

# DFT Frequency (9A)

---

- Each Row of the DFT Matrix
-

Copyright (c) 2009, 2010 Young W. Lim.

Permission is granted to copy, distribute and/or modify this document under the terms of the GNU Free Documentation License, Version 1.2 or any later version published by the Free Software Foundation; with no Invariant Sections, no Front-Cover Texts, and no Back-Cover Texts. A copy of the license is included in the section entitled "GNU Free Documentation License".

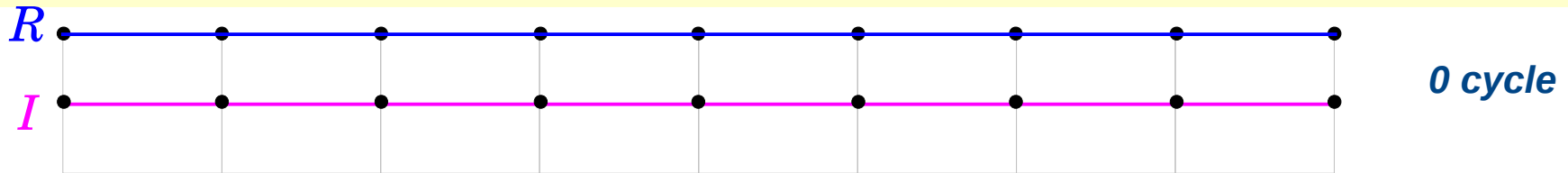
Please send corrections (or suggestions) to [youngwlim@hotmail.com](mailto:youngwlim@hotmail.com).

This document was produced by using OpenOffice and Octave.



# N=8 DFT : The 1st Row of the DFT Matrix

$$\left( e^{-j \cdot \frac{\pi}{4} \cdot 0} \quad e^{-j \cdot \frac{\pi}{4} \cdot 0} \quad e^{-j \cdot \frac{\pi}{4} \cdot 0} \quad e^{-j \cdot \frac{\pi}{4} \cdot 0} \quad e^{-j \cdot \frac{\pi}{4} \cdot 0} \quad e^{-j \cdot \frac{\pi}{4} \cdot 0} \quad e^{-j \cdot \frac{\pi}{4} \cdot 0} \quad e^{-j \cdot \frac{\pi}{4} \cdot 0} \right)$$



$$W_8^{kn} = e^{-j \left( \frac{2\pi}{8} \right) kn} \quad k = 0, \quad n = 0, 1, \dots, 7$$

**R**  $\rightarrow$  sampled values of  $\cos(-\omega t) = \cos(\omega t)$

**I**  $\rightarrow$  sampled values of  $\sin(-\omega t) = -\sin(\omega t)$

$$\omega t = 2\pi f t$$

$$2\pi \cdot \left( \frac{0}{8} \right) \cdot f_s \cdot t$$

**X[0]** measures how much of the above signal component is present in **x**.



$$T = N\tau$$

Sampling Time

$$\tau$$

Sampling Frequency  $f_s = \frac{1}{\tau}$

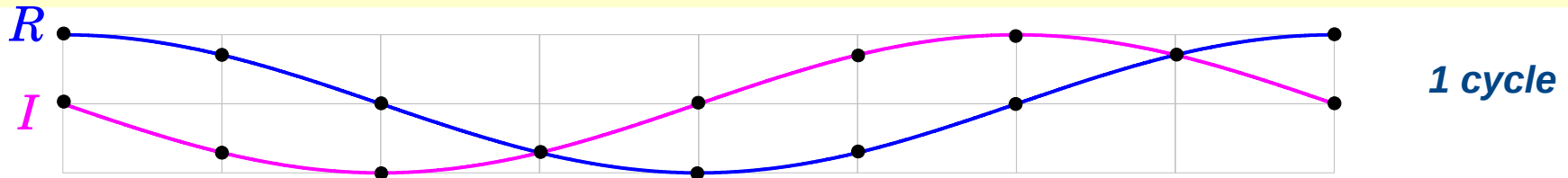
Sequence Time Length

$$T = N\tau$$

Zero Frequency

# N=8 DFT : The 2nd Row of the DFT Matrix

$$\left( e^{-j\frac{\pi}{4}\cdot 0} \quad e^{-j\frac{\pi}{4}\cdot 1} \quad e^{-j\frac{\pi}{4}\cdot 2} \quad e^{-j\frac{\pi}{4}\cdot 3} \quad e^{-j\frac{\pi}{4}\cdot 4} \quad e^{-j\frac{\pi}{4}\cdot 5} \quad e^{-j\frac{\pi}{4}\cdot 6} \quad e^{-j\frac{\pi}{4}\cdot 7} \right)$$



$$W_8^{kn} = e^{-j\frac{2\pi}{8}kn} \quad k = 1, \quad n = 0, 1, \dots, 7$$

**R**  $\rightarrow$  sampled values of  $\cos(-\omega t) = \cos(\omega t)$

**I**  $\rightarrow$  sampled values of  $\sin(-\omega t) = -\sin(\omega t)$

$$\omega t = 2\pi f t$$

$$2\pi \cdot \left(\frac{1}{8}\right) \cdot f_s \cdot t$$

**X[1]** measures how much of the above signal component is present in **x**.



Sampling Time  $\tau$

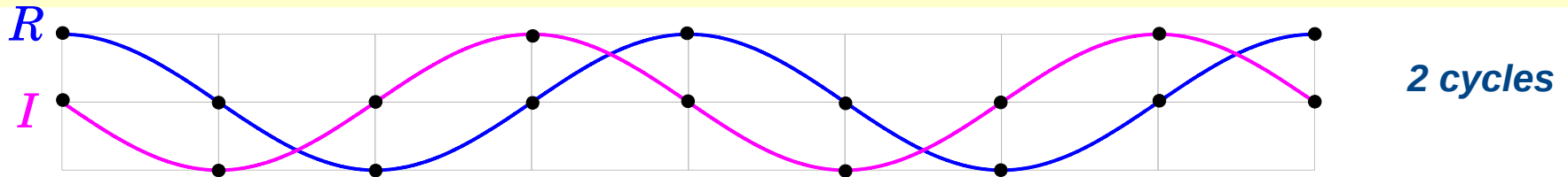
Sampling Frequency  $f_s = \frac{1}{\tau}$

Sequence Time Length  $T = N\tau$

1<sup>st</sup> Harmonic Freq  $f_1 = \frac{1}{T} = \frac{1}{N\tau} = \frac{f_s}{N}$

# N=8 DFT : The 3rd Row of the DFT Matrix

$$\left( e^{-j\frac{\pi}{4}\cdot 0} \quad e^{-j\frac{\pi}{4}\cdot 2} \quad e^{-j\frac{\pi}{4}\cdot 4} \quad e^{-j\frac{\pi}{4}\cdot 6} \quad e^{-j\frac{\pi}{4}\cdot 0} \quad e^{-j\frac{\pi}{4}\cdot 2} \quad e^{-j\frac{\pi}{4}\cdot 4} \quad e^{-j\frac{\pi}{4}\cdot 6} \right)$$



$$W_8^{kn} = e^{-j\left(\frac{2\pi}{8}\right)kn} \quad k = 2, \quad n = 0, 1, \dots, 7$$

**R**  $\rightarrow$  sampled values of  $\cos(-\omega t) = \cos(\omega t)$

**I**  $\rightarrow$  sampled values of  $\sin(-\omega t) = -\sin(\omega t)$

$$\omega t = 2\pi f t$$

$$2\pi \cdot \left(\frac{2}{8}\right) \cdot f_s \cdot t$$

**X[2]** measures how much of the above signal component is present in **x**.



$$T = N\tau$$

Sampling Time  $\tau$

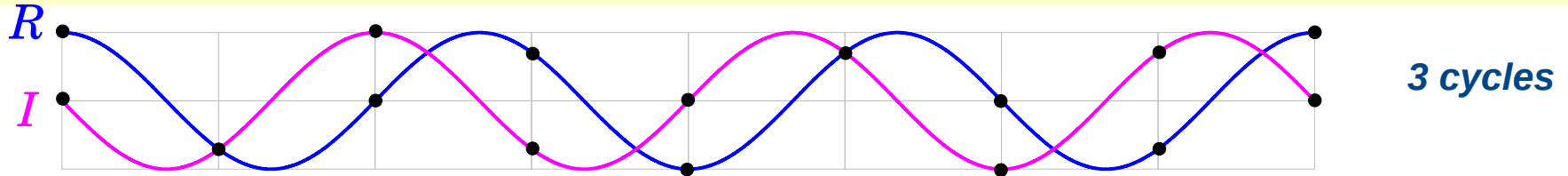
Sampling Frequency  $f_s = \frac{1}{\tau}$

Sequence Time Length  $T = N\tau$

2<sup>nd</sup> Harmonic Freq  $f_2 = \frac{2}{T} = \frac{2}{N\tau} = \frac{2f_s}{N}$

# N=8 DFT : The 4th Row of the DFT Matrix

$$\left( e^{-j\frac{\pi}{4}\cdot 0} \quad e^{-j\frac{\pi}{4}\cdot 3} \quad e^{-j\frac{\pi}{4}\cdot 6} \quad e^{-j\frac{\pi}{4}\cdot 1} \quad e^{-j\frac{\pi}{4}\cdot 4} \quad e^{-j\frac{\pi}{4}\cdot 7} \quad e^{-j\frac{\pi}{4}\cdot 2} \quad e^{-j\frac{\pi}{4}\cdot 5} \right)$$



$$W_8^{kn} = e^{-j\frac{2\pi}{8}kn} \quad k = 3, \quad n = 0, 1, \dots, 7$$

**R**  $\rightarrow$  sampled values of  $\cos(-\omega t) = \cos(\omega t)$

**I**  $\rightarrow$  sampled values of  $\sin(-\omega t) = -\sin(\omega t)$

$$\omega t = 2\pi f t$$

$$2\pi \cdot \left(\frac{3}{8}\right) \cdot f_s \cdot t$$

**X[3]** measures how much of the above signal component is present in **x**.



$$T = N\tau$$

Sampling Time  $\tau$

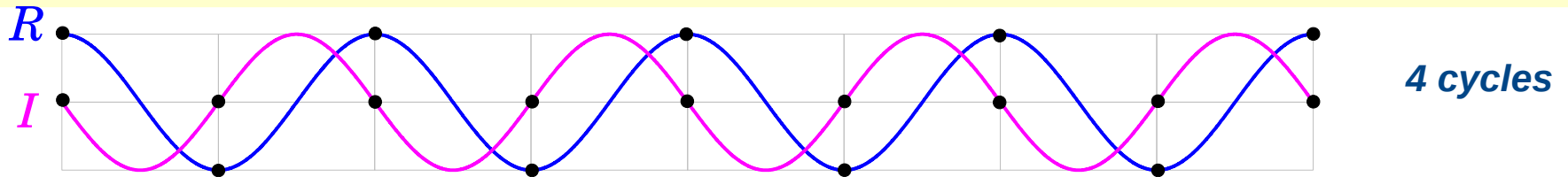
Sampling Frequency  $f_s = \frac{1}{\tau}$

Sequence Time Length  $T = N\tau$

3<sup>rd</sup> Harmonic Freq  $f_3 = \frac{3}{T} = \frac{3}{N\tau} = \frac{3f_s}{N}$

# N=8 DFT : The 5th Row of the DFT Matrix

$$\left( e^{-j\frac{\pi}{4}\cdot 0} \quad e^{-j\frac{\pi}{4}\cdot 4} \quad e^{-j\frac{\pi}{4}\cdot 0} \quad e^{-j\frac{\pi}{4}\cdot 4} \quad e^{-j\frac{\pi}{4}\cdot 0} \quad e^{-j\frac{\pi}{4}\cdot 4} \quad e^{-j\frac{\pi}{4}\cdot 0} \quad e^{-j\frac{\pi}{4}\cdot 4} \right)$$



$$W_8^{kn} = e^{-j\frac{2\pi}{8}kn} \quad k = 4, \quad n = 0, 1, \dots, 7$$

**R** → sampled values of  $\cos(-\omega t) = \cos(\omega t)$

**I** → sampled values of  $\sin(-\omega t) = -\sin(\omega t)$

$$\omega t = 2\pi f t$$

$$2\pi \cdot \left(\frac{4}{8}\right) \cdot f_s \cdot t$$

**X[4]** measures how much of the above signal component is present in **x**.



$$T = N\tau$$

Sampling Time  $\tau$

Sampling Frequency  $f_s = \frac{1}{\tau}$

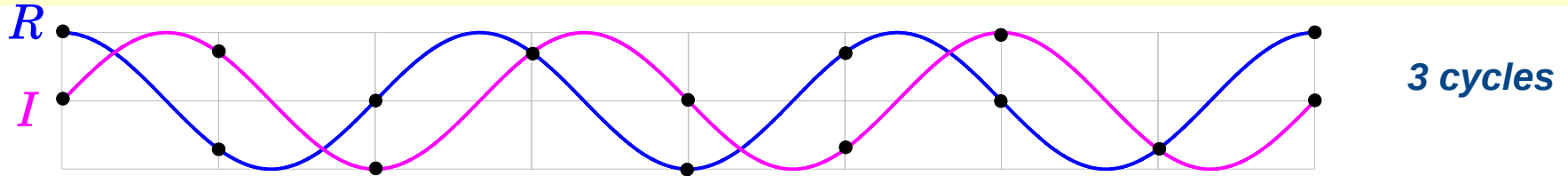
Sequence Time Length  $T = N\tau$

4<sup>th</sup> Harmonic Freq  $f_4 = \frac{4}{T} = \frac{4}{N\tau} = \frac{4f_s}{N}$



# N=8 DFT : The 6th Row of the DFT Matrix

$$\left( e^{-j\frac{\pi}{4}\cdot 0} \quad e^{-j\frac{\pi}{4}\cdot 5} \quad e^{-j\frac{\pi}{4}\cdot 2} \quad e^{-j\frac{\pi}{4}\cdot 7} \quad e^{-j\frac{\pi}{4}\cdot 4} \quad e^{-j\frac{\pi}{4}\cdot 1} \quad e^{-j\frac{\pi}{4}\cdot 6} \quad e^{-j\frac{\pi}{4}\cdot 3} \right)$$



$$W_8^{kn} = e^{-j\frac{2\pi}{8}kn} \quad k = 5, \quad n = 0, 1, \dots, 7$$

**R**  $\rightarrow$  sampled values of  $\cos(\omega't) = \cos(-(-\omega)t)$

**I**  $\rightarrow$  sampled values of  $\sin(\omega't) = \sin(-(-\omega)t)$

$$-\omega t = -2\pi f t$$

$$2\pi \cdot \left(\frac{-3}{8}\right) \cdot f_s \cdot t$$

**X[5]** measures how much of the above signal component is present in **x**.



$$T = N\tau$$

Sampling Time

$$\tau$$

Sampling Frequency  $f_s = \frac{1}{\tau}$

Sequence Time Length

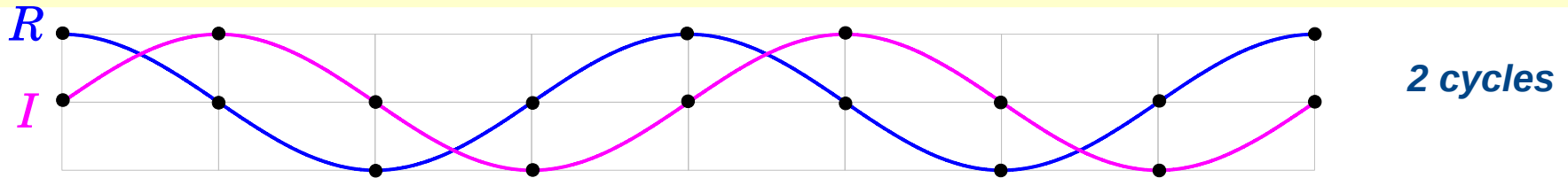
$$T = N\tau$$

3<sup>rd</sup> Harmonic Freq

$$f_3 = \frac{3}{T} = \frac{3}{N\tau} = \frac{3f_s}{N}$$

# N=8 DFT : The 7th Row of the DFT Matrix

$$\left( e^{-j\frac{\pi}{4}\cdot 0} \quad e^{-j\frac{\pi}{4}\cdot 6} \quad e^{-j\frac{\pi}{4}\cdot 4} \quad e^{-j\frac{\pi}{4}\cdot 2} \quad e^{-j\frac{\pi}{4}\cdot 0} \quad e^{-j\frac{\pi}{4}\cdot 6} \quad e^{-j\frac{\pi}{4}\cdot 4} \quad e^{-j\frac{\pi}{4}\cdot 2} \right)$$



$$W_8^{kn} = e^{-j\frac{2\pi}{8}kn} \quad k = 2, \quad n = 0, 1, \dots, 7$$

**R**  $\rightarrow$  sampled values of  $\cos(\omega't) = \cos(-(-\omega)t)$

$$-\omega t = -2\pi f t$$

**I**  $\rightarrow$  sampled values of  $\sin(\omega't) = \sin(-(-\omega)t)$

$$2\pi \cdot \left(\frac{-2}{8}\right) \cdot f_s \cdot t$$

**X[6]** measures how much of the above signal component is present in **x**.



Sampling Time  $\tau$

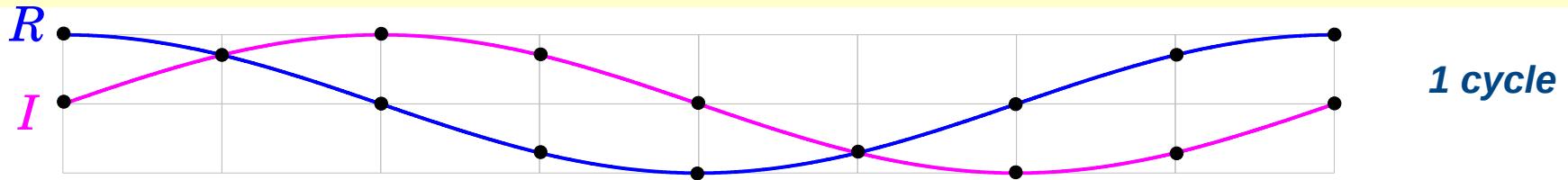
Sampling Frequency  $f_s = \frac{1}{\tau}$

Sequence Time Length  $T = N\tau$

2<sup>nd</sup> Harmonic Freq  $f_2 = \frac{2}{T} = \frac{2}{N\tau} = \frac{2f_s}{N}$

# N=8 DFT : The 8th Row of the DFT Matrix

$$\left( e^{-j\frac{\pi}{4}\cdot 0} \quad e^{-j\frac{\pi}{4}\cdot 7} \quad e^{-j\frac{\pi}{4}\cdot 6} \quad e^{-j\frac{\pi}{4}\cdot 5} \quad e^{-j\frac{\pi}{4}\cdot 4} \quad e^{-j\frac{\pi}{4}\cdot 3} \quad e^{-j\frac{\pi}{4}\cdot 2} \quad e^{-j\frac{\pi}{4}\cdot 1} \right)$$



$$W_8^{kn} = e^{-j\frac{2\pi}{8}kn} \quad k = 7, \quad n = 0, 1, \dots, 7$$

**R**  $\rightarrow$  sampled values of  $\cos(\omega't) = \cos(-(-\omega)t)$

$$-\omega t = -2\pi f t$$

**I**  $\rightarrow$  sampled values of  $\sin(\omega't) = \sin(-(-\omega)t)$

$$2\pi \cdot \left(\frac{-1}{8}\right) \cdot f_s \cdot t$$

**X[7]** measures how much of the above signal component is present in **x**.



$$T = N\tau$$

Sampling Time

$$\tau$$

Sampling Frequency  $f_s = \frac{1}{\tau}$

Sequence Time Length

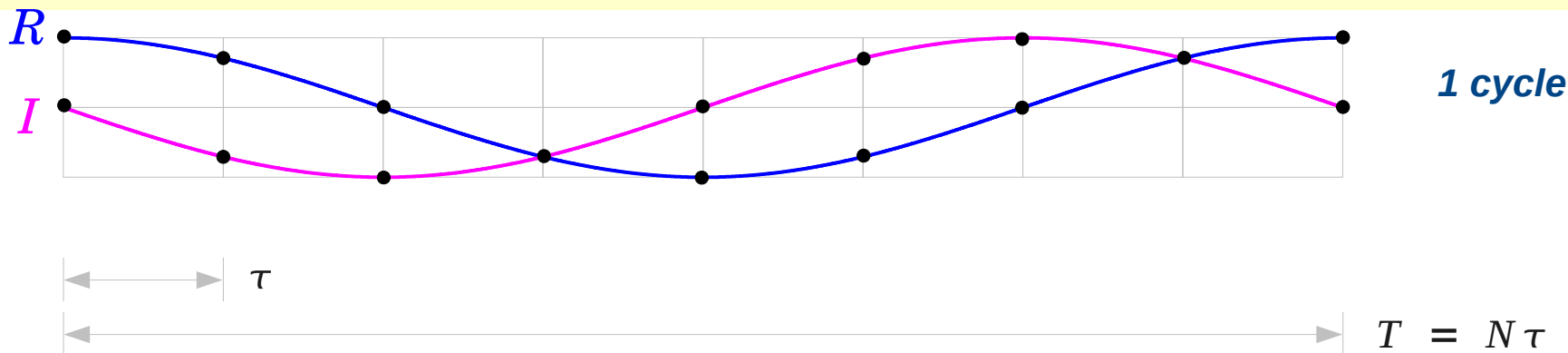
$$T = N\tau$$

1<sup>st</sup> Harmonic Freq

$$f_1 = \frac{1}{T} = \frac{1}{N\tau} = \frac{f_s}{N}$$

# Fundamental Frequency

$$\left( e^{-j\frac{\pi}{4}\cdot 0} \quad e^{-j\frac{\pi}{4}\cdot 1} \quad e^{-j\frac{\pi}{4}\cdot 2} \quad e^{-j\frac{\pi}{4}\cdot 3} \quad e^{-j\frac{\pi}{4}\cdot 4} \quad e^{-j\frac{\pi}{4}\cdot 5} \quad e^{-j\frac{\pi}{4}\cdot 6} \quad e^{-j\frac{\pi}{4}\cdot 7} \right)$$



Sampling Time  $\tau$

Sampling Frequency  $f_s = \frac{1}{\tau}$

Sequence Time Length  $T = N\tau$

1<sup>st</sup> Harmonic Freq  $f_1 = \frac{1}{T} = \frac{1}{N\tau} = \frac{f_s}{N}$

$$f_2 = 2 \cdot f_1$$

$$f_3 = 3 \cdot f_1$$

...

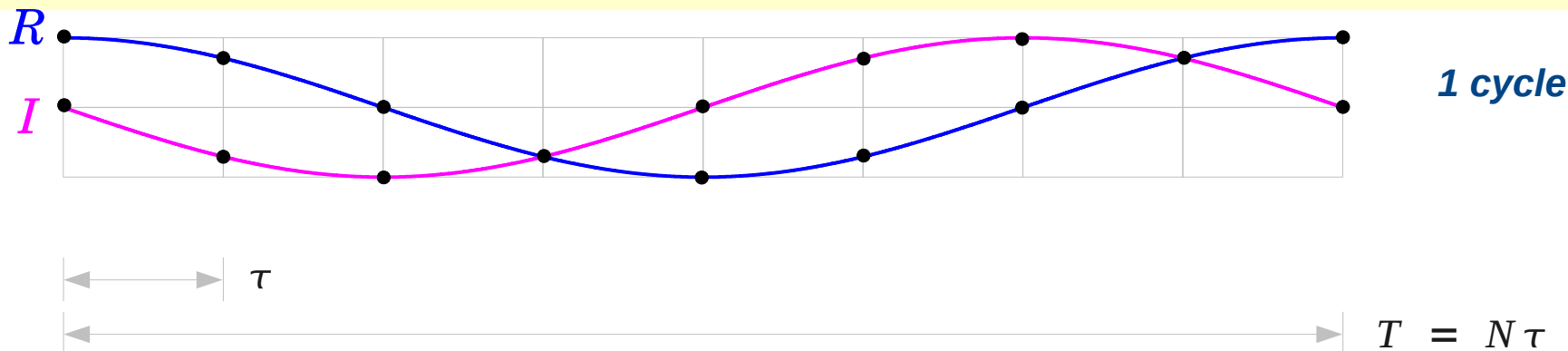
$$f_{N-1} = (N-1) \cdot f_1$$

**Fundamental Frequency  $f_0$**

The Lowest Frequency in a harmonic series.  $f_0 = f_1 = \frac{f_s}{N}$

# Normalized Frequency

$$\left( e^{-j\frac{\pi}{4}\cdot 0} \quad e^{-j\frac{\pi}{4}\cdot 1} \quad e^{-j\frac{\pi}{4}\cdot 2} \quad e^{-j\frac{\pi}{4}\cdot 3} \quad e^{-j\frac{\pi}{4}\cdot 4} \quad e^{-j\frac{\pi}{4}\cdot 5} \quad e^{-j\frac{\pi}{4}\cdot 6} \quad e^{-j\frac{\pi}{4}\cdot 7} \right)$$



Sampling Time  $\tau$

Sampling Frequency  $f_s = \frac{1}{\tau}$  (samples per second)

Sequence Time Length  $T = N\tau$

1<sup>st</sup> Harmonic Freq  $f_1 = \frac{1}{T} = \frac{1}{N\tau} = \frac{f_s}{N}$

$$f_1 = 1 \cdot f_1$$

$$1/N$$

$$f_2 = 2 \cdot f_1$$

$$2/N$$

$$f_3 = 3 \cdot f_1$$

$$3/N$$

...

$$f_{N-1} = (N-1) \cdot f_1$$

$$(N-1)/N$$

$$n = 0, 1, 2, \dots, N-1$$

Normalized Frequency (cycles per sample)

$$f_n = \frac{n \cdot f_s}{N}$$

$$\frac{f_n}{f_s} = \frac{n}{N}$$

# N=8 DFT : DFT Matrix in + or - Frequencies

$$\omega_0 = 2\pi \cdot \frac{f_s}{N}$$

<b>0th row:</b>	<i>samples of</i>	$\cos 0 \omega_0 t + j \cdot \sin 0 \omega_0 t$	(0 cycle)
<b>1th row:</b>	<i>samples of</i>	$\cos 1 \omega_0 t + j \cdot \sin 1 \omega_0 t$	(1 cycle)
<b>2th row:</b>	<i>samples of</i>	$\cos 2 \omega_0 t + j \cdot \sin 2 \omega_0 t$	(2 cycles)
<b>3th row:</b>	<i>samples of</i>	$\cos 3 \omega_0 t + j \cdot \sin 3 \omega_0 t$	(3 cycles)
<b>4th row:</b>	<i>samples of</i>	$\cos 4 \omega_0 t + j \cdot \sin 4 \omega_0 t$	(4 cycles)
<b>5th row:</b>	<i>samples of</i>	$\cos 5 \omega_0 t + j \cdot \sin 5 \omega_0 t$	(5 cycles)
<b>6th row:</b>	<i>samples of</i>	$\cos 6 \omega_0 t + j \cdot \sin 6 \omega_0 t$	(6 cycles)
<b>7th row:</b>	<i>samples of</i>	$\cos 7 \omega_0 t + j \cdot \sin 7 \omega_0 t$	(7 cycles)

==

<b>0th row:</b>	<i>samples of</i>	$\cos( 0 \omega_0)t + j \cdot \sin( 0 \omega_0)t$	(0 cycle)
<b>1th row:</b>	<i>samples of</i>	$\cos(-7 \omega_0)t + j \cdot \sin(-7 \omega_0)t$	(7 cycles)
<b>2th row:</b>	<i>samples of</i>	$\cos(-6 \omega_0)t + j \cdot \sin(-6 \omega_0)t$	(6 cycles)
<b>3th row:</b>	<i>samples of</i>	$\cos(-5 \omega_0)t + j \cdot \sin(-5 \omega_0)t$	(5 cycles)
<b>4th row:</b>	<i>samples of</i>	$\cos(-4 \omega_0)t + j \cdot \sin(-4 \omega_0)t$	(4 cycles)
<b>5th row:</b>	<i>samples of</i>	$\cos(-3 \omega_0)t + j \cdot \sin(-3 \omega_0)t$	(3 cycles)
<b>6th row:</b>	<i>samples of</i>	$\cos(-2 \omega_0)t + j \cdot \sin(-2 \omega_0)t$	(2 cycles)
<b>7th row:</b>	<i>samples of</i>	$\cos(-1 \omega_0)t + j \cdot \sin(-1 \omega_0)t$	(1 cycles)

# N=8 DFT : DFT Matrix in Both Frequencies

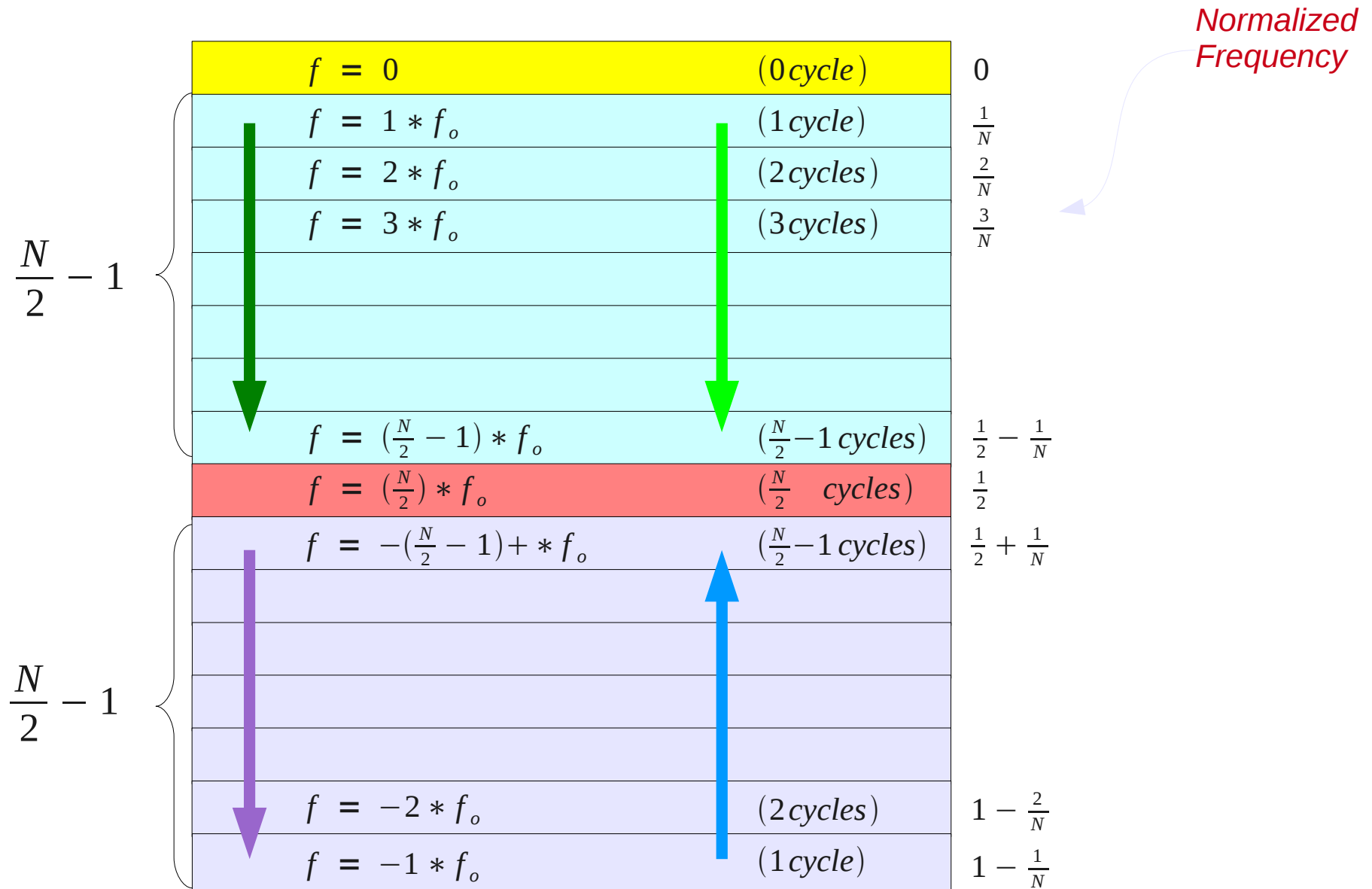
$$\omega_0 = 2\pi \cdot \frac{f_s}{N}$$

<b>0th row:</b>	<i>samples of</i>	$\cos 0 \omega_0 t + j \cdot \sin 0 \omega_0 t$	(0 cycle)
<b>1th row:</b>	<i>samples of</i>	$\cos 1 \omega_0 t + j \cdot \sin 1 \omega_0 t$	(1 cycle)
<b>2th row:</b>	<i>samples of</i>	$\cos 2 \omega_0 t + j \cdot \sin 2 \omega_0 t$	(2 cycles)
<b>3th row:</b>	<i>samples of</i>	$\cos 3 \omega_0 t + j \cdot \sin 3 \omega_0 t$	(3 cycles)
<b>4th row:</b>	<i>samples of</i>	$\cos 4 \omega_0 t + j \cdot \sin 4 \omega_0 t$	(4 cycles)
<b>5th row:</b>	<i>samples of</i>	$\cos 5 \omega_0 t + j \cdot \sin 5 \omega_0 t$	(5 cycles)
<b>6th row:</b>	<i>samples of</i>	$\cos 6 \omega_0 t + j \cdot \sin 6 \omega_0 t$	(6 cycles)
<b>7th row:</b>	<i>samples of</i>	$\cos 7 \omega_0 t + j \cdot \sin 7 \omega_0 t$	(7 cycles)

==

<b>0th row:</b>	<i>samples of</i>	$\cos 0 \omega_0 t + j \cdot \sin 0 \omega_0 t$	(0 cycle)
<b>1th row:</b>	<i>samples of</i>	$\cos 1 \omega_0 t + j \cdot \sin 1 \omega_0 t$	(1 cycle)
<b>2th row:</b>	<i>samples of</i>	$\cos 2 \omega_0 t + j \cdot \sin 2 \omega_0 t$	(2 cycles)
<b>3th row:</b>	<i>samples of</i>	$\cos 3 \omega_0 t + j \cdot \sin 3 \omega_0 t$	(3 cycles)
<b>4th row:</b>	<i>samples of</i>	$\cos 4 \omega_0 t + j \cdot \sin 4 \omega_0 t$	(4 cycles)
<b>5th row:</b>	<i>samples of</i>	$\cos 3 \omega_0 t - j \cdot \sin 3 \omega_0 t$	(3 cycles)
<b>6th row:</b>	<i>samples of</i>	$\cos 2 \omega_0 t - j \cdot \sin 2 \omega_0 t$	(2 cycles)
<b>7th row:</b>	<i>samples of</i>	$\cos 1 \omega_0 t - j \cdot \sin 1 \omega_0 t$	(1 cycles)

# Frequency View of a DFT Matrix













## References

- [1] <http://en.wikipedia.org/>
- [2] J.H. McClellan, et al., Signal Processing First, Pearson Prentice Hall, 2003
- [3] A “graphical interpretation” of the DFT and FFT, by Steve Mann