



iSeries

Server Support APIs

Version 5 Release 3





@server

iSeries

Server Support APIs

Version 5 Release 3

Note

Before using this information and the product it supports, be sure to read the information in "Notices," on page 101.

Sixth Edition (August 2005)

This edition applies to version 5, release 3, modification 0 of Operating System/400 (product number 5722-SS1) and to all subsequent releases and modifications until otherwise indicated in new editions. This version does not run on all reduced instruction set computer (RISC) models nor does it run on CISC models.

© Copyright International Business Machines Corporation 1998, 2005. All rights reserved.

US Government Users Restricted Rights – Use, duplication or disclosure restricted by GSA ADP Schedule Contract with IBM Corp.

Contents

Server Support APIs	1	List Server Information (QZLSLSTI) API	24
APIs	1	Authorities and Locks	24
iSeries Support for Windows Network Neighborhood Server APIs	1	Required Parameter Group	24
Add File Server Share (QZLSADFS) API	2	Optional Parameter 1	26
Authorities and Locks	3	Optional Parameter 2	26
Required Parameter Group	3	Format of Information List	26
Optional Parameter Group	3	Input Parameter Section	27
Format of File Extension Table Entry	4	ZLSL0100 Format	27
Field Descriptions	4	ZLSL0101 Format	27
Error Messages	5	ZLSL0200 Format	28
Add Print Server Share (QZLSADPS) API	6	ZLSL0201 Format	29
Authorities and Locks	6	ZLSL0300 Format	30
Required Parameter Group	6	ZLSL0400 Format	30
Optional Parameter Group 1	7	ZLSL0600 Format	31
Optional Parameter Group 2	7	ZLSL0700 Format	31
Error Messages	8	ZLSL0800 Format	32
Change File Server Share (QZLSCHFS) API	9	ZLSL0900 Format	32
Authorities and Locks	9	Field Descriptions	32
Required Parameter Group	10	Error Messages	38
Optional Parameter Group	10	Open List of Server Information (QZLSOLST) API	39
Format of File Extension Table Entry	11	Authorities and Locks	39
Field Descriptions	11	Required Parameter Group	40
Error Messages	12	Optional Parameter 1	41
Change Print Server Share (QZLSCHPS) API	13	Optional Parameter 2	41
Authorities and Locks	13	Format of List Information	41
Required Parameter Group	13	Field Descriptions	42
Optional Parameter Group 1	14	Format of Receiver Variable	42
Optional Parameter Group 2	14	ZLSL0100 Format	43
Error Messages	15	ZLSL0101 Format	43
Change Server Guest (QZLSCHSG) API	15	ZLSL0200 Format	44
Authorities and Locks	15	ZLSL0201 Format	45
Required Parameter Group	15	ZLSL0300 Format	45
Error Messages	16	ZLSL0400 Format	46
Change Server Information (QZLSCHSI) API	16	ZLSL0600 Format	46
Authorities and Locks	16	ZLSL0700 Format	47
Required Parameter Group	17	ZLSL0800 Format	47
Format of Information Changed	17	ZLSL0900 Format	47
Format ZLSS0100	17	Field Descriptions	48
Format ZLSS0200	18	Error Messages	53
Field Descriptions	18	Remove Server Share (QZLSRMS) API	54
Error Messages	19	Authorities and Locks	54
Change Server Name (QZLSCHSN) API	20	Required Parameter Group	54
Authorities and Locks	20	Error Messages	54
Required Parameter Group	20	Start Server (QZLSSTRS) API	55
Optional Parameter	21	Authorities and Locks	55
Error Messages	21	Required Parameter Group	55
End Server (QZLSENDS) API	21	Error Messages	55
Authorities and Locks	22	Integrated Operating Environments APIs	56
Required Parameter	22	Open List Network Server Storage Spaces (QFPADOLD) API	57
Error Messages	22	Authorities and Locks	57
End Server Session (QZLSENSS) API	22	Required Parameter Group	58
Authorities and Locks	22	DOLD0100 Format	59
Required Parameter Group	22	Field Descriptions	60
Optional Parameter	23	Format of List Information	62
Error Messages	23	Field Descriptions	63





Error Messages	64
Open List Network Server Users (QFPADOLU) API	65
Authorities and Locks	65
Required Parameter Group	66
Format of Data Returned	68
DOLU0100 Record Format	69
DOLU0150 Record Format	70
DOLU0200 Record Format	71
DOLU0100, DOLU0150 and DOLU0200 Record	
Field Descriptions	71
Format of List Information	74
Field Descriptions	75
Error Messages	76
Open List Network Servers (QFPADOLS) API	76
Authorities and Locks	77
Required Parameter Group	77
DOLS0100 Format	78
Field Descriptions	79
Format of List Information	80
Field Descriptions	80
Error Messages	81
Process Network Server User (QFPADPNU) API	82
Authorities and Locks	83
Required Parameter Group	83
Error Messages	84
Retrieve Network Server Information (QFPADRNI)	
API	85
Authorities and Locks	85
Required Parameter Group	85
DRNI0100 Format	86
DRNI0200 Format	86

Field Descriptions	87
Error Messages	88
Retrieve Network Server User Attributes	
(QFPADRUA) API	89
Authorities and Locks	89
Required Parameter Group	89
Format of the Retrieved Information	90
DRUA0100 Format	90
DRUA0100 and DRUA0200 Field Descriptions.	91
Format of Windows domain information	92
Windows Domain Field Descriptions	93
Format of Windows server information	93
Windows Server Field Descriptions	94
Error Messages	94
Dynamic Host Configuration Protocol Server Exit	
Programs	94
Host Server Exit Programs	95
Exit Programs	95
DHCP Address Binding Notification Exit Program	96
Required Parameter Group	97
DHCP Address Release Notification Exit Program	98
Required Parameter Group	99
DHCP Request Packet Validation Exit Program	99
Required Parameter Group	100

Appendix. Notices	101
Trademarks	102
Terms and conditions for downloading and	
printing publications	103
Code disclaimer information	104

Server Support APIs

The Server Support APIs include:

- “iSeries Support for Windows Network Neighborhood Server APIs”
- “Integrated Operating Environments APIs” on page 56
-  “Dynamic Host Configuration Protocol Server Exit Programs” on page 94
- 
-  “Host Server Exit Programs” on page 95
- 

[Top](#) | [APIs by category](#)

APIs

These are the APIs for this category.

iSeries Support for Windows Network Neighborhood Server APIs

The iSeries Support for Windows Network Neighborhood Server (iSeries NetServer) APIs allow personal computers to access file and print resources on the iSeries^(TM) by using the networking support provided with their operating systems. Operating systems that are supported by iSeries NetServer include Windows^(R) 95, Windows 98/Me, Windows NT 4.0, Windows 2000, Windows XP, and Linux/Samba.

For more information, see the iSeries NetServer topic.

The iSeries NetServer APIs and their functions are:

- “Add File Server Share (QZLSADFS) API” on page 2 (QZLSADFS) shares a portion of the integrated file system with the network using the iSeries Support for Windows Network Neighborhood server.
- “Add Print Server Share (QZLSADPS) API” on page 6 (QZLSADPS) shares an output queue with the network by using the iSeries Support for Windows Network Neighborhood server.
- “Change File Server Share (QZLSCHFS) API” on page 9 (QZLSCHFS) changes the information about a shared portion of the integrated file system.
- “Change Print Server Share (QZLSCHPS) API” on page 13 (QZLSCHPS) changes the information about a shared printer.
- “Change Server Guest (QZLSCHSG) API” on page 15 (QZLSCHSG) changes the user profile used by the iSeries Support for Windows Network Neighborhood server when an unknown user requests access to shared resources on the system.
- “Change Server Information (QZLSCHSI) API” on page 16 (QZLSCHSI) changes general configuration information for the iSeries Support for Windows Network Neighborhood server.
- “Change Server Name (QZLSCHSN) API” on page 20 (QZLSCHSN) changes the name by which the iSeries Support for Windows Network Neighborhood server is known on the network.
- “End Server (QZLSEND) API” on page 21 (QZLSEND) ends the jobs that support the iSeries Support for Windows Network Neighborhood server.
- “End Server Session (QZLSENS) API” on page 22 (QZLSENS) ends a single session or all the sessions that were established from the specified workstation.
- “List Server Information (QZLSLSTI) API” on page 24 (QZLSLSTI) lists information about the server for configuration, connections, sessions, shares, or statistical information.

- “Open List of Server Information (QZLSOLST) API” on page 39 (QZLSOLST) opens a list of information about the server for share, configuration, session, connection, or statistical information.
- “Remove Server Share (QZLSRMS) API” on page 54 (QZLSRMS) removes a share from the list of files or printers on the server.
- “Start Server (QZLSSTRS) API” on page 55 (QZLSSTRS) starts the jobs necessary for the iSeries Support for Windows Network Neighborhood server to run.

Top | “Server Support APIs,” on page 1 | APIs by category

Add File Server Share (QZLSADFS) API

Required Parameter Group:

1 Share name

Input Char(12)

2 Path name

Input Char(*)

3 Length of path name

Input Binary(4)

4 CCSID encoding of path name

Input Binary(4)

5 Text description

Input Char(50)

6 Permissions

Input Binary(4)

7 Maximum users

Input Binary(4)

8 Error code

I/O Char(*)

Optional Parameter Group:

9 CCSID used for text conversion

Input Binary(4)

10 Enable text conversion

Input Char(1)

11 File extension table

Input Char(*)

12 Number of table entries

Input Binary(4)

Default Public Authority: *USE

Threadsafe: No

The Add File Server Share (QZLSADFS) API shares a portion of the integrated file system with the network using the iSeries Support for Windows Network Neighborhood server.

Authorities and Locks

To use this API, you must have *IOSYSCFG special authority or own the integrated file system directory.

Required Parameter Group

Share name

INPUT; CHAR(12)

The name of the share to be added.

Path name

INPUT; CHAR(*)

The path in the integrated file system to be shared with the network. A forward slash, '/', is required as the first character.

Length of path name

INPUT; BINARY(4)

The length, in bytes, of the path name. The maximum length is 1024 bytes.

CCSID encoding of path name

INPUT; BINARY(4)

The coded character set ID (CCSID) of the path name and the file extension table entries. 0 will result in the current job CCSID being used.

Text description

INPUT; CHAR(50)

The text description for this share.

Permissions

INPUT; BINARY(4)

The access available from the network for this share.

- | | |
|---|------------|
| 1 | Read only |
| 2 | Read/Write |

Maximum users

INPUT; BINARY(4)

The maximum number of users who can concurrently access this share.

This value must be greater than or equal to zero, or -1 (X'FFFFFFFF'), which means there is no limit to the number of users who can concurrently use this share.

Error code

I/O; CHAR(*)

The structure in which to return error information. For the format of the structure, see Error Code Parameter.

Optional Parameter Group

CCSID used for text conversion

INPUT; BINARY(4)

The client CCSID that is used for text file data conversion. Text file data conversion is performed using this CCSID and the current CCSID of the system file.

A value of 0 indicates that the user would like to use the currently configured CCSID for the server. See the Get Related Default CCSID (CDRGRDC) API for additional information on related CCSIDs.

If the CCSID used for text conversion parameter is omitted, the API assumes a default value of 0.

Enable text conversion
INPUT; CHAR(1)

Whether the server enables text conversion for this share. Possible values are:

- 0 Text conversion not enabled
- 1 Text conversion enabled
- 2 Text conversion enabled and mixed data is allowed

If the enable text conversion parameter is omitted, the API assumes a default value of 0.

File extension table
INPUT; CHAR(*)

An array of table entries. There is no limit to the number of values specified. For the layout of a table entry, see "Format of File Extension Table Entry."

If the file extension table parameter is omitted, the API assumes that there are no file extensions for text conversion. If the file extension table parameter is specified, the number of table entries parameter must be specified also.

Number of table entries
INPUT; BINARY(4)

The number of table entries.

If the number of table entries parameter is left out, the API assumes a default value of 0. If the number of table entries parameter is specified, the file extension table parameter must be specified also.

Format of File Extension Table Entry

The following shows the format of a file extension table entry. For detailed descriptions of the fields in the table, see "Field Descriptions."

Offset		Type	Field
Dec	Hex		
0	0	BINARY(4)	Length of file extension
4	4	CHAR(46)	File extension

Field Descriptions

File extension. A file extension string that is null-terminated. Possible values include:

- * The server will convert all files.
- . The server will convert all files without an extension.
- .TXT, .TXT* The server will convert all files ending with .TXT (that is, a.TXT, a.b.c.TXT).
- ..TXT, ...TXT,* Extensions with more than one leading period will have no effect on the server. No translation
.....TXT will be done.
- T*T* The server will convert all files ending with an extension that substitutes any number of characters for the * wild card (that is, a.T123T, b.TXT, c.TEST).
- T?T* The server will convert all files ending with an extension that substitutes any one character for the ? wild card (that is, a.T1T, b.TXT).

Length of file extension. The size in bytes of the file extension. The length does not include the byte used for null-termination.

Error Messages

Message ID	Error Message Text
CPF3C1E E	Required parameter &1 omitted.
CPF3C36 E	Number of parameters, &1, entered for this API was not valid.
CPF3CF1 E	Error code parameter not valid.
CPF3CF2 E	Error(s) occurred during running of &1 API.
CPFA0D4 E	File system error occurred.
CPFB682 E	API &1 failed with reason code &2.
CPFB683 E	Data conversion failed for API &1.
CPFB684 E	User does not have the correct authority for API &1.
CPFB68A E	Error occurred while working with shared resource &2.
CPFB68B E	Character is not valid for value &3.
CPFB68D E	Length specified in parameter &2 for API &1 not valid.
CPIB685 E	Error occurred on iSeries Support for Windows Network Neighborhood (iSeries NetServer) request.

API introduced: V4R2

[Top](#) | [“Server Support APIs,” on page 1](#) | [APIs by category](#)

Add Print Server Share (QZLSADPS) API

Required Parameter Group:	
1	Share name
Input	Char(12)
2	Qualified output queue name
Input	Char(20)
3	Text description
Input	Char(50)
4	Spooled file type
Input	Binary(4)
5	Print driver type
Input	Char(50)
6	Error code
I/O	Char(*)
Optional Parameter Group 1:	
7	Qualified printer file
Input	Char(20)
Optional Parameter Group 2:	
8	Publish print share
Input	Char(1)
Default Public Authority: *USE	
Threadsafe: No	

The Add Print Server Share (QZLSADPS) API shares a system output queue with the network by using the iSeries Support for Windows Network Neighborhood server.

Authorities and Locks

To use this API, you must have *IOSYSCFG special authority or own the system output queue.

Required Parameter Group

Share name

INPUT; CHAR(12)

The name of the share to be added.

Qualified output queue name

INPUT; CHAR(20)

The output queue. The first 10 characters contain the name of the output queue. The second 10 characters contain the name of the library that contains the output queue.

Text description

INPUT; CHAR(50)

The text description for this share.

Spooled file type

INPUT; BINARY(4)

The type of spooled files that are created using this share. This is based on spooled file data expected to be sent by the client; no conversion will be done.

Note: In most cases, the automatic type sense value is selected. The other options are needed for downward compatibility. Values can be:

- | | |
|---|-----------------------------------|
| 1 | User ASCII (*USERASCII) |
| 2 | Advanced Function Printing (*AFP) |
| 3 | SNA character string (*SCS) |
| 4 | Automatic type sensing |

Print driver type

INPUT; CHAR(50)

The text string that identifies the print driver that is appropriate for this share. When personal computers connect to this shared printer, this identifies the print driver that they should use. This text should match the name of a print driver known to the personal computer operating system. For example, 'IBM AFP 3820' is an Advanced Function Print driver type.

Error code

I/O; CHAR(*)

The structure in which to return error information. For the format of the structure, see Error Code Parameter.

Optional Parameter Group 1

Qualified printer file

INPUT; CHAR(20)

A template containing attributes used to create spooled files. The first 10 characters contain the name of the printer file. The second 10 characters contain the name of the library that contains the printer file.

If the printer file parameter is left out, the API assumes that no printer file will be used to create spooled files.

This parameter must be specified when optional parameter 2 is specified. Blanks can be specified for the printer file to indicate no printer file will be used to create spooled files.

Optional Parameter Group 2

Publish print share

INPUT; CHAR(1)

Whether to publish this print share. Possible values are:

- | | |
|---|--------------------------------|
| 0 | Do not publish the print share |
| 1 | Publish the print share |

If the publish print share parameter is omitted, the API assumes a default value of 0.

Error Messages

Message ID	Error Message Text
CPF3C1E E	Required parameter &1 omitted.
CPF3CF1 E	Error code parameter not valid.
CPF3CF2 E	Error(s) occurred during running of &1 API.
CPFA0D4 E	File system error occurred.
CPFB682 E	API &1 failed with reason code &2.
CPFB683 E	Data conversion failed for API &1.
CPFB684 E	User does not have the correct authority for API &1.
CPFB68A E	Error occurred while working with shared resource &2.
CPFB68B E	Character is not valid for value &3.
CPIB685 E	Error occurred on iSeries Support for Windows Network Neighborhood (iSeries NetServer) request.

API introduced: V4R2

[Top](#) | [“Server Support APIs,” on page 1](#) | [APIs by category](#)

Change File Server Share (QZLSCHFS) API

Required Parameter Group:	
1	Share name
Input	Char(12)
2	Path name
Input	Char(*)
3	Length of path name
Input	Binary(4)
4	CCSID encoding of path name
Input	Binary(4)
5	Text description
Input	Char(50)
6	Permissions
Input	Binary(4)
7	Maximum users
Input	Binary(4)
8	Error code
I/O	Char(*)
Optional Parameter Group:	
9	CCSID used for text conversion
Input	Binary(4)
10	Enable text conversion
Input	Char(1)
11	File extension table
Input	Char(*)
12	Number of table entries
Input	Binary(4)
Default Public Authority: *USE	
Threadsafe: No	

The Change File Server Share (QZLSCHFS) API changes the information about a shared portion of the integrated file system.

Authorities and Locks

To use this API, you must have *IOSYSCFG special authority or own the integrated file system directory.

Required Parameter Group

Share name

INPUT; CHAR(12)

The name of the share to be changed.

Path name

INPUT; CHAR(*)

The path in the integrated file system to be shared with the network. A forward slash, '/', is required as the first character.

Length of path name

INPUT; BINARY(4)

The length, in bytes, of the path name. The maximum length is 1024 bytes.

CCSID encoding of path name

INPUT; BINARY(4)

The coded character set ID (CCSID) of the path name and the file extension table entries. 0 will result in the current job CCSID being used.

Text description

INPUT; CHAR(50)

The text description for this share.

Permissions

INPUT; BINARY(4)

The access available from the network for this share. Possible values follow.

- | | |
|---|------------|
| 1 | Read only |
| 2 | Read/Write |

Maximum users

INPUT; BINARY(4)

The maximum number of users who can concurrently access this share.

This value must be greater than or equal to zero, or -1 (X'FFFFFFFF'), which means there is no limit to the number of users who can concurrently use this share.

Error code

I/O; CHAR(*)

The structure in which to return error information. For the format of the structure, see Error Code Parameter.

Optional Parameter Group

CCSID used for text conversion

INPUT; BINARY(4)

The client CCSID that is used for text file data conversion. Text file data conversion is performed using this CCSID and the current CCSID of the system file.

A value of 0 indicates that the user would like to use the currently configured CCSID for the server. See the Get Related Default CCSID (CDRGRDC) API for additional information on related CCSIDs.

If the CCSID used for text conversion parameter is omitted, the API assumes that no change is requested and the current value remains unchanged.

Enable text conversion

INPUT; CHAR(1)

Whether the server enables text conversion for this share. Possible values are:

- 0 Text conversion not enabled
- 1 Text conversion enabled
- 2 Text conversion enabled and mixed data is allowed

If the enable text conversion parameter is omitted, the API assumes that no change is requested and the current value remains unchanged.

File extension table

INPUT; CHAR(*)

An array of table entries. There is no limit to the number of values specified. For the layout of a table entry, see "Format of File Extension Table Entry."

If the file extension table parameter is omitted, the API assumes that no change is requested and current values remain unchanged. If the file extension table parameter is specified, the number of table entries parameter must be specified also.

Number of table entries

INPUT; BINARY(4)

The number of table entries.

If the number of table entries parameter is left out, the API assumes that no change is requested and the current value remains unchanged. If the number of table entries parameter is specified, the file extension table parameter must be specified also.

Format of File Extension Table Entry

The following table shows the format of a file extension table entry. For detailed descriptions of the fields in the table, see "Field Descriptions."

Offset		Type	Field
Dec	Hex		
0	0	BINARY(4)	Length of file extension
4	4	CHAR(46)	File extension

Field Descriptions

File extension. A file extension string that is null-terminated. Possible values include:

- * The server will convert all files.
- . The server will convert all files without an extension.
- TXT, .TXT* The server will convert anything ending in .TXT (that is, a.TXT, a.b.c.TXT).
- ..TXT, ...TXT,*
.....TXT Extensions with more than one leading period will have no effect on the server. No translation will be done.
- T*T* The server will convert all files ending with an extension that substitutes any number of characters for the * wild card (that is, a.T123T, b.TXT, c.TEST).
- T?T* The server will convert all files ending with an extension that substitutes any one character for the ? wild card (that is, a.T1T, b.TXT).

Length of file extension. The size in bytes of the file extension. The length does not include the byte used for null-termination.

Error Messages

Message ID	Error Message Text
CPF3C1E E	Required parameter &1 omitted.
CPF3C36 E	Number of parameters, &1, entered for this API was not valid.
CPF3CF1 E	Error code parameter not valid.
CPF3CF2 E	Error(s) occurred during running of &1 API.
CPFA0D4 E	File system error occurred.
CPFB682 E	API &1 failed with reason code &2.
CPFB683 E	Data conversion failed for API &1.
CPFB684 E	User does not have the correct authority for API &1.
CPFB68A E	Error occurred while working with shared resource &2.
CPFB68B E	Character is not valid for value &3.
CPFB68D E	Length specified in parameter &2 for API &1 not valid.
CPFB693 E	Data conversion failed for &5 API.
CPIB685 E	Error occurred on iSeries Support for Windows Network Neighborhood (iSeries NetServer) request.

API introduced: V4R2

[Top](#) | [“Server Support APIs,” on page 1](#) | [APIs by category](#)

Change Print Server Share (QZLSCHPS) API

Required Parameter Group:	
1	Share name
Input	Char(12)
2	Qualified output queue name
Input	Char(20)
3	Text description
Input	Char(50)
4	Spooled file type
Input	Binary(4)
5	Print driver type
Input	Char(50)
6	Error code
I/O	Char(*)
Optional Parameter Group 1:	
7	Qualified printer file
Input	Char(20)
Optional Parameter Group 2:	
8	Publish print share
Input	Char(1)
Default Public Authority: *USE	
Threadsafe: No	

The Change Print Server Share (QZLSCHPS) API changes the information about a shared printer.

Authorities and Locks

To use this API, you must have *IOSYSCFG special authority or own the system output queue.

Required Parameter Group

Share name

INPUT; CHAR(12)

The name of the share to be changed.

Qualified output queue name

INPUT; CHAR(20)

The name of the qualified output queue. The first 10 characters identify the name of the output queue. The second 10 characters contain the name of the library that contains the output queue.

Text description

INPUT; CHAR(50)

The text description for this share.

Spooled file type

INPUT; BINARY(4)

The type of spooled files that are created by using this share. This is based on spooled file data expected to be sent by the client; no conversion will be done.

Note: In most cases, the automatic type sense value is selected. The other options are needed for downward compatibility. Values can be:

- | | |
|---|-----------------------------------|
| 1 | User ASCII (*USERASCII) |
| 2 | Advanced Function Printing (*AFP) |
| 3 | SNA character string (*SCS) |
| 4 | Automatic type sensing |

Print driver type

INPUT; CHAR(50)

The text string that identifies the print driver appropriate for this share. When personal computers connect to this shared printer, this identifies the print driver that they should use. This text should match the name of a print driver known to the personal computer operating system. For example, 'IBM AFP 3820' is an Advanced Function Print driver type.

Error code

I/O; CHAR(*)

The structure in which to return error information. For the format of the structure, see Error Code Parameter.

Optional Parameter Group 1

Qualified printer file

INPUT; CHAR(20)

A template containing attributes used to create spooled files. The first 10 characters contain the name of the printer file. The second 10 characters contain the name of the library that contains the printer file. If the printer file parameter is omitted, the API assumes that no change is requested and the current value remains unchanged.

This parameter must be specified when optional parameter 2 is specified.

Optional Parameter Group 2

Publish print share

INPUT; CHAR(1)

Whether to publish this print share. Possible values are:

- | | |
|---|--------------------------------|
| 0 | Do not publish the print share |
| 1 | Publish the print share |

If the publish print share parameter is omitted, the API assumes no change is requested and the current value remains unchanged.

Error Messages

Message ID	Error Message Text
CPF3C1E E	Required parameter &1 omitted.
CPF3CF1 E	Error code parameter not valid.
CPF3CF2 E	Error(s) occurred during running of &1 API.
CPFA0D4 E	File system error occurred.
CPFB682 E	API &1 failed with reason code &2.
CPFB683 E	Data conversion failed for API &1.
CPFB684 E	User does not have the correct authority for API &1.
CPFB68A E	Error occurred while working with shared resource &2.
CPFB68B E	Character is not valid for value &3.
CPFB693 E	Data conversion failed for &5 API.
CPIB685 E	Error occurred on iSeries Support for Windows Network Neighborhood (iSeries NetServer) request.

API introduced: V4R2

Top | "Server Support APIs," on page 1 | APIs by category

Change Server Guest (QZLSCHSG) API

Required Parameter Group:	
1	Guest user profile
Input	Char(10)
2	Error code
I/O	Char(*)
	Default Public Authority: *USE
Threadsafe: No	

The Change Server Guest (QZLSCHSG) API changes the user profile used by the iSeries Support for Windows Network Neighborhood server when an unknown user requests access to shared resources on the system. The changes made with this API do not take effect until the server is restarted.

A user profile with any special authority cannot be specified as the guest profile.

Authorities and Locks

To use this API, you must have both *IOSYSCFG and *SECADM special authorities.

Guest user profile
*USE

Required Parameter Group

Guest user profile

INPUT; CHAR(10)

The user profile for the iSeries Support for Windows Network Neighborhood server access by unknown users. If this field is blank, unknown users will not have access to resources on the system.

Error code

I/O; CHAR(*)

The structure in which to return error information. For the format of the structure, see Error Code Parameter.

Error Messages

Message ID	Error Message Text
CPF3CF1 E	Error code parameter not valid.
CPF3CF2 E	Error(s) occurred during running of &1 API.
CPFA0D4 E	File system error occurred.
CPFB682 E	API &1 failed with reason code &2.
CPFB683 E	Data conversion failed for API &1.
CPFB684 E	User does not have the correct authority for API &1.
CPFB686 E	Error configuring iSeries Support for Windows Network Neighborhood (iSeries NetServer).
CPFB687 E	Cannot find the guest user profile &3.
CPFB68C E	Requested guest user profile &2 has incorrect authority.
CPIB685 E	Error occurred on iSeries Support for Windows Network Neighborhood (iSeries NetServer) request.

API introduced: V4R2

[Top](#) | ["Server Support APIs," on page 1](#) | [APIs by category](#)

Change Server Information (QZLSCHSI) API

Required Parameter Group:

1	Request variable
Input	Char(*)
2	Length of request variable
Input	Binary(4)
3	Format
Input	Char(8)
4	Error Code
I/O	Char(*)
	Default Public Authority: *USE

Threadsafe: No

The Change Server Information (QZLSCHSI) API changes general configuration information for the iSeries Support for Windows Network Neighborhood server. Changes made with this API using format ZLSS0200 take effect immediately. All other changes made with this API using format ZLSS0100 do not take effect until the server is restarted.

Authorities and Locks

To use this API, you must have *IOSYSCFG special authority. To use format ZLSS0200 to enable an iSeries NetServer user, you must have *SECADM special authority and *OBJMGT and *USE authority to the system user profile.

Required Parameter Group

Request variable

INPUT; CHAR(*)

A variable that is used to pass values for the information to be changed.

For more information, see “Format of Information Changed.”

Length of request variable

INPUT; BINARY(4)

The length of the variable that is used to pass information to be changed. For Format ZLSS0100, if this length is less than the total length of the format, the fields not completely included by the length use their default values. For Format ZLSS0200, if this length does not include all of the user names to be enabled, only the user names completely included by the length are enabled.

Format

INPUT; CHAR(8)

The content and format of the information to be changed by the simplified server. The following format names must be used:

ZLSS0100 Server information
ZLSS0200 Enable user information

For more information, see “Format of Information Changed.”

Error code

I/O; CHAR(*)

The structure in which to return error information. For the format of the structure, see Error Code Parameter.

Format of Information Changed

The following table shows how the content of the request variable is organized. For descriptions of each field, see “Field Descriptions” on page 18.

Format ZLSS0100

Offset		Type	Field
Dec	Hex		
0	0	BINARY(4)	CCSID
4	4	BINARY(4)	Idle time-out
8	8	BINARY(4)	Opportunistic lock time-out
12	C	BINARY(4)	Browsing interval
16	10	CHAR(15)	WINS primary address
31	1F	CHAR(15)	WINS secondary address
46	2E	CHAR(224)	Scope ID
270	10E	CHAR(1)	WINS proxy
271	10F	CHAR(5)	Reserved
276	114	BINARY(4)	Server role
280	118	CHAR(1)	Authentication method

Format ZLSS0200

Offset		Type	Field
Dec	Hex		
0	0	BINARY(4)	Number of iSeries NetServer users to enable
This field repeats for each user.		CHAR(10)	iSeries NetServer user name

Field Descriptions

Authentication method. The authentication method used to authenticate users. Valid values are:



character 0 (X'F0') The server authenticates with encrypted passwords only.

character 1 (X'F1') The server authenticates with Kerberos v5 tokens only.

character 2 (X'F2') The server authenticates with Kerberos v5 tokens when possible, but it allows clients to use encrypted passwords when needed.

The default value for this field is character 0.

Note: Authentication method should only be set to character 1 in networks containing only Windows 2000 and newer iSeries NetServer clients that are configured to participate in a Kerberos realm. All other Windows clients will be unable to connect to iSeries NetServer when Kerberos only support is enabled.



Browsing interval. The amount of time, in seconds, between each server announcement that is used for browsing. The maximum allowable value is 720000 milliseconds (or twelve minutes). The minimum allowable value is zero, which means there will be no server announcements.

The default value for this field is 720000 milliseconds.

CCSID. The coded character set ID (CCSID) that is used for all clients connected to the server.

The default value for this field is the associated ASCII CCSID for the CCSID of the job used to start the server. See the Get Related Default CCSID (CDRGRDC) API for additional information on related CCSIDs.

Note: A value of 0 indicates that the user would like to use the associated ASCII CCSID for the CCSID of the job used to start the server. The field in the corresponding header file for this format may indicate code page, but the value to be entered as input must be a CCSID.

Idle time-out. The amount of time, in seconds, that a connection to the simplified server will remain active once activity has ceased on that connection. The idle time-out value must be greater than zero, or -1 (X'FFFFFFFF') for no autodisconnect.

The default value for this field is 6000 seconds.

iSeries NetServer user name. The iSeries NetServer user name to be enabled.

Number of iSeries NetServer users to enable. The number of iSeries user names in the list to be enabled.

Opportunistic lock time-out. The amount of time that an opportunistic lock is left enforced for a resource. The opportunistic lock value must be greater than zero.

The default value for this field is 600.

Note: Currently, this function is not supported.

Scope ID. A string that names the network scope to be used by the Windows Internet Name Service (WINS) server.

The default value is nothing.

Server role The logon server role for the system. Valid values are:

0	The system is not a server
1	The system is a server

The default value for this field is 0.

WINS primary address. The IP address of the primary Windows Internet Name Service (WINS) server.

If this field is empty, it indicates no WINS primary server. This is the default.

WINS proxy. Enable or disable the system to act as a WINS proxy. This enables non-WINS clients to obtain name resolution from WINS. WINS is a dynamic naming service that resolves NetBIOS computer names to IP addresses. Valid values are:

<i>character 0 (X'F0')</i>	Disable WINS proxy
<i>character 1 (X'F1')</i>	Enable WINS proxy

The default value for this field is character 0.

WINS secondary address. The IP address of the secondary Windows Internet Name Service (WINS) server.

If this field is empty, it indicates no WINS secondary server. This is the default.

Error Messages

Message ID	Error Message Text
CPF3C1E E	Required parameter &1 omitted.
CPF3CF1 E	Error code parameter not valid.
CPF3CF2 E	Error(s) occurred during running of &1 API.
CPFA0D4 E	File system error occurred.
CPFB682 E	API &1 failed with reason code &2.
CPFB683 E	Data conversion failed for API &1.
CPFB684 E	User does not have the correct authority for API &1.
CPFB686 E	Error configuring iSeries Support for Windows Network Neighborhood (iSeries NetServer).
CPFB690 E	Error changing iSeries Support for Windows Network Neighborhood (iSeries NetServer) information.
CPFB694 E	When enabling users, &1 users were not enabled.

Message ID	Error Message Text
CPIB685 E	Error occurred on iSeries Support for Windows Network Neighborhood (iSeries NetServer) request.

API introduced: V4R2

Top | "Server Support APIs," on page 1 | APIs by category

Change Server Name (QZLSCHSN) API

Required Parameter Group:	
1	Server name
Input	Char(15)
2	Domain name
Input	Char(15)
3	Text description
Input	Char(50)
4	Error code
I/O	Char(*)
Optional Parameter:	
5	Allow system name
Input	Char(1)
	Default Public Authority: *USE
Threadsafe: No	

The Change Server Name (QZLSCHSN) API changes the name by which the iSeries Support for Windows Network Neighborhood server is known on the network. The changes made with this API do not take effect until the server is restarted.

Authorities and Locks

To use this API, you must have *IOSYSCFG special authority.

Required Parameter Group

Server name

INPUT; CHAR(15)

The name by which the system is known in the Windows Network Neighborhood.

Domain name

INPUT; CHAR(15)

The domain name (or workgroup) in which the server appears.

Text description

INPUT; CHAR(50)

The description of the system that appears on the network.

Error code

I/O; CHAR(*)

The structure in which to return error information. For the format of the structure, see Error Code Parameter.

Optional Parameter

Allow system name

INPUT; CHAR(1)

Whether the server allows clients to connect using the system name found in the iSeries network attributes. Possible values are:

- 0 Do not allow access to the server using the TCP/IP system name.
- 1 Allow access to the server using the TCP/IP system name.

If the allow system name parameter is omitted, the API assumes that no change is requested and the current value remains unchanged.

Error Messages

Message ID	Error Message Text
CPF3C1E E	Required parameter &1 omitted.
CPF3C3A E	Value for parameter &2 for API &1 not valid.
CPF3CF1 E	Error code parameter not valid.
CPF3CF2 E	Error(s) occurred during running of &1 API.
CPFA0D4 E	File system error occurred.
CPFB682 E	API &1 failed with reason code &2.
CPFB683 E	Data conversion failed for API &1.
CPFB684 E	User does not have the correct authority for API &1.
CPFB686 E	Error configuring iSeries Support for Windows Network Neighborhood (iSeries NetServer).
CPFB68B E	Character is not valid for value &3.
CPIB685 E	Error occurred on iSeries Support for Windows Network Neighborhood (iSeries NetServer) request.

API introduced: V4R2

Top | "Server Support APIs," on page 1 | APIs by category

End Server (QZLSENDS) API

Required Parameter:	
1	Error code
I/O	Char(*)
Default Public Authority: *USE	
Threadsafe: No	

The End Server (QZLSENDS) API ends the jobs that support the iSeries Support for Windows Network Neighborhood server. This API does not end the QSERVER subsystem in which the jobs run.

Authorities and Locks

To use this API, you must have *IOSYSCFG special authority.

Required Parameter

Error code

I/O; CHAR(*)

The structure in which to return error information. For the format of the structure, see Error Code Parameter.

Error Messages

Message ID	Error Message Text
CPF3CF1 E	Error code parameter not valid.
CPF3CF2 E	Error(s) occurred during running of &1 API.
CPFB682 E	API &1 failed with reason code &2.
CPFB684 E	User does not have the correct authority for API &1.
CPFB689 E	Unable to end iSeries Support for Windows Network Neighborhood (iSeries NetServer).

API introduced: V4R2

[Top](#) | [“Server Support APIs,” on page 1](#) | [APIs by category](#)

End Server Session (QZLSENSS) API

Required Parameter Group:

1 Workstation name

Input Char(15)

2 Error code

I/O Char(*)

Optional Parameter:

3 Session identifier

Input Binary(8)

Default Public Authority: *USE

Threadsafe: No

The End Server Session (QZLSENSS) API ends a single session or all the sessions that were established from the specified workstation.

Authorities and Locks

To use this API, you must have *IOSYSCFG special authority.

Required Parameter Group

Workstation name

INPUT; CHAR(15)

The name of the workstation from which the session to the server was established. When specifying the session identifier parameter to end a single session, *SESSID must be specified for the workstation name.

Error code

I/O; CHAR(*)

The structure in which to return error information. For the format of the structure, see Error Code Parameter.

Optional Parameter

Session identifier

INPUT; BINARY(8)

Allows the caller to end a single session. This parameter must be 0 if any value other than *SESSID is specified for the workstation name. Allowable values are:

- 0 All sessions for the specified workstation name are ended.
- Session identifier* The identified session is ended.

If the session identifier parameter is not specified, the API assumes a value of 0.

Error Messages

Message ID	Error Message Text
CPF3C1E E	Required parameter &1 omitted.
CPF3CF1 E	Error code parameter not valid.
CPF3CF2 E	Error(s) occurred during running of &1 API.
CPFB682 E	API &1 failed with reason code &2.
CPFB683 E	Data conversion failed for API &1.
CPFB684 E	User does not have the correct authority for API &1.
CPFB68E E	Error ending iSeries Support for Windows Network Neighborhood (iSeries NetServer) session.

API introduced: V4R2

[Top](#) | [“Server Support APIs,” on page 1](#) | [APIs by category](#)

List Server Information (QZLSLSTI) API

Required Parameter Group:	
1	Qualified user space name
Input	Char(20)
2	Format
Input	Char(8)
3	Information qualifier
Input	Char(15)
4	Error code
I/O	Char(*)
Optional Parameter 1:	
5	Session user
Input	Char(10)
Optional Parameter 2:	
6	Session identifier
Input	Binary(8)
Default Public Authority: *USE	
Threadsafe: No	

The List Server Information (QZLSLSTI) API lists information about the server for shares, configuration, sessions, statistics, and connections. You may use the information qualifier function to list just the information in which you are interested.

Authorities and Locks

To use the *RESET qualifier for the ZLSL0400 format, you must have *IOSYSCFG special authority.

User Space Authority
*CHANGE

User Space Library Authority
*USE

User Space Lock
*EXCLRD

Required Parameter Group

Qualified user space name
INPUT; CHAR(20)

The user space that is to receive the server information. The first 10 characters contain the user space name, and the second 10 characters contain the name of the library where the user space is located.

Format

INPUT; CHAR(8)

The content and format of the information to be returned about the iSeries Support for Windows Network Neighborhood server. Possible format names follow:

ZLSL0100	Share information
ZLSL0101	Same as ZLSL0100, plus extension information
ZLSL0200	Configuration information
ZLSL0201	Same as ZLSL0200, plus allow system name
ZLSL0300	Session information
ZLSL0400	Statistical information
ZLSL0600	Session connection information
ZLSL0700	Share connection information
ZLSL0800	Share type information
ZLSL0900	Disabled user profiles

For more information, see "Format of Information List" on page 26.

Information qualifier

INPUT; CHAR(15)

A restriction on the information to be retrieved. This parameter allows the caller to request a subset of the entries that would normally be returned on a given format. Currently, this parameter applies only to the ZLSL0100 and ZLSL0101 (share information), ZLSL0300 (session information), ZLSL0400 (statistical information), ZLSL0600 (session connection information), ZLSL0700 (share connection information), and ZLSL0800 (share type information) formats.

For formats ZLSL0200 and ZLSL0201, this parameter is ignored.

For format ZLSL0300, a valid session name, *SESSID, or *ALL is allowed.

For format ZLSL0400, only the *ALL and *RESET qualifiers are valid.

For format ZLSL0600, a valid session name or *SESSID is required.

For format ZLSL0700, a valid share name is required.

For format ZLSL0800, only the *ALL qualifier is valid.

For format ZLSL0900 this parameter must be all blanks.

If this parameter is all blanks or is *ALL, no information qualification is performed. Allowable values include:

<i>Information name</i>	Information about the specified list entry only.
<i>Generic information name</i>	All information matching the generic string of the specified format.
<i>*ALL</i>	All information of the specified format.
<i>*RESET</i>	Statistical information is reset to zero. The information qualifier is valid for the ZLSL0400 format only. When the *RESET qualifier is specified, the values will be reset to zero before they are listed.
<i>*SESSID</i>	The information returned is for the session indicated by the session identifier parameter. When this value is specified for this parameter, *SESSID must be specified for the session user parameter.

Error code

I/O; CHAR(*)

The structure in which to return error information. For the format of the structure, see Error Code Parameter.

Optional Parameter 1

Session user

INPUT; CHAR(10)

Allows the caller to restrict the session information to be retrieved. This parameter is ignored if a generic information name, or *ALL, is specified on the information qualifier parameter. Currently, this parameter applies only to the ZLSL0300 (session information) and ZLSL0600 (session connection information) formats. Allowable values include:

*ALL	The information returned is for all users of a specific session.
*SESSID	The information returned is for the session indicated by the session identifier parameter. When this value is specified for this parameter, *SESSID must be specified for the information qualifier parameter.
<i>Session user name</i>	Information about the specified user only.

If the session user parameter is omitted, the API assumes a value of *ALL.

Optional Parameter 2

Session identifier

INPUT; BINARY(8)

Allows the caller to restrict the session information to be retrieved to a single session. This parameter must be 0 if any value other than *SESSID is specified on the information qualifier and session user parameters. Currently, this parameter applies only to the ZLSL0300 (session information) and ZLSL0600 (session connection information) formats. Allowable value are:

0	All information of the specified format
<i>Session identifier</i>	Information returned is for the specified session only

If the session identifier parameter is not specified, the API assumes a value of 0.

Format of Information List

The field list consists of:

- A user area
- A generic header section
- An input parameter section
- A data section
 - ZLSL0100
 - ZLSL0101
 - ZLSL0200
 - ZLSL0201
 - ZLSL0300
 - ZLSL0400
 - ZLSL0600
 - ZLSL0700
 - ZLSL0800
 - ZLSL0900

For information about the user area and generic header, see User Space Format for List APIs.

There are ten possible formats for the data section. The layout of the contents of the user space is determined by the format used. The following tables show how the contents of the input parameter section and the data format sections are organized. For descriptions of each field, see “Field Descriptions” on page 32.

When you retrieve list entry information from a user space, you must use the entry size returned in the generic header as a displacement to the next list entry for formats ZLSL0200, ZLSL0201, ZLSL0300, ZLSL0400, ZLSL0600, ZLSL0700, ZLSL0800, and ZLSL0900. For formats ZLSL0100 and ZLSL0101, use the length of this entry field at the start of each entry to calculate the displacement to the next list entry. The size of each entry may be padded at the end. If you do not use the entry size, the result may not be valid.

Input Parameter Section

Offset		Type	Field
Dec	Hex		
0	0	CHAR(10)	User space name specified
10	A	CHAR(10)	User space library name specified
20	14	CHAR(8)	Format specified
28	1C	CHAR(15)	Information qualifier specified

ZLSL0100 Format

Offset		Type	Field
Dec	Hex		
0	0	BINARY(4)	Length of this entry
4	4	CHAR(12)	Share name
16	10	BINARY(4)	Device type
20	14	BINARY(4)	Permissions
24	18	BINARY(4)	Maximum users
28	1C	BINARY(4)	Current users
32	20	BINARY(4)	Spooled file type
36	24	BINARY(4)	Offset to path name
40	28	BINARY(4)	Length of path name
44	2C	CHAR(20)	Qualified output queue
64	40	CHAR(50)	Print driver type
114	72	CHAR(50)	Text description
164	A4	CHAR(*)	Path name

ZLSL0101 Format

Offset		Type	Field
Dec	Hex		
0	0	BINARY(4)	Length of this entry

Offset		Type	Field
Dec	Hex		
4	4	CHAR(12)	Share name
16	10	BINARY(4)	Device type
20	14	BINARY(4)	Permissions
24	18	BINARY(4)	Maximum users
28	1C	BINARY(4)	Current users
32	20	BINARY(4)	Spooled file type
36	24	BINARY(4)	Offset to path name
40	28	BINARY(4)	Length of path name
44	2C	CHAR(20)	Qualified output queue
64	40	CHAR(50)	Print driver type
114	72	CHAR(50)	Text description
164	A4	CHAR(20)	Qualified printer file
184	B8	BINARY(4)	CCSID used for text conversion
188	BC	BINARY(4)	Offset to extension table
192	C0	BINARY(4)	Number of table entries
196	C4	CHAR(1)	Enable text conversion
197	C5	CHAR(1)	Publish print share
*	*	CHAR(*)	Path name
These fields repeat for each file extension table entry.		BINARY(4)	Length of file extension
		CHAR(46)	File extension

ZLSL0200 Format

Offset		Type	Field
Dec	Hex		
0	0	BINARY(4)	CCSID
4	4	BINARY(4)	Pending CCSID
8	8	BINARY(4)	Idle time-out
12	C	BINARY(4)	Pending idle time-out
16	10	BINARY(4)	Opportunistic lock time-out
20	14	BINARY(4)	Pending opportunistic lock time-out
24	18	BINARY(4)	Browsing interval
28	1C	BINARY(4)	Pending browsing interval
32	20	BINARY(4)	WINS enablement
36	24	BINARY(4)	Pending WINS enablement
40	28	BINARY(4)	Guest support
44	2C	BINARY(4)	Pending guest support
48	30	CHAR(10)	Guest user profile
58	3A	CHAR(10)	Pending guest user profile

Offset		Type	Field
Dec	Hex		
68	44	CHAR(15)	Server name
83	53	CHAR(15)	Pending server name
98	62	CHAR(15)	Domain name
113	71	CHAR(15)	Pending domain name
128	80	CHAR(50)	Text description
178	B2	CHAR(50)	Pending text description
228	E4	CHAR(15)	WINS primary address
243	F3	CHAR(15)	Pending WINS primary address
258	102	CHAR(15)	WINS secondary address
273	111	CHAR(15)	Pending WINS secondary address
288	120	CHAR(224)	Scope ID
512	200	CHAR(224)	Pending scope ID

ZLSL0201 Format

Offset		Type	Field
Dec	Hex		
0	0	BINARY(4)	CCSID
4	4	BINARY(4)	Pending CCSID
8	8	BINARY(4)	Idle time-out
12	C	BINARY(4)	Pending idle time-out
16	10	BINARY(4)	Opportunistic lock time-out
20	14	BINARY(4)	Pending opportunistic lock time-out
24	18	BINARY(4)	Browsing interval
28	1C	BINARY(4)	Pending browsing interval
32	20	BINARY(4)	WINS enablement
36	24	BINARY(4)	Pending WINS enablement
40	28	BINARY(4)	Guest support
44	2C	BINARY(4)	Pending guest support
48	30	CHAR(10)	Guest user profile
58	3A	CHAR(10)	Pending guest user profile
68	44	CHAR(15)	Server name
83	53	CHAR(15)	Pending server name
98	62	CHAR(15)	Domain name
113	71	CHAR(15)	Pending domain name
128	80	CHAR(50)	Text description
178	B2	CHAR(50)	Pending text description
228	E4	CHAR(15)	WINS primary address
243	F3	CHAR(15)	Pending WINS primary address

Offset		Type	Field
Dec	Hex		
258	102	CHAR(15)	WINS secondary address
273	111	CHAR(15)	Pending WINS secondary address
288	120	CHAR(224)	Scope ID
512	200	CHAR(224)	Pending scope ID
736	2E0	CHAR(1)	Allow system name
737	2E1	CHAR(1)	Pending allow system name
738	2E2	CHAR(1)	Authentication method
739	2E3	CHAR(1)	Pending authentication method
740	2E4	BINARY(4)	Server role
744	2E8	BINARY(4)	Pending server role

ZLSL0300 Format

Offset		Type	Field
Dec	Hex		
0	0	CHAR(15)	Workstation name
15	F	CHAR(10)	User profile name
25	19	CHAR(3)	Reserved
28	1C	BINARY(4)	Number of connections
32	20	BINARY(4)	Number of files open
36	24	BINARY(4)	Number of sessions
40	28	BINARY(4)	Session time
44	2C	BINARY(4)	Session idle time
48	30	CHAR(1)	Logon type
49	31	CHAR(1)	Encrypted password
50	32	CHAR(6)	Reserved
56	38	BINARY(8)	Session identifier

ZLSL0400 Format

Offset		Type	Field
Dec	Hex		
0	0	BINARY(4)	File opens
4	4	BINARY(4)	Print jobs queued
8	8	BINARY(4)	Session starts
12	C	BINARY(4)	Sessions disconnected automatically
16	10	BINARY(4)	Sessions disconnected
20	14	CHAR(8)	Reserved
28	1C	BINARY(4)	Password violations

Offset		Type	Field
Dec	Hex		
32	20	BINARY(4)	Guest support
36	24	BINARY(4)	Unknown users
40	28	BINARY(4)	Number of bytes sent (low)
44	2C	BINARY(4)	Number of bytes sent (high)
48	30	BINARY(4)	Number of bytes received (low)
52	34	BINARY(4)	Number of bytes received (high)
56	38	BINARY(4)	Average response time
60	3C	CHAR(13)	Date and time started
73	49	CHAR(13)	Date and time reset
86	56	CHAR(2)	Reserved

ZLSL0600 Format

Offset		Type	Field
Dec	Hex		
0	0	BINARY(4)	Connection ID
4	4	BINARY(4)	Connection type
8	8	BINARY(4)	Number of files open
12	C	BINARY(4)	Number of connection users
16	10	BINARY(4)	Connection time
20	14	CHAR(10)	User name
30	1E	CHAR(12)	Share name
42	2A	CHAR(6)	Reserved
48	30	BINARY(8)	Session identifier
56	38	CHAR(8)	Reserved

ZLSL0700 Format

Offset		Type	Field
Dec	Hex		
0	0	BINARY(4)	Connection ID
4	4	BINARY(4)	Connection type
8	8	BINARY(4)	Number of files open
12	C	BINARY(4)	Number of connection users
16	10	BINARY(4)	Connection time
20	14	CHAR(10)	User name
30	1E	CHAR(15)	Workstation name
45	2D	CHAR(3)	Reserved
48	30	BINARY(8)	Session identifier

Offset		Type	Field
Dec	Hex		
56	38	CHAR(8)	Reserved

ZLSL0800 Format

Offset		Type	Field
Dec	Hex		
0	0	CHAR(12)	Share name
12	C	BINARY(4)	Device type

ZLSL0900 Format

Offset		Type	Field
Dec	Hex		
This field repeats for each user.		CHAR(10)	iSeries Netserver user name

Field Descriptions

Allow system name. Whether the server allows clients to connect using the system name found in the iSeries network attributes. Possible values are:

- 0 Do not allow access to the server using the system name.
- 1 Allow access to the server using the system name.

Authentication method. The method used to authenticate users. Possible values are:



- character 0* The server authenticates with encrypted passwords only.
- character 1* The server authenticates with Kerberos v5 tokens only.
- character 2* The server authenticates with Kerberos v5 tokens when possible, but it allows clients to use encrypted passwords when needed.



Average response time. The average server response time in milliseconds.

Browsing interval. The amount of time, in milliseconds, between each browsing server announcement.

CCSID. The coded character set ID (CCSID) that is used by all clients connected to the server.

Note: The field in the corresponding header file for this format may indicate code page, but the value returned will be the CCSID.

CCSID used for text conversion. The CCSID that is used for text file data conversion.

Note: The field in the corresponding header file for this format may indicate code page, but the value returned will be the CCSID.

Connection ID. The number that identifies the connection.

Connection time. The number of seconds since the connection was established.

Connection type. The type of the connection made from the workstation to the shared resource. Possible values are:

0	Disk drive
1	Spooled output queue

Current users. The number of connections that are currently made to the resource. A value of -1 (X'FFFFFFFF') means that the server was unable to retrieve the actual value.

Date and time reset. The date and time when the server statistics were reset.

The 13 characters are:

1	Century, where 0 indicates years 19xx and 1 indicates years 20xx.
2-7	Date, in YYMMDD (year, month, and day) format.
8-13	Time of day, in HHMMSS (hours, minutes, and seconds) format.

Date and time started. The date and time when the server was started. The 13 characters are:

1	Century, where 0 indicates years 19xx and 1 indicates years 20xx.
2-7	Date, in YYMMDD (year, month, and day) format.
8-13	Time of day, in HHMMSS (hours, minutes, and seconds) format.

Device type. One of the following values:

0	Disk drive
1	Spooled output queue

Domain name. The name of the domain in which the iSeries Support for Windows Network Neighborhood server is a member.

Enable text conversion. Whether the server enables text conversion for this share. Possible values are:

0	Text conversion not enabled
1	Text conversion enabled
2	Text conversion enabled and mixed data is allowed

Encrypted password. Whether the the encrypted password was used to establish the session to the server. Possible values are:

0	An encrypted password was not used to establish the session
1	An encrypted password was used to establish the session

File extension. A file extension string that is null-terminated. Possible values include:

*	The server will convert all files.
.	The server will convert all files without an extension.
<i>.TXT, .TXT</i>	The server will convert all files ending with .TXT (that is, a.TXT, a.b.c.TXT).
<i>..TXT, ...TXT,TXT</i>	Extensions with more than one leading period will have no effect on the server. No translation will be done.
<i>T*T</i>	The server will convert all files ending with an extension that substitutes any number of characters for the * wild card (that is, a.T123T, b.TXT, c.TEST).
<i>T?T</i>	The server will convert all files ending with an extension that substitutes any one character for the ? wild card (that is, a.T1T, b.TXT).

File opens. The number of file opens for the whole server.

Format specified. The content and format of the information to be returned about the iSeries Support for Windows Network Neighborhood server. Possible format names follow:

- ZLSL0100
- ZLSL0101
- ZLSL0200
- ZLSL0201
- ZLSL0300
- ZLSL0400
- ZLSL0600
- ZLSL0700
- ZLSL0800
- ZLSL0900

Guest support. A guest user profile may be used in the event an unknown user attempts to access resources on the system. Possible values are as follows:

0	Use of guest user profile not supported
1	Use of guest user profile supported

Guest user profile. The user profile to be used in the event an unknown user attempts to access resources on the system.

Idle time-out. The amount of time, in seconds, a connection to the simplified server remains active once activity has ceased on that connection.

Information qualifier specified. A restriction on the information to be retrieved. If a qualifier is specified that is inconsistent with the format requested, an error message is returned. A null list is returned if no information meets the qualifications. If this parameter is all blanks, no information qualification is performed. Allowable values include:

<i>Information name</i>	Information about this specified format only
<i>Generic information name</i>	All information that matches the generic string of the specified format
<i>*ALL</i>	All information
<i>*RESET</i>	Statistical information is reset to zero. The information qualifier is valid for the ZLSL0400 format only.

iSeries NetServer user name. The name of an iSeries NetServer user.

Length of file extension. The size in bytes of the file extension. The length does not include the byte used for null-termination.

Length of path name. The length of the local path name of the shared resource in bytes.

Length of this entry. The total length of the list entry in bytes.

Logon type. The type of authentication used to connect to the server. Possible values for the flag follow:

0	Authentication using the defined guest user profile
1	Regular user authentication

Maximum users. The maximum number of concurrent connections that the shared resource can accommodate. This number is unlimited if the value is -1.

Number of bytes received (high). The number of server bytes received from the network (high-order bits of 8-byte combinations of both number of bytes received fields).

Number of bytes received (low). The number of server bytes received from the network (low-order bits of 8-byte combinations of both number of bytes received fields).

Number of bytes sent (high). The number of server bytes sent to the network (high-order bits of 8-byte combinations of both number of bytes sent fields).

Number of bytes sent (low). The number of server bytes sent to the network (low-order bits of 8-byte combinations of both number of bytes sent fields).

Number of connections. The number of connections made during the session.

Number of connection users. The number of users on the connection.

Number of files open. The number of files that are open currently.

Number of sessions. The number of sessions that are established between the server and the requester.

Number of table entries. The number of file extension entries in the file extension table.

Offset to extension table. The offset from the start of user space where the file extension table starts.

Offset to path name. The offset from the start of user space where the path name of the shared resource starts.

Opportunistic lock (oplock) time-out. The amount of time, in seconds, an opportunistic lock is left enforced for a resource. Currently, this function is not supported.

Password violations. The number of server password violations.

Path name. A path in the integrated file system. The path name is stored internally in unicode format; when listed, it is converted into the CCSID of the current job.

Pending allow system name. Whether the server allows clients to connect using the system name found in the network attributes the next time the server is started. Possible values are:

0	Do not allow access to the server using the system name
1	Allow access to the server using the system name.

Pending authentication method. The method that will be used to authenticate users the next time the server is started. Possible values are:



<i>character 0</i>	The server will authenticate with encrypted passwords only.
<i>character 1</i>	The server will authenticate with Kerberos v5 tokens only.
<i>character 2</i>	The server will authenticate with Kerberos v5 tokens when possible, but it will allow clients to use encrypted passwords when needed.



Pending browsing interval. The amount of time, in seconds, to be used the next time the server is started, between each browsing server announcement.

Pending CCSID. The CCSID that is used by all clients connected to the server the next time the server is started.

Note: The field in the corresponding header file for this format may indicate code page, but the value returned will be the CCSID.

Pending domain name. The name of the domain in which the server will be a member the next time the server is started.

Pending guest support. A guest user profile may be used the next time the server is started in the event an unknown user attempts to access resources on the system. Possible values are:

0	Use of guest user profile not supported
1	Use of guest user profile supported

Pending guest user profile. The user profile to be used the next the time the server is started in the event that an unknown user attempts to access resources on the system.

Pending idle time-out. The amount of time (in seconds) to be used the next time the server is started so that a connection to the server will remain active once activity has ceased on that connection.

Pending opportunistic lock time-out. The amount of time an opportunistic lock (oplock) is left enforced for a resource to be used the next time the server is started. Currently, this function is not supported.

Pending scope ID. A string that names the network scope to be used by the Windows Internet Name Service (WINS) server the next time the server is started.

Pending server name. The name the server will be known as on the system the next time the server is started.

Pending server role. The value that determines the logon server role for this system the next time the server is started. Possible values are:

0	System will not be a server.
1	System will be a server.

Pending text description. An optional comment about the shared resource to be used the next time the server is started.

Pending WINS enablement. Whether this system uses the services of a Windows Internet Name Service (WINS) server the next time the server is started. Possible values are:

0	Do not use WINS server
1	Use WINS server

Pending WINS primary address. The IP address of the primary Windows Internet Name Service (WINS) server to be used the next time the server is started.

Pending WINS secondary address. The IP address of the secondary Windows Internet Name Service (WINS) server to be used the next time the server is started.

Permissions. Permissions to be applied against the disk for sharing. Possible values are:

1	Read only
2	Read/write

Print driver type. The text string that identifies the print driver appropriate for this share. When personal computers connect to this shared printer, this identifies the print driver they should use. This text should match the name of a print driver known to the personal computer operating system.

Print jobs queued. The number of server print jobs spooled.

Publish print share. Whether the print share is to be published. Possible values are:

0	Print share is not published
1	Print share is published

Qualified output queue. The name and library of the output queue. The first 10 characters identify the name of the output queue. The second 10 characters contain the library that contains the output queue.

Qualified printer file. The name and library of the printer file. The first 10 characters identify the name of the printer file. The second 10 characters contain the library that contains the printer file.

Reserved. Field not used currently.

Scope ID. A string that names the network scope to be used by the Windows Internet Name Service (WINS) server.

Server name. The name by which the server is known on the system.

Server role. The value that determines the logon server role for this system. Possible values are:

0	System is not a server.
1	System is a server.

Sessions disconnected. The number of server sessions disconnected normally or ended in error.

Sessions disconnected automatically. The number of server sessions disconnected automatically.

Session identifier. Unique identifier for the server session.

Session idle time. The number of seconds a session has been idle.

Session starts. The number of server session starts.

Session time. The number of seconds since the session was established.

Share name. The network name of the resource.

Spooled file type. The type of spooled files that will be created using this share. Values can be:

- | | |
|---|-----------------------------------|
| 1 | User ASCII (*USERASCII) |
| 2 | Advanced Function Printing (*AFP) |
| 3 | Simplified Character Set (*SCS) |
| 4 | Automatic type sensing |

Text description. An optional comment about the shared resource or computer.

Unknown users. The number of unknown users that have requested sessions to the server.

User name. The name of the user that is associated with the connection.

User profile name. The name of the user that is associated with the resource.

User space library name specified. The user space library name that was passed to this API on the call in the qualified user space name parameter.

User space name specified. The user space name that was passed to this API on the call in the qualified user space name parameter.

WINS enablement. This system may use the services of a Windows Internet Name Service (WINS) server. Possible values are:

- | | |
|---|-------------------------|
| 0 | Do NOT use WINS server. |
| 1 | Use WINS server. |

WINS primary address. The IP address of the primary Windows Internet Name Service (WINS) server.

WINS secondary address. The IP address of the secondary Windows Internet Name Service (WINS) server.

Workstation name. The name of the workstation from which the session to the server was established.

Error Messages

Message ID	Error Message Text
CPF3C1E E	Required parameter &1 omitted.
CPF3CF1 E	Error code parameter not valid.
CPF3CF2 E	Error(s) occurred during running of &1 API.
CPFA0D4 E	File system error occurred.
CPFB682 E	API &1 failed with reason code &2.
CPFB683 E	Data conversion failed for API &1.
CPFB684 E	User does not have the correct authority for API &1.
CPFB686 E	Error configuring iSeries Support for Windows Network Neighborhood (iSeries NetServer).
CPFB68F E	Error listing iSeries Support for Windows Network Neighborhood (iSeries NetServer) information.
CPFB693 E	Data conversion failed for &5 API.

Message ID
CPIB685 E

Error Message Text
Error occurred on iSeries Support for Windows Network Neighborhood (iSeries NetServer) request.

API introduced: V4R2

Top | "Server Support APIs," on page 1 | APIs by category

Open List of Server Information (QZLSOLST) API

Required Parameter Group:	
1	Receiver variable
Output	Char(*)
2	Length of receiver variable
Input	Binary(4)
3	List information
Output	Char(64)
4	Format
Input	Char(8)
5	Information qualifier
Input	Char(15)
6	Error code
I/O	Char(*)
Optional Parameter 1:	
7	Session user
Input	Char(10)
Optional Parameter 2:	
8	Session identifier
Input	Binary(8)
Default Public Authority: *USE	
Threadsafe: No	

The Open List of Server Information (QZLSOLST) API opens a list of information about the server for share, configuration, session, statistics, or connection information. You may use the information qualifier function to open a list of just the information in which you are interested.

Authorities and Locks

To use the *RESET qualifier for the ZLSL0400 format, you must have *IOSYSCFG special authority.

Required Parameter Group

Receiver variable

OUTPUT; CHAR(*)

The variable used to return the server information. For details about the structure of the receiver variable, see “Format of Receiver Variable” on page 42.

Length of receiver variable

INPUT; BINARY(4)

The length of the receiver variable.

List information

OUTPUT; CHAR(64)

The information about the list of information that was opened. For a layout of this structure, see “Format of List Information” on page 41.

Format

INPUT; CHAR(8)

The content and format of the information to be returned about the iSeries Support for Windows Network Neighborhood server. Possible format names follow:

ZLSL0100	Share information
ZLSL0101	Same as ZLSL0100, plus extension information
ZLSL0200	Configuration information
ZLSL0201	Same as ZLSL0200, plus allow system name
ZLSL0300	Session information
ZLSL0400	Statistical information
ZLSL0600	Session connection information
ZLSL0700	Share connection information
ZLSL0800	Share type information
ZLSL0900	Disabled user profiles

For more information, see “Format of Receiver Variable” on page 42.

Information qualifier

INPUT; CHAR(15)

A restriction on the information to be retrieved. This parameter allows the caller to request a subset of the entries that would normally be returned on a given format. Currently, this parameter applies only to the ZLSL0100 and ZLSL0101 (share information), ZLSL0300 (session information), ZLSL0400 (statistical information), ZLSL0600 (session connection information), ZLSL0700 (share connection information), and ZLSL0800 (share type information) formats.

For formats ZLSL0200 and ZLSL0201, this parameter is ignored.

For format ZLSL0300, a valid session name, *SESSID, or *ALL is allowed.

For format ZLSL0400, only the *ALL and *RESET qualifiers are valid.

For format ZLSL0600, a valid session name or *SESSID is required.

For format ZLSL0700, a valid share name is required.

For format ZLSL0800, only the *ALL qualifier is valid.

For format ZLSL0900 this parameter must be all blanks.

If this parameter is all blanks or is *ALL, no information qualification is performed. Allowable values include:

<i>Information name</i>	Information about the specified list entry only.
<i>Generic information name</i>	All information matching the generic string of the specified format.
*ALL	All information of the specified format.

- *RESET* Statistical information is reset to zero. This parameter is valid for the ZLSL0400 format only. When the **RESET* qualifier is specified, the values will be reset to zero before they are listed.
- *SESSID* The information returned is for the session indicated by the session identifier parameter. When this value is specified for this parameter, **SESSID* must be specified for the session user parameter.

Error code

I/O; CHAR(*)

The structure in which to return error information. For the format of the structure, see Error Code Parameter.

Optional Parameter 1

Session user

INPUT; CHAR(10)

Allows the caller to restrict the session information to be retrieved. This parameter is ignored if a generic information name, or **ALL*, is specified on the information qualifier parameter. Currently, this parameter applies only to the ZLSL0300 (session information) and ZLSL0600 (session connection information) formats. Allowable values include:

- *ALL* The information returned is for all users of a specific session.
- *SESSID* The information returned is for the session indicated by the session identifier parameter. When this value is specified for this parameter, **SESSID* must be specified for the information qualifier parameter.
- Session user name* Information about the specified user only.

If the session user parameter is omitted, the API assumes a value of **ALL*.

Optional Parameter 2

Session identifier

INPUT; BINARY(8)

Allows the caller to restrict the session information to be retrieved to a single session. This parameter must be 0 if any value other than **SESSID* is specified on the information qualifier and session user parameters. Currently, this parameter applies only to the ZLSL0300 (session information) and ZLSL0600 (session connection information) formats. Allowable value are:

- 0* All information of the specified format.
- Session identifier* Information returned is for the specified session only.

If the session identifier parameter is not specified, the API assumes a value of 0.

Format of List Information

The following table shows the format of the list information parameter. For detailed descriptions of the fields in the table, see “Field Descriptions” on page 42.

Offset		Type	Field
Dec	Hex		
0	0	BINARY(4)	Total records
4	4	BINARY(4)	Records returned
8	8	BINARY(4)	Record length
12	C	BINARY(4)	Length of information returned
16	10	CHAR(1)	Information complete indicator

Offset		Type	Field
Dec	Hex		
17	11	CHAR(13)	Date and time created
30	1E	CHAR(34)	Reserved

Field Descriptions

Date and time created. The date and time when the list was created. The 13 characters are:

- 1 Century, where 0 indicates years 19xx and 1 indicates years 20xx.
- 2-7 Date, in YYMMDD (year, month, and day) format.
- 8-13 Time of day, in HHMMSS (hours, minutes, and seconds) format.

Information complete indicator. Whether all information requested has been supplied.

- C Complete and accurate information. All the buffers requested are read and returned.
- I Incomplete information. An interruption causes the list to contain incomplete information about a buffer or buffers.

Length of information returned. The size in bytes of the information returned in the receiver variable.

Record length. The length of each record of information returned. For variable length records, this value will be set to zero. For variable length records, you can obtain the length of individual records from the records themselves.

Records returned. The number of records returned in the receiver variable.

Reserved. Field not used currently. It should be initialized to hexadecimal zeroes (x'00's).

Total records. The total number of records available in the list.

Format of Receiver Variable

There are ten possible formats for the receiver variable:

- ZLSL0100
- ZLSL0101
- ZLSL0200
- ZLSL0201
- ZLSL0300
- ZLSL0400
- ZLSL0600
- ZLSL0700
- ZLSL0800
- ZLSL0900

The layout of the contents of the receiver variable is determined by the format used. The following tables show how the contents of the receiver variable is organized. For descriptions of each field, see "Field Descriptions" on page 48.

When you retrieve list entry information from the receiver variable, you must use the entry size returned in the list information as a displacement to the next list entry for formats ZLSL0200, ZLSL0201, ZLSL0300, ZLSL0400, ZLSL0600, ZLSL0700, ZLSL0800, and ZLSL0900. For formats ZLSL0100 and ZLSL0101, use the length of this entry field at the start of each entry to calculate the displacement to the next list entry. The size of each entry may be padded at the end. If you do not use the entry size, the result may not be valid.

ZLSL0100 Format

Offset		Type	Field
Dec	Hex		
0	0	BINARY(4)	Length of this entry
4	4	CHAR(12)	Share name
16	10	BINARY(4)	Device type
20	14	BINARY(4)	Permissions
24	18	BINARY(4)	Maximum users
28	1C	BINARY(4)	Current users
32	20	BINARY(4)	Spooled file type
36	24	BINARY(4)	Offset to path name (ZLSL0100 format)
40	28	BINARY(4)	Length of path name
44	2C	CHAR(20)	Qualified output queue
64	40	CHAR(50)	Print driver type
114	72	CHAR(50)	Text description
164	A4	CHAR(*)	Path name

ZLSL0101 Format

Offset		Type	Field
Dec	Hex		
0	0	BINARY(4)	Length of this entry
4	4	CHAR(12)	Share name
16	10	BINARY(4)	Device type
20	14	BINARY(4)	Permissions
24	18	BINARY(4)	Maximum users
28	1C	BINARY(4)	Current users
32	20	BINARY(4)	Spooled file type
36	24	BINARY(4)	Offset to path name (ZLSL0101 format)
40	28	BINARY(4)	Length of path name
44	2C	CHAR(20)	Qualified output queue
64	40	CHAR(50)	Print driver type
114	72	CHAR(50)	Text description
164	A4	CHAR(20)	Qualified printer file
184	B8	BINARY(4)	CCSID used for text conversion
188	BC	BINARY(4)	Offset to extension table

Offset		Type	Field
Dec	Hex		
192	C0	BINARY(4)	Number of table entries
196	C4	CHAR(1)	Enable text conversion
197	C5	CHAR(1)	Publish print share
*	*	CHAR(*)	Path name
These fields repeat for each file extension table entry.		BINARY(4)	Length of file extension
		CHAR(46)	File extension

ZLSL0200 Format

Offset		Type	Field
Dec	Hex		
0	0	BINARY(4)	CCSID
4	4	BINARY(4)	Pending CCSID
8	8	BINARY(4)	Idle time-out
12	C	BINARY(4)	Pending idle time-out
16	10	BINARY(4)	Opportunistic lock time-out
20	14	BINARY(4)	Pending opportunistic lock time-out
24	18	BINARY(4)	Browsing interval
28	1C	BINARY(4)	Pending browsing interval
32	20	BINARY(4)	WINS enablement
36	24	BINARY(4)	Pending WINS enablement
40	28	BINARY(4)	Guest support
44	2C	BINARY(4)	Pending guest support
48	30	CHAR(10)	Guest user profile
58	3A	CHAR(10)	Pending guest user profile
68	44	CHAR(15)	Server name
83	53	CHAR(15)	Pending server name
98	62	CHAR(15)	Domain name
113	71	CHAR(15)	Pending domain name
128	80	CHAR(50)	Text description
178	B2	CHAR(50)	Pending text description
228	E4	CHAR(15)	WINS primary address
243	F3	CHAR(15)	Pending WINS primary address
258	102	CHAR(15)	WINS secondary address
273	111	CHAR(15)	Pending WINS secondary address
288	120	CHAR(224)	Scope ID
512	200	CHAR(224)	Pending scope ID

ZLSL0201 Format

Offset		Type	Field
Dec	Hex		
0	0	BINARY(4)	CCSID
4	4	BINARY(4)	Pending CCSID
8	8	BINARY(4)	Idle time-out
12	C	BINARY(4)	Pending idle time-out
16	10	BINARY(4)	Opportunistic lock time-out
20	14	BINARY(4)	Pending opportunistic lock time-out
24	18	BINARY(4)	Browsing interval
28	1C	BINARY(4)	Pending browsing interval
32	20	BINARY(4)	WINS enablement
36	24	BINARY(4)	Pending WINS enablement
40	28	BINARY(4)	Guest support
44	2C	BINARY(4)	Pending guest support
48	30	CHAR(10)	Guest user profile
58	3A	CHAR(10)	Pending guest user profile
68	44	CHAR(15)	Server name
83	53	CHAR(15)	Pending server name
98	62	CHAR(15)	Domain name
113	71	CHAR(15)	Pending domain name
128	80	CHAR(50)	Text description
178	B2	CHAR(50)	Pending text description
228	E4	CHAR(15)	WINS primary address
243	F3	CHAR(15)	Pending WINS primary address
258	102	CHAR(15)	WINS secondary address
273	111	CHAR(15)	Pending WINS secondary address
288	120	CHAR(224)	Scope ID
512	200	CHAR(224)	Pending scope ID
736	2E0	CHAR(1)	Allow system name
737	2E1	CHAR(1)	Pending allow system name
738	2E2	CHAR(1)	Authentication method
739	2E3	CHAR(1)	Pending authentication method
740	2E4	BINARY(4)	Server role
744	2E8	BINARY(4)	Pending server role

ZLSL0300 Format

Offset		Type	Field
Dec	Hex		
0	0	CHAR(15)	Workstation name

Offset		Type	Field
Dec	Hex		
15	F	CHAR(10)	User profile name
25	19	CHAR(3)	Reserved
28	1C	BINARY(4)	Number of connections
32	20	BINARY(4)	Number of files open
36	24	BINARY(4)	Number of sessions
40	28	BINARY(4)	Session time
44	2C	BINARY(4)	Session idle time
48	30	CHAR(1)	Logon type
49	31	CHAR(1)	Encrypted password
50	32	CHAR(6)	Reserved
56	38	BINARY(8)	Session identifier

ZLSL0400 Format

Offset		Type	Field
Dec	Hex		
0	0	BINARY(4)	File opens
4	4	BINARY(4)	Print jobs queued
8	8	BINARY(4)	Session starts
12	C	BINARY(4)	Sessions disconnected automatically
16	10	BINARY(4)	Sessions disconnected
20	14	CHAR(8)	Reserved
28	1C	BINARY(4)	Password violations
32	20	BINARY(4)	Guest support
36	24	BINARY(4)	Unknown users
40	28	BINARY(4)	Number of bytes sent (low)
44	2C	BINARY(4)	Number of bytes sent (high)
48	30	BINARY(4)	Number of bytes received (low)
52	34	BINARY(4)	Number of bytes received (high)
56	38	BINARY(4)	Average response time
60	3C	CHAR(13)	Date and time started
73	49	CHAR(13)	Date and time reset
86	56	CHAR(2)	Reserved

ZLSL0600 Format

Offset		Type	Field
Dec	Hex		
0	0	BINARY(4)	Connection ID

Offset		Type	Field
Dec	Hex		
4	4	BINARY(4)	Connection type
8	8	BINARY(4)	Number of files open
12	C	BINARY(4)	Number of connection users
16	10	BINARY(4)	Connection time
20	14	CHAR(10)	User name
30	1E	CHAR(12)	Share name
42	2A	CHAR(6)	Reserved
48	30	BINARY(8)	Session identifier
56	38	CHAR(8)	Reserved

ZLSL0700 Format

Offset		Type	Field
Dec	Hex		
0	0	BINARY(4)	Connection ID
4	4	BINARY(4)	Connection type
8	8	BINARY(4)	Number of files open
12	C	BINARY(4)	Number of connection users
16	10	BINARY(4)	Connection time
20	14	CHAR(10)	User name
30	1E	CHAR(15)	Workstation name
45	2D	CHAR(3)	Reserved
48	30	BINARY(8)	Session identifier
56	38	CHAR(8)	Reserved

ZLSL0800 Format

Offset		Type	Field
Dec	Hex		
0	0	CHAR(12)	Share name
12	C	BINARY(4)	Device type

ZLSL0900 Format

Offset		Type	Field
Dec	Hex		
This field repeats for each user.		CHAR(10)	iSeries Netserver user name

Field Descriptions

Allow system name. Whether the server allows clients to connect using the system name found in the iSeries network attributes. Possible values are:

0	Do not allow access to the server using the system name.
1	Allow access to the server using the system name.

Authentication method. The method used to authenticate users. Possible values are:



<i>character 0</i>	The server authenticates with encrypted passwords only.
<i>character 1</i>	The server authenticates with Kerberos v5 tokens only.
<i>character 2</i>	The server authenticates with Kerberos v5 tokens when possible, but it allows clients to use encrypted passwords when needed.



Average response time. The average server response time in milliseconds.

Browsing interval. The amount of time, in milliseconds, between each browsing server announcement.

CCSID. The coded character set ID (CCSID) that is used by all clients connected to the server.

Note: The field in the corresponding header file for this format may indicate code page, but the value returned will be the CCSID.

CCSID used for text conversion. The CCSID that is used for text file data conversion.

Note: The field in the corresponding header file for this format may indicate code page, but the value returned will be the CCSID.

Connection ID. The number that identifies the connection.

Connection time. The number of seconds since the connection was established.

Connection type. The type of the connection made from the workstation to the shared resource. Possible values are:

0	Disk drive
1	Spooled output queue

Current users. The number of connections that are currently made to the resource. A value of -1 (X'FFFFFFFF') means that the server was unable to retrieve the actual value.

Date and time reset. The date and time when the server statistics were reset. The 13 characters are:

1	Century, where 0 indicates years 19xx and 1 indicates years 20xx.
2-7	Date, in YYMMDD (year, month, and day) format.
8-13	Time of day, in HHMMSS (hours, minutes, and seconds) format.

Date and time started. The date and time when the server was started. The 13 characters are:

1 Century, where 0 indicates years 19xx and 1 indicates years 20xx.
2-7 Date, in YYMMDD (year, month, and day) format.
8-13 Time of day, in HHMMSS (hours, minutes, and seconds) format.

Device type. One of the following values:

0 Disk drive
1 Spooled output queue

Domain name. The name of the domain in which the iSeries Support for Windows Network Neighborhood server is a member.

Enable text conversion. Whether the server enables text conversion for this share. Possible values are:

0 Text conversion not enabled
1 Text conversion enabled
2 Text conversion enabled and mixed data is allowed

Encrypted password. Whether the the encrypted password was used to establish the session to the server. Possible values are:

0 An encrypted password was not used to establish the session
1 An encrypted password was used to establish the session

File extension. A file extension string that is null-terminated. Possible values include:

* The server will convert all files.
. The server will convert all files without an extension.
.TXT, .TXT The server will convert all files ending with .TXT (that is, a.TXT, a.b.c.TXT).
..TXT, ...TXT, Extensions with more than one leading period will have no effect on the server. No translation
.....TXT will be done.
*T*T* The server will convert all files ending with an extension that substitutes any number of characters for the * wild card (that is, a.T123T, b.TXT, c.TEST).
T?T The server will convert all files ending with an extension that substitutes any one character for the ? wild card (that is, a.T1T, b.TXT).

File opens. The number of file opens for the whole server.

Guest support. A guest user profile may be used in the event an unknown user attempts to access resources on the system. Possible values are:

0 Use of guest user profile not supported
1 Use of guest user profile supported

Guest user profile. The user profile to be used in the event an unknown user attempts to access resources on the system.

Idle time-out. The amount of time, in seconds, a connection to the simplified server remains active once activity has ceased on that connection.

iSeries NetServer user name. The name of an iSeries NetServer user.

Length of file extension. The size in bytes of the file extension. The length does not include the byte used for null-termination.

Length of path name. The length of the local path name of the shared resource in bytes.

Length of this entry. The total length of the list entry in bytes.

Logon type. The type of authentication used to connect to the server. Possible values are:

0	Authentication using the defined guest user profile
1	Regular user authentication

Maximum users. The maximum number of concurrent connections that the shared resource can accommodate. This number is unlimited if the value is -1.

Number of bytes received (high). The number of server bytes received from the network (high-order bits of 8-byte combinations of both number of bytes received fields).

Number of bytes received (low). The number of server bytes received from the network (low-order bits of 8-byte combinations of both number of bytes received fields).

Number of bytes sent (high). The number of server bytes sent to the network (high-order bits of 8-byte combinations of both number of bytes sent fields).

Number of bytes sent (low). The number of server bytes sent to the network (low-order bits of 8-byte combinations of both number of bytes sent fields).

Number of connections. The number of connections made during the session.

Number of connection users. The number of users on the connection.

Number of files open. The number of files that are open currently.

Number of sessions. The number of sessions that are established between the server and the requester.

Number of table entries. The number of file extension entries in the file extension table.

Offset to extension table. The offset from the start of returned data where the file extension table starts.

Offset to path name (ZLSL0100 format). The offset from the start of the record to where the path name of the shared resource starts.

Offset to path name (ZLSL0101 format). The offset from the start of the returned data to where the path name of the shared resource starts.

Opportunistic lock (oplock) time-out. The amount of time, in seconds, an opportunistic lock is left enforced for a resource. Currently, this function is not supported.

Password violations. The number of server password violations.

Path name. A path in the integrated file system. The path name is stored internally in unicode format; when listed, it is converted into the CCSID of the current job.

Pending allow system name. Whether the server allows clients to connect using the system name found in the network attributes the next time the server is started. Possible values are:

- 0 Do not allow access to the server using the system name
- 1 Allow access to the server using the system name.

Pending authentication method. The method that will be used to authenticate users the next time the server is started. Possible values are:



- character 0* The server will authenticate with encrypted passwords only.
- character 1* The server will authenticate with Kerberos v5 tokens only.
- character 2* The server will authenticate with Kerberos v5 tokens when possible, but it will allow clients to use encrypted passwords when needed.



Pending browsing interval. The amount of time, in seconds, to be used the next time the server is started, between each browsing server announcement.

Pending CCSID. The CCSID that is used by all clients connected to the server the next time the server is started.

Note: The field in the corresponding header file for this format may indicate code page, but the value returned will be the CCSID.

Pending domain name. The name of the domain in which the server will be a member the next time the server is started.

Pending guest support. A guest user profile may be used the next time the server is started in the event an unknown user attempts to access resources on the system. Possible values are:

- 0 Use of guest user profile not supported.
- 1 Use of guest user profile supported.

Pending guest user profile. The user profile to be used the next the time the server is started in the event that an unknown user attempts to access resources on the system.

Pending idle time-out. The amount of time (in seconds) to be used the next time the server is started so that a connection to the server will remain active once activity has ceased on that connection.

Pending opportunistic lock time-out. The amount of time an opportunistic lock (oplock) is left enforced for a resource to be used the next time the server is started. Currently, this function is not supported.

Pending scope ID. A string that names the network scope to be used by the Windows Internet Name Service (WINS) server the next time the server is started.

Pending server name. The name the server will be known as on the system the next time the server is started.

Pending server role. The value that determines the logon server role for this system the next time the server is started. Possible values are:

- 0 System will not be a server.
- 1 System will be a server.

Pending text description. An optional comment about the shared resource to be used the next time the server is started.

Pending WINS enablement. Whether this system uses the services of a Windows Internet Name Service (WINS) server the next time the server is started. Possible values are:

0	Do not use WINS server
1	Use WINS server

Pending WINS primary address. The IP address of the primary Windows Internet Name Service (WINS) server to be used the next time the server is started.

Pending WINS secondary address. The IP address of the secondary Windows Internet Name Service (WINS) server to be used the next time the server is started.

Permissions. Permissions to be applied against the disk for sharing. Possible values are:

1	Read only
2	Read/write

Print driver type. The text string that identifies the print driver appropriate for this share. When personal computers connect to this shared printer, this identifies the print driver they should use. This text should match the name of a print driver known to the personal computer operating system.

Print jobs queued. The number of server print jobs spooled.

Publish print share. Whether the print share is to be published. Possible values are:

0	Print share is not published
1	Print share is published

Qualified output queue. The name and library of the output queue. The first 10 characters identify the name of the output queue. The second 10 characters contain the library that contains the output queue.

Qualified printer file. The name and library of the printer file. The first 10 characters identify the name of the printer file. The second 10 characters contain the library that contains the printer file.

Reserved. Field not used currently.

Scope ID. A string that names the network scope to be used by the Windows Internet Name Service (WINS) server.

Server name. The name by which the server is known on the system.

Server role. The value that determines the logon server role for this system. Possible values are:

0	System is not a server.
1	System is a server.

Sessions disconnected. The number of server sessions disconnected normally or ended in error.

Sessions disconnected automatically. The number of server sessions disconnected automatically.

Session identifier. Unique identifier for the server session.

Session idle time. The number of seconds a session has been idle.

Session starts. The number of server session starts.

Session time. The number of seconds that a session has been active.

Share name. The network name of the resource.

Spooled file type. The type of spooled files that will be created using this share. Values can be:

- | | |
|---|-----------------------------------|
| 1 | User ASCII (*USERASCII) |
| 2 | Advanced Function Printing (*AFP) |
| 3 | Simplified Character Set (*SCS) |
| 4 | Automatic type sensing |

Text description. An optional comment about the shared resource or computer.

Unknown users. The number of unknown users that have requested sessions to the server.

User name. The name of the user that is associated with the connection.

User profile name. The name of the user that is associated with the resource.

WINS enablement. This system may use the services of a Windows Internet Name Service (WINS) server. Possible values are:

- | | |
|---|-------------------------|
| 0 | Do NOT use WINS server. |
| 1 | Use WINS server. |

WINS primary address. The IP address of the primary Windows Internet Name Service (WINS) server.

WINS secondary address. The IP address of the secondary Windows Internet Name Service (WINS) server.

Workstation name. The name of the workstation from which the session to the server was established.

Error Messages

Message ID	Error Message Text
CPF3C1E E	Required parameter &1 omitted.
CPF3CF1 E	Error code parameter not valid.
CPFB688 E	Error opening iSeries Support for Windows Network Neighborhood (iSeries NetServer) information.

API introduced: V4R2

Top | "Server Support APIs," on page 1 | APIs by category

Remove Server Share (QZLSRMS) API

Required Parameter Group:

1	Share name
Input	Char(12)
2	Error code
I/O	Char(*)
	Default Public Authority: *USE
Threadsafe: No	

The Remove Server Share (QZLSRMS) API removes a share from the list of files or printers on the server. When this function removes a share, all connections to the shared resource are disconnected.

Authorities and Locks

To use this API, you must have *IOSYSCFG special authority, own the integrated file system directory, or own the system output queue that the share references.

Required Parameter Group

Share name

INPUT; CHAR(12)

The name of the share to be removed.

Error code

I/O; CHAR(*)

The structure in which to return error information. For the format of the structure, see Error Code Parameter.

Error Messages

Message ID	Error Message Text
CPF3C1E E	Required parameter &1 omitted.
CPF3CF1 E	Error code parameter not valid.
CPF3CF2 E	Error(s) occurred during running of &1 API.
CPFA0D4 E	File system error occurred.
CPFB682 E	API &1 failed with reason code &2.
CPFB683 E	Data conversion failed for API &1.
CPFB684 E	User does not have the correct authority for API &1.
CPFB68A E	Error occurred while working with shared resource &2.
CPFB68B E	Character is not valid for value &3.
CPFB693 E	Data conversion failed for &5 API.
CPIB685 E	Error occurred on iSeries Support for Windows Network Neighborhood (iSeries NetServer) request.

API introduced: V4R2

Top | "Server Support APIs," on page 1 | APIs by category

Start Server (QZLSSTRS) API

Required Parameter Group:

1 Reset qualifier

Input Char(1)

2 Error code

I/O Char(*)

Default Public Authority: *USE

Threadsafe: No

The Start Server (QZLSSTRS) API starts the jobs necessary for the iSeries Support for Windows Network Neighborhood server to run. If the jobs are already running, the API will fail.

This API does not start the QSERVER subsystem (in which the jobs run). If the QSERVER subsystem is not running, the API will fail.

Authorities and Locks

To use this API, you must have *IOSYSCFG special authority.

Required Parameter Group

Reset qualifier

INPUT; CHAR(1)

Whether the server is reset when started. Possible values are:

0	Server not reset
1	Server reset

Error code

I/O; CHAR(*)

The structure in which to return error information. For the format of the structure, see Error Code Parameter.

Error Messages

Message ID	Error Message Text
CPF3C1E E	Required parameter &1 omitted.
CPF3CF1 E	Error code parameter not valid.
CPF3CF2 E	Error(s) occurred during running of &1 API.
CPFB682 E	API &1 failed with reason code &2.
CPFB684 E	User does not have the correct authority for API &1.
CPFB685 E	iSeries Support for Windows Network Neighborhood (iSeries NetServer) was unable to start.

API introduced: V4R2

Top | "Server Support APIs," on page 1 | APIs by category

Integrated Operating Environments APIs

The Integrated Operating Environments APIs provide information about operating environments, such as Windows^(R), that are integrated with OS/400^(R). For example, attributes of integrated servers can be retrieved, as well as attributes of virtual disk drives and users that are associated with integrated servers.

The Integrated Operating Environments APIs are:

- “Open List Network Server Storage Spaces (QFPADOLD) API” on page 57 (QFPADOLD) retrieves a list of storage spaces (virtual disk drives) that can be linked to a server.
- “Open List Network Server Users (QFPADOLU) API” on page 65 (QFPADOLU) generates a list of Windows domains and servers, and the associated profiles enrolled to them in the network.
- “Open List Network Servers (QFPADOLS) API” on page 76 (QFPADOLS) retrieves a list of servers.
- “Process Network Server User (QFPADPNU) API” on page 82 (QFPADPNU) performs an error recovery operation on a selected user or group enrollment entry for a particular Windows domain or server.
- “Retrieve Network Server Information (QFPADRNI) API” on page 85 (QFPADRNI) retrieves information from a Windows server.
- “Retrieve Network Server User Attributes (QFPADRUA) API” on page 89 (QFPADRUA) retrieves the network server attributes for a user or a group.

[Top](#) | [“Server Support APIs,” on page 1](#) | [APIs by category](#)

Open List Network Server Storage Spaces (QFPADOLD) API

Required Parameter Group:	
1	Receiver variable
Output	Char(*)
2	Length of receiver variable
Input	Binary(4)
3	List information
Output	Char(80)
4	Number of records to return
Input	Binary(4)
5	Format name
Input	Char(8)
6	Storage space name qualifier
Input	Char(*)
7	Length of storage space name qualifier
Input	Binary(4)
8	Network server description name qualifier
Input	Char(*)
9	Length of network server description name qualifier
Input	Binary(4)
10	Error code
I/O	Char(*)
Default Public Authority: *USE	
Threadsafe: No	

The Open List Network Server Storage Spaces (QFPADOLD) API retrieves a list of storage spaces (virtual disk drives) that can be linked to a server. The functions provided by this API are similar to the Work with Network Server Storage Spaces (WRKNWSSTG) command.

Authorities and Locks

Network Server Storage Space Authority

*RX for IFS directory /QFPNWSSTG

*RX for IFS directory /QFPNWSSTG/name

*R for the files in IFS directory /QFPNWSSTG/name

Note: In the above file paths, 'name' is the name of the storage space.

Network Server Storage Space Lock

None

Required Parameter Group

Receiver variable

OUTPUT; CHAR(*)

The receiver variable that receives the information requested. You can specify the size of the area to be smaller than the format requested as long as you specify the length parameter correctly. As a result, the API returns only the data the area can hold.

Length of receiver variable

INPUT; BINARY(4)

The length of the receiver variable provided. The length of the receiver variable parameter may be specified up to the size of the receiver variable specified in the user program. If the length of the receiver variable parameter specified is larger than the allocated size of the receiver variable specified in the user program, the results are not predictable. The minimum length is 0 bytes.

List information

OUTPUT; CHAR(80)

Information about the list created by this program. For a description of the layout of this parameter, see "Format of List Information" on page 62.

Number of records to return

INPUT; BINARY(4)

The number of records in the list to put into the receiver variable. The value must be 0 or greater.

Format name

INPUT; CHAR(8)

The format of the information returned. You must use the following format name:

DOLD0100 The output storage space list structure. For more information, see "DOLD0100 Format" on page 59.

Storage space name qualifier

INPUT; CHAR(*)

A restriction on the information to be retrieved. This parameter allows the caller to request a subset of the records that normally would be returned on a given format. If this parameter is *ALL, no information qualification is performed. Allowable values are:

*ALL Information about all storage spaces.
Storage space name Information about the specified storage space name record only.
*Generic storage space name** Information about storage spaces matching the generic storage space name string.

Length of storage space name qualifier

INPUT; BINARY(4)

The length of the storage space name qualifier.

Network server description name qualifier

INPUT; CHAR(*)

A restriction on the information to be retrieved. This parameter allows the caller to request a subset of the records that normally would be returned on a given format. If this parameter is *ALL, no information qualification is performed. Allowable values are:

*ALL Information about storage spaces for all network server descriptions, including storage spaces that are not linked to a network server description.

Network server description name Information about storage spaces linked to the specified network server description name only.

Length of network server description name qualifier

INPUT; BINARY(4)

The length of the network server description name qualifier.

Error code

I/O; CHAR(*)

The structure in which to return error information. For the format of the structure, see Error Code Parameter. If this parameter is omitted, diagnostic and escape messages are issued to the application.

DOLD0100 Format

Format DOLD0100 returns storage space information.

Offset		Type	Field
Dec	Hex		
0	0	BINARY(4)	Displacement to next storage space record
4	4	BINARY(4)	Length of storage space record
8	8	CHAR(10)	Name
18	12	CHAR(50)	Description
68	44	BINARY(4)	Capacity
72	48	BINARY(4)	Percent used
76	4C	BINARY(4)	Disk pool
80	50	BINARY(4)	Storage space format
84	54	BINARY(4)	Storage space formatting status
88	58	BINARY(4)	Access to storage space
92	5C	BINARY(4)	Displacement to list of server entries
96	60	BINARY(4)	Length of server list entries
100	64	BINARY(4)	Number of server list entries
104	68	BINARY(4)	Clustering quorum resource disk
108	6C	CHAR(10)	Disk pool name
118	76	CHAR(2)	Reserved
120	78	BINARY(4)	Displacement to list of extent entries
124	7C	BINARY(4)	Length of extent list entries
128	80	BINARY(4)	Number of extent list entries
These fields repeat for each server entry		BINARY(4)	Dynamic link
		BINARY(4)	Link sequence position
		CHAR(8)	Network server description name
		BINARY(4)	Displacement to server name
		BINARY(4)	Length of server name
		CHAR(*)	Server name

Offset		Type	Field
Dec	Hex		
» These fields repeat for each extent entry		BINARY(4)	Extent capacity
		BINARY(4)	Extent free space
		CHAR(16)	Extent format
		CHAR(64)	Volume name «

Field Descriptions

Access to storage space. The type of access the server has to the storage space data. The possible values follow:

- 0 Exclusive update - update access; not shared
- 1 Shared read - read access; storage space shared with other servers
- 2 Shared update - update access; storage space shared with other servers

Capacity. The size of the storage space, in megabytes (MB).

Clustering quorum resource disk. Whether the storage space was created as a cluster quorum resource disk.

- 0 This storage space is not a cluster quorum resource disk.
- 1 This storage space is a cluster quorum resource disk.

Description. The text description of the storage space.

Disk pool. The disk pool that contains the storage space.

- 1 System disk pool
- 2-32 User disk pools
- 33-255 Independent user disk pools

Disk pool name. The device description name for the independent user disk pool that contains the storage space.

» **Displacement to list of extent entries.** The displacement in bytes from the beginning of the record to the list of disk drive extents found on the storage space. If there are no disk drive extents found on this storage space, this value is zero. «

Displacement to list of server entries. The displacement in bytes from the beginning of the record to the list of network server descriptions that are linked to the storage space. If there are no network server descriptions linked to the storage space, this value is zero.

Displacement to next storage space record. The displacement in bytes from the beginning of the record to the next storage space record. If this is the last record, this value is zero.

Displacement to server name. The displacement in bytes from the beginning of the server list entry to the server name.

Dynamic link. Whether the storage space was linked to the server dynamically. The possible values follow:

0	The storage space was not linked dynamically.
1	The storage space was linked dynamically.

» **Extent capacity.** The size of the disk drive extent in megabytes (MB). «

» **Extent format.** A blank padded Unicode (CCSID 13488) text string describing the file system type formatted on the volume residing on the disk drive extent. Expected value includes but is not limited to one of the following.

<i>FAT</i>	File Allocation Table (FAT) file system
<i>FAT32</i>	32-bit File Allocation Table (FAT-32) file system
<i>NTFS</i>	Windows NT file system (NTFS)
<i>*NONE</i>	The area of the disk is unallocated or unformatted.

«

» **Extent free space.** The size in megabytes (MB) on this disk extent that is not occupied by data. «

» **Length of extent list entries.** The length of each disk drive extent entry. «

Length of server list entries. The length of each server entry.

Length of server name. The length of the server name.

Length of storage space record. The length of the data for the current storage space.

Link sequence position. The relative order that storage spaces are linked to the network server description. Storage spaces appear to Windows in the order specified by the link sequence position value. There are several types of storage space links. The link types and the corresponding link sequence position ranges are as follows:

<i>Fixed</i>	Links of this type have the dynamic link value set to 0. The link sequence position values range from 1 to 16.
<i>Cluster quorum resource</i>	Links of this type have the clustering quorum resource disk value set to 1 and the access to storage space value set to 2. The link sequence position value is 1. Note: This link type only applies to Windows servers.
<i>Cluster shared</i>	Links of this type have the clustering quorum resource disk value set to 0 and the access to storage space value set to 2. The link sequence position values range from 1 to 15. Note: This link type only applies to Windows servers.
<i>Dynamic</i>	Links of this type have the dynamic link value set to 1 and the criteria for the above link types is not met. The link sequence position values range from 1 to 64.

The storage spaces appear to the server grouped by the above link types and in the link type order shown above. Within each link type group, the storage spaces appear to the server in the order of the link sequence position values.

Name. The name of the storage space.

Network server description name. The name of the network server description that is linked to the storage space.

» **Number of extent list entries.** The number of disk drive extent entries. The maximum number of extent entries per disk drive is 32. If more than 32 extent entries exist on the disk drive, the contents of the 32nd extent entry will be a sum of all remaining extent entries. «

Number of server list entries. The number of server entries.

Percent used. The percentage of the storage space capacity that is occupied by data.

Reserved. Reserved area for 4-byte boundary alignment.

Server name. The name of the server that is linked to the storage space.

Storage space format. The file system format that is used for the storage space. The possible values follow:

0	High performance file system (HPFS)
1	File Allocation Table (FAT) file system
2	NetWare file system
3	AIX file system
4	Windows NT file system (NTFS)
6	32-bit File Allocation Table (FAT-32) file system
7	Open source file system
254	Unknown (the storage space contains an unknown format type)
255	Pending (the storage space is in the process of being created)

Storage space formatting status. Whether the storage space is properly formatted for the specified file system format and ready to use. The possible values follow:

0	Unknown
1	Complete
2	Incomplete

» **Volume name.** A blank padded Unicode (CCSID 13488) text string describing the volume name residing on the disk drive extent.

If the disk contains more than 32 extents, the volume name on the 32nd extent entry will be *OVERFLOW. «

Format of List Information

The following table shows the format of the list information parameter. For detailed descriptions of the field in the table, see “Field Descriptions” on page 63.

Offset		Type	Field
Dec	Hex		
0	0	BINARY(4)	Total records
4	4	BINARY(4)	Records returned
8	8	CHAR(4)	Request handle
12	C	BINARY(4)	Record length
16	10	CHAR(1)	Information complete indicator
17	11	CHAR(13)	Date and time created

Offset		Type	Field
Dec	Hex		
30	1E	CHAR(1)	List status indicator
31	1F	CHAR(1)	Reserved
32	20	BINARY(4)	Length of information returned
36	24	BINARY(4)	First record in buffer
40	28	CHAR(40)	Reserved

Field Descriptions

Date and time created. The date and time the list was created. The 13 characters are:

1	Century, where 0 indicates years 19xx and 1 indicates years 20xx.
2-7	The date, in YYMMDD (year, month, day) format.
8-13	The time of day, in HHMMSS (hours, minutes, seconds) format.

First record in buffer. The number of the first record in the receiver variable.

Information complete indicator. Whether all information requested has been supplied.

I	(x'C9') Incomplete information. An interruption caused the list to contain incomplete information about a buffer or buffers.
P	(x'D7') Partial and accurate information. Partial information is returned when the maximum space was used and not all of the buffers requested were read.
C	(x'C3') Complete and accurate information. All the buffers requested were read and returned.

Length of information returned. The size, in bytes, of the information returned in the receiver variable.

List status indicator. The status of the list building. The indicators are:

0	The list building is pending.
1	The list is in the process of being built.
2	The list has been built completely.
3	An error occurred while building the list. The next call to QGYGTLE will cause the error to be signalled to the caller of QGYGTLE.

Record length. The length of each record of information returned. For variable length records, this value is set to 0. For variable length records, you can obtain the length of individual records from the records themselves.

Records returned. The number of records returned in the receiver variable. This is the smallest of the following values:

- The number of records that fit into the receiver variable.
- The number of records in the list.
- The number of records requested.

Request handle. The handle of the request that can be used for subsequent requests of information from the list. The handle is valid until the Close List (QGYCLST) API is called to close the list or until the job ends.

Note: This field should be treated as a hexadecimal field. It should not be converted from one CCSID to another (for example, EBCDIC to ASCII) because doing so could result in an unusable value.

Reserved. Reserved field. Must be set to hexadecimal or binary zero.

Total records. The total number of records available in the list.

Error Messages

Message ID	Error Message Text
CPF24B4 E	Severe error while addressing parameter list.
CPF2634 E	Not authorized to object &1.
CPF3C17 E	Error occurred with input data parameter.
CPF3C19 E	Error occurred with receiver variable specified.
CPF3C1D E	Length specified in parameter &1 not valid.
CPF3C1E E	Required parameter &1 omitted.
CPF3C1F E	Pointer is not on a 16 byte boundary.
CPF3C21 E	Format name &1 is not valid.
CPF3C24 E	Length of the receiver variable is not valid.
CPF3CF1 E	Error code parameter not valid.
CPF3CF2 E	Error(s) occurred during running of &1 API.
CPF3C36 E	Number of parameters, &1, entered for this API was not valid.
CPF9806 E	Cannot perform function for object &2 in library &3.
CPF9872 E	Program or service program &1 in library &2 ended. Reason code &3.

API introduced: V5R1

[Top](#) | [“Server Support APIs,” on page 1](#) | [APIs by category](#)

Open List Network Server Users (QFPADOLU) API

Required Parameter Group:	
1	Receiver variable
Output	Char(*)
2	Length of receiver variable
Input	Binary(4)
3	List information
Output	Char(80)
4	Number of records to return
Input	Binary(4)
5	Format name
Input	Char(8)
6	Profile type
Input	Char(10)
7	Profile name
Input	Char(10)
8	Windows domain name qualifier
Input	Char(*)
9	Length of Windows domain name qualifier
Input	Binary(4)
10	Windows server name qualifier
Input	Char(*)
11	Length of Windows server name qualifier
Input	Binary(4)
12	Error code
I/O	Char(*)
Default Public Authority: *USE	
Threadsafe: No	

The Open List Network Server Users (QFPADOLU) API generates a list of Windows domains and servers, and the associated profiles enrolled to them in the network. The list will be returned grouped by domain or server name, and within the domain or server, by profile name.

Authorities and Locks

User profile
*READ

Required Parameter Group

Receiver variable

OUTPUT; CHAR(*)

The receiver variable that receives the information requested. You can specify the size of the area to be smaller than the format requested as long as you specify the length parameter correctly. As a result, the API returns only the data the area can hold.

Length of receiver variable

INPUT; BINARY(4)

The length of the receiver variable provided. The length of the receiver variable parameter may be specified up to the size of the receiver variable specified in the user program. If the length of the receiver variable parameter specified is larger than the allocated size of the receiver variable specified in the user program, the results are not predictable. The minimum length is 0 bytes.

List information

OUTPUT; CHAR(80)

Information about the list created by this program. For a description of the layout of this parameter, see "Format of List Information" on page 74.

Number of records to return

INPUT; BINARY(4)

The number of records in the list to put into the receiver variable. The value must be 0 or greater.

Format name

INPUT; CHAR(8)

The format of the information returned. You must use the following format name:

"DOLU0100 Record Format" on page 69

Returns records for user and associated group records, or records for group and associated user records.

» *DOLU0150 (page "DOLU0150 Record Format" on page 70)*

Returns records for user and associated group records, or records for group and associated user records. The difference between this format and format DOLU0100 is that this format includes the Windows user name in user records.

» *DOLU0200 (page "DOLU0200 Record Format" on page 71)*

Note: The Windows user name could be different than the enrolled OS/400 user name if Enterprise Identity Mapping (EIM) is being used for the enrolled user. «
Returns a short version of records for user and associated group records, or records for group and associated user records.

Note: This format is faster than formats DOLU0100 and DOLU0150. «

Profile type

INPUT; CHAR(10)

Whether profile information returned is on a user profile or group profile basis. Values can be:

**USER* Retrieve information about profiles defined as users on the selected domains or servers. The group information for each group of which the user is a member is also returned.

**GROUP* Retrieve information about profiles defined as groups on the selected domains or servers. The users belonging to each group are also returned.

- » ***USERBASIC** Retrieve information about profiles defined as users on the selected domains or servers. All user records are returned, without the associated group records.

Note: This option is faster than the *USER option.
- *GRP BASIC** Retrieve information about profiles defined as groups on the selected domains or servers. All group records are returned, without the associated user records. «

Note: This option is faster than the *GROUP option.
- *ALL** Retrieve both group and user information for a single domain or server. All group records are returned first, without the associated user records. Then all user records are returned, without the associated group records.
- *NONE** Retrieve information for domains and servers, but not for users or groups. Records for domains are returned first, followed by records for servers. No user or group records are returned.

Profile name

INPUT; CHAR(10)

The names of the profiles to be included in the list. A specific profile can be specified, or the profile name can be specified with a generic name (such as 'USER*') to retrieve a list of all profiles starting with the specified letters. Allowable values are:

- *ALL** Information about all profiles
- Profile name* Information about the specified profile name record only.
- Generic profile name** Information about profiles matching the generic profile name string.

Usage note: Avoid the use of characters '5B'X, '7B'X, and '7C'X (CCSID 37 characters '\$', '#', and '@', respectively) in profile names.

Windows domain name qualifier

INPUT; CHAR(*)

The names of the Windows domains to be included in the list. A specific domain can be specified, or the domain name can be specified with a generic name (such as 'DMN*') to retrieve a list of all domains starting with the specified letters. Allowable values are:

- *ALL** All domains with which users are enrolled are to be included in the list.
- *NONE** No domains are to be included in the list.
- *NWSA** Only the system default domains shown on the Display Network Server Attributes (DSPNWSA) command are to be included in the list.
- Domain name* Information about the specified domain only.
- Generic domain name** Information about domains matching the generic domain name string.

Length of Windows domain name qualifier

INPUT; BINARY(4)

The length of the Windows domain name qualifier.

Windows server name qualifier

INPUT; CHAR(*)

The names of the Windows servers to be included in the list. A specific server can be specified, or the server name can be specified with a generic name (such as 'SRV*') to retrieve a list of all servers starting with the specified letters. Allowable values are:

- *ALL** All servers with which users are enrolled are to be included in the list.
- *NONE** No servers are to be included in the list.
- *NWSA** Only the system default servers shown on the Display Network Server Attributes (DSPNWSA) command are to be included in the list.

Server name Information about the specified server only.
*Generic server name** Information about servers matching the generic server name string.

Length of Windows server name qualifier

INPUT; BINARY(4)

The length of the Windows server name qualifier.

Error code

I/O; CHAR(*)

The structure in which to return error information. For the format of the structure, see Error Code Parameter. If this parameter is omitted, diagnostic and escape messages are issued to the application.

Format of Data Returned

The list data returned for the DOLU0100, >> DOLU0150 and DOLU0200 << formats contain three types of records:

Server records Contain information about a domain or server.
User records Contain information about a user profile.
Group records Contain information about a group profile.

If the profile type requested is *USER, then records are returned as follows:

- Server 1
 - User 1 for server 1
 - Group 1 for user 1
 - Group 2 for user 1
 - Group n for user 1
 - User 2 for server 1
 - Group 1 for user 2
 - Group 2 for user 2
 - Group n for user 2
 - User n for server 1
- Server 2

If the profile type requested is *GROUP, then records are returned as follows:

- Server 1
 - Group 1 for server 1
 - User 1 for group 1
 - User 2 for group 1
 - User n for group 1
 - Group 2 for server 1
 - User 1 for group 2
 - User 2 for group 2
 - User n for group 2
 - Group n for server 1
- Server 2

>> If the profile type requested is *USERBASIC, then records are returned as follows:

- Server 1
 - User 1 for server 1
 - User 2 for server 1
 - User n for server 1 <<

» If the profile type requested is *GRP BASIC, then records are returned as follows:

- Server 1
 - Group 1 for server 1
 - Group 2 for server 1
 - Group n for server 1 <<

If the profile type requested is *ALL, then records are returned as follows:

- Server 1
 - Group 1 for server 1
 - Group 2 for server 1
 - Group n for server 1
 - User 1 for server 1
 - User 2 for server 1
 - User n for server 1

If the profile type requested is *NONE, then records are returned as follows:

- Domain 1
- Domain 2
- Domain n
- Server 1
- Server 2
- Server n

» The following tables describe the order and format of the data for each record format in the list. For detailed descriptions of the fields in the tables, see “DOLU0100, DOLU0150 and DOLU0200 Record Field Descriptions” on page 71. <<

DOLU0100 Record Format

The following table defines the structure of each record returned for format DOLU0100.

Offset		Type	Field
Dec	Hex		
0	0	BINARY(4)	Displacement to next record
4	4	BINARY(4)	Length of record
8	8	BINARY(4)	Record type
12	C	BINARY(4)	Number records to next record same level
16	10	BINARY(4)	Number records next lower level
20	14	BINARY(4)	Displacement to name
24	18	BINARY(4)	Length of name
28	1C	BINARY(4)	Server type
32	20	BINARY(4)	Enrollment reason
36	24	BINARY(4)	Member enrollment

Offset		Type	Field
Dec	Hex		
40	28	BINARY(4)	Profile status
44	2C	CHAR(50)	Profile description
94	5E	CHAR(6)	Enrollment error code
100	64	CHAR(10)	Message file
110	6E	CHAR(10)	Primary message file library
120	78	CHAR(7)	Message ID
See note	See note	CHAR(*)	Name

Note: The displacement and length for the name are specified in the corresponding displacement and length variables.

DOLU0150 Record Format

The following table defines the structure of each record returned for format DOLU0150.

Offset		Type	Field
Dec	Hex		
0	0	BINARY(4)	Displacement to next record
4	4	BINARY(4)	Length of record
8	8	BINARY(4)	Record type
12	C	BINARY(4)	Number records to next record same level
16	10	BINARY(4)	Number records next lower level
20	14	BINARY(4)	Displacement to name
24	18	BINARY(4)	Length of name
28	1C	BINARY(4)	Server type
32	20	BINARY(4)	Enrollment reason
36	24	BINARY(4)	Member enrollment
40	28	BINARY(4)	Profile status
44	2C	CHAR(50)	Profile description
94	5E	CHAR(6)	Enrollment error code
100	64	CHAR(10)	Message file
110	6E	CHAR(10)	Primary message file library
120	78	CHAR(7)	Message ID
127	7F	CHAR(1)	Reserved
128	80	BINARY(4)	Displacement to Windows name
132	84	BINARY(4)	Length of Windows name
See note	See note	CHAR(*)	Name
See note	See note	CHAR(*)	Windows name

Note: The displacement and length for the name and Windows name are specified in the corresponding displacement and length variables.



DOLU0200 Record Format

The following table defines the structure of each record returned for format DOLU0200.

Offset		Type	Field
Dec	Hex		
0	0	BINARY(4)	Displacement to next record
4	4	BINARY(4)	Length of record
8	8	BINARY(4)	Record type
12	C	BINARY(4)	Number records to next record same level
16	10	BINARY(4)	Number records next lower level
20	14	BINARY(4)	Displacement to name
24	18	BINARY(4)	Length of name
28	1C	BINARY(4)	Server type
32	20	BINARY(4)	Enrollment reason
36	24	BINARY(4)	Member enrollment
40	28	BINARY(4)	Profile status
See note	See note	CHAR(*)	Name

Note: The displacement and length for the name are specified in the corresponding displacement and length variables.



DOLU0100, DOLU0150 and DOLU0200 Record Field Descriptions

Displacement to name. The displacement in bytes from the beginning of the record to the name.

Displacement to next record. The displacement in bytes from the beginning of the record to the next record. If this is the last record, this value will be zero.

» **Displacement to Windows name.** The displacement in bytes from the beginning of the record to the Windows name. This field is set to zero if the enrolled OS/400 user name and the Windows user name are the same. «

Enrollment error code. This value is only specified if the record is a **user** or **group** type record. Normally it is blank, but it will be set to the last enrollment error code that was received while attempting to create, delete, or update a user on a server. This should only be non-blank if the profile is in one of the recovery or delete statuses.

The enrollment error codes are:

239	User enrollment failed because the password can not be retrieved.
» 240	Password not available for user enrollment create.
241	Invalid Windows profile name. «
245	User enrollment failed because the password can not be retrieved.
247	Update of group failed because domain group type cannot be changed.
248	Unable to delete user from Windows domain or server.
249	Unable to delete group from Windows domain or server.

260	User not created because specified name is a reserved name in Windows.
261	Group not created because specified name is a reserved name in Windows.
262	User not deleted because specified name is a reserved name in Windows.
263	Group not deleted because specified name is a reserved name in Windows.
264	Enrollment request cannot complete because domain controller not found.
265	User not created because user template not found.
266	User not created because user name already exists.
267	Create or update of user failed for an unknown reason.
268	Create or update of group failed for an unknown reason.
269	User was created or updated successfully on Windows. The user, however, was not added to the AS400_Users group on Windows.
270	A request to delete the user from Windows failed because the user is a member of the AS400_Permanent_Users group on Windows.
271	A request to delete the group from Windows failed because the group is not empty on Windows.
272	Add user to an enrolled group failed on Windows.
273	Create failed because user or group already exists on Windows.
274	Add user to a group listed in the user template failed on Windows.
275	User successfully enrolled, but not marked as enrolled on Windows.
276	Group successfully enrolled, but not marked as enrolled on Windows.
277	User unenrolled, but still marked as an enrolled user on Windows.
278	Group unenrolled, but still marked as an enrolled group on Windows.
279	Create or update of user failed on Windows; password not valid.
280	Create or update user failed. A network server description (NWSD) associated with the Windows domain or server must be varied on.
281	Enrollment request to local server not valid on domain controller.
282	Service not authorized to manage domain groups and users on the domain.
296	Unable to create home directory for user.
» 452	More than one EIM identifier defined for OS/400 user.
454	More than one EIM Windows user profile source association defined.
459	EIM processing error for user. «

Enrollment reason. This value is specified only if the record is a **user** type record. It indicates why a profile has been selected for enrollment:

- 1 The user is a member of a group that has enrolled members.
- 2 The user is specifically enrolled to a domain or server.

Length of name. The length of the name.

Length of record. The length of the data for the current record.

» **Length of Windows name.** The length of the Windows name. This field is set to zero if the enrolled OS/400 user name and the Windows user name are the same. «

Member enrollment. This value is specified only if the record is a group type record. It indicates whether group members are enrolled.

0	Group members are not enrolled.
1	Group members are enrolled.

Message file. This value is specified only if the record is a **user** or **group** type record. The message file that contains the message ID for a message that describes the enrollment error code for a failed enrollment operation.

Message ID. This value is specified only if the record is a **user** or **group** type record. The message that describes the enrollment error code for a failed enrollment operation.

Name. The name of a Windows domain or server, or an enrolled OS/400 user or group, depending on the record type.

Usage note: Avoid the use of characters '5B'X, '7B'X, and '7C'X (CCSID 37 characters '\$', '#', and '@', respectively) in user and group profile names.

Number records next lower level. The number of sub-records that exist for a record. For example, if the current record is a group record, followed by three user records for that group, then the number of records next lower level would be three.

Number records to next record same level. The number of records to traverse to locate the next record of the same type (server, user, or group). If there are no more records of the same type, this value is zero.

For example, if the current record is a group record, followed by three user records for the group, followed by another group record, then the number of records to next record same level would be four.

Primary message file library. The library that contains the message file. This value is specified only if the record is a user or group type record.

Note: If the message text is retrieved, use *LIBL (library list) as the message file library so that the correct national language version of the message text is retrieved. If the message file returned by this API is not in any of libraries in the library list, then message retrieval operation will fail with message CPF2407 "Message file x in *LIBL not found." If this occurs, then attempt the retrieval operation again, using the primary message file library that is returned by this API.

Profile description. The description for this profile. This value is specified only if the record is a **user** or **group** type record.

Profile status. The current status of a user or group on a server. This value is specified only if the record is a user or group type record. The following values represent the various status values:

1	Profile is enrolled on the server (up-to-date).
2	Enrollment pending on the server.
3	Enrollment retry pending on the server.
4	Enrollment failed.

- 5 Unenrollment pending on the server.
- 6 Unenrollment retry pending on the server.
- 7 Unenrollment failed.
- 8 Only group members enrolled. The users in the group are enrolled to the servers, but the group itself is not enrolled to the servers. This status is valid only for a group.
- » 9 Profile is enrolled on the server using the OS/400 profile name. An error occurred when looking up the Windows user name using Enterprise Identity Mapping (EIM). «

Record type. The record type for a record. The values that represent the various types follow:

- 1 A server type record.
- 2 A user type record.
- 3 A group type record.

Note: The first record in the list is always a server type record.

» **Reserved.** Reserved area for 4-byte boundary alignment. «

Server type. The type of server represented by the record. This value is specified only if the record is a server type record.

- 1 A Windows domain.
- 2 A Windows server.

» **Windows name.** The name of the user on Windows. This field is not returned if the enrolled OS/400 user name and the Windows user name are the same.

Note: The Windows user name could be different than the enrolled OS/400 user name if Enterprise Identity Mapping (EIM) is used for the enrolled user. «

Format of List Information

The following table shows the format of the list information parameter. For detailed descriptions of the field in the table, see “Field Descriptions” on page 75.

Offset		Type	Field
Dec	Hex		
0	0	BINARY(4)	Total records
4	4	BINARY(4)	Records returned
8	8	CHAR(4)	Request handle
12	C	BINARY(4)	Record length
16	10	CHAR(1)	Information complete indicator
17	11	CHAR(13)	Date and time created
30	1E	CHAR(1)	List status indicator
31	1F	CHAR(1)	Reserved
32	20	BINARY(4)	Length of information returned
36	24	BINARY(4)	First record in buffer
40	28	CHAR(40)	Reserved

Field Descriptions

Date and time created. The date and time the list was created. The 13 characters are:

11	Century, where 0 indicates years 19xx and 1 indicates years 20xx.
2-7	The date, in YYMMDD (year, month, day) format.
8-13	The time of day, in HHMMSS (hours, minutes, seconds) format.

First record in buffer. The number of the first record in the receiver variable.

Information complete indicator. Whether all information requested has been supplied.

<i>I</i>	Incomplete information. An interruption caused the list to contain incomplete information about a buffer or buffers.
<i>P</i>	Partial and accurate information. Partial information is returned when the maximum space was used and not all of the buffers requested were read.
<i>C</i>	Complete and accurate information. All the buffers requested were read and returned.

Length of information returned. The size, in bytes, of the information returned in the receiver variable.

List status indicator. The status of the list building. The indicators are:

0	The list building is pending.
1	The list is in the process of being built.
2	The list has been built completely.
3	An error occurred while building the list. The next call to QGYGTLE will cause the error to be signalled to the caller of QGYGTLE.

Record length. The length of each record of information returned. For variable length records, this value is set to 0. For variable length records, you can obtain the length of individual records from the records themselves.

Records returned. The number of records returned in the receiver variable. This is the smallest of the following values:

- The number of records that fit into the receiver variable.
- The number of records in the list.
- The number of records requested.

Request handle. The handle of the request that can be used for subsequent requests of information from the list. The handle is valid until the Close List (QGYCLST) API is called to close the list or until the job ends.

Note: This field should be treated as a hexadecimal field. It should not be converted from one CCSID to another (for example, EBCDIC to ASCII) because doing so could result in an unusable value.

Reserved. Reserved field. Must be set to hexadecimal or binary zero.

Total records. The total number of records available in the list.

Error Messages

Message ID	Error Message Text
CPFA314 E	Memory allocation error.
CPF24B4 E	Severe error while addressing parameter list.
CPF2634 E	Not authorized to object &1.
CPF3C19 E	Error occurred with receiver variable specified.
CPF3C1D E	Length specified in parameter &1 not valid.
CPF3C21 E	Format name &1 is not valid.
CPF3C36 E	Number of parameters, &1, entered for this API was not valid.
CPF3C3C E	Value for parameter &1 not valid.
CPF3CF1 E	Error code parameter not valid.
CPF3CF2 E	Error(s) occurred during running of &1 API.
CPF9872 E	Program or service program &1 in library &2 ended. Reason code &3.
CPF9999 E	Function check. &1 unmonitored by &2 at statement &5, instruction &3.

API introduced: V5R1

[Top](#) | [“Server Support APIs,” on page 1](#) | [APIs by category](#)

Open List Network Servers (QFPADOLS) API

Required Parameter Group:	
1	Receiver variable
Output	Char(*)
2	Length of receiver variable
Input	Binary(4)
3	List information
Output	Char(80)
4	Number of records to return
Input	Binary(4)
5	Format name
Input	Char(8)
6	Server name qualifier
Input	Char(*)
7	Length of server name qualifier
Input	Binary(4)
8	Error Code
I/O	Char(*)
Default Public Authority: *USE	
Threadsafe: No	

The Open List Network Servers (QFPADOLS) API retrieves a list of servers. The functions provided by this API are similar to the Work with Network Server Status (WRKNWSSTS) command.

Authorities and Locks

Network Server Description Authority
*USE

Network Server Description Lock
*EXCLRD

Required Parameter Group

Receiver variable

OUTPUT; CHAR(*)

The receiver variable that receives the information requested. You can specify the size of the area to be smaller than the format requested as long as you specify the length parameter correctly. As a result, the API returns only the data the area can hold.

Length of receiver variable

INPUT; BINARY(4)

The length of the receiver variable provided. The length of the receiver variable parameter may be specified up to the size of the receiver variable specified in the user program. If the length of the receiver variable parameter specified is larger than the allocated size of the receiver variable specified in the user program, the results are not predictable. The minimum length is 0 bytes.

List information

OUTPUT; CHAR(80)

Information about the list created by this program. For a description of the layout of this parameter, see "Format of List Information" on page 80.

Number of records to return

INPUT; BINARY(4)

The number of records in the list to put into the receiver variable. The value must be 0 or greater.

Format name

INPUT; CHAR(8)

The format of the information returned. You must use the following format name:

DOLS0100

The output server list structure for Windows servers. For more information, see "DOLS0100 Format" on page 78.

Server name qualifier

INPUT; CHAR(*)

A restriction on the information to be retrieved. This parameter allows the caller to request a subset of the entries that normally would be returned on a given format. If this parameter is *ALL, no information qualification is performed. Allowable values are:

*ALL	Information about all servers.
<i>Server name</i>	Information about the specified server name entry only.
<i>Generic server name*</i>	Information about servers matching the generic server name string.

Length of server name qualifier

INPUT; BINARY(4)

The length of the server name qualifier.

Error code

I/O; CHAR(*)

The structure in which to return error information. For the format of the structure, see Error Code Parameter. If this parameter is omitted, diagnostic and escape messages are issued to the application.

DOLS0100 Format

Format DOLS0100 returns Windows server information.

Offset		Type	Field
Dec	Hex		
0	0	BINARY(4)	Displacement to next server entry
4	4	BINARY(4)	Length of server entry
8	8	CHAR(8)	Network server description (NWSD) name
16	10	CHAR(1)	Server status
17	11	CHAR(3)	Reserved
20	14	BINARY(4)	Displacement to server name
24	18	BINARY(4)	Length of server name
28	1C	BINARY(4)	Displacement to domain name
32	20	BINARY(4)	Length of domain name
36	24	BINARY(4)	Displacement to server description
40	28	BINARY(4)	Length of server description
44	2C	BINARY(4)	Displacement to DNS domain name
48	30	BINARY(4)	Length of DNS domain name
52	34	CHAR(10)	Hardware resource name
62	3E	CHAR(4)	Hardware resource type
66	42	CHAR(3)	Hardware resource model
69	45	CHAR(6)	iSeries Integration version
75	4B	CHAR(7)	iSeries Integration service pack
82	52	CHAR(2)	Reserved
84	54	BINARY(4)	Displacement to list of iSeries Integration hot fix entries
88	58	BINARY(4)	Length of an iSeries Integration hot fix entry
92	5C	BINARY(4)	Number of iSeries Integration hot fix entries
96	60	CHAR(10)	Windows version
106	6A	CHAR(10)	Windows build number
116	74	CHAR(128)	Windows service pack level
See note	See note	CHAR(*)	Server name
See note	See note	CHAR(*)	Domain name
See note	See note	CHAR(*)	Server description
See note	See note	CHAR(*)	DNS domain name
These fields repeat for each iSeries Integration hot fix.		CHAR(7)	iSeries Integration hot fix
		CHAR(1)	Reserved

Note: The displacement to the server name, domain name, server description, DNS domain name, and hot fix are specified in the respective displacement variables.

Field Descriptions

Displacement to DNS domain name. The displacement in bytes from the beginning of the record to the domain name of the Domain Name System (DNS).

Displacement to domain name. The displacement in bytes from the beginning of the record to the domain name.

Displacement to list of iSeries Integration hot fix entries. The displacement to the first entry in the iSeries Integration hot fix list.

Displacement to next server entry. The displacement in bytes from the beginning of the record to the next server entry. If this is the last entry, this value will be zero.

Displacement to server description. The displacement in bytes from the beginning of the record to the server description.

Displacement to server name. The displacement in bytes from the beginning of the record to the server name.

DNS domain name. The domain name system (DNS) domain name of this server.

Domain name. The domain name of this server.

Hardware resource model. The hardware resource model of the input/output processor (IOP) or input/output adapter (IOA) for the server.

Hardware resource name. The hardware resource name of the input/output processor (IOP) or input/output adapter (IOA) for the server.

Hardware resource type. The hardware resource type of the input/output processor (IOP) or input/output adapter (IOA) for the server.

iSeries Integration hot fix. The identifier for an iSeries Integration for Windows Server hot fix that is installed on the server.

iSeries Integration service pack. The identifier for an iSeries Integration for Windows Server service pack that is installed on the server.

iSeries Integration version. The version number of the iSeries Integration for Windows Server product that is installed on the server. The value has the format VxRyMz, where x is the version, y is the release, and z is the modification.

Length of an iSeries Integration hot fix entry. The length of one iSeries Integration hot fix entry.

Length of DNS domain name. The length of this DNS domain name.

Length of domain name. The length of this domain name.

Length of server description. The length of this server description.

Length of server entry. The length of this server entry.

Length of server name. The length of this server name.

Network server description (NWSD) name. The name of the network server description.

Number of iSeries Integration hot fix entries. The number of times the iSeries Integration hot fix entries are repeated.

Reserved. Reserved space.

Server description. The server description.

Server name. The name of this server.

Server status. The status of the server. The possible values follow:

0	Active
1	Inactive
2	Restricted
3	Pending
4	Unknown
5	Ending
6	Failed
7	Partially shut down

» **Windows build number.** The current build number of the Windows operating system on the server.

Windows service pack level. The current service pack level of the Windows operating system on the server.

Windows version. The current version of the Windows operating system on the server. «

Format of List Information

The following table shows the format of the list information parameter. For detailed descriptions of the field in the table, see “Field Descriptions.”

Offset		Type	Field
Dec	Hex		
0	0	BINARY(4)	Total records
4	4	BINARY(4)	Records returned
8	8	CHAR(4)	Request handle
12	C	BINARY(4)	Record length
16	10	CHAR(1)	Information complete indicator
17	11	CHAR(13)	Date and time created
30	1E	CHAR(1)	List status indicator
31	1F	CHAR(1)	Reserved
32	20	BINARY(4)	Length of information returned
36	24	BINARY(4)	First record in buffer
40	28	CHAR(40)	Reserved

Field Descriptions

Date and time created. The date and time the list was created. The 13 characters are:

1	Century, where 0 indicates years 19xx and 1 indicates years 20xx.
2-7	The date, in YYMMDD (year, month, day) format.
8-13	The time of day, in HHMMSS (hours, minutes, seconds) format.

First record in buffer. The number of the first record in the receiver variable.

Information complete indicator. Whether all information requested has been supplied.

I	Incomplete information. An interruption caused the list to contain incomplete information about a buffer or buffers.
P	Partial and accurate information. Partial information is returned when the maximum space was used and not all of the buffers requested were read.
C	Complete and accurate information. All the buffers requested were read and returned.

Length of information returned. The size, in bytes, of the information returned in the receiver variable.

List status indicator. The status of the list building. The indicators are:

0	The list building is pending.
1	The list is in the process of being built.
2	The list has been built completely.
3	An error occurred while building the list. The next call to QGYGTLE will cause the error to be signalled to the caller of QGYGTLE.

Record length. The length of each record of information returned. For variable length records, this value is set to 0. For variable length records, you can obtain the length of individual records from the records themselves.

Records returned. The number of records returned in the receiver variable. This is the smallest of the following values:

- The number of records that fit into the receiver variable.
- The number of records in the list.
- The number of records requested.

Request handle. The handle of the request that can be used for subsequent requests of information from the list. The handle is valid until the Close List (QGYCLST) API is called to close the list or until the job ends.

Note: This field should be treated as a hexadecimal field. It should not be converted from one CCSID to another (for example, EBCDIC to ASCII) because doing so could result in an unusable value.

Reserved. Reserved field. Must be set to hexadecimal or binary zero.

Total records. The total number of records available in the list.

Error Messages

Message ID	Error Message Text
CPF24B4 E	Severe error while addressing parameter list.
CPF2625 E	Not able to allocate object &1.
CPF2634 E	Not authorized to object &1.
CPF3C17 E	Error occurred with input data parameter.
CPF3C19 E	Error occurred with receiver variable specified.

Message ID	Error Message Text
CPF3C1D E	Length specified in parameter &1 not valid.
CPF3C1E E	Required parameter &1 omitted.
CPF3C1F E	Pointer is not on a 16 byte boundary.
CPF3C21 E	Format name &1 is not valid.
CPF3C24 E	Length of the receiver variable is not valid.
CPF3CF1 E	Error code parameter not valid.
CPF3CF2 E	Error(s) occurred during running of &1 API.
CPF3C36 E	Number of parameters, &1, entered for this API was not valid.
CPF9806 E	Cannot perform function for object &2 in library &3.
CPF9872 E	Program or service program &1 in library &2 ended. Reason code &3.

Note: CPF2634 and CPF2625 messages are returned in the error code parameter, and are not signaled.

API introduced: V4R5

Top | "Server Support APIs," on page 1 | APIs by category

Process Network Server User (QFPADPNU) API

Required Parameter Group:	
1	Option
Input	Char(10)
2	Profile type
Input	Char(10)
3	Profile name
Input	Char(10)
4	Windows domain name
Input	Char(*)
5	Length of Windows domain name
Input	Binary(4)
6	Windows server name
Input	Char(*)
7	Length of Windows server name
Input	Binary(4)
8	Error code
I/O	Char(*)
	Default Public Authority: *USE
Threadsafe: No	

The Process Network Server User (QFPADPNU) API performs an error recovery operation on a selected user or group enrollment entry for a particular Windows domain or server.

Enrollment and unenrollment requests can fail for various reasons. If an enrollment or unenrollment request has failed, the administrator can correct the error and then use this API with the *RETRY option to retry the failed enrollment or unenrollment request. If an unenrollment request has failed and the error cannot be corrected, the administrator can use this API with the *REMOVE option to remove the user or group from the list of enrolled users or groups for a domain or server.

Authorities and Locks

User profile
*READ

Required Parameter Group

Option

INPUT; CHAR(10)

The type of operation to be performed. You must use one of the following options:

- *REMOVE* This option removes the entry from the list of users or groups that are enrolled to a Windows domain or server. This option is only valid for those entries that are in the process of being unenrolled (status of unenrollment pending, unenrollment retry pending, or unenrollment failed). For example, if an unenrollment request failed because the server that the user was enrolled to no longer exists, then the administrator could use the *REMOVE option of this API to remove the user from the enrollment list for that server.
- *RETRY* This option immediately retries the enrollment request to the Windows domain or server. This option is normally used after an enrollment or unenrollment request has failed and the reason for the failure has been corrected. For example, if an enrollment request failed because the user template does not exist on the server, then the administrator could create the user template and then use the *RETRY option of this API to reattempt the enrollment request.

Profile type

INPUT; CHAR(10)

Whether profile information is for a user profile or group profile. Values can be:

- *USER* The profile information is for a user profile on the selected domain or server.
- *GROUP* The profile information is for a group profile on the selected domain or server

Profile name

INPUT; CHAR(10)

The name of the profile to process. Allowable values are:

Profile name Perform the operation for the specified user or group profile.

Usage note: Avoid the use of characters '5B'X, '7B'X, and '7C'X (CCSID 37 characters '\$', '#', and '@', respectively) in profile names.

Windows domain name

INPUT; CHAR(*)

The name of the Windows domain to process. Allowable values are:

- *NONE* No domain is to be processed.
- Domain name* Perform the operation for the specified domain.

Length of Windows domain name

INPUT; BINARY(4)

The length of the Windows domain name.

Windows server name

INPUT; CHAR(*)

The name of the Windows server to process. Allowable values are:

- *NONE No server are to be processed.
- Server name Perform the operation for the specified server.

Length of Windows server name

INPUT; BINARY(4)

The length of the Windows server name.

Error code

I/O; CHAR(*)

The structure in which to return error information. For the format of the structure, see Error Code Parameter. If this parameter is omitted, diagnostic and escape messages are issued to the application.

Error Messages

Message ID	Error Message Text
CPF24B4 E	Severe error while addressing parameter list.
CPF2634 E	Not authorized to object &1.
CPF3C1D E	Length specified in parameter &1 not valid.
CPF3C3C E	Value for parameter &1 not valid.
CPF3CF1 E	Error code parameter not valid.
CPF3C36 E	Number of parameters, &1, entered for this API was not valid.
CPF9872 E	Program or service program &1 in library &2 ended. Reason code &3.
CPF9999 E	Function check. &1 unmonitored by &2 at statement &5, instruction &3.

API introduced: V5R1

Top | "Server Support APIs," on page 1 | APIs by category

Retrieve Network Server Information (QFPADRNI) API

Required Parameter Group:	
1	Receiver variable
Output	Char(*)
2	Length of receiver variable
Input	Binary(4)
3	Format name
Input	Char(8)
4	NWSD server name
Input	Char(8)
5	Error Code
I/O	Char(*)
	Default Public Authority: *USE
Threadsafe: No	

The Retrieve Network Server Information (QFPADRNI) API retrieves information from a Windows server. The amount of information returned depends on the size of the variable. The information returned is similar to the information returned by the Work with Network Server Status (WRKNWSSTS) command's option 5, Display details.

Authorities and Locks

Network Server Description Authority
*USE

Network Server Description Lock
*EXCLRD

Required Parameter Group

Receiver variable

OUTPUT; CHAR(*)

The variable to receive the network server information. You can specify the size of this area to be smaller than the format requested as long as you specify the length parameter correctly. As a result, the API returns only the data that the area can hold.

Length of receiver variable

INPUT; BINARY(4)

The length of the receiver variable. If the length is larger than the size of the receiver variable, the results may not be predictable. The minimum length is 8 bytes.

Format name

INPUT; CHAR(8)

The format of the network server information to be returned. The valid format names are:

DRNI0100 Returns information about the Windows server version and the iSeries Integration with Windows Server version.

DRNI0200

Returns information about the Windows server's current status.

NWSD server name

INPUT; CHAR(8)

The name of the NWSD for which to retrieve information. The name must be specified in upper case characters and padded with blanks to a full 8 characters.

Error code

I/O; CHAR(*)

The structure in which to return error information. For the format of the structure, see Error Code Parameter.

DRNI0100 Format

The DRNI0100 format returns network server version information.

Offset		Type	Field
Dec	Hex		
0	0	BINARY(4)	Bytes returned
4	4	BINARY(4)	Bytes available
8	8	CHAR(10)	Windows version
18	12	CHAR(10)	Windows build number
28	1C	CHAR(128)	Windows service pack level
156	9C	CHAR(6)	iSeries Integration version
162	A2	CHAR(38)	Reserved
200	C8	BINARY(4)	Offset to list of iSeries Integration service pack entries
204	CC	BINARY(4)	Length of an iSeries Integration service pack entry
208	D0	BINARY(4)	Number of iSeries Integration service pack entries
212	D4	BINARY(4)	Offset to list of iSeries Integration hot fix entries
216	D8	BINARY(4)	Length of an iSeries Integration hot fix entry
220	DC	BINARY(4)	Number of iSeries Integration hot fix entries
These fields repeat for each iSeries Integration service pack.		CHAR(7)	iSeries Integration service pack
		CHAR(1)	Reserved
These fields repeat for each iSeries Integration hot fix.		CHAR(7)	iSeries Integration hot fix
		CHAR(1)	Reserved

DRNI0200 Format

The DRNI0200 format returns network server status information.

Offset		Type	Field
Dec	Hex		
0	0	BINARY(4)	Bytes returned
4	4	BINARY(4)	Bytes available
8	8	BINARY(4)	Connected users

Offset		Type	Field
Dec	Hex		
12	C	BINARY(4)	Processor used
16	10	BINARY(4)	Paging file used
20	14	BINARY(4)	Registry quota used
24	18	BINARY(4)	Offset to list of multiple processor usage entries
28	1C	BINARY(4)	Length of a multiple processor usage entry
32	20	BINARY(4)	Number of multiple processor usage entries
This field repeats for each multiple processor usage entry		BINARY(4)	Multiple processor usage

Field Descriptions

Bytes available. The length of all data available for the requested format. All available data is returned if enough space is provided.

Bytes returned. The length of all data actually returned. If the data is truncated because the receiver variable is not large enough to hold the data, this value is less than the bytes available.

Connected users. Number of user connections currently present on this server.

iSeries Integration hot fix. The identifier for an iSeries Integration for Windows Server hot fix that is installed on the server.

iSeries Integration service pack. The identifier for an iSeries Integration for Windows Server service pack that is installed on the server.

iSeries Integration version. The version number of the iSeries Integration for Windows Server product that is installed on the server. The value has the format VxRyMz, where x is the version, y is the release, and z is the modification.

Length of a multiple processor usage entry. The length of one multiple processor usage entry.

Length of an iSeries Integration hot fix entry. The length of one iSeries Integration hot fix entry.

Length of an iSeries Integration service pack entry. The length of one iSeries Integration service pack entry.

Multiple processor usage. The percent usage for servers that support multiple processors. This number is the processor usage value for an individual processor, represented as an integer value between 0 and 100. A usage value is returned for each processor, so the number of values returned depends on the number of processors on the server.

Number of iSeries Integration hot fix entries. The number of times the iSeries Integration hot fix entries are repeated.

Number of iSeries Integration service pack entries. The number of times the iSeries Integration service pack entries are repeated.

Number of multiple processor usage entries. The number of times the multiple processor usage entries are repeated.

Offset to list of iSeries Integration hot fix entries. The offset to the first entry in the iSeries Integration hot fix list.

Offset to list of iSeries Integration service pack entries. The offset to the first entry in the iSeries Integration service pack list.

Offset to list of multiple processor usage entries. The offset to the first entry in the multiple processor usage list.

Paging file used. The percentage of the server paging file used. This percentage is expressed as an integer value between 0 and 100.

Processor used. The percentage of the server's processor used. This percentage is expressed as an integer value between 0 and 100.

If the server supports a single processor, this number is the usage for the individual processor. If the server supports multiple processors, this number is the average processor usage for all of the processors.

Registry quota used. The percentage of the server's registry used. This percentage is expressed as an integer value between 0 and 100.

Reserved. Reserved space.

Windows build number. The current build number of the Windows operating system on the server.

Windows service pack level. The current service pack level of the Windows operating system on the server.

Windows version. The current version of the Windows operating system on the server.

Error Messages

Message ID	Error Message Text
CPF0C4A E	Product record not found.
CPF24B4 E	Severe error while addressing parameter list.
CPF2625 E	Not able to allocate object &1.
CPF2634 E	Not authorized to object &1.
CPF3C17 E	Error occurred with input data parameter.
CPF3C19 E	Error occurred with receiver variable specified.
CPF3C21 E	Format name &1 is not valid.
CPF3C24 E	Length of the receiver variable is not valid.
CPF3CF1 E	Error code parameter not valid.
CPF9806 E	Cannot perform function for object &2 in library &3.
CPF9872 E	Program or service program &1 in library &2 ended. Reason code &3.

API introduced: V4R5

[Top](#) | ["Server Support APIs," on page 1](#) | [APIs by category](#)

Retrieve Network Server User Attributes (QFPADRUA) API

Required Parameter Group:	
1	Receiver variable
Output	Char(*)
2	Length of receiver variable
Input	Binary(4)
3	Format name
Input	Char(8)
4	Profile name
Input	Char(10)
5	Error code
I/O	Char(*)
	Default Public Authority: *USE
Threadsafe: No	

The Retrieve Network Server User Attributes (QFPADRUA) API retrieves the network server attributes for a user or a group. The functions provided by this API are similar to the Display Network Server User Attributes (DSPNWSUSRA) command.

Authorities and Locks

User profile

*READ

Required Parameter Group

Receiver variable

OUTPUT; CHAR(*)

The receiver variable that receives the information requested. You can specify the size of the area to be smaller than the format requested as long as you specify the length parameter correctly. As a result, the API returns only the data the area can hold.

Length of receiver variable

INPUT; BINARY(4)

The length of the receiver variable provided. The length of the receiver variable parameter may be specified up to the size of the receiver variable specified in the user program. If the length of the receiver variable parameter specified is larger than the allocated size of the receiver variable specified in the user program, the results are not predictable. The minimum length is 8 bytes.

Format name

INPUT; CHAR(8)

The format of the information returned. Indicates whether this call is interested in the user characteristics of the profile or the group characteristics of the profile. Profiles can behave as both user and group profiles, and unique enrollment characteristics can be set for each aspect of the profile. You must use one of the following format names:

- DRUA0100* The output network server user attributes structure. For more information, see “DRUA0100 Format.”
- DRUA0200* The output network server group attributes structure. For more information, see “DRUA0200 Format” on page 91.

Profile name

INPUT; CHAR(10)

The name of the user or group profile whose network server attributes are to be retrieved. The values can be:

**NWSA* The system default network server attributes defined by the Change Network Server Attributes (CHGNWSA) command are retrieved. This value is allowed only when format DRUA0100 is specified.

Name The network server attributes for the specified user or group profile are retrieved.

Usage note: Avoid the use of characters '5B'X, '7B'X, and '7C'X (CCSID 37 characters '\$', '#', and '@', respectively) in profile names.

Error code

I/O; CHAR(*)

The structure in which to return error information. For the format of the structure, see Error Code Parameter. If this parameter is omitted, diagnostic and escape messages are issued to the application.

Format of the Retrieved Information

The formats of the information retrieved by this API are listed below. The caller should pass a receiver variable large enough to handle most requests. On return, the bytes available field of the receiver variable will contain the required size of the receiver variable to hold all information from the request. If this is greater than the original receiver variable size passed in, then the caller must allocate a larger receiver variable before retrying the operation.

DRUA0100 Format

The following table shows the format of the network server user attributes.

Offset		Type	Field
Dec	Hex		
0	0	BINARY(4)	Bytes returned
4	4	BINARY(4)	Bytes available
8	8	CHAR(12)	Reserved
20	14	BINARY(4)	Offset Windows domain list
24	18	BINARY(4)	Length Windows domain entries
28	1C	BINARY(4)	Number Windows domains
32	20	BINARY(4)	Offset Windows server list
36	24	BINARY(4)	Length Windows server entries
40	28	BINARY(4)	Number Windows servers
See note	See note	See “Format of Windows domain information” on page 92	Windows domain list

Offset		Type	Field
Dec	Hex		
See note	See note	See "Format of Windows server information" on page 93	Windows server list
Note: The offsets to the Windows domain list and Windows server list are specified in the offset Windows domain list and offset Windows server list variables, respectively.			

DRUA0200 Format

The following table show the format of the network server group attributes.

Offset		Type	Field
Dec	Hex		
0	0	BINARY(4)	Bytes returned
4	4	BINARY(4)	Bytes available
8	8	CHAR(10)	Group member enrollment
18	12	CHAR(2)	Reserved
20	14	BINARY(4)	Offset Windows domain list
24	18	BINARY(4)	Length Windows domain entries
28	1C	BINARY(4)	Number Windows domains
32	20	BINARY(4)	Offset Windows server list
36	24	BINARY(4)	Length Windows server entries
40	28	BINARY(4)	Number Windows servers
See note	See note	See "Format of Windows domain information" on page 92	Windows domain list
See note	See note	See "Format of Windows server information" on page 93	Windows server list
Note: The offsets to the Windows domain list and Windows server list are specified in the offset Windows domain list and offset Windows server list variables, respectively.			

DRUA0100 and DRUA0200 Field Descriptions

Bytes available. The length of all data available for the requested format. All available data is returned if enough space is provided.

Bytes returned. The length of all data actually returned. If the data is truncated because the receiver variable is not large enough to hold the data, this value is less than the bytes available.

Group member enrollment. This field indicates whether or not the group members (users in the group) are enrolled to the server. This field is only returned for format DRUA0200. The following are the valid values for this field:

- *ALL The group and the users in the group are enrolled to the servers.
- *MBRONLY Only the users in the group are enrolled to the servers. The group itself is not enrolled to the servers.
- *NONE Only the group is enrolled to the servers. The users in the group are not enrolled to the servers.

Length Windows domain entries. The length in bytes of each element in the list of Windows domains.

Length Windows server entries. The length in bytes of each element in the list of Windows servers.

Number Windows domains. The number of entries in the list of Windows domain names. If this value is 0, then there are no Windows domains in the list.

Number Windows servers. The number of entries in the list of Windows server names. If this value is 0, then there are no Windows servers in the list.

Offset Windows domain list. The offset from the start of the receiver variable to the list of Windows domain entries. A value of zero indicates there are no list entries. See “Format of Windows domain information” for details of the individual entries.

Offset Windows server list. The offset from the start of the receiver variable to the list of Windows server entries. A value of zero indicates there are no list entries. See “Format of Windows server information” on page 93 for details of the individual entries.

Reserved. Reserved space.

Windows domain list. The list of Windows domain entries. See “Format of Windows domain information” for details of the individual entries.

Windows server list. The list of Windows server entries. See “Format of Windows server information” on page 93 for details of the individual entries.

Format of Windows domain information

The following table describes the layout of the information returned to describe a Windows domain. To locate the first such entry, add the receiver variable start to the value in ‘Offset Windows domain list’ noted above. Each succeeding entry can be located by adding the ‘Length Windows domain entries’ size to the address of the current entry.

Offset		Type	Field
Dec	Hex		
0	0	CHAR(10)	Windows group type
10	A	CHAR(2)	Reserved
12	C	BINARY(4)	Displacement to Windows domain name
16	10	BINARY(4)	Length of Windows domain name
20	14	BINARY(4)	Displacement to Windows user template name
24	18	BINARY(4)	Length of Windows user template name
See Note	See Note	CHAR(*)	Windows domain name
See Note	See Note	CHAR(*)	Windows user template name

Note: The displacement to the Windows domain name and Windows user template name are specified in the displacement to Windows domain name and displacement to Windows user template name variables, respectively.

Windows Domain Field Descriptions

Displacement to Windows domain name. The displacement in bytes from the beginning of the entry to the Windows domain name.

Displacement to Windows user template name. The displacement in bytes from the beginning of the entry to the Windows user template name.

Length of Windows domain name. The length of the Windows domain name.

Length of Windows user template name. The length of the Windows user template name.

Reserved. Reserved space.

Windows domain name. This is the name of a domain in which the user is enrolled. The values can be:

**NWSA* The user is enrolled to the system default domains that are defined by the Change Network Server Attributes (CHGNWSA) command.
Name The specific name of the domain in which the user is enrolled.

Windows group type. This is the type of group created on a Windows domain.

The values can be:

**GLOBAL* A global group was created.
**LOCAL* A local group was created.
blank Blanks are returned if retrieving user attributes.

Windows user template name. The name of a Windows user that was used as a template when creating the specified user on Windows. The values can be:

**NONE* No user template was used when creating the specified user.
Name The specific name of the user template that was used when creating the specified user.

Format of Windows server information

The following table describes the layout of the information returned to describe a Windows server. To locate the first such entry, add the receiver variable start to the value in 'Offset Windows server list' noted above. Each succeeding entry can be located by adding the 'Length Windows server entries' size to the address of the current entry.

Offset		Type	Field
Dec	Hex		
0	0	BINARY(4)	Displacement to Windows server name
4	4	BINARY(4)	Length of Windows server name
8	8	BINARY(4)	Displacement to Windows user template name
12	C	BINARY(4)	Length of Windows user template name
See Note	See Note	CHAR(*)	Windows server name
See Note	See Note	CHAR(*)	Windows user template name

Note: The displacement to the Windows server name and Windows user template name are specified in the displacement to Windows server name and displacement to Windows user template name variables, respectively.

Windows Server Field Descriptions

Displacement to Windows server name. The displacement in bytes from the beginning of the entry to the Windows server name.

Displacement to Windows user template name. The displacement in bytes from the beginning of the entry to the Windows user template name.

Length of Windows server name. The length of the Windows server name.

Length of Windows user template name. The length of the Windows user template name.

Windows server name. The name of a server in which the user is enrolled. The values can be:

<i>*NWSA</i>	The user is enrolled to the system default servers that are defined by the Change Network Server Attributes (CHGNWSA) command.
<i>Name</i>	The specific name of the server in which the user is enrolled.

Windows user template name. The name of a Windows user that was used as a template when creating the specified user on Windows. The values can be:

<i>*NONE</i>	No user template was used when creating the specified user.
<i>Name</i>	The specific name of the user template that was used when creating the specified user.

Error Messages

Message ID	Error Message Text
CPF2204 E	User profile &1 not found.
CPF24B4 E	Severe error while addressing parameter list.
CPF2634 E	Not authorized to object &1.
CPF3C19 E	Error occurred with receiver variable specified.
CPF3C21 E	Format name &1 is not valid.
CPF3C24 E	Length of the receiver variable is not valid.
CPF3C3C E	Value for parameter &1 not valid.
CPF3CF1 E	Error code parameter not valid.
CPF9872 E	Program or service program &1 in library &2 ended. Reason code &3.
CPF9999 E	Function check. &1 unmonitored by &2 at statement &5, instruction &3.

API introduced: V5R1

[Top](#) | [“Server Support APIs,” on page 1](#) | [APIs by category](#)

Dynamic Host Configuration Protocol Server Exit Programs

The iSeries[™] Dynamic Host Configuration Protocol (DHCP) server assigns and releases TCP/IP addresses from client hosts in a network. Exit points have been provided so that user-written programs can be called from the running DHCP server. They allow for customer-supplied security validation of incoming client requests, as well as notification when IP addresses are assigned or released.

The DHCP Request Packet Validation exit program allows for incoming client request packets to be screened by a user program that starts any processing on it. The user program is able to communicate back to the DHCP server that either the packet should be discarded or that it should be allowed to process.

The Address Binding Notification exit program and the Address Release Notification exit program are for notification purposes only. These allow for user applications to keep track of which IP addresses are currently in use and by which clients.

The Dynamic Host Configuration Protocol Server exit programs are:

- “DHCP Address Binding Notification Exit Program” on page 96 allows for notification each time the Dynamic Host Configuration Protocol (DHCP) server assigns an IP address to a specific host.
- “DHCP Address Release Notification Exit Program” on page 98 allows for notification each time the DHCP server releases an IP address from its specific client host assignment binding.
- “DHCP Request Packet Validation Exit Program” on page 99 provides additional control for restricting which incoming DHCP and Bootstrap Protocol (BOOTP) message request packets from client hosts are processed by their DHCP server, and which are rejected.



[Top](#) | [“Server Support APIs,” on page 1](#) | [APIs by category](#)

Host Server Exit Programs

Host server exit programs allow system administrators to control which activities a client user is allowed for each of the specific servers. All of the servers support user-written exit programs. For information about how the host server exit programs can be used and how to configure them, as well as sample programs, see [Using server exit programs](#).

The Host server exit programs are:

- Central server
- Database server
- Data queue server
- File Server
- Network print server
- Remote command and distributed program call server
- Signon server



[Top](#) | [“Server Support APIs,” on page 1](#) | [APIs by category](#)

Exit Programs

These are the Exit Programs for this category.

DHCP Address Binding Notification Exit Program

Required Parameter Group:	
1	Request type
Input	Binary(4)
2	Client IP address
Input	Char(*)
3	Length of IP address
Input	Binary(4)
4	Client identifier
Input	Char(*)
5	Length of client identifier
Input	Binary(4)
6	Lease duration
Input	Binary(4)
7	Response packet
Input	Char(*)
8	Length of response packet
Input	Binary(4)
Exit Point Name: QIBM_QTOD_DHCP_ABND	
Exit Point Format Name: DHCA0100	

The DHCP Address Binding Notification exit program allows for notification each time the DHCP server assigns an IP address to a specific client host. This is known as address binding. The exit program will be called any time the DHCP server sends an acknowledgement packet (known as a DHCP ACK) to a DHCP client or sends a Bootstrap Protocol (BOOTP) reply packet to a BOOTP client. The two possible client IP address binding packets follow:

1. A DHCP ACK from the server tells a DHCP client that it has been granted a lease to use a specific IP address for a specific period of time. Acknowledgements are sent when a DHCP client accepts an initial offer of an IP address made by the server, as well as each time that a DHCP client asks for the renewal of an existing IP address lease and the server grants it.
2. A BOOTP reply packet is sent from the server in response to a BOOTP request packet from a client if the server decides to assign an IP address to that client. The BOOTP reply notifies the BOOTP client what IP address it has been assigned. Unlike DHCP, the BOOTP protocol does not support the concept of temporary leasing. Therefore, the address binding to the BOOTP client is considered permanent and there will be no ongoing exchange of renewal bindings. The DHCP server internally treats a BOOTP client binding as an infinite lease.

When an exit program is added to the exit point, it is called immediately after the DHCP server has transmitted one of the client IP address binding packets described above. This is for notification purposes only, and no data is expected to be sent back to the DHCP server from the exit program. The exit program will be sent information about the protocol type (DHCP or BOOTP), the identity of the client, the IP address, and the duration of the lease. In addition, a copy of the actual packet that was transmitted will be sent.

Note: Since this is an exit point of the DHCP server, the exit program can only be used to obtain notification of address bindings for the BOOTP client if the DHCP server is running. It cannot be used to obtain notification of IP address assignments for the BOOTP client made by the iSeries BOOTP server.

Required Parameter Group

Request type

INPUT; BINARY(4)

The type of request protocol being used between the client and server. The possible values are:

- | | |
|---|-------|
| 1 | DHCP |
| 2 | BOOTP |

Client IP address

INPUT; CHAR(*)

The Internet Protocol (IP) address that was bound to the client host. This string is in dotted decimal format and left-justified.

Length of client IP address

INPUT; BINARY(4)

The length (in bytes) of the client IP address.

Client identifier

INPUT; CHAR(*)

The unique identifier of the client that the IP address has been bound to. This is usually the hardware address of the client machine.

Length of client identifier

INPUT; BINARY(4)

The length (in bytes) of the client identifier string.

Lease duration

INPUT; BINARY(4)

The duration (in seconds) of the lease period for which the client may now use the IP address.

This field should be treated as a 32-bit unsigned number. The special value follows:

hex FFFFFFFF

If all 32 bits are set to 1, this indicates that the lease is an infinite lease, which does not expire.

Response packet

INPUT; CHAR(*)

This is the DHCP or BOOTP message response packet that was transmitted from the DHCP server to the client host just prior to this notification exit program being called.

The formats of the packets are defined and maintained by the Internet Engineering Task Force (IETF) standards body. Refer to the following IETF Request For Comments (RFC) documents for the specifications:

- RFC 951, Bootstrap Protocol (BOOTP)
- RFC 1542, Clarifications and Extensions for the Bootstrap Protocol
- RFC 2131, Dynamic Host Configuration Protocol
- RFC 2132, DHCP Options and BOOTP Vendor Extensions

Note: Since the packet is presented to the exit program just as it was transmitted on the network, it should be noted that any data areas of the packet that are defined as type string or character by the RFCs will be US-ASCII. On the iSeries, it is recommended that this data be treated as CCSID 819.

Length of response packet

INPUT; BINARY(4)

The length (in bytes) of the response packet.

Exit program introduced: V4R2

Top | "Server Support APIs," on page 1 | APIs by category

DHCP Address Release Notification Exit Program

Required Parameter Group:	
1	Reason for release
Input	Binary(4)
2	Client IP address
Input	Char(*)
3	Length of client IP address
Input	Binary(4)
4	Client identifier
Input	Char(*)
5	Length of client identifier
Input	Binary(4)
Exit Point Name: QIBM_QTOD_DHCP_ARLS	
Exit Point Format Name: DHCR0100	

The DHCP Address Release Notification exit program allows for notification each time the DHCP server releases an IP address from its specific client host assignment binding.

An address could have been released from the client that it was bound to for one of the following reasons:

1. The client explicitly sent a DHCP RELEASE request to the DHCP server.
2. The lease duration that the client was last given for using the IP address has expired.
3. A DHCP server administrator has explicitly released the IP address.

When an exit program is added to the exit point, it is called whenever the DHCP server releases an IP address from the specific client host that it had been assigned to. This is for notification purposes only, and no data is expected to be sent back to the DHCP server from the exit program. The exit program will be sent information about the IP address, the identity of the client, and the reason for the IP address being released.

Required Parameter Group

Reason for release

INPUT; BINARY(4)

A reason that the DHCP server has released the IP address from being bound to the specific client host. The possible values are:

- | | |
|---|---|
| 1 | The DHCP server received a DHCP RELEASE packet from the client. |
| 2 | The duration of the lease that the client was last given for use of the IP address has expired. |
| 3 | The release is forced by DHCP server administrator. |

Client IP address

INPUT; CHAR(*)

The Internet Protocol (IP) address that was just released from its client host binding. This string is in dotted decimal format and left-justified.

Length of client IP address

INPUT; BINARY(4)

The length (in bytes) of the client IP address.

Client identifier

INPUT; CHAR(*)

The unique identifier of the client from which the IP address has been released. This is usually the hardware address of the client machine.

Length of client identifier

INPUT; BINARY(4)

The length (in bytes) of the client identifier string.

Exit program introduced: V4R2

Top | "Server Support APIs," on page 1 | APIs by category

DHCP Request Packet Validation Exit Program

Required Parameter Group:

1 Request packet

Input Char(*)

2 Length of request packet

Input Binary(4)

3 Allow operation

Output Binary(4)

Exit Point Name: QIBM_QTOD_DHCP_REQ

Exit Point Format Name: DHCV0100

The Dynamic Host Configuration Protocol (DHCP) Request Packet Validation exit program provides additional control for restricting which incoming DHCP and Bootstrap Protocol (BOOTP) message request packets from client hosts are processed by the DHCP server, and which should be rejected. Any restrictions that are imposed by the exit program are in addition to any validation that is performed by the DHCP server program through its configuration options. When an exit program is added to the exit point, it is called by the DHCP server each time an incoming DHCP or BOOTP request packet is received, but before any processing of the packet has taken place. The packet data is passed to the exit program just as it was received off the network without any additional formatting or data conversion. The exit program sets the allow operation parameter to indicate whether the DHCP server should continue with normal processing of the request packet. If the exit program indicates that the request packet should be rejected, the DHCP server will discard the packet without any further processing.

Note: Since this is an exit point of the DHCP server, the exit program can only be used to restrict BOOTP packets if the DHCP server is running. It cannot be used to restrict BOOTP packets from being processed by the BOOTP server.

Required Parameter Group

Request packet

INPUT; CHAR(*)

The DHCP or BOOTP message request packet that was initiated from some client host and received by the DHCP server. It is in its initial form, which is how it comes off of the network.

The formats of the packets are defined and maintained by the Internet Engineering Task Force (IETF) standards body. Refer to the following IETF Request For Comments (RFC) documents for the specifications:

- RFC 951, Bootstrap Protocol (BOOTP)
- RFC 1542, Clarifications and Extensions for the Bootstrap Protocol
- RFC 2131, Dynamic Host Configuration Protocol
- RFC 2132, DHCP Options and BOOTP Vendor Extensions

Note: Since the packet is presented to the exit program just as it was received from the network, it should be noted that any data areas of the packet that are defined as type string or character by the RFCs will be US-ASCII. On the iSeries, it is recommended that this data be treated as CCSID 819.

Length of request packet

INPUT; BINARY(4)

The length (in bytes) of the request packet.

Allow operation

OUTPUT; BINARY(4)

Whether the DHCP server should continue processing the request packet, or whether it should be rejected. The possible values are:

0	The request packet should be rejected
1	Processing of the request packet should be allowed to continue

Exit program introduced: V4R2

Top | "Server Support APIs," on page 1 | APIs by category

Appendix. Notices

This information was developed for products and services offered in the U.S.A.

IBM may not offer the products, services, or features discussed in this document in other countries. Consult your local IBM representative for information on the products and services currently available in your area. Any reference to an IBM product, program, or service is not intended to state or imply that only that IBM product, program, or service may be used. Any functionally equivalent product, program, or service that does not infringe any IBM intellectual property right may be used instead. However, it is the user's responsibility to evaluate and verify the operation of any non-IBM product, program, or service.

IBM may have patents or pending patent applications covering subject matter described in this document. The furnishing of this document does not grant you any license to these patents. You can send license inquiries, in writing, to:

IBM Director of Licensing
IBM Corporation
North Castle Drive
Armonk, NY 10504-1785
U.S.A.

For license inquiries regarding double-byte (DBCS) information, contact the IBM Intellectual Property Department in your country or send inquiries, in writing, to:

IBM World Trade Asia Corporation
Licensing
2-31 Roppongi 3-chome, Minato-ku
Tokyo 106-0032, Japan

The following paragraph does not apply to the United Kingdom or any other country where such provisions are inconsistent with local law: INTERNATIONAL BUSINESS MACHINES CORPORATION PROVIDES THIS PUBLICATION "AS IS" WITHOUT WARRANTY OF ANY KIND, EITHER EXPRESS OR IMPLIED, INCLUDING, BUT NOT LIMITED TO, THE IMPLIED WARRANTIES OF NON-INFRINGEMENT, MERCHANTABILITY OR FITNESS FOR A PARTICULAR PURPOSE. Some states do not allow disclaimer of express or implied warranties in certain transactions, therefore, this statement may not apply to you.

This information could include technical inaccuracies or typographical errors. Changes are periodically made to the information herein; these changes will be incorporated in new editions of the publication. IBM may make improvements and/or changes in the product(s) and/or the program(s) described in this publication at any time without notice.

Any references in this information to non-IBM Web sites are provided for convenience only and do not in any manner serve as an endorsement of those Web sites. The materials at those Web sites are not part of the materials for this IBM product and use of those Web sites is at your own risk.

IBM may use or distribute any of the information you supply in any way it believes appropriate without incurring any obligation to you.

Licensees of this program who wish to have information about it for the purpose of enabling: (i) the exchange of information between independently created programs and other programs (including this one) and (ii) the mutual use of the information which has been exchanged, should contact:

IBM Corporation
Software Interoperability Coordinator, Department YBWA
3605 Highway 52 N
Rochester, MN 55901
U.S.A.

Such information may be available, subject to appropriate terms and conditions, including in some cases, payment of a fee.

The licensed program described in this information and all licensed material available for it are provided by IBM under terms of the IBM Customer Agreement, IBM International Program License Agreement, IBM License Agreement for Machine Code, or any equivalent agreement between us.

Any performance data contained herein was determined in a controlled environment. Therefore, the results obtained in other operating environments may vary significantly. Some measurements may have been made on development-level systems and there is no guarantee that these measurements will be the same on generally available systems. Furthermore, some measurements may have been estimated through extrapolation. Actual results may vary. Users of this document should verify the applicable data for their specific environment.

All statements regarding IBM's future direction or intent are subject to change or withdrawal without notice, and represent goals and objectives only.

This information contains examples of data and reports used in daily business operations. To illustrate them as completely as possible, the examples include the names of individuals, companies, brands, and products. All of these names are fictitious and any similarity to the names and addresses used by an actual business enterprise is entirely coincidental.

COPYRIGHT LICENSE:

This information contains sample application programs in source language, which illustrate programming techniques on various operating platforms. You may copy, modify, and distribute these sample programs in any form without payment to IBM, for the purposes of developing, using, marketing or distributing application programs conforming to the application programming interface for the operating platform for which the sample programs are written. These examples have not been thoroughly tested under all conditions. IBM, therefore, cannot guarantee or imply reliability, serviceability, or function of these programs.

If you are viewing this information softcopy, the photographs and color illustrations may not appear.

Trademarks

The following terms are trademarks of International Business Machines Corporation in the United States, other countries, or both:

Advanced 36
Advanced Function Printing
Advanced Peer-to-Peer Networking
AFP
AIX
AS/400
COBOL/400
CUA
DB2
DB2 Universal Database
Distributed Relational Database Architecture
Domino
DPI

DRDA
eServer
GDDM
IBM
Integrated Language Environment
Intelligent Printer Data Stream
IPDS
iSeries
Lotus Notes
MVS
Netfinity
Net.Data
NetView
Notes
OfficeVision
Operating System/2
Operating System/400
OS/2
OS/400
PartnerWorld
PowerPC
PrintManager
Print Services Facility
RISC System/6000
RPG/400
RS/6000
SAA
SecureWay
System/36
System/370
System/38
System/390
VisualAge
WebSphere
xSeries

Microsoft, Windows, Windows NT, and the Windows logo are trademarks of Microsoft Corporation in the United States, other countries, or both.

Java and all Java-based trademarks are trademarks of Sun Microsystems, Inc. in the United States, other countries, or both.

UNIX is a registered trademark of The Open Group in the United States and other countries.

Other company, product, and service names may be trademarks or service marks of others.

Terms and conditions for downloading and printing publications

Permissions for the use of the information you have selected for download are granted subject to the following terms and conditions and your indication of acceptance thereof.

Personal Use: You may reproduce this information for your personal, noncommercial use provided that all proprietary notices are preserved. You may not distribute, display or make derivative works of this information, or any portion thereof, without the express consent of IBM^(R).

Commercial Use: You may reproduce, distribute and display this information solely within your enterprise provided that all proprietary notices are preserved. You may not make derivative works of this information, or reproduce, distribute or display this information or any portion thereof outside your enterprise, without the express consent of IBM.

Except as expressly granted in this permission, no other permissions, licenses or rights are granted, either express or implied, to the information or any data, software or other intellectual property contained therein.

IBM reserves the right to withdraw the permissions granted herein whenever, in its discretion, the use of the information is detrimental to its interest or, as determined by IBM, the above instructions are not being properly followed.

You may not download, export or re-export this information except in full compliance with all applicable laws and regulations, including all United States export laws and regulations. IBM MAKES NO GUARANTEE ABOUT THE CONTENT OF THIS INFORMATION. THE INFORMATION IS PROVIDED "AS-IS" AND WITHOUT WARRANTY OF ANY KIND, EITHER EXPRESSED OR IMPLIED, INCLUDING BUT NOT LIMITED TO IMPLIED WARRANTIES OF MERCHANTABILITY, NON-INFRINGEMENT, AND FITNESS FOR A PARTICULAR PURPOSE.

All material copyrighted by IBM Corporation.

By downloading or printing information from this site, you have indicated your agreement with these terms and conditions.

Code disclaimer information

This document contains programming examples.

SUBJECT TO ANY STATUTORY WARRANTIES WHICH CANNOT BE EXCLUDED, IBM^(R), ITS PROGRAM DEVELOPERS AND SUPPLIERS MAKE NO WARRANTIES OR CONDITIONS EITHER EXPRESS OR IMPLIED, INCLUDING BUT NOT LIMITED TO, THE IMPLIED WARRANTIES OR CONDITIONS OF MERCHANTABILITY, FITNESS FOR A PARTICULAR PURPOSE, AND NON-INFRINGEMENT, REGARDING THE PROGRAM OR TECHNICAL SUPPORT, IF ANY.

UNDER NO CIRCUMSTANCES IS IBM, ITS PROGRAM DEVELOPERS OR SUPPLIERS LIABLE FOR ANY OF THE FOLLOWING, EVEN IF INFORMED OF THEIR POSSIBILITY:

1. LOSS OF, OR DAMAGE TO, DATA;
2. SPECIAL, INCIDENTAL, OR INDIRECT DAMAGES, OR FOR ANY ECONOMIC CONSEQUENTIAL DAMAGES; OR
3. LOST PROFITS, BUSINESS, REVENUE, GOODWILL, OR ANTICIPATED SAVINGS.

SOME JURISDICTIONS DO NOT ALLOW THE EXCLUSION OR LIMITATION OF INCIDENTAL OR CONSEQUENTIAL DAMAGES, SO SOME OR ALL OF THE ABOVE LIMITATIONS OR EXCLUSIONS MAY NOT APPLY TO YOU.



Printed in USA