



@server

iSeries

High-Level Language APIs

Version 5 Release 3





@server

iSeries

High-Level Language APIs

Version 5 Release 3

Note

Before using this information and the product it supports, be sure to read the information in "Notices," on page 65.

Sixth Edition (August 2005)

This edition applies to version 5, release 3, modification 0 of Operating System/400 (product number 5722-SS1) and to all subsequent releases and modifications until otherwise indicated in new editions. This version does not run on all reduced instruction set computer (RISC) models nor does it run on CISC models.

© Copyright International Business Machines Corporation 1998, 2005. All rights reserved.

US Government Users Restricted Rights – Use, duplication or disclosure restricted by GSA ADP Schedule Contract with IBM Corp.

Contents





High-Level Language APIs	1
APIs	1
Application Development Manager/400 APIs	1
Get Space Status (QLYGETS) API	2
Authorities and Locks	2
Required Parameter Group	2
Error Messages	2
Read Build Information (QLYRDBI) API	3
Authorities and Locks	3
Required Parameter Group	3
Error Messages	4
Set Space Status (QLYSETS) API	4
Authorities and Locks	5
Required Parameter Group	5
Error Messages	5
Write Build Information (QLYWRTBI) API	6
Authorities and Locks	6
Required Parameter Group	6
Error Messages	6
COBOL/400 APIs	7
Change COBOL Main Program (QLRCHGCM) API	8
Required Parameter	9
Error Messages	9
Dump COBOL (QInDumpCobol) API	10
Required Parameter Group	11
Error Messages	12
Retrieve COBOL Error Handler (QInRtvCobolErrorHandler) API	12
Required Parameter Group	12
Error Messages	13
Retrieve COBOL Error Handler (QLRRTVCE) API	13
Required Parameter Group	13
Error Messages	14
Set COBOL Error Handler (QLRSETCE) API	15
Required Parameter Group	16
Error Messages	17
Set COBOL Error Handler (QInSetCobolErrorHandler) API	17
Required Parameter Group	18
Error Messages	18
ILE C/C++ Run-Time Library Functions	19
REXX/400 Functions	35
Exit Programs	35
ILE COBOL Error-Handling Exit Procedure	35
Required Parameter Group	36
OPM COBOL Error-Handling Exit Program	37
Required Parameter Group	38
Concepts	39
Record Types	39
Processor member start record	43
Processors for which this record type applies	44
Field Descriptions	44
Processor object start record	45
Processors for which this record type applies	45
Field Descriptions	45
Normal processor end record	46

Processors for which this record type applies	46
Field Descriptions	46
Normal processor end call next record	47
Processors for which this record type applies	47
Field Descriptions	47
Normal multiple end record	48
Processors for which this record type applies	48
Field Descriptions	48
Abnormal processor end record	49
Processors for which this record type applies	49
Field Descriptions	49
Include record	49
Processors for which this record type applies	50
Field Descriptions	50
File reference record	51
Processors for which this record type applies	51
Field Descriptions	51
Module reference record	52
Processors for which this record type applies	52
Field Descriptions	52
Service program reference record	52
Processors for which this record type applies	53
Field Descriptions	53
Bind directory reference record	53
Processors for which this record type applies	54
Field Descriptions	54
Record format reference record	54
Processors for which this record type is applicable	54
Field Descriptions	55
Field reference record	55
Processors for which this record type applies	56
Field Descriptions	56
Message reference record	56
Processors for which this record type applies	57
Field Descriptions	57
External reference error record	57
Processors for which this record type applies	58
Field Descriptions	58
Object already exists error record	58
Processors for which this record type applies	59
Field Descriptions	59
Start of new program record	59
Processors for which this record type applies	60
Field Descriptions	60
Examples of Records Written	60
Example 1	60
Example 2	61
Example 3	61
Example 4	61
Example 5	61
Example 6	62
Using Application Development Manager/400 APIs	62
Appendix. Notices	65

Trademarks	66	Code disclaimer information.	68
Terms and conditions for downloading and printing publications	67		

High-Level Language APIs

The high-level language APIs communicate with compilers, and the DB2^(R) Universal Database^(TM) for iSeries^(TM) SQL, COBOL/400^(R), ILE C/C++, and REXX/400 languages. The high-level language APIs include:



- “Application Development Manager/400 APIs”
- “COBOL/400 APIs” on page 7
-  “ILE C/C++ Run-Time Library Functions” on page 19

-  “REXX/400 Functions” on page 35


APIs by category

APIs

These are the APIs for this category.

Application Development Manager/400 APIs

 The Application Development Manager/400 (ADM/400) feature is no longer available as of Version 5 Release 3 of iSeries^(TM). However, the Application Development Manager/400 APIs can still be used by applications written in high-level programming languages. The Application Development Manager/400 feature is not required. 

The Application Development Manager/400 APIs allow a control language (CL) command such as the Build Part (BLDPART) command to determine, for example, the includes and external references that were used by certain processors when processing a source member. The term **processor** is used in these APIs to mean compiler or preprocessor. A part can be either a source member or an object, such as a file.

The Get and Set Status APIs are used to query and initialize the build information space that is to contain the Application Development Manager/400 information. The Write and Read Build Information APIs are used to write or read records of build information to and from the space.

For additional information, see “Using Application Development Manager/400 APIs” on page 62.

For information on the different types of records that can be read or written using the Application Development Manager/400 APIs, see:

- “Record Types” on page 39
- “Examples of Records Written” on page 60

The Application Development Manager/400 APIs are:

- “Get Space Status (QLYGETS) API” on page 2 (QLYGETS) obtains the status of the space.
- “Read Build Information (QLYRDBI) API” on page 3 (QLYRDBI) reads one or more records from the space.
- “Set Space Status (QLYSETS) API” on page 4 (QLYSETS) sets the status of the space.
- “Write Build Information (QLYWRTBI) API” on page 6 (QLYWRTBI) writes one or more records to the space.

Get Space Status (QLYGETS) API

Required Parameter Group:	
1	Status
Output	Char(10)
2	Error code
I/O	Char(*)
Default Public Authority: *USE	
Threadsafe: No	

The Get Space Status (QLYGETS) API obtains the status of the space.

Authorities and Locks

None

Required Parameter Group

Status OUTPUT; CHAR(10)

*READY Information in the space is ready to be processed.
 *COMPLETE Information in the space has been processed.
 *NONE The space does not exist. Use QLYSETS to create the space.

Error code

I/O; CHAR(*)

The structure in which to return error information. For the format of the structure, see Error Code Parameter.

Error Messages

Message ID	Error Message Text
CPF3CF1 E	Error code parameter not valid.
CPF3C90 E	Literal value cannot be changed.
CPF9872 E	Program or service program &1 in library &2 ended. Reason code &3.

API introduced: V2R2

Read Build Information (QLYRDBI) API

Required Parameter Group:	
1	Buffer
Output	Char(*)
2	Maximum size
Input	Binary(4)
3	Read mode
Input	Char(10)
4	Buffer length
Output	Binary(4)
5	Number of records
Output	Binary(4)
6	Error code
I/O	Char(*)
Default Public Authority: *USE	
Threadsafe: No	

The Read Build Information (QLYRDBI) API reads one or more records from the space.

QLYRDBI reads the space starting at the first location after the last record was read. If this is the first time QLYRDBI is called, the first record following the header record is read.

After QLYRDBI has read the final record, the next call to QLYRDBI starts reading the space from the beginning again.

QLYRDBI reads one or more records depending on the value specified on the Read mode parameter. QLYRDBI does not read more records than can fit in the buffer. The buffer is determined by the Maximum-size parameter.

Authorities and Locks

None.

Required Parameter Group

Buffer OUTPUT; CHAR(*)

A character string to contain one or more records of build information.

Maximum size

INPUT; BINARY(4)

The maximum size of the data that is expected to be returned to this call. Maximum size should be large enough to fit at least one record. If it is too small for one record, an error occurs.

Read mode

INPUT; CHAR(10)

The mode of reading.

The possible read mode values are:

**SINGLE* Read only one record.
**MULTIPLE* Read more than one record. The maximum number of records that are read is determined by the size of Maximum size.

Buffer length

OUTPUT; BINARY(4)

The length of the data returned. If records are not read, 0 is returned.

Number of records

OUTPUT; BINARY(4)

The number of records read. Number of records is 0 if no records were read, 1 if one record was read or greater than 1 if **MULTIPLE* was specified on read mode and more than one record could fit in the buffer.

Error code

I/O; CHAR(*)

The structure in which to return error information. For the format of the structure, see Error Code Parameter.

Error Messages

The LIBxxxx error messages are located in the message file QLIBMMSG in the QSYS library.

Message ID	Error Message Text
LIB9005	Value specified for Maximum size parameter is not valid.
LIB9006	Value specified for Read mode parameter is not valid.
LIB9007	Value specified for Maximum size parameter is too small.
LIB9009	Build information space does not exist, or it is damaged or deleted.
LIB9010	Build information missing or no more build information.
LIB9011	Build information in the space is not complete.
CPF3CF1 E	Error code parameter not valid.
CPF3C90 E	Literal value cannot be changed.
CPF9872 E	Program or service program &1 in library &2 ended. Reason code &3.

API introduced: V2R2

Top | "High-Level Language APIs," on page 1 | APIs by category

Set Space Status (QLYSETS) API

Required Parameter Group:

1	Status
Input	Char(10)
2	Error code
I/O	Char(*)

Default Public Authority: *USE

Threadsafe: No

The Set Space Status (QLYSETS) API sets the status of the space.

When QLYSETS is first called to create the space (if the space does not exist already) or to initialize the space so the information can be written to it by compilers or preprocessors, the Status parameter should be set to *READY. Then QLYSETS writes a special record (called the HEADER record) at the beginning of the space and initializes a status flag in that record to *READY. Now the space is ready to accept records containing build information. Compilers write to the space using the QLYWRTBI API. QLYWRTBI writes records to the space concatenated to each other. QLYRDBI later reads them sequentially in the order in which they are written.

Use the QLYSETS API to set the status flag in the space to *COMPLETE after the information in the space is processed using the QLYRDBI API. This indicates that the information in the space has been processed and the space can be reused.

Authorities and Locks

None

Required Parameter Group

Status INPUT; CHAR(10)

The status for the space.

The possible status values are:

*READY	Initialize the space. If the space does not exist, it is created.
*COMPLETE	Information in the space has been processed. The space can now be used by setting it to *READY with another call to QLYSETS.

Error code

I/O; CHAR(*)

The structure in which to return error information. For the format of the structure, see Error Code Parameter.

Error Messages

Message ID	Error Message Text
LIB9001	Value specified on the Status parameter is not valid.
CPF3CF1 E	Error code parameter not valid.
CPF3C90 E	Literal value cannot be changed.
CPF9872 E	Program or service program &1 in library &2 ended. Reason code &3.

API introduced: V2R2

[Top](#) | [“High-Level Language APIs,” on page 1](#) | [APIs by category](#)

Write Build Information (QLYWRTBI) API

Required Parameter Group:	
1	Buffer
Input	Char(*)
2	Buffer length
Input	Binary(4)
3	Error code
I/O	Char(*)
Default Public Authority: *USE	
Threadsafe: No	

The Write Build Information (QLYWRTBI) API writes one or more records to the space.

QLYWRTBI writes records to the space concatenated to each other. QLYRDBI later reads them sequentially in the order in which they are written.

QLYWRTBI continues to write records to the API space concatenated to previous records written, until QLYSETS is called. See "Record Types" on page 39 for the records that can be written. See "Examples of Records Written" on page 60 for examples of the sequence of records written.

Authorities and Locks

None.

Required Parameter Group

Buffer INPUT; CHAR(*)

A character string containing one or more records of build information.

Buffer length

INPUT; BINARY(4)

The length of the buffer in bytes. The buffer length must be equal to the sum of the lengths of all the concatenated records being passed, otherwise an error occurs.

Error code

I/O; CHAR(*)

The structure in which to return error information. For the format of the structure, see Error Code Parameter.

The first field in each record indicates the record length. This allows all the records to be read sequentially using the QLYRDBI API.

Error Messages

Message ID	Error Message Text
LIB9002	Value specified for the buffer length parameter is not valid.
LIB9003	Value specified for the buffer length parameter is too small.

Message ID	Error Message Text
LIB9004	Record not in correct sequence.
LIB9008	Record has a record type that is not valid.
LIB9009	Build information space does not exist, or it is damaged or deleted.
CPF3CF1 E	Error code parameter not valid.
CPF3C90 E	Literal value cannot be changed.
CPF9872 E	Program or service program &1 in library &2 ended. Reason code &3.


API introduced: V2R2

Top | "High-Level Language APIs," on page 1 | APIs by category

COBOL/400 APIs

The OPM and ILE COBOL/400^(R) APIs let you control run units and error handling.

Refer to Using COBOL Program to Call APIs and Error Handler for Example COBOL Program in the API Examples for illustrations of how to use these APIs.

For a description of how to use the ILE COBOL/400 APIs, refer to the chapter about error and exception handling in the WebSphere Development Studio: ILE COBOL Programmer's Guide  book.

The COBOL/400 APIs are:

- "Change COBOL Main Program (QLRCHGCM) API" on page 8 (QLRCHGCM) lets you create an additional run unit (1) by assigning a different System/36-compatible COBOL, System/38-compatible COBOL, or iSeries OPM COBOL/400 program to serve as a main program.
- "Dump COBOL (QlnDumpCobol) API" on page 10 (QlnDumpCobol) allows you to perform a formatted dump of an ILE COBOL/400 program.
- "Retrieve COBOL Error Handler (QlnRtvCobolErrorHandler) API" on page 12 (QlnRtvCobolErrorHandler) allows you to retrieve the procedure pointer of the current COBOL error-handling procedure.
- "Retrieve COBOL Error Handler (QLRRTVCE) API" on page 13 (QLRRTVCE) allows you to retrieve the name of the current or pending COBOL error-handling program.
- "Set COBOL Error Handler (QLRSETCE) API" on page 15 (QLRSETCE) allows you to specify the identity of a COBOL error-handling program.
- "Set COBOL Error Handler (QlnSetCobolErrorHandler) API" on page 17 (QlnSetCobolErrorHandler) allows you to specify the identity of a COBOL error-handling procedure.

The COBOL/400 exit programs are:

- "ILE COBOL Error-Handling Exit Procedure" on page 35 acts as an error handler for an ILE COBOL/400 program.
- "OPM COBOL Error-Handling Exit Program" on page 37 acts as an error handler for an OPM COBOL program.

Top | "High-Level Language APIs," on page 1 | APIs by category

Change COBOL Main Program (QLRCHGCM) API

Required Parameter	
1	Error code
I/O	Char(*)
Default Public Authority: *USE	
Threadsafe: No	

The Change COBOL Main Program (QLRCHGCM) API allows you to create an additional run unit by assigning a different System/36-compatible COBOL, System/38-compatible COBOL, or iSeries OPM COBOL/400 program to serve as a main program. You can call it from any programming language.

Note: By creating more than one run unit, you cannot treat files, storage, and error conditions differently than you would using an ordinary subprogram.

After you call this API, the next nonactive COBOL program that runs becomes the main program in a new run unit. An active COBOL program is a program that has been called, and is not in its initial state.

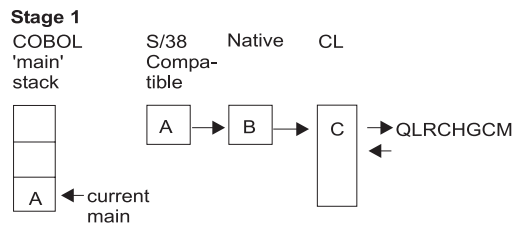
In the following example, System/38-compatible COBOL Program A calls iSeries COBOL/400 Program B. Because Program A is the first COBOL program, it is the main COBOL program.

COBOL Program B is a menu program that calls CL Program C.

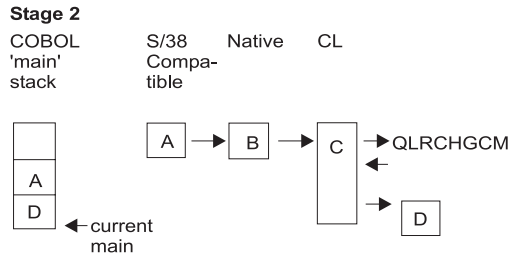
Program C must start a new COBOL application that will pass control back to it, regardless of error conditions. To accomplish this, Program C calls the QLRCHGCM API before calling the new COBOL application.

When program C calls the new COBOL application in the form of Program D, Program D becomes the main program in a new run unit. When Program D's run unit ends, control returns to the original run unit, and Program A becomes the current main program again.

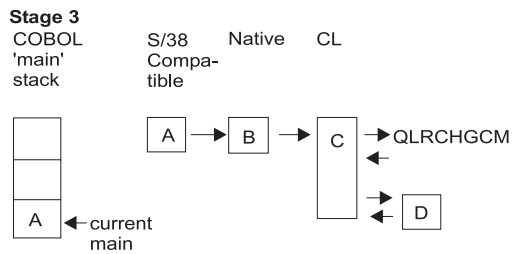
If, at the time a run unit is created, a program is active as a subprogram in an existing run unit, and this program is then called within the new run unit, it will be made available in its last-used state.



COBOL pending
main flag = ON



COBOL pending
main flag = OFF



COBOL pending
main flag = OFF

RBAFX514-0

Required Parameter

Error code

I/O; CHAR(*)

The structure in which to return error information. For the format of the structure, see Error Code Parameter.

Error Messages

Message ID	Error Message Text
CPF3C90 E	Literal value cannot be changed.
LBE7040 E	Format of error code parameter is not correct.

API introduced: V2R2

Top | "High-Level Language APIs," on page 1 | APIs by category

Dump COBOL (QInDumpCobol) API

Required Parameter Group:	
1	Program object name
Input	Char(10)
2	Library name
Input	Char(10)
3	Module object name
Input	Char(10)
4	Program object type
Input	Char(10)
5	Dump type
Input	Char(1)
6	Error code
I/O	Char(*)
Default Public Authority: *USE	
Service Program: QLNRMMAIN	
Threadsafe: No	

The Dump COBOL (QInDumpCobol) API allows you to perform a formatted dump of an ILE COBOL/400 program. You can call it from any ILE program; however, if the calling program is not an ILE COBOL/400 program, only a data dump will be performed. Message CPF955F will be issued if this API is called to dump any module other than those created by the ILE COBOL/400 compiler.

This API provides two types of dumps, a data dump and an extended dump. The data dump contains the following information:

- The name of each variable
- The data type
- The default value
- The hexadecimal value

Note: Only the first 250 characters of the values will be shown in the dump.

The extended dump contains the following additional information:

- The name of each file
- The system name of each file
- External/internal flag
- Open/close status
- Last I/O operation attempted
- Last file status
- Last extended status
- Blocking information
- Blocking factor

- Linage-counter value
- I/O feedback area information
- Open feedback area information

Variable values may only be requested if an active call stack entry exists for the module object specified in the job in which this API is called. Values existing in program static or automatic storage are not accessible by this API unless the program object has a current call stack entry. All variables that were defined by the compiler and stored in the module object's HLL symbol table will be returned.

Also, the module object for which variable information is requested must contain debug data. Thus, the module object must be compiled with a *DBGVIEW option other than *NONE.

Required Parameter Group

Program object name

INPUT; CHAR(10)

The name of the program to be dumped. If this parameter is omitted, the program object name of the caller is used.

Library name

INPUT; CHAR(10)

The name of the library in which the program to be dumped is found. *CURLIB and *LIBL can be specified as valid values to indicate the current library and the library list, respectively. If this parameter is omitted, the library associated with the calling program is used.

Module object name

INPUT; CHAR(10)

The name of the module, within the specified program, to be dumped. If this parameter is omitted, the module object name of the caller is used.

Program object type

INPUT; CHAR(10)

The object type of the program object.

Valid values are:

*PGM	Program object
*SRVPGM	Service program

Dump type

INPUT; CHAR(1)

The type of dump.

Valid values are:

D	Data dump. Gives a dump of the COBOL identifiers.
F	Extended dump. Gives a dump of COBOL identifiers and file-related information.

Error code

I/O; CHAR(*)

The structure in which to return error information. For the format of the structure, see Error Code Parameter.

Error Messages

Message ID	Error Message Text
CPF3C21 E	Format name &1 is not valid.
CPF3C90 E	Literal value cannot be changed.
CPF3CF1 E	Error code parameter not valid.
CPF3CF2 E	Error(s) occurred during running of &1 API.
CPF9549 E	Error addressing API parameter.
CPF954F E	Module &1 not found.
CPF955F E	Program &1 not a bound program.
CPF9562 E	Module &1 cannot be debugged.
CPF956D E	Parameter does not match on continuation request.
CPF956E E	Program language of module not supported.
CPF956F E	Continuation handle parameter not valid.
CPF9573 E	Program type parameter not valid.
CPF9574 E	Call stack entry does not exist.
CPF9579 E	Data option specified not valid.
CPF9801 E	Object &2 in library &3 not found.
CPF9802 E	Not authorized to object &2 in &3.
CPF9803 E	Cannot allocate object &2 in library &3.
CPF9809 E	Library &1 cannot be accessed.
CPF9810 E	Library &1 not found.
CPF9820 E	Not authorized to use library &1.

API introduced: V3R6

Top | "High-Level Language APIs," on page 1 | APIs by category

Retrieve COBOL Error Handler (QlnRtvCobolErrorHandler) API

Required Parameter Group:

1 Current error-handling exit procedure pointer

Output Anyptr

2 Error code

I/O Char(*)

Default Public Authority: *USE

Service Program: QLNRMMAIN

Threadsafe: No

The Retrieve COBOL Error Handler (QlnRtvCobolErrorHandler) API allows you to retrieve the procedure pointer of the current COBOL error-handling procedure. You can call it from any ILE programming language; however, this API only retrieves the procedure pointer of the error handling program that is called when an error occurs in an ILE COBOL/400 program.

Required Parameter Group

Current error-handling exit procedure pointer
OUTPUT; ANYPTR

Valid values are:

NULL No current error-handling procedure found.
procedure-pointer The procedure pointer of the error handler.

Error code

I/O; CHAR(*)

The structure in which to return error information. For the format of the structure, see Error code parameter.

Error Messages

Message ID	Error Message Text
CPF3C90 E	Literal value cannot be changed.
LNR7074 E	Error code not valid.
LNR7075 E	Error addressing API parameters.

API introduced: V2R1.1

[Top](#) | [“High-Level Language APIs,” on page 1](#) | [APIs by category](#)

Retrieve COBOL Error Handler (QLRRTVCE) API

Required Parameter Group:

1 Current or pending error-handling exit program name

Output Char(20)

2 Scope of error-handling exit program

Input Char(1)

3 Error code

I/O Char(*)

Default Public Authority: *USE

Threadsafe: No

The Retrieve COBOL Error Handler (QLRRTVCE) API allows you to retrieve the name of the current or pending COBOL error-handling program. You can call it from any programming language; however, this API only retrieves the name of the error handling program that is called when an error occurs in an OPM COBOL/400 program.

Required Parameter Group

Current or pending error-handling exit program name

OUTPUT; CHAR(20)

The qualified name of the error-handling program for the current or pending COBOL run unit.

The 20 characters of this parameter are:

1-10

The name of the program object.
Valid values are:

*NONE No user-defined COBOL error handler has been set.

program-name

The name of the error-handling program.

11-20

The library where the program object existed.
The valid value is:

library-name

The library where the program object existed.

Scope of error-handling exit program

INPUT; CHAR(1)

The program can apply to a current or pending run unit.

Valid values are:

C

Current COBOL run unit

P

Pending COBOL run unit

Error code

I/O; CHAR(*)

The structure in which to return error information. For the format of the structure, see Error Code Parameter.

Error Messages

Message ID	Error Message Text
CPF3C90 E	Literal value cannot be changed.
LBE7040 E	Format of error code parameter is not correct.
LBE7051 E	Scope parameter not valid.
LBE7052 E	Run unit specified for error handler does not exist.
LBE7055 E	Severe error while addressing parameter list. The API did not complete.

API introduced: V3R6

[Top](#) | ["High-Level Language APIs," on page 1](#) | [APIs by category](#)


Set COBOL Error Handler (QLRSETCE) API

Required Parameter Group:	
1	Error-handling exit program name
Input	Char(20)
2	Scope of error-handling program
Input	Char(1)
3	New error-handling exit program library
Output	Char(10)
4	Current or pending error-handling exit program name
Output	Char(20)
5	Error code
I/O	Char(*)
	Default Public Authority: *USE
Threadsafe: No	

The Set COBOL Error Handler (QLRSETCE) API allows you to specify the identity of a COBOL error-handling program. You can call it from any programming language; however, this API only sets the name of the error handling program that is called when an error occurs in an OPM COBOL/400 program.

After you call this API, any COBOL/400 program that issues an inquiry message with options C, D, or F will first call the defined error-handling program. This program receives the message identification and substitution text, as well as the name of the program that received it, and a list of valid one-character responses. The defined program is responsible for returning a one-character code (blank, C, D, F, or G) indicating whether the COBOL program should continue or not.

Note: All messages issued by the operating system during the running of a COBOL program are monitored by the COBOL program. Only some of the system messages issued will result in a COBOL inquiry message.

For more information about error handling and the issuing of COBOL inquiry messages, see the chapter on error handling in the WebSphere Development Studio: ILE COBOL Programmer's Guide  book.

You can define a different error-handling program for each COBOL run unit, but when a new COBOL run unit starts, it uses the error-handling program from the previous run unit.

Only one error-handling program can be active at a time. If an error occurs in the error-handling program, the COBOL program does not call the error-handling program again. (In other words, recursive calls do not occur.) Instead, the inquiry message would be issued as if no error-handling program were defined.

You cannot change the name of the error-handling program while it is responding to an error in a COBOL program.

If an error occurs during the calling of the error-handling program, an informational message (LBE7430) is issued, and processing continues as if no error-handling program were defined.

The error-handling program is defined by the user. The parameters are described under “OPM COBOL Error-Handling Exit Program” on page 37.

Required Parameter Group

Error-handling exit program name

INPUT; CHAR(20)

The qualified name of the error-handling program.

The 20 characters of this parameter are:

1-10

The name of the program object.

Valid values are:

**NONE* No user-defined COBOL error-handling program exists.

program-name

The name of the error-handling program. The name can be an extended one.

11-20

The library where the program object exists.

Valid values are:

**CURLIB*

The current library is used.

**LIBL*

The API searches the library list to find the object.

library-name

The name of the library where the program object exists. The name can be an extended one.

Scope of error-handling program

INPUT; CHAR(1)

The program can apply to a current or pending run unit.

Valid values are:

C

Current COBOL run unit

P

Pending COBOL run unit

New error-handling exit program library

OUTPUT; CHAR(10)

The library where the program object exists. If **CURLIB* or **LIBL* was specified for the error-handling exit program name parameter, the library returned for this parameter shows the library where the program was found. If **CURLIB* or **LIBL* was not specified, the library returned here should be the same as character 11 through 20 of the error-handling exit program name parameter.

Valid value is:

library-name

The library where the program object exists.

Current or pending error-handling exit program name

OUTPUT; CHAR(20)

The qualified name of the error-handling program that was in place before the current error-handling program was set.

The 20 characters of this parameter are:

1-10

The name of the previous error-handling program object.
Valid values are:

*NONE No previous current or pending error-handling program existed.

program-name

The name of the error-handling program.

11-20

The library where the previous error-handling program object existed.

Valid value is:

library-name

The library where the previous error-handling program object existed.

Error code

I/O; CHAR(*)

The structure in which to return error information. For the format of the structure, see Error Code Parameter.

Error Messages

Message ID	Error Message Text
CPF3C90 E	Literal value cannot be changed.
LBE7040 E	Format of error code parameter is not correct.
LBE7050 E	Error handler is already responding to an error in the same run unit.
LBE7051 E	Scope parameter not valid.
LBE7052 E	Run unit specified for error handler does not exist.
LBE7055 E	Severe error while addressing parameter list.The API did not complete.
LBE7060 E	Error in program name or availability.
LBE7061 E	Error in library name or availability.
LBE7062 E	Error in library list.

API introduced: V3R6

Top | "High-Level Language APIs," on page 1 | APIs by category

Set COBOL Error Handler (QInSetCobolErrorHandler) API

Required Parameter Group:

1	New error-handling exit procedure pointer
Input	Anyptr
2	Current error-handling exit procedure pointer
Output	Anyptr
3	Error code
I/O	Char(*)
	Default Public Authority: *USE
	Threadsafe: No

The Set COBOL Error Handler (QlnSetCobolErrorHandler) API allows you to specify the identity of a COBOL error-handling procedure. You can call it from any ILE programming language; however, this API only sets the procedure pointer of the error-handling program that is called when an error occurs in an ILE COBOL/400 program.

After you call this API, any ILE COBOL/400 program that issues an inquiry message with options C, D, or F will first call the defined error-handling procedure. This procedure receives the message identification and substitution text, as well as the name of the program that received it, and a list of valid 1-character responses. The defined procedure is responsible for returning a 1-character code (blank, C, D, F, or G) indicating whether the COBOL program should continue or not.

Note: All messages issued by the operating system during the running of a COBOL program are monitored by the COBOL program. Only some of the system messages issued will result in a COBOL inquiry message.

You can define a different error-handling procedure for each activation group.

Only one ILE error-handling procedure can be active at a time. If an error occurs in the error-handling procedure, the COBOL program does not call the error-handling procedure again. (In other words, recursive calls do not occur.) Instead, the inquiry message would be issued as if no error-handling procedure were defined.

You cannot change the error-handling procedure while it is responding to an error in a COBOL program.

If an error occurs during the calling of the error-handling procedure, an informational message (LNR7430) is issued, and processing continues as if no error-handling procedure were defined.

The error-handling procedure is defined by the user. The parameters are described under “ILE COBOL Error-Handling Exit Procedure” on page 35.

Required Parameter Group

New error-handling exit procedure pointer

INPUT; ANYPTR

The pointer to the new error-handling procedure that you want to set.

Current error-handling exit procedure pointer

OUTPUT; ANYPTR

The pointer to the error-handling procedure that was in place before the new error-handling procedure was set.

Valid values are:

<i>NULL</i>	No current error-handling exit procedure was found.
<i>procedure-pointer</i>	The pointer to the error-handling procedure.

Error code

I/O; CHAR(*)

The structure in which to return error information. For the format of the structure, see Error code parameter.

Error Messages

Message ID	Error Message Text
CPF3C90 E	Literal value cannot be changed.

Message ID	Error Message Text
LNR7074 E	Error code not valid.
LNR7075 E	Error addressing API parameters.
LNR7077 E	Procedure reference not valid.

















API introduced: V2R2























Top | "High-Level Language APIs," on page 1 | APIs by category

ILE C/C++ Run-Time Library Functions

The ILE C/C++ run-time library provides functions that can be used when programming ILE C and C++ application programs.




















The ILE C/C++ run-time library functions are:




















- Access function arguments  (`va_end()`) accesses the arguments to a function when it takes a fixed number of required arguments and a variable number of optional arguments.
- Access function arguments  (`va_arg()`) accesses the arguments to a function when it takes a fixed number of required arguments and a variable number of optional arguments.
- Access function arguments  (`va_start()`) accesses the arguments to a function when it takes a fixed number of required arguments and a variable number of optional arguments.
- Acquire a program device  (`_Racquire()`) acquires the program device specified by the `dev` parameter and associates it with the file specified by `fp`.
- Adjust current file position  (`rewind()`) repositions the file pointer associated with stream to the beginning of the file.
- Associates stream with file descriptor  (`fdopen()`) associates an input or output stream with the file that is identified by handle.
- Calculate absolute value of long and long long integer  (`labs()`) produces the absolute value of its long integer argument `n`.
- Calculate absolute value of long and long long integer  (`llabs()`) returns the absolute value of its long long integer operand.
- Calculate arccosine  (`acos()`) calculates the arccosine of `x`, expressed in radians, in the range 0 to pi.
- Calculate arcsine  (`asin()`) calculates the arcsine of `x`, in the range $-\pi/2$ to $\pi/2$ radians.
- Calculate arctangent  (`atan()`) calculates the arctangent of `x`.
- Calculate Arctangent  (`atan2()`) calculate the arctangent of `y/x`.
- Calculate base 10 logarithm  (`log10()`) calculates the base 10 logarithm of `x`.
- Calculate cosine  (`cos()`) calculates the cosine of `x`.
- Calculate error functions  (`erfc()`) computes the value of $1.0 - \text{erf}(x)$.
- Calculate error functions  (`erf()`) calculates an error function.

























- Calculate exponential function  (`exp()`) calculates the exponential value of a floating-point argument x (e^x , where e equals 2.718281828...).
- Calculate floating-point absolute value  (`fabs()`) calculates the absolute value of the floating-point argument x .
- Calculate floating-point remainder  (`fmod()`) calculates the floating-point remainder of x/y .
- Calculate hyperbolic cosine  (`cosh()`) calculates the hyperbolic cosine of x .
- Calculate hyperbolic sine  (`sinh()`) calculates the hyperbolic sine of x , with x expressed in radians.
- Calculate hyperbolic tangent  (`tanh()`) calculates the hyperbolic tangent of x , where x is expressed in radians.
- Calculate hypotenuse  (`hypot()`) calculates the length of the hypotenuse of a right-angled triangle based on the lengths of two sides `side1` and `side2`.
- Calculate integer absolute value  (`abs()`) returns the absolute value of an integer argument n .
- Calculate length of wide-character string  (`wcslen()`) computes the number of wide characters in the string pointed to by `string`.
- Calculate natural logarithm  (`log()`) calculates the natural logarithm (base e) of x .
- Calculate quotient and remainder  (`div()`) calculates the quotient and remainder of the division of numerator by denominator.
- Calculate sine  (`sin()`) calculates the sine of x , with x expressed in radians.
- Calculate square root  (`sqrt()`) calculates the nonnegative value of the square root of x .
- Calculate Tangent  (`tan()`) calculates the tangent of x , where x is expressed in radians.
- Change data area  (`QXXCHGDA()`) allows you to change the data area specified by `dtaname`, starting at position `offset`, with the data in the user buffer pointed to by `dtaptr` of length `len`.
- Change reserved storage block size  (`realloc()`) changes the size of a previously reserved storage block.
- Change/Add environment variables  (`putenv()`) sets the value of an environment variables by altering an existing variable or creating a new one.
- Close a file  (`_Rclose()`) closes the file specified by `fp`.
- Close message catalog  (`catclose()`) closes the previously opened message catalog that is identified by `catd`.
- Close stream  (`fclose()`) closes a stream pointed to by `stream`.
- Commit current record  (`_Rcommit()`) completes the current transaction for the job that calls it and establishes a new commitment boundary.
- Compare buffers  (`memcmp()`) compares the first count bytes of `buf1` and `buf2`.



















- Compare bytes  (`memicmp()`) compares the first `cnt` bytes of `buf1` and `buf2` without regard to the case of letters in the two buffers.
- Compare strings  (`strncmp()`) compares `string1` and `string2` to the maximum of `count`.
- Compare strings  (`strcoll()`) compares two strings using the collating sequence that is specified by the program's locale.
- Compare strings  (`strcmp()`) compares `string1` and `string2`.
- Compare strings without case sensitivity  (`strcasemp()`) compares `string1` and `string2` without sensitivity to case.
- Compare strings without case sensitivity  (`strcmpi()`) compares `string1` and `string2` without sensitivity to case.
- Compare strings without case sensitivity  (`stricmp()`) compares `string1` and `string2` without sensitivity to case.
- Compare strings without case sensitivity  (`strncasemp()`) compares up to `count` characters of `string1` and `string2` without sensitivity to case.
- Compare substrings without case sensitivity  (`strnicmp()`) compares, at most, the first `n` characters of `string1` and `string2` without sensitivity to case.
- Compare wide character strings without case sensitivity  (`_wcsnicmp()`) compares up to `count` characters of `string1` and `string2` without sensitivity to case.
- Compare wide character strings without case sensitivity  (`_wcsicmp()`) compares `string1` and `string2` without sensitivity to case.
- Compare wide-character buffers  (`wmemcmp()`) compares the first `n` wide characters of the object pointed to by `s1` to the first `n` wide characters of the object pointed to by `s2`.
- Compare wide-character strings  (`wcscmp()`) compares two wide-character strings.
- Compare wide-character strings  (`wcsncmp()`) compares up to `count` wide characters in `string1` to `string2`.
- Compile regular expression  (`regcomp()`) compiles the source regular expression pointed to by `pattern` into an executable version and stores it in the location pointed to by `preg`.
- Compute power  (`pow()`) calculates the value of `x` to the power of `y`.
- Compute time difference  (`difftime()`) computes the difference in seconds between `time2` and `time1`.
- Concatenate strings  (`strncat()`) appends the first `count` characters of `string2` to `string1` and ends the resulting string with a null character.
- Concatenate strings  (`strcat()`) concatenates `string2` to `string1` and ends the resulting string with the null character.
- Concatenate wide-character strings  (`wcsncat()`) appends up to `count` wide characters from `string2` to the end of `string1`, and appends a `wchar_t` null character to the result.




















- Concatenate wide-character strings  (`wscat()`) appends a copy of the string pointed to by `string2` to the end of the string pointed to by `string1`.
- Control buffering  (`setbuf()`) controls buffering for the specified stream, if the operating system supports user-defined buffers.
- Control buffering  (`setvbuf()`) allows control over the buffering strategy and buffer size for a specified stream.
- Convert a multibyte character to a wide character (restartable)  (`mbsrtowcs()`) converts a sequence of multibyte characters that begins in the conversion state described by `ps` from the array indirectly pointed to by `src` into a sequence of corresponding wide characters.
- Convert a multibyte character to a wide character (restartable)  (`mbrtowc()`) is the restartable version of the `mbtowc()` function.
- Convert a multibyte string to a wide character string (restartable)  (`mbstowcs()`) determines the length of the sequence of the multibyte characters pointed to by `string`.
- Convert a wide character to a multibyte character (restartable)  (`wcrtomb()`) converts a wide character to a multibyte character.
- Convert character  (`toascii()`) determines to what character `c` would be mapped to in a 7-bit US-ASCII locale and returns the corresponding EBCDIC encoding in the current locale.
- Convert character case  (`tolower()`) converts the uppercase letter `C` to the corresponding lowercase letter.
- Convert character case  (`toupper()`) converts the lowercase letter `c` to the corresponding uppercase letter.
- Convert character string to double  (`strtod()`) converts a character string to a double-precision value.
- Convert character string to float  (`atof()`) converts a character string to a double-precision floating-point value.
- Convert character string to integer  (`atoi()`) converts a character string to an integer value.
- Convert character string to long and long long integer  (`strtol()`) converts a character string to a long integer value.
- Convert character string to long and long long integer  (`strtoll()`) converts a character string to a long long integer value.
- Convert character string to long or long long integer  (`atoll()`) converts a character string to a long long value.
- Convert character string to long or long long integer  (`atol()`) converts a character string to a long value.
- Convert character string to unsigned long and unsigned long long integer  (`strtoull()`) converts a character string to an unsigned long long integer value.





















- Convert character string to unsigned long and unsigned long long integer  (strtol()) converts a character string to an unsigned long integer value.
- Convert date/time to string  (strftime()) places bytes into the array pointed to by s as controlled by the string pointed to by format.
- Convert double to packed decimal  (QXXDTOP()) converts the double value specified in value to a packed decimal number with digits total digits, and fraction fractional digits.
- Convert double to zoned decimal  (QXXDTOZ()) converts the double value specified in value to a zoned decimal number with digits total digits, and fraction fractional digits.
- Convert floating-point to string  (_gcvf()) converts a floating-point value to a character string pointed to by buffer.
- Convert integer to packed decimal  (QXXITOP()) converts the integer specified in value to a packed decimal number with digits total digits, and fraction fractional digits.
- Convert integer to string  (_itoa()) converts the digits of the given value to a character string that ends with a null character and stores the result in string.
- Convert integer to zoned decimal  (QXXITOZ()) converts the integer specified in value to a zoned decimal number with digits total digits, and fraction fractional digits.
- Convert local time  (mktime()) converts local time, stored as a tm structure pointed to by time, into a time_t structure suitable for use with other time functions.
- Convert long integer to string  (_ltoa()) converts the digits of the given long integer value to a character string that ends with a null character and stores the result in string.
- Convert monetary value to string  (strfmon()) places characters into the array pointed to by s as controlled by the string pointed to by format.
- Convert multibyte character to a wide character  (mbtowc()) determines the length of the multibyte character pointed to by string.
- Convert packed decimal to double  (QXXPTOD()) converts a packed decimal number to a double.
- Convert packed decimal to integer  (QXXPTOI()) converts a packed decimal number to an integer.
- Convert single byte to wide character  (btowc()) converts the single byte value c to the wide-character representation of c.
- Convert string to date/time  (strptime()) converts the character string pointed to by buf to values that are stored in the tm structure pointed to by tm, using the format specified by format.
- Convert time  (gmtime()) breaks down the time value, in seconds, and stores it in a tm structure, defined in <time.h>.
- Convert time  (localtime()) converts a time value, in seconds, to a structure of type tm.
- Convert time (restartable)  (localtime_r()) converts a time value, in seconds, to a structure of type tm.
















- Convert time (restartable)  (`gmtime_r()`) breaks down the time value, in seconds, and stores it in a `tm` structure, defined in `<time.h>`.
- Convert time to a character string (restartable)  (`ctime_r()`) is the restartable version of the `ctime()` function.
- Convert time to a character string (restartable)  (`asctime_r()`) converts time, stored as a structure pointed to by `tm`, to a character string.
- Convert time to character string  (`ctime()`) converts the time value pointed to by `time` to local time in the form of a character string.
- Convert time to character string  (`asctime()`) converts time, stored as a structure pointed to by `time`, to a character string.
- Convert to formatted date and time  (`wcsftime()`) converts the time and date specification in the `timeptr` structure into a wide-character string.
- Convert unsigned long integer to string  (`_Ulltoa()`) converts the digits of the given unsigned long value to a character string that ends with a null character and stores the result in `string`.
- Convert wide character case  (`towupper()`) converts the uppercase character `wc` to the corresponding lowercase letter.
- Convert wide character case  (`towlower()`) converts the lowercase character `wc` to the corresponding uppercase letter.
-  Convert wide character string to date/time  (`wcsptime()`) converts the wide character string pointed to by `buf` to values that are stored in the `tm` structure pointed to by `tm`, using the format specified by `format`. 
- Convert wide character string to long and long long integer  (`wcstol()`) converts the initial portion of the wide-character string pointed to by `nptr` to a long integer value.
- Convert wide character string to long and long long integer  (`wcstoll()`) converts a wide-character string to a long long integer.
- Convert wide character string to multibyte string (restartable)  (`wcsrtombs()`) converts a sequence of wide characters from the array indirectly pointed to by `src` into a sequence of corresponding multibyte characters that begins in the shift state described by `ps`.
- Convert wide character string to unsigned long and unsigned long long integer  (`wcstoull()`) converts a wide-character string to an unsigned long long integer.
- Convert wide character string to unsigned long and unsigned long long integer  (`wcstoul()`) converts the initial portion of the wide-character string pointed to by `nptr` to an unsigned long integer value.
- Convert wide character to byte  (`wctob()`) determines whether `wc` corresponds to a member of the extended character set, whose multibyte character has a length of 1 byte when in the initial shift state.
- Convert wide character to multibyte character  (`wctomb()`) converts the `wchar_t` value of `character` into a multibyte array pointed to by `string`.
































- Convert wide-character string to double  (`wcstod()`) converts the initial portion of the wide-character string pointed to by `nptr` to a double value.
- Convert wide-character string to multibyte string  (`wcstombs()`) converts the wide-character string pointed to by `string` into the multibyte array pointed to by `dest`.
- Convert zoned decimal to double  (`QXXZTOD()`) converts to a double, the zoned decimal number (with `digits` total digits, and `fraction` fractional digits) pointed to by `zptr`.
- Convert zoned decimal to integer  (`QXXZTOI()`) converts to an integer, the zoned decimal number (with `digits` total digits, and `fraction` fractional digits) pointed to by `zptr`.
- Copy bytes  (`memcpy()`) copies `count` bytes of `src` to `dest`.
- Copy bytes  (`memmove()`) copies `count` bytes of `src` to `dest`.
- Copy strings  (`strcpy()`) copies `string2`, including the ending null character, to the location that is specified by `string1`.
- Copy strings  (`strncpy()`) copies `count` characters of `string2` to `string1`.
- Copy wide-character buffer  (`wmemmove()`) copies `n` wide characters from the object pointed to by `s2` to the object pointed to by `s1`.
- Copy wide-character buffer  (`wmemcpy()`) copies `n` wide characters from the object pointed to by `s2` to the object pointed to by `s1`.
- Copy wide-character strings  (`wcscpy()`) copies the contents of `string2` (including the ending `wchar_t` null character) into `string1`.
- Copy wide-character strings  (`wcsncpy()`) copies up to `count` wide characters from `string2` to `string1`.
- Create temporary file  (`tmpfile()`) creates a temporary binary file.
- Delete a record  (`_Rdelete()`) deletes the record that is currently locked for update in the file specified by `fp`.
- Delete file  (`remove()`) deletes the file specified by `filename`.
-  Determine amount of teraspace memory used  (`_C_TS_malloc_info()`) determines the amount of teraspace memory used and returns the informatoin within the given `output_record` structure 
-  Determine amount of teraspace memory used (with optional dumps and verification)  (`_C_TS_malloc_debug()`) determines the amount of teraspace memory used and returns the information within the given `output_record` structure 
- Determine current time  (`time()`) determines the current calendar time, in seconds.
- Determine file handle  (`fileno()`) determines the file handle that is currently associated with stream.
- Determine length of a multibyte character  (`mblen()`) determines the length in bytes of the multibyte character pointed to by `string`.

- Determine length of a multibyte character (restartable)  (`mbrlen()`) determines the length of a multibyte character.
- Determine processor time  (`clock()`) returns an approximation of the processor time used by the program since the beginning of an implementation-defined time-period that is related to the process invocation.
- Determine stream orientation  (`fwide()`) determines the orientation of the stream pointed to by stream.
- Determine string length  (`strlen()`) determines the length of string excluding the ending null character.
- Determine the display width of a wide character  (`wcwidth()`) determines the number of printing positions that a graphic representation of `wc` occupies on a display device.
- Determine the display width of a wide character string  (`wcswidth()`) determines the number of printing positions that a graphic representation of `n` wide characters in the wide string pointed to by `wcs` occupies on a display device.
- Duplicate string  (`strdup()`) reserves storage space for a copy of string by calling `malloc`.
- End program  (`exit()`) returns control to the host environment from the program.
- Execute a command  (`system()`) passes the given string to the CL command processor for processing.
- Execute compiled regular expression  (`regexec()`) compares the null-ended string against the compiled regular expression `preg` to find a match between the two.
- Find characters in string  (`strpbrk()`) locates the first occurrence in the string pointed to by `string1` of any character from the string pointed to by `string2`.
- Find integer \leq argument  (`floor()`) calculates the largest integer that is less than or equal to `x`.
- Find integer \geq argument  (`ceil()`) computes the smallest integer that is greater than or equal to `x`.
- Find offset of first character match  (`strcspn()`) finds the first occurrence of a character in `string1` that belongs to the set of characters that is specified by `string2`.
- Find offset of first non-matching character  (`strspn()`) finds the first occurrence of a character in `string1` that is not contained in the set of characters that is specified by `string2`.
- Find offset of first non-matching wide character  (`wcspn()`) computes the number of wide characters in the initial segment of the string pointed to by `string1`, which consists entirely of wide characters from the string pointed to by `string2`.
- Find offset of first wide-character match  (`wcscspn()`) determines the number of `wchar_t` characters in the initial segment of the string pointed to by `string1` that do not appear in the string pointed to by `string2`.
- Force the end-of-data  (`_Rfeod()`) forces an end-of-data condition for a device or member associated with the file specified by `fp`.





















- Force the end-of-file  (`_Rfeov()`) forces an end-of-volume condition for a tape file that is associated with the file that is specified by `fp`.
- Format and write wide characters to buffer  (`vswprintf()`) formats and stores a series of wide characters and values in the buffer `wcsbuffer`.
- Format and write wide characters to buffer  (`swprintf()`) formats and stores a series of wide characters and values into the wide-character buffer `wcsbuffer`.
- Format argument data as wide characters and print  (`vwprintf()`) is equivalent to the `wprintf()` function, except that the variable argument list is replaced by `arg`, which the `va_start` macro (and possibly subsequent `va_arg` calls) will have initialized.
- Format argument data as wide characters and write to a stream  (`vfwprintf()`) is equivalent to the `fwprintf()` function, except that the variable argument list is replaced by `arg`, which the `va_start` macro (and possibly subsequent `va_arg` calls) will have initialized.
- Format data as wide characters and print  (`wprintf()`) is equivalent to `fwprintf(stdout,format,...)`.
- Format data as wide characters and write to a stream  (`fwprintf()`) writes output to the stream pointed to by `stream`, under control of the wide string pointed to by `format`.
- Free memory for regular expression  (`regfree()`) frees any memory that was allocated by the `regcomp()` function to implement the regular expression `preg`.
- Gamma function  (`gamma()`) computes the natural logarithm of the absolute value of $G(x)$ ($\ln(|G(x)|)$).
- Get current position  (`ftell()`) finds the current position of the file associated with `stream`.
- Get current position  (`ftello()`) finds the current position of the file associated with `stream`.
- Get device attributes  (`_Rdevatr()`) returns a pointer to a copy of the device attributes feedback area for the file pointed to by `fp`, and the device specified by `dev`.
- Get exception data  (`_GetExcData()`) returns information about the current exception from within a C signal handler.
- Get file position  (`fgetpos()`) stores the current position of the file pointer that is associated with `stream` into the object pointed to by `pos`.
- Get handle for character mapping  (`wctrans()`) constructs a value with type `wctrans_t`.
- Get handle for character property classification  (`wctype()`) determines values of `wctype_t` according to rules of the coded character set that are defined by character type information in the program's locale (category `LC_CTYPE`).
- Get wide character from stdin  (`getwchar()`) reads the next multibyte character from `stdin`, converts it to a wide character, and advances the associated file position indicator for `stdin`.
- Handle interrupt signals  (`signal()`) allows a program to choose one of several ways to handle an interrupt signal from the operating system or from the `raise()` function.
- Handle to a C session  (`_C_Get_Ssn_Handle()`) Returns a handle to the C session for use with Dynamic Screen Manager (DSM) APIs.





















- Language collation string comparison  (`wscoll()`) compares the wide-character strings pointed to by `wcs1` and `wcs2`, both interpreted as appropriate to the `LC_COLLATE` category of the current locale.
- Locate last occurrence of character in string  (`strrchr()`) finds the last occurrence of `c` (converted to a character) in `string`.
- Locate last occurrence of wide character in string  (`wcsrchr()`) locates the last occurrence of character in the string pointed to by `string`.
- Locate substring  (`strstr()`) finds the first occurrence of `string2` in `string1`.
- Locate wide character in wide-character buffer  (`wmemchr()`) locates the first occurrence of `c` in the initial `n` wide characters of the object pointed to by `s`.
- Locate wide characters in string  (`wcspbrk()`) locates the first occurrence in the string pointed to by `string1` of any wide character from the string pointed to by `string2`.
- Locate wide-character substring  (`wcswcs()`) locates the first occurrence of `string2` in the wide-character string pointed to by `string1`.
- Locate wide-character substring  (`wcsstr()`) locates the first occurrence of `wcs2` in `wcs1`.
- Multiply by a power of two  (`ldexp()`) calculates the value of $x \cdot (2^{\text{exp}})$.
- Obtain I/O feedback information  (`_Riobufk()`) returns a pointer to a copy of the I/O feedback area for the file that is specified by `fp`.
- Obtain open feedback information  (`_Ropnfbk()`) returns a pointer to a copy of the open feedback area for the file that is specified by `fp`.
- Open a record file for I/O operations  (`_Ropen()`) opens the record file specified by `filename` according to the mode parameter, which may be followed by optional parameters, if the `varparm` keyword parameter is specified in the mode parameter.
- Open files  (`fopen()`) opens the file that is specified by `filename`.
- Open files  (`wfopen()`) accepts file name and mode as wide characters and assumes `CCSID 13488` if neither `CCSID` nor `codepage` keyword is specified.
- Open message catalog  (`catopen()`) opens a message catalog, which must be done before a message can be retrieved.
- Perform long and long long division  (`ldiv()`) calculates the quotient and remainder of the division of numerator by denominator.
- Perform long and long long division  (`lldiv()`) computes the quotient and remainder of the numerator parameter by the denominator parameter.
- Position a record  (`_Rlocate()`) positions to the record in the file associated with `fp` and specified by the `key`, `klen_rrn` and `opts` parameters.
- Preserve environment  (`setjmp()`) saves a stack environment that can subsequently be restored by the `longjmp()` function.
- Print argument data  (`vprintf()`) formats and prints a series of characters and values to `stdout`.




















- Print argument data to buffer  (`vsnprintf()`) formats and stores a series of characters and values in the buffer target-string.
- Print argument data to stream  (`vfprintf()`) formats and writes a series of characters and values to the output stream.
- Print error message  (`perror()`) prints an error message to `stderr`.
- Print formatted characters  (`printf()`) formats and prints a series of characters and values to the standard output stream `stdout`.
- Print formatted data to buffer  (`sprintf()`) formats and stores a series of characters and values in the array buffer.
- Print formatted data to buffer  (`snprintf()`) formats and stores a series of characters and values in the array buffer.
- Produce temporary file name  (`tmpnam()`) produces a valid file name that is not the same as the name of any existing file.
- Provide information on last I/O operation  (`_Rupfb()`) updates the feedback structure associated with the file specified by `fp` with information about the last I/O operation.
- Push character onto input stream  (`ungetc()`) pushes the unsigned character `c` back onto the given input stream.
- Push wide character onto input stream  (`ungetwc()`) pushes the wide character `wc` back onto the input stream.
- Read a character  (`getc()`) reads a single character from the current stream position and advances the stream position to the next character.
- Read a character  (`fgetc()`) reads a single unsigned character from the input stream at the current position and increases the associated file pointer, if any, so that it points to the next character.
- Read a character  (`getchar()`) reads a single character from the current stream position and advances the stream position to the next character.
- Read a line  (`gets()`) reads a line from the standard input stream `stdin` and stores it in buffer.
- Read a record by key  (`_Rreadk()`) reads the record in the keyed access path that is currently being used for the file that is associated with `fp`.
- Read a record by relative record number  (`_Rreadd()`) reads the record that is specified by `rrn` in the arrival sequence access path for the file that is associated with `fp`.
- Read a string  (`fgets()`) reads characters from the current stream position up to and including the first new-line character (`\n`), up to the end of the stream, or until the number of characters read is equal to `n-1`, whichever comes first.
- Read data  (`sscanf()`) reads data from buffer into the locations that are given by argument-list.
- Read data  (`scanf()`) reads data from the standard input stream `stdin` into the locations that is given by each entry in argument-list.

- Read data from stream using wide character  (`fwscanf()`) reads input from the stream pointed to by stream, under control of the wide string pointed to by format.
- Read data using wide-character format string  (`wscanf()`) is equivalent to the `fwscanf()` function with the argument `stdin` interposed before the arguments of the `wscanf()` function.
-  Read formatted data  (`vsscanf()`) reads data from a buffer into locations specified by a variable number of arguments .
-  Read formatted data  (`vfscanf()`) reads data from a stream into locations specified by a variable number of arguments .
-  Read formatted data  (`vscanf()`) reads data from `stdin` into locations specified by a variable number of arguments .
- Read formatted data  (`fscanf()`) reads data from the current position of the specified stream into the locations that are given by the entries in argument-list, if any.
-  Read formatted wide character data  (`vwscanf()`) reads wide data from `stdin` into locations specified by a variable number of arguments .
-  Read formatted wide character data  (`vfwscanf()`) reads wide data from a buffer into locations specified by a variable number of arguments .
-  Read formatted wide character data  (`fwfwscanf()`) reads wide data from a stream into locations specified by a variable number of arguments .
- Read from an invited device  (`_Readindv()`) reads data from an invited device.
- Read items  (`fread()`) reads up to count items of size length from the input stream and stores them in the given buffer.
- Read the first record  (`_Readf()`) reads the first record in the access path that is currently being used for the file specified by `fp`.
- Read the last record  (`_Readl()`) reads the last record in the access path currently being used for the file specified by `fp`.
- Read the next changed record in a subfile  (`_Readnc()`) reads the next changed record from the current position in the subfile that is associated with `fp`.
- Read the next record  (`_Readn()`) reads the next record in the access path that is currently being used for the file that is associated with `fp`.
- Read the previous record  (`_Readp()`) reads the previous record in the access path that is currently being used for the file that is associated with `fp`.
- Read the same record  (`_Reads()`) reads the current record in the access path that is currently being used for the file that is associated with `fp`.
- Read wide character data  (`swscanf()`) specifies a wide string from which the input is to be obtained, rather than from a stream.
- Read wide character from stream  (`getwc()`) reads the next multibyte character from stream, converts it to a wide character, and advances the associated file position indicator for stream.

- Read wide character from stream  (`fgetwc()`) reads the next multibyte character from the input stream pointed to by stream, converts it to a wide character, and advances the associated file position indicator for the stream (if defined).
- Read wide-character string from stream  (`fgetws()`) reads at most one less than the number of wide characters specified by `n` from the stream pointed to by stream.
- Record program ending function  (`atexit()`) records the function, pointed to by `func`, that the system calls at normal program end.
- Redirect open files  (`freopen()`) closes the file that is currently associated with stream and reassigns stream to the file that is specified by `filename`.
- Release a program device  (`_Rrelease()`) releases the program device that is specified by `dev` from the file that is associated with `fp`.
- Release a record lock  (`_Rrslck()`) releases the lock on the currently locked record for the file specified by `fp`.
- Release storage blocks  (`free()`) frees a block of storage.
- Rename file  (`rename()`) renames the file specified by `oldname` to the name given by `newname`.
- Reposition file position  (`fseeko()`) changes the current file position that is associated with stream to a new location within the file.
- Reposition file position  (`fseek()`) changes the current file position that is associated with stream to a new location within the file.
- Reserve and initialize storage  (`calloc()`) reserves storage space for an array of `num` elements, each of `length` size bytes.
- Reserve Storage Block  (`malloc()`) reserves a block of storage of `size` bytes.
- Reset error indicators  (`clearerr()`) resets the error indicator and end-of-file indicator for the specified stream.
- Restore stack environment  (`longjmp()`) restores a stack environment previously saved in `env` by the `setjmp()` function.
- Retrieve a message from a message catalog  (`catgets()`) retrieves message `msg_id`, in `setset_id` from the message catalog that is identified by `catd`.
- Retrieve data area  (`QXXRTVDA()`) retrieves a copy of the data area specified by `dtaname` starting at position `offset` with a length of `len`.
- Retrieve information from the environment  (`localeconv()`) sets the components of a structure having type `struct lconv` to values appropriate for the current locale.
- Retrieve locale information  (`nl_langinfo()`) retrieves from the current locale the string that describes the requested information specified by `item`.
-  Retrieve wide locale information  (`wcslocaleconv()`) sets the components of a structure having type structure `wcslconv` to values appropriate for the current locale. 


- Return error message for regular expression  (regerror()) finds the description for the error code errcode for the regular expression preg.
- Roll back commitment control changes  (_Rrollback()) reestablishes the last commitment boundary as the current commitment boundary.
- Search arrays  (bsearch()) performs a binary search of an array of num elements, each of size bytes.
- Search buffer  (memchr()) searches the first count bytes of buf for the first occurrence of c converted to an unsigned character.
- Search for character  (strchr()) finds the first occurrence of a character in a string.
- Search for environment variables  (getenv()) searches the list of environment variables for an entry corresponding to varname.
- Search for wide character  (wcschr()) searches the wide-character string for the occurrence of character.
- Send signal  (raise()) sends the signal sig to the running program.
- Separate floating-point value  (modf()) breaks down the floating-point value x into fractional and integral parts.
- Separate floating-point value  (frexp()) breaks down the floating-point value x into a term m for the mantissa and another term n for the exponent.
- Set bytes to value  (memset()) sets the first count bytes of dest to the value c.
- Set characters in string  (strnset()) sets, at most, the first n characters of string to c (converted to a char). If n is greater than the length of string, the length of string is used in place of n.
- Set characters in string  (strset()) sets all characters of string to c.
- Set default program device  (_Rpgmdev()) sets the current program device for the file that is associated with fp to dev.
- Set file position  (fsetpos()) moves any file position that is associated with stream to a new location within the file according to the value pointed to by pos.
- Set locale  (setlocale()) changes or queries variables that are defined in the <locale.h> include file, that indicate location.
- Set pointer to run-time error message  (strerror()) maps the error number in errnum to an error message string.
- Set seed for rand() function  (srand()) sets the starting point for producing a series of pseudo-random integers.
- Set separate indicator area  (_Rindara()) registers indic_buf as the separate indicator area to be used by the file specified by fp.
- Set the record format name  (_Rformat()) sets the record format to fmt for the file specified by fp.

- Set wide character buffer to a value  (`wmemset()`) copies the value of `c` into each of the first `n` wide characters of the object pointed to by `s`.
- Solve equations  (Bessel Functions) solves certain types of differential equations.
- Sort array  (`qsort()`) sorts an array of `num` elements, each of width bytes in size.
- Stop a Program  (`abort()`) causes an abnormal end to the program and returns control to the host environment.
- Test end-of-file indicator  (`feof()`) indicates whether the end-of-file flag is set for the given stream.
- Test for ASCII value  (`isascii()`) tests if an EBCDIC character, in the current locale, is a valid 7-bit US-ASCII character.
- Test for blank or tab character  (`isblank()`) tests if a character is either the EBCDIC space or EBCDIC tab character.
- Test for character property  (`iswctype()`) determines whether the wide character `wc` has the property `wc_prop`.
- Test for read/write errors  (`ferror()`) tests for an error in reading from or writing to the given stream.
- Test integer value  (`isalnum()`) tests a character with an integer value.
- Test integer value  (`isxdigit()`) tests a character with an integer value.
- Test state object for initial state  (`mbstate_t`) specifies whether the pointed to `mbstate_t` object describes an initial conversion state.
- Test wide integer value  (`iswalnum()`) tests a given wide integer value.
- Test wide integer value  (`iswxdigit()`) tests a given wide integer value.
- Tokenize string  (`strtok()`) reads `string1` as a series of zero or more tokens, and `string2` as the set of characters serving as delimiters of the tokens in `string1`.
- Tokenize string (restartable)  (`strtok_r()`) reads `string` as a series of zero or more tokens, and `seps` as the set of characters serving as delimiters of the tokens in `string`.
- Tokenize wide-character string  (`wcstok()`) reads `wcs1` as a series of zero or more tokens and `wcs2` as the set of wide characters serving as delimiters for the tokens in `wcs1`.
- Transform a wide-character string  (`wcsxfrm()`) transforms the wide-character string pointed to by `wcs2` to values which represent character collating weights and places the resulting wide-character string into the array pointed to by `wcs1`.
- Transform string  (`strxfrm()`) transforms the string pointed to by `string2` and places the result into the string pointed to by `string1`.
- Translate wide character  (`towctrans()`) maps the wide character `wc` using the mapping that is described by `desc`.

- Update a record  (`_Rupdate()`) updates the record that is currently locked for update in the file that is specified by `fp`.
- Verify condition  (`assert()`) prints a diagnostic message to `stderr` and aborts the program if expression is false (zero).
- Write a character  (`putchar()`) converts `c` to unsigned char and then writes `c` to the output stream at the current position.
- Write a character  (`putc()`) converts `c` to unsigned char and then writes `c` to the output stream at the current position.
- Write a record directly  (`_Rwrited()`) writes a record to the file associated with `fp` at the position specified by `rm`.
- Write a string  (`puts()`) writes the given string to the standard output stream `stdout`; it also appends a new-line character to the output.
- Write and read a record  (`_Rwriterd()`) performs a write and then a read operation on the file that is specified by `fp`.
- Write and read a record (separate buffers)  (`_Rwrread()`) performs a write and then a read operation on the file that is specified by `fp`.
- Write buffer to file  (`fflush()`) causes the system to empty the buffer that is associated with the specified output stream, if possible.
- Write character  (`fputc()`) converts `c` to an unsigned char and then writes `c` to the output stream at the current position and advances the file position appropriately.
- Write character  (`_fputchar()`) writes the single character `c` to the `stdout` stream at the current position.
- Write formatted data to a stream  (`fprintf()`) formats and writes a series of characters and values to the output stream.
- Write items  (`fwrite()`) writes up to `count` items, each of `size` bytes in length, from `buffer` to the output stream.
- Write string  (`fputs()`) copies `string` to the output stream at the current position.
- Write the next record  (`_Rwrite()`) appends a record to the file specified by `fp`.
- Write wide character  (`putwc()`) converts the wide character `wc` to a multibyte character, and writes it to the stream at the current position.
- Write wide character  (`fputwc()`) converts the wide character `wc` to a multibyte character and writes it to the output stream pointed to by `stream` at the current position.
- Write wide character to stdout  (`putwchar()`) converts the wide character `wc` to a multibyte character and writes it to `stdout`.
- Write wide-character string  (`fputws()`) converts the wide-character string `wcs` to a multibyte-character string and writes it to `stream` as a multibyte-character string.



REXX/400 Functions

REXX/400 Programmer's Guide  provides information about programming with REXX/400.

REXX/400 Reference  gives detailed descriptions of REXX/400 functions.

Exit Programs

These are the Exit Programs for this category.

ILE COBOL Error-Handling Exit Procedure

Required Parameter Group:

1	COBOL message identification
Input	Char(7)
2	Valid responses to message
Input	Char(6)
3	Name of program issuing error
Input	Char(20)
4	System message causing COBOL message
Input	Char(7)
5	Length of passed message text
Input	Binary(4)
6	Return code
Output	Char(1)
7	Message text
Input	Char(*)
8	Module name
Input	Char(10)
9	COBOL program name
Input	Char(256)

This is a user-defined program that acts as an error handler for an ILE COBOL/400 program. Use the Set COBOL Error Handler (QlnSetCobolErrorHandler) API to establish this relationship between the two programs.

Required Parameter Group

COBOL message identification

INPUT; CHAR(7)

A 3-character prefix followed by a 4-character number.

Valid responses to message

INPUT; CHAR(6)

The list of valid 1-character responses. This list is variable in length and consists of uppercase letters in alphabetical order. The list always ends with a space.

The following are examples of lists of valid responses:

CG
CDFG

Name of program issuing error

INPUT; CHAR(20)

The qualified name of the ILE COBOL/400 program that issued the error.

The 20 characters of this parameter are:

1-10

The name of the program object.
The valid value is:

program-name

The name of the program object.

11-20

The library where the program object existed.
The valid value is:

library-name

The library where the program object existed.

System message causing COBOL message

INPUT; CHAR(7)

Some COBOL error messages are issued because of error messages received from the system. This parameter identifies such system messages.

Valid values are:

*NONE No system message is available.
message-id A 3-character message prefix followed by a 4-character number.

Length of passed message text

INPUT; BINARY(4)

If the original message was a system message, the substitution text for the system message is passed. In the absence of an original system message, Parameter 4 has a value of *NONE, and the substitution text for the COBOL message is passed.

Return code

OUTPUT; CHAR(1)

Must be one of the values specified in Parameter 2, or a space. If the value is not one of these, a response of a space is assumed.

Valid values are:

<i>blank</i>	Issue the COBOL message that was passed to the error-handling program.
<i>G</i>	Continue running the COBOL program.
<i>C</i>	End the current COBOL run unit.
<i>D</i>	Same as C, but produce a formatted dump of user-defined COBOL variables.
<i>F</i>	Same as D, but also dump COBOL's file-related internal variables.

Message text

INPUT; CHAR(*)

The substitution text of the message. Its length is determined by Parameter 5.

Module name

INPUT; CHAR(10)

The module within the program object that issued the error.

COBOL program name

INPUT; CHAR(256)

The name of the COBOL program, from the PROGRAM-ID paragraph, that issued the error.

Exit program introduced: V3R2

Top | "High-Level Language APIs," on page 1 | APIs by category

OPM COBOL Error-Handling Exit Program

Required Parameter Group:	
1	COBOL message identification
Input	Char(7)
2	Valid responses to message
Input	Char(6)
3	Name of program issuing error
Input	Char(20)
4	System message causing COBOL message
Input	Char(7)
5	Message text
Input	Char(*)
6	Length of passed message text
Input	Binary(4)
7	Return code
Output	Char(1)

This is a user-defined program that acts as an error handler for an OPM COBOL program. Use the Set COBOL Error Handler (QLRSETCE) API to establish this relationship between the two programs.

Required Parameter Group

COBOL message identification

INPUT; CHAR(7)

A 3-character prefix followed by a 4-character number.

Valid responses to message

INPUT; CHAR(6)

The list of valid 1-character responses. The list is variable in length and consists of uppercase letters in alphabetical order. The list always ends with a space.

Examples of lists of valid responses:

CG
CDFG

Name of program issuing error

INPUT; CHAR(20)

The qualified name of the COBOL/400 program that issued the error.

The 20 characters of this parameter are:

1-10 The name of the program object.
 The valid value is:

 program-name
 The name of the program object.
 The library where the program object existed.
 The valid value is:

 library-name
 The library where the program object existed.

System message causing COBOL message

INPUT; CHAR(7)

Some COBOL error messages are issued because of error messages received from the system. This parameter identifies such system messages.

Valid values are:

*NONE No system message is available.
message-id A 3-character message prefix followed by a 4-character number.

Message text

INPUT; CHAR(*)

The substitution text of the message, its length determined by Parameter 6.

Length of passed message text

INPUT; Binary(31)

If the original message was a system message, the substitution text for the system message is passed. In the absence of an original system message, Parameter 4 has a value of *NONE, and the substitution text for the COBOL message is passed.

Return code

OUTPUT; CHAR(1)

Must be one of the values specified in Parameter 2, or a space. If the value is not one of these, a response of a space is assumed.

Valid values are:

<i>blank</i>	Issue the COBOL message that was passed to the error-handling program.
<i>G</i>	Continue running the COBOL program.
<i>C</i>	End the current COBOL run unit.
<i>D</i>	Same as C, but produce a formatted dump of user-defined COBOL variables.
<i>F</i>	Same as D, but also dump COBOL's file-related internal variables.

Exit Program Introduced: V3R2

[Top](#) | ["High-Level Language APIs," on page 1](#) | [APIs by category](#)

Concepts

These are the concepts for this category.

Record Types

This section describes the information contained in all the different record types. Typically a compiler writes records and an application reads them.

Names, field types and other information passed through the different record types are *not* validated and no authority is checked by QLYWRTBI. The QLYWRTBI API assumes that all that validation and checking has been done.

There are the following record types:

- Processor member start record
- Processor object start record
- Normal processor end record
- Normal processor end call next record
- Normal multiple end record
- Abnormal processor end record
- Include record
- File reference record
- Module reference record
- Service program reference record
- Bind directory reference record
- Record format reference record
- Field reference record
- Message reference record
- External reference error record
- Object already exists error record
- Start of new program record

The following table shows the records that can be written by each compiler.

All fields where information is not available to put in these records should be filled with blanks.

The following is true for the *Library specified* fields for all records and compilers:

- When *CURLIB is specified for the *Library specified* fields, *CURLIB is passed.

- When *LIBL is specified for the *Library specified* fields, or implied by not being specified, *LIBL is passed.

Notes and restrictions are explained in the footnotes following the tables.

Record Types and Processors (Part 1)

Record Type	Record ID	RPG/400 ^(R) : CRTRPGPGM	COBOL/400 ^(R) : CRTCBLPGM	CLD: CRTCLD	DDS: CRTPF CRTL CRTDSPF CRTICFF CRTPRTF	CL: CRTCLPGM	CMD: CRTCMD
Processor member start	'01'	X(1, 3)	X	X(1, 3)	X	X(1, 3, 5)	X(1)
Processor object start	'50'						
Normal processor end	'20'	X	X	X	X	X(5)	X
Normal processor end call next	'21'						
Normal multiple end record	'65'						
Abnormal processor end	'30'	X	X	X	X	X(5)	X
Include	'02'	X(11)	X				
File reference	'03'	X	X		X	X(1, 5)	
Module reference	'55'						
Service program reference	'60'						
Bind directory reference	'75'						
Record format reference	'04'	X	X		X	X(1, 5)	
Field reference	'05'				X(2)		
Message reference	'06'				X(2, 9)		X(1, 2, 6, 9)
External reference error	'15'	X(10)	X		X(10)	X(1, 4, 5)	
Object already exists error	'16'				X		
Start of new program	'40'		X(20)				

Record Types and Processors (Part 2)

Record Type	Record ID	DB2 ^(R) UDB for iSeries ^(TM) : CRTSQLRPG CRTSQLCBL	ILE RPG/400: CRTRPGMOD CRTBNDRPG	ILE COBOL/400: CRTCLMOD CRTBNDCL	ILE C: CRTCMOD CRTBNDCL	ILE CL: CRTCLMOD CRTBNDCL	ILE DB2 UDB for iSeries: CRTSQLRPGI CRTSQLCBLI CRTSQLCI
Processor member start	'01'	X(1)	X(1, 3)	X	X(3)	X(1, 3)	X(1)
Processor object start	'50'						
Normal processor end	'20'	X	X	X	X	X	X
Normal processor end call next	'21'	X	X(14)	X(14)	X(14)	X(14)	X
Normal multiple end record	'65'						
Abnormal processor end	'30'	X	X	X	X	X	X
Include	'02'	X(1, 7)	X(11)	X	X(8, 12)		X(1, 7)
File reference	'03'	X(1)	X	X	X	X(1)	X(1)
Module reference	'55'						
Service program reference	'60'						
Bind directory reference	'75'						X
Record format reference	'04'	X(1)	X	X	X	X(1)	X(1)
Field reference	'05'						
Message reference	'06'						
External reference error	'15'	X(1)	X(10)	X	X(10, 13)	X(1, 4)	X(1)
Object already exists error	'16'						
Start of new program	'40'			X(20)			X(20)

Record Types and Processors (Part 3)

Record Type	Record ID	ILE SRVPGM: CRTSRVPGM	ILE CRTPGM	UIM: CRTPNLGRP	CRTMNU	UDT: SYSTYPE (*NONE)	UDT: member
Processor member start	'01'	X(18)		X	X(17)		X
Processor object start	'50'		X(16)			X(19)	
Normal processor end	'20'	X	X	X	X		X
Normal processor end call next	'21'						X

Record Type	Record ID	ILE SRVPGM: CRTSRVPGM	ILE CRTPGM	UIM: CRTPNLGRP	CRTMNU	UDT: SYSTYPE (*NONE)	UDT: member
Normal multiple end record	'65'					X(19)	
Abnormal processor end	'30'	X	X	X	X	X(19)	X
Include	'02'			X	X		X
File reference	'03'						X
Module reference	'55'	X	X				
Service program reference	'60'	X	X				
Bind directory reference	'75'	X	X				
Record format reference	'04'						X
Field reference	'05'						X
Message reference	'06'			X	X		X
External reference error	'15'	X(15)	X(15)	X	X		X
Object already exists error	'16'						X
Start of new program	'40'						X

Notes and Restrictions for the Above Tables:

1. If *CURLIB is specified for the *Library specified* fields (this includes the *Source library specified* field on the Processor member start record), the resolved library name is passed instead of *CURLIB.
2. If *LIBL is specified for the *Library specified* fields, or implied by not being specified, the resolved library name is passed instead of *LIBL.
3. If *CURLIB is specified for the *Target library* field, the resolved library name is passed instead of *CURLIB.
4. For most *Used* fields, when a file being referenced on the DCLF command cannot be found, CL puts blanks in this field. There is no actual file or library name when the file is not found.
5. For all fields marked *Reserved*, CL initializes them to hex zeros. However, fields that are not reserved are set to blanks when they do not apply and are defined as characters. For example, *Target member* on the Processor member start record does not have meaning for the CL compiler and is initialized to blanks.
6. Message reference records are written only for messages specified on the PROMPT parameter of the PARM, ELEM, or QUAL command definition statement.
7. The SQL compilers do not write include records for the following statements:

```
EXEC SQL INCLUDE SQLCA
```

```
EXEC SQL INCLUDE SQLDA
```

These statements are not true includes in the sense that the SQL compiler does not read source from another member or source file.

8. The ILE C compiler does not write API Include records for system include files. File names enclosed in angle brackets, (< ... >), designate system include files. File names enclosed in double quotation marks, (" ... "), designate user include files.

9. The *Message file used* and *Library used* fields are always blank.
10. If *LIBL is specified in the source, or implied by not being specified (*Library specified* is *LIBL), the *Library used* field is set to *LIBL because no specific library can be determined if the file is not found in the library list.
11. The RPG/400 compiler puts *LIBL in the *Library specified* field if it is not already specified, and QRPGSRC in the *File specified* field if it is not already specified.
The ILE RPG/400 compiler puts *LIBL in the *Library specified* field if it is not already specified, and QRPGLESRC in the *File specified* field if it is not already specified.
12. The *Library specified* field is the resolved library name if the library name is not already specified. The *Include file specified* field contains the resolved file name if the file name is not already specified.
13. If *CURLIB is specified in the source (*Library specified* is *CURLIB), the *Library used* field is set to *CURLIB because no specific library can be determined if the file is not found in the library list.
14. This record is written only by the CRTBNDxxx commands.
15. This record is written only when a SRVPGM or MODULE does not exist, and this causes the compilation to fail.
16. The object fields in this record refer to the ENTMOD parameter for the CRTPGM command.
17. CRTMNU only writes records when TYPE(*UIM) is specified.
18. The source used fields contain the same information as the source specified fields.
19. ➤ User-defined types are part types that the user created.
 ⏪
20. Any COBOL/400 source may contain more than one program.

Processor member start record

This, or the Processor object start record, must be the first record that is passed by the compiler or preprocessor on its first call to the QLYWRTBI API. Its purpose is to identify the source that is being compiled, and also to describe the expected output object, if any.

Note: This record was previously called the **processor start** record, but the format remains the same.

The Processor member start record has the following format:

Offset		Type	Field
Dec	Hex		
0	0	BINARY(4)	Record length
4	4	CHAR(2)	Record type
6	6	CHAR(2)	Reserved
8	8	CHAR(10)	Processor command
18	12	CHAR(10)	Source object name specified
28	1C	CHAR(10)	Source library name specified
38	26	CHAR(7)	Source object type
45	2D	CHAR(10)	Source member name specified
55	37	CHAR(10)	Source object name used
65	41	CHAR(10)	Source library name used
75	4B	CHAR(10)	Source member name used
85	55	CHAR(10)	Target object name specified
95	5F	CHAR(10)	Target library name specified
105	69	CHAR(7)	Target object type
112	70	CHAR(10)	Target member name specified

Offset		Type	Field
Dec	Hex		
122	7A	CHAR(2)	Reserved

Processors for which this record type applies

All compilers and preprocessors listed in Record Types and Processors (Part 1) except CRTPGM, and the processor processing the user-defined types added with SYSTYPE(*NONE) on the ADDADMTYPE command.

Field Descriptions

Processor command. The compiler or preprocessor that wrote this record, for example, CRTRPGPGM.

Record length. The length of this record is 124.

Record type. The type of this record is '01'.

Reserved. An ignored field.

Source library name used. The actual name of the library that was used. The library name could be different from the specified library name because *LIBL or *CURLIB was specified, or an override was used. This field contains the name the library resolves to.

Source library name specified. The library name of the source file specified on the compiler or preprocessor command.

Source member name used. The actual name of the source member that was used. This field is required, even if the two member names are the same.

Source member name specified. The source member name specified on the compiler or preprocessor command.

Source object name used. The actual name of the object that was used. The object name could be different from the specified object name if an override was used.

Source object name specified. The object name specified on the compiler or preprocessor command.

Source object type. The OS/400^(R) type of the source object (for example, *FILE).

Target library name specified. The library of the target object specified on the compiler or preprocessor command.

Target member name specified. The name of the member to be created, if applicable, specified on the compiler or preprocessor command.

Target object name specified. The name of the object to be created, called the target object, specified on the compiler or preprocessor command. The actual name of the object that was created is passed through the Normal processor end record. (See "Normal processor end record" on page 46.)

Target object type. The OS/400 type of the object to be created (for example, *FILE).

Processor object start record

This, or the Processor member start record, must be the first record that is passed by the compiler or preprocessor on its first call to the QLYWRTBI API. Its purpose is to identify the object that is being processed, and also to describe the expected output object, or, for user-defined types, the expected location of the output members, if any.

User-defined types added with SYSTYPE(*NONE) on the ADDADMTYPE command must write this record before any other record.

The Processor object start record has the following format:

Offset		Type	Field
Dec	Hex		
0	0	BINARY(4)	Record length
4	4	CHAR(2)	Record type
6	6	CHAR(2)	Reserved
8	8	CHAR(10)	Processor command
18	12	CHAR(10)	Object name specified
28	1C	CHAR(10)	Object library name specified
38	26	CHAR(7)	Object type specified
45	2D	CHAR(10)	Object name used
55	37	CHAR(10)	Object library name used
65	41	CHAR(7)	Object type used
72	48	CHAR(10)	Target object name specified
82	52	CHAR(10)	Target object library name specified
92	5C	CHAR(7)	Target object type specified
99	63	CHAR(1)	Reserved

Processors for which this record type applies

CRTPGM and the processor processing the user-defined types added with SYSTYPE(*NONE) on the ADDADMTYPE command.

Field Descriptions

Object library name specified. The library name of the object specified on the compiler or preprocessor command. If the object type specified is a user-defined type with SYSTYPE(*NONE), the library name specified should be the group library name.

Object library name used. The actual name of the library that the object was found in. The library name could be different from the specified library name because, for example, *LIBL or *CURLIB was specified. This field contains the name the library resolves to.

Object name specified. The object name specified on the command. If the object type specified is a user-defined type with SYSTYPE(*NONE), the object name specified should be the part name.

Object name used. The actual name of the object that was used. The object name could be different from the specified object name if an override was used.

Object type specified. The object type specified on the command. For user-defined types this must be left blank. If the object type specified is a user-defined type with SYSTYPE(*NONE), the object type specified should be the part type.

Object type used. The actual type of the object used. For example, *MODULE. For user-defined types this can be left blank.

Processor command. The compiler or preprocessor that wrote this record, for example, CRTPGM.

Record length. The length of this record is 100.

Record type. The type of this record is '50'.

Reserved. An ignored field.

Target object library name specified. The library of the target object specified on the command. For user-defined types, the library where the output members are created, as specified on the command.

Target object name specified. The name of the object to be created, or modified as specified on the command. For user-defined types this can be left blank.

Target object type specified. The type of the object to be created. For example, *PGM. The actual name of the object that was created is passed through the Normal processor end record. (See "Normal processor end record.") For user-defined types, the names of the output members are passed through the Normal multiple end record. For user-defined types this value must be *MBR.

Normal processor end record

This is the last record passed by the compiler or preprocessor to indicate that processing ended successfully.

The Normal processor end record has the following format:

Offset		Type	Field
Dec	Hex		
0	0	BINARY(4)	Record length
4	4	CHAR(2)	Record type
6	6	CHAR(2)	Reserved
8	8	CHAR(10)	Object name created
18	12	CHAR(10)	Library
28	1C	CHAR(7)	Object type
35	23	CHAR(10)	Member
45	2D	CHAR(7)	Message identifier

Processors for which this record type applies

All compilers and preprocessors listed in Record Types and Processors (Part 1), except the processor processing the user-defined types added with SYSTYPE(*NONE) on the ADDADMTYPE command.

Field Descriptions

Library name. The library where the object was created.

Member name. The name of the member created, if applicable.

Message identifier. The message identification of the completion message.

Object name created. The object created by the compiler or preprocessor. If an object is not created, this field stores the value of '*NONE'.

Object type. The type of object created.

Record length. The length of this record is 52.

Record type. The type of this record is '20'.

Reserved. An ignored field.

Normal processor end call next record

When a preprocessor successfully creates an object or a member and needs to call another compiler or preprocessor, it should pass this record instead of passing the Normal processor end record as the final record. For example, if the CRTSQLCI command is entered with OPTION(*GEN), and the member is created successfully, the last record written by CRTSQLCI is the Normal processor end call next record. The preprocessor then calls the CRTBNDC command that eventually writes the Normal or Abnormal processor end record.

The Normal processor end call next record has the following format:

Offset		Type	Field
Dec	Hex		
0	0	BINARY(4)	Record length
4	4	CHAR(2)	Record type
6	6	CHAR(2)	Reserved
8	8	CHAR(10)	Object name
18	12	CHAR(10)	Library name
28	1C	CHAR(7)	Object type
35	23	CHAR(10)	Member name
45	2D	CHAR(7)	Message identifier

Processors for which this record type applies

CRTSQLRPG	CRTSQLCBL	CRTSQLRPGI	CRTSQLCBLI
CRTBNDRPG	CRTBNDCBL	CRTBNDC	CRTBNDCI
CRTSQLCI when processor processing the user-defined types represented as members OPTION(*GEN) is specified			

Field Descriptions

Library name. The library where the object was created.

Member name. The name of the member created, if applicable.

Message identifier. The message identification of the completion message.

Object name. The name of the object created.

Object type. The type of object created.

Record length. The length of this record is 52.

Record type. The type of this record is '21'.

Reserved. An ignored field.

Normal multiple end record

This is the last record passed by a user-defined type added with SYSTYPE(*NONE) on the ADDADMTYPE command. It identifies Normal multiple end processing of **all** the output members. One Normal multiple end record is written per member generated. The Normal processor end record should not be written.

Note: It is possible that the processor generated 10 members on the last build, and because of a change, now needs to regenerate just 2 of those members. For the build process to preserve the relationships to the remaining 8 members, the processor must write all members to the API, regardless of whether the member was actually regenerated. The build process ignores those parts (members) that have either not changed (because the processor did not regenerate them), or do not exist (because the processor did not generate them, and they may exist higher in the hierarchy).

The Normal multiple end record has the following format:

Offset		Type	Field
Dec	Hex		
0	0	BINARY(4)	Record length
4	4	CHAR(2)	Record type
6	6	CHAR(2)	Reserved
8	8	CHAR(10)	Library
18	12	CHAR(10)	File name created
28	1C	CHAR(10)	Member
38	26	CHAR(32)	Part type
70	46	CHAR(32)	Part language
102	66	CHAR(22)	Reserved

Processors for which this record type applies

The processor processing the user-defined types added with SYSTYPE(*NONE) on the ADDADMTYPE command.

Field Descriptions

File name created. The file name that was created or used to hold the member.

Library. The library where the member was created.

Member. The name of the member created.

Part language. The language of the part to represent this member.

Part type. The type of the part to represent this member.

Record length. The length of this record is 124.

Record type. The type of this record is '65'.

Reserved. An ignored field.

Abnormal processor end record

This is the last record passed if the compiler or preprocessor fails because of an error. For example, an object or a member was not created because of compile errors, or REPLACE(*NO) was specified on the command and the object existed.

If the command failed because an external reference to a file, message file, module, bind directory or service program could not be found, the command passes the External reference error record before passing this one. See “External reference error record” on page 57 for more information on this record.

The Abnormal processor end record has the following format:

Offset		Type	Field
Dec	Hex		
0	0	BINARY(4)	Record length
4	4	CHAR(2)	Record type
6	6	CHAR(2)	Reserved
8	8	CHAR(7)	Message identifier
15	F	CHAR(1)	Reserved

Processors for which this record type applies

All compilers and preprocessors listed in Record Types and Processors (Part 1).

Field Descriptions

Message identifier. The message identification of the completion message.

Record length. The length of this record is 16.

Record type. The type of this record is '30'.

Reserved. An ignored field.

Include record

This record is passed when the compiler or preprocessor processes an include. An **include** statement is a statement that causes the compiler to replace the include statement with the contents of the specified header or file. If the include is not found, the compiler or preprocessor passes the Abnormal processor end record.

The Include record has the following format:

Offset		Type	Field
Dec	Hex		
0	0	BINARY(4)	Record length
4	4	CHAR(2)	Record type
6	6	CHAR(2)	Reserved
8	8	BINARY(4)	Nesting level
12	C	CHAR(10)	Include file name specified
22	16	CHAR(10)	Include file library name specified
32	20	CHAR(10)	Include file member name specified
42	2A	CHAR(7)	Object type

Offset		Type	Field
Dec	Hex		
49	31	CHAR(10)	Include file name used
59	3B	CHAR(10)	Include file library name used
69	45	CHAR(10)	Include file member name used
79	4F	CHAR(1)	Reserved

Processors for which this record type applies

CRTRPGPGM	CRTCBLPGM	CRTRPGMOD	CRTBNDRPG
CRTCBLMOD	CRTBNDCBL	CRTCMOD	CRTBNDC
CRTSQLRPGI	CRTSQLCBLI	CRTSQLCI	CRTPNLGRP
CRTMNU	processor processing the user-defined types represented as members		

Field Descriptions

Include file used. The actual name of the include file that was used. For example, the default include file used by the compiler and implied in the source, or the file different from the one specified in the source as a result of an override. This name must always be filled in.

Include file specified. The name of the file that contains the include. This is the name specified in the source (if the include was file qualified), otherwise it is blank.

Include file library used. The name of the actual library that contains the include file that was used (for example, a specific library name instead of *CURLIB or *LIBL, as specified in the source, or a library different from the one specified in the source, as a result of an override).

Include file library specified. The name of the library where the include file resides, as specified in the source (if the include was library qualified), otherwise it is blank.

Include file member used. The actual name of the source member containing the include that was used. This name must always be filled in.

Include file member specified. The name of the source member containing the include, as specified in the source.

Nesting level. The level of nesting of the include. Includes found in the root source have a nesting level of 1, includes found in level 1 have a nesting level of 2 and so on.

Object type. The object type of the object containing the include, for example *FILE.

Record length. The length of this record is 80.

Record type. The type of this record is '02'.

Reserved. An ignored field.

The nesting level should be indicated even by those compilers that do not allow include nesting. In that case, the nesting level passed should be equal to 1.

File reference record

This record is passed when the compiler or preprocessor encounters a reference to an externally described file but not its record format or field.

For example, a reference is made in DDS source using the PFILE or JFILE keywords. Another example is when a compiler or preprocessor copies *all* the record format declares from a file. This is not considered to be a dependency on any specific record format and is treated as a dependency on the file, so this record must be passed, not the Record format reference records for all the individual record formats.

The File reference record has the following format:

Offset		Type	Field
Dec	Hex		
0	0	BINARY(4)	Record length
4	4	CHAR(2)	Record type
6	6	CHAR(2)	Reserved
8	8	CHAR(10)	File name specified
18	12	CHAR(10)	File library name specified
28	1C	CHAR(1)	Based on indicator
29	1D	CHAR(10)	File name used
39	27	CHAR(10)	File library name used
49	31	CHAR(3)	Reserved
52	34	BINARY(4)	Nesting level

Processors for which this record type applies

CRTRPGPM	CRTCBLPGM	CRTPF	CRTL
CRTDSPF	CRTICFF	CRTPTF	CRTCLPGM
CRTSQLRPG	CRTSQLCBL	CRTRPGMOD	CRTBNDRPG
CRTCBLMOD	CRTBNDCBL	CRTCMOD	CRTBNDCL
CRTCLMOD	CRTBNDCL	CRTSQLRPGI	CRTSQLCBLI
CRTSQLCI	processor processing the user-defined types represented as members		

Field Descriptions

Based on indicator. Indicates whether the referenced file is used to base another file on. Possible values are N (no) and Y (yes).

File name used. The name of the actual file that was referenced. This name must always be filled in.

File name specified. The name of the file referenced, as specified in the source.

File library name used. The name of the actual library that contains the file that was referenced. The library name could be different from the specified library name because *LIBL or *CURLIB was specified, or an override was used.

File library name specified. The name of the library of the file referenced, as specified in the source.

Nesting level. If this file reference is made within an include, this field has value of N + 1, where N is the nesting level of the include. Otherwise, the value of this field is 1.

Record length. The length of this record is 56.

Record type. The type of this record is '03'.

Reserved. An ignored field.

Module reference record

This record is passed when a module is successfully referenced by a processor. This record is not to be written for the ENTMOD module, on the CRTPGM command.

The Module reference record has the following format:

Offset		Type	Field
Dec	Hex		
0	0	BINARY(4)	Record length
4	4	CHAR(2)	Record type
6	6	CHAR(2)	Reserved
8	8	CHAR(10)	Module name specified
18	12	CHAR(10)	Module library name specified
28	1C	CHAR(10)	Module name used
38	26	CHAR(10)	Module library name used

Processors for which this record type applies

CRTSRVPGM and CRTPGM.

Field Descriptions

Module name used. The name of the actual module that was referenced. This name must always be filled in.

Module name specified. The name of the module referenced, as specified on the command, or in the bind directory.

Module library name used. The name of the actual library that contains the module that was referenced. The library name could be different from the specified library name because *LIBL or *CURLIB was specified.

Module library name specified. The name of the library of the module referenced, as specified on the command, or in the bind directory.

Record length. The length of this record is 92.

Record type. The type of this record is '55'.

Reserved. An ignored field.

Service program reference record

This record is passed when a service program is successfully referenced by a processor.

The Service program reference record has the following format:

Offset		Type	Field
Dec	Hex		
0	0	BINARY(4)	Record length
4	4	CHAR(2)	Record type
6	6	CHAR(2)	Reserved
8	8	CHAR(10)	Service program name specified
18	12	CHAR(10)	Service program library name specified
28	1C	CHAR(10)	Service program name used
38	26	CHAR(10)	Service program library name used
48	30	CHAR(16)	Service program signature used

Processors for which this record type applies

CRTSRVPGM and CRTPGM.

Field Descriptions

Record length. The length of this record is 64.

Record type. The type of this record is '60'.

Service program name used. The name of the actual service program that was referenced. This name must always be filled in.

Service program name specified. The name of the service program as specified on the command.

Service program library name used. The name of the actual library that contains the service program that was referenced. The library name could be different from the specified library name because *LIBL or *CURLIB was specified.

Service program library name specified. The name of the library of the service program referenced, as specified on the command.

Service program signature used. The current signature of the service program used.

Bind directory reference record

This record is passed when a module is successfully referenced by a processor. This record is not to be written for the ENTMOD module, on the CRTPGM command.

The Bind directory reference record has the following format:

Offset		Type	Field
Dec	Hex		
0	0	BINARY(4)	Record length
4	4	CHAR(2)	Record type
6	6	CHAR(2)	Reserved
8	8	CHAR(10)	Bind directory name specified
18	12	CHAR(10)	Bind directory library name specified
28	1C	CHAR(10)	Bind directory name used
38	26	CHAR(10)	Bind directory library name used

Processors for which this record type applies

CRTSRVPGM and CRTPGM.

Field Descriptions

Bind directory name used. The name of the actual bind directory that was referenced. This name must always be filled in.

Bind directory name specified. The name of the bind directory referenced, as specified on the command.

Bind directory library name used. The name of the actual library that contains the bind directory that was referenced. The library name could be different from the specified library name because *LIBL or *CURLIB was specified.

Bind directory library name specified. The name of the library of the bind directory referenced, as specified on the command.

Record length. The length of this record is 48.

Record type. The type of this record is '75'.

Reserved. An ignored field.

Record format reference record

This record is passed when the compiler or preprocessor encounters a reference to a record format of an externally described file (but not to any single field). For example, a reference is made in DDS source using the FORMAT keyword or in the RPG, COBOL, CL, DB2 UDB for iSeries SQL, ILE RPG, ILE COBOL, ILE CL, or ILE C processors whenever a declaration of a record format structure from a DDS-described file is generated by the compiler or preprocessor.

The Record format reference record has the following format:

Offset		Type	Field
Dec	Hex		
0	0	BINARY(4)	Record length
4	4	CHAR(2)	Record type
6	6	CHAR(2)	Reserved
8	8	CHAR(10)	File name specified
18	12	CHAR(10)	File library name specified
28	1C	CHAR(10)	Record format name
38	26	CHAR(13)	Record format level ID
51	33	CHAR(10)	File name used
61	3D	CHAR(10)	File library name used
71	47	CHAR(1)	Reserved
72	48	BINARY(4)	Nesting level

Processors for which this record type is applicable

CRTRPGMGM
CRTDSPF
CRTSQLRPG
CRTCBLMOD

CRTCBLPGM
CRTICFF
CRTSQLCBL
CRTBNDCBL

CRTPF
CRTPRTF
CRTRPGMOD
CRTCMOD

CRTL
CRTCLPGM
CRTBNDRPG
CRTBNDC

Field Descriptions

File name used. The name of the actual file that was referenced. This name must always be filled in.

File name specified. The name of the file being referenced, as specified in the source.

File library name used. The name of the actual library that contains the file that was referenced. The library name could be different from the specified library name because *LIBL or *CURLIB was specified, or an override was used. This field contains the name the library resolves to.

File library name specified. The name of the library of the file being referenced, as specified in the source.

Nesting level. If this record format reference is made within an include, this field has value of N + 1, where N is the nesting level of the include. Otherwise, the value of this field is 1.

Record format level ID. The level ID of the record format referenced.

Record format name. The name of the record format referenced.

Record length. The length of this record is 76.

Record type. The type of this record is '04'.

Reserved. An ignored field.

Field reference record

This record is passed when the compiler or preprocessor encounters a reference to a field in an externally described file. For example, a reference is made in DDS source using the REF and REFFLD keywords.

The Field reference record has the following format:

Offset		Type	Field
Dec	Hex		
0	0	BINARY(4)	Record length
4	4	CHAR(2)	Record type
6	6	CHAR(2)	Reserved
8	8	CHAR(10)	File name specified
18	12	CHAR(10)	File library name specified
28	1C	CHAR(10)	Record format name
38	26	CHAR(13)	Record format level ID
51	33	CHAR(10)	Field
61	3D	CHAR(3)	Reserved
64	40	BINARY(4)	Field length
68	44	BINARY(4)	Decimal positions
72	48	CHAR(1)	Data type
73	49	CHAR(1)	Fixed/variable length indicator
74	4A	CHAR(10)	File name used

Offset		Type	Field
Dec	Hex		
84	54	CHAR(10)	File library name used
94	5E	CHAR(2)	Reserved

Processors for which this record type applies

CRTPF
CRTPRTF

CRTL
processor processing the user-defined types represented as members

CRTDSPF

CRTICFF

Field Descriptions

Data type. The field data type in DDS. For example, P, S, B, F, A, or H.

Decimal positions. The number of decimal positions if the field is numeric, otherwise 0.

Field. The name of the referenced field.

Field length. The length of the field in bytes. If the field is a variable-length field, the maximum length should be passed.

File name used. The name of the actual file that was referenced. This name must always be filled in.

File name specified. The name of the file being referenced, as specified in the source.

Fixed/variable length indicator. Contains F if the field is of fixed length, or V if variable length.

File library name used. The name of the actual library that contains the file that was referenced.

File library name specified. The name of the library of the file being referenced, as specified in the source.

Record format level ID. The level ID of the record format referenced.

Record format name. The name of the record format referenced.

Record length. The length of this record is 96.

Record type. The type of this record is '05'.

Reserved. An ignored field.

Message reference record

This record is passed when the compiler encounters a reference to a message ID in a message file. For example, a reference is made in DDS source using the MSGCON keyword.

The Message reference record has the following format:

Offset		Type	Field
Dec	Hex		
0	0	BINARY(4)	Record length

Offset		Type	Field
Dec	Hex		
4	4	CHAR(2)	Record type
6	6	CHAR(2)	Reserved
8	8	CHAR(7)	Message identifier
15	F	CHAR(10)	Message file name specified
25	19	CHAR(10)	Message file library name specified
35	23	CHAR(10)	Message file name used
45	2D	CHAR(10)	Message file library name used
55	37	CHAR(1)	Reserved
56	38	BINARY(4)	Nesting Level

Processors for which this record type applies

CRTPF CRTLF CRTDSPF CRTPRTF
 CRTICFF CRTCMD CRTPNLGRP CRTMNU
 processor processing the user-defined types represented as members

Field Descriptions

Message file library used. The name of the actual library that contains the message file. This may be *CURLIB or *LIBL if the compiler does not resolve to the library name.

Message file library specified. The name of the library that contains the message file, as specified in the source.

Message file name used. The name of the actual message file that was referenced. This name must always be filled in.

Message file name specified. The name of the message file referenced, as specified in the source.

Message identifier. The message ID referenced.

Nesting Level. The level of nesting of the MSGF. MSGFs referenced in the root source have a nesting level of 1, MSGFs found in level 1 have a nesting level of 2 and so on.

Record length. The length of this record is 60.

Record type. The type of this record is '06'.

Reserved. An ignored field.

External reference error record

This record is passed when processing fails because a referenced object, such as a file, message file, module, bind directory or service program cannot be found. This record does **not apply to includes**.

After passing one or more of these records, the compiler or preprocessor also passes the Abnormal processor end record (see "Abnormal processor end record" on page 49).

The External reference error record has the following format:

Offset		Type	Field
Dec	Hex		
0	0	BINARY(4)	Record length
4	4	CHAR(2)	Record type
6	6	CHAR(2)	Reserved
8	8	CHAR(10)	Object name specified
18	12	CHAR(10)	Object library name specified
28	1C	CHAR(7)	Object type
35	23	CHAR(10)	Object name used
45	2D	CHAR(10)	Object library name used
55	37	CHAR(1)	Based on indicator

Processors for which this record type applies

CRTRPGPGM	CRTCBLPGM	CRTPF	CRTLFL
CRTDSPF	CRTICFF	CRTPRTF	CRTCLPGM
CRTSQLRPG	CRTSQLCBL	CRTRPGMOD	CRTBNDRPG
CRTCBLMOD	CRTBNDCL	CRTCMOD	CRTBNDCL
CRTCLMOD	CRTBNDCL	CRTSQLRPGI	CRTSQLCBLI
CRTSQLCI	CRTSRVPGM	CRTPGM	CRTPNLGRP
CRTMNU	processor processing the user-defined types represented as members		

Field Descriptions

Based on indicator. Whether the referenced file is used to base another file on. Possible values are N (no) and Y (yes). This field is used by the CRTLF processor.

Object library name used. The actual name of the library that contains the object that was referenced.

Object library name specified. The name of the library that contains the object that was not found.

Object name used. The actual name of the object that was referenced. This name must always be filled in.

Object name specified. The name of the object referenced that was not found.

Object type. The type of object that was not found.

Record length. The length of this record is 56.

Record type. The type of this record is '15'.

Reserved. An ignored field.

Object already exists error record

This record is passed when the compiler or preprocessor fails because the object that was to be created exists. There is no REPLACE parameter on the command because the compiler or preprocessor expects the object not to exist.

After passing this record, the compiler or preprocessor must also pass the Abnormal processor end record (see "Abnormal processor end record" on page 49).

Offset		Type	Field
Dec	Hex		
55	37	CHAR(1)	Reserved

Processors for which this record type applies

CRTCLPGM CRTCLMOD CRTBNDCBL CRTSQLCBLI
processor processing the user-defined types represented as members

Field Descriptions

Message identifier. The message ID of the completion message.

New program name. The name of the new program, per IDENTIFICATION DIVISION.

Object library name. The library where the object was created. This field contains blank if an error occurred.

Object name created. The name of the object created in the previous step. If an object was not created because of syntax errors or because REPLACE(*NO) was specified and the object already existed, this field contains '*ERROR'.

Object type. The type of object created. For example, *PGM or *MODULE.

Record length. The length of this record is 56.

Record type. The type of this record is '40'.

Reserved. An ignored field.

[Top](#) | ["High-Level Language APIs," on page 1](#) | [APIs by category](#)

Examples of Records Written

The following examples illustrate how compilers and preprocessors communicate with the Application Development Manager/400 APIs in different circumstances. In all these examples, assume that the compiles are submitted by an Application Development Manager/400 BLDPART command, which means it has called QLYSETS to set the status of the space to *READY before calling the compiler or preprocessor.

It is also assumed that a cleanup is done after the compile by calling QLYSETS again to set the status of the space to *COMPLETE.

Example 1

RPG/400^(R) compiler successfully compiles source that has one include in it.

The compiler first calls QLYGETS and determines that it was started by the BLDPART command. Then it calls QLYWRTBI to pass records of the following record types and in the following order:

1. **Processor member start**
2. **Include**
3. **Normal processor end**

Example 2

DDS compiler successfully compiles source of type LF and creates a logical file based on two physical files.

The compiler first calls QLYGETS and determines that it was started by the BLDPART command. Then it calls QLYWRTBI to pass records of the following record types and in the following order:

1. **Processor member start**
2. **File reference**

This record is called for the first physical file on which the logical file is based. The based-on indicator is set to Y (yes).

3. **File reference**

This record is called for the second physical file on which the logical file is based. The based-on indicator is set to Y (yes).

4. **Normal processor end**

Example 3

COBOL/400^(R) compiler fails when compiling source that has one include in it because the include was not found in *LIBL.

The compiler first calls QLYGETS and determines that it was started by a BLDPART command. Then it calls QLYWRTBI to pass records of the following record types and in the following order:

1. **Processor member start**
2. **Abnormal processor end**

Example 4

COBOL/400 compiler fails when compiling source that references a record format of a database file because the file was not found in *LIBL.

The compiler first calls QLYGETS and determines that it was started by a BLDPART command. Then it calls QLYWRTBI to pass records of the following record types and in the following order:

1. **Processor member start**
2. **External reference error**

The name of the *Library specified* passed to QLYWRTBI is *LIBL.

3. **Abnormal processor end**

Example 5

ILE C CRTBNDC compiler successfully compiles a *PGM from a source that has one include in it.

The compiler calls QLYGETS and determines that it was started by the BLDPART command. Then it calls QLYWRTBI to pass records of the following record types and in the following order:

1. **Processor member start**
2. **Include**
3. **Normal processor end call next**
4. **Processor object start**
5. **Normal processor end**

Note: The Processor object start and the Normal processor end records are written by the CRTPGM processor internally called by the CRTBNDC compiler.

Example 6

CRTPGM binder successfully binds objects from 2 modules, and references a bind directory and a service program.

The compiler calls QLYGETS and determines that it was started by the BLDPART command. Then it calls QLYWRTBI to pass records of the following record types and in the following order:

1. Processor object start
2. Module reference
3. Module reference
4. Bind directory reference
5. Service program reference
6. Normal processor end.

Top | "High-Level Language APIs," on page 1 | APIs by category

Using Application Development Manager/400 APIs

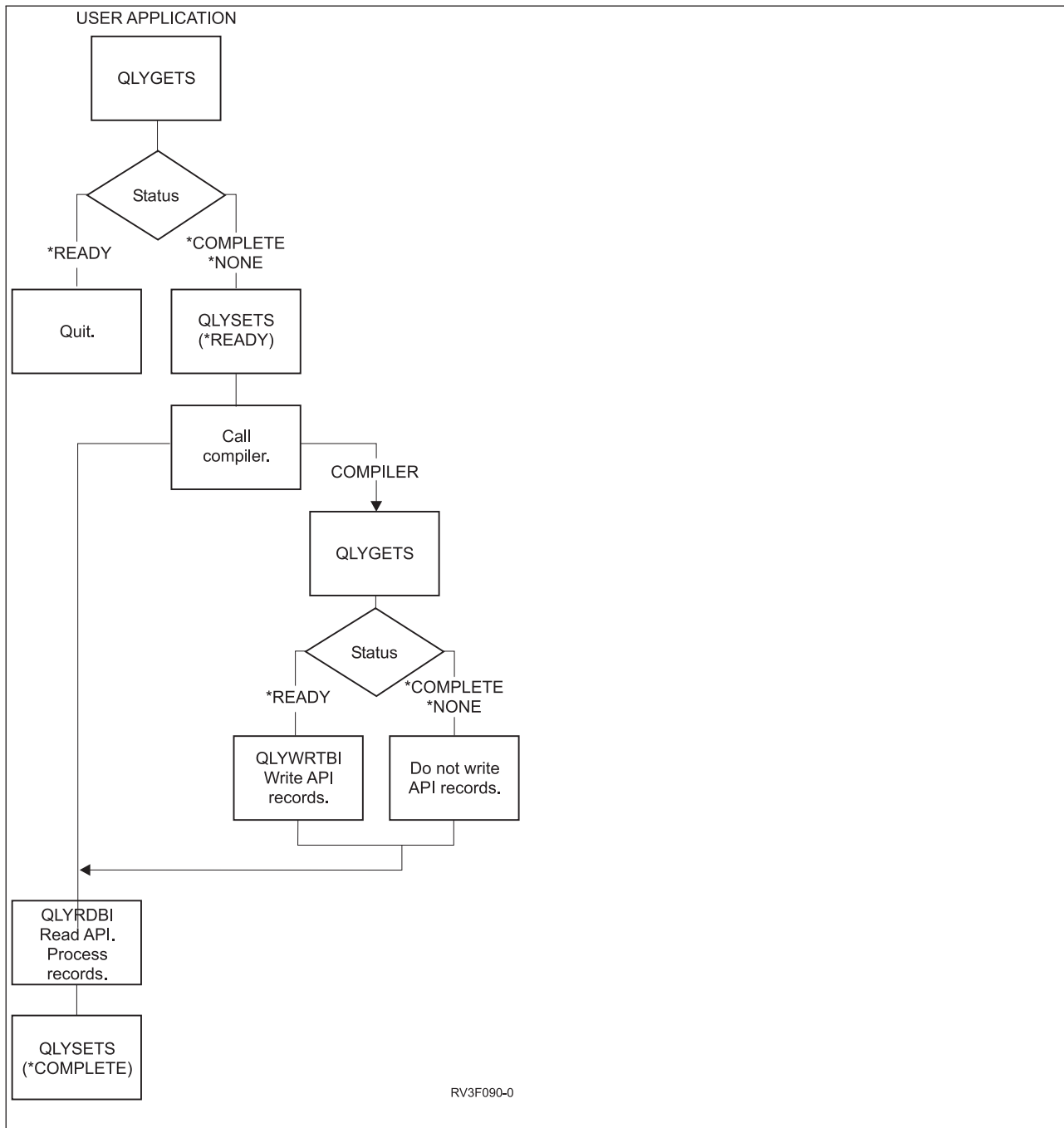
The following compilers and preprocessors use the the Application Development Manager/400 APIs.

Table 1. Compilers and preprocessors that can be used with the Application Development Manager/400 feature

Compiler/ Preprocessor Language	Compiler/Preprocessor OS/400 ^(R) Command	Supported if *PRV is Specified for Target Release
RPG/400 ^(R)	CRTRPGPGM	Yes
ILE RPG/400	No	
COBOL/400 ^(R)	CRTCBLPGM	Yes
ILE COBOL/400	No	
ILE CL	No	
ILE C	Yes	
CRTPE, CRTLE, CRTDSPF, CRTPRTE, CRTICFF	Not applicable	
CL	CRTCLPGM	Yes
CLD	CRTCLD	Yes
CMD	CRTCMD	Not applicable
CRTSQLRPG, CRTSQLCBL, CRTSQLCI	Yes	
CRTSQLRPGI, CRTSQLCBLI	No	
CRTSRVPGM	CRTSRVPGM	Yes
CRTPGM	CRTPGM	Yes
MENU	CRTMNU TYPE(*UIM)	Not applicable
PNLGRP	CRTPNLGRP	Not applicable
Notes:		
1. Default command is used by the BLDPART command.		
2. Appropriate default compiler command is used based on the part type and the language.		

The following diagram shows the proper usage and order in which the APIs should be called.

Overall Application Development Manager/400 API Usage



QLYGETS should be called by the application or compiler before calling the other three APIs: QLYSETS, QLYWRTBI, and QLYRDBI to verify that the space is available for use.

The following table describes the API space status values that can be received by calling the QLYGETS API, and the action that should be taken by the application or compiler that is calling the API.

Table 2. API Space Status

Status	Application	Compiler
*COMPLETE	The space is available for use. Call QLYSETS to set to *READY.	Do not write API records.
*NONE	The space does not exist. The application calls QLYSETS to create and set the space to *READY.	Do not write API records.
*READY	The space is in use by a compiler. The other APIs should not be called.	The space is available for writing.

Compilers use the APIs to write to the space. Applications use the APIs to read from the space.

Note: Unpredictable results can occur when the APIs are not properly used or are used in the incorrect order.

Calling multiple API-supporting compilers simultaneously in a single interactive session (one possible way of doing this is by pressing the Attention key and then command key F9 to get to the command line) may cause unpredictable results. The compiler can fail, for example, or incorrect or incomplete information can be put in the work space.

Top | "High-Level Language APIs," on page 1 | APIs by category

Appendix. Notices

This information was developed for products and services offered in the U.S.A.

IBM may not offer the products, services, or features discussed in this document in other countries. Consult your local IBM representative for information on the products and services currently available in your area. Any reference to an IBM product, program, or service is not intended to state or imply that only that IBM product, program, or service may be used. Any functionally equivalent product, program, or service that does not infringe any IBM intellectual property right may be used instead. However, it is the user's responsibility to evaluate and verify the operation of any non-IBM product, program, or service.

IBM may have patents or pending patent applications covering subject matter described in this document. The furnishing of this document does not grant you any license to these patents. You can send license inquiries, in writing, to:

IBM Director of Licensing
IBM Corporation
North Castle Drive
Armonk, NY 10504-1785
U.S.A.

For license inquiries regarding double-byte (DBCS) information, contact the IBM Intellectual Property Department in your country or send inquiries, in writing, to:

IBM World Trade Asia Corporation
Licensing
2-31 Roppongi 3-chome, Minato-ku
Tokyo 106-0032, Japan

The following paragraph does not apply to the United Kingdom or any other country where such provisions are inconsistent with local law: INTERNATIONAL BUSINESS MACHINES CORPORATION PROVIDES THIS PUBLICATION "AS IS" WITHOUT WARRANTY OF ANY KIND, EITHER EXPRESS OR IMPLIED, INCLUDING, BUT NOT LIMITED TO, THE IMPLIED WARRANTIES OF NON-INFRINGEMENT, MERCHANTABILITY OR FITNESS FOR A PARTICULAR PURPOSE. Some states do not allow disclaimer of express or implied warranties in certain transactions, therefore, this statement may not apply to you.

This information could include technical inaccuracies or typographical errors. Changes are periodically made to the information herein; these changes will be incorporated in new editions of the publication. IBM may make improvements and/or changes in the product(s) and/or the program(s) described in this publication at any time without notice.

Any references in this information to non-IBM Web sites are provided for convenience only and do not in any manner serve as an endorsement of those Web sites. The materials at those Web sites are not part of the materials for this IBM product and use of those Web sites is at your own risk.

IBM may use or distribute any of the information you supply in any way it believes appropriate without incurring any obligation to you.

Licensees of this program who wish to have information about it for the purpose of enabling: (i) the exchange of information between independently created programs and other programs (including this one) and (ii) the mutual use of the information which has been exchanged, should contact:

IBM Corporation
Software Interoperability Coordinator, Department YBWA
3605 Highway 52 N
Rochester, MN 55901
U.S.A.

Such information may be available, subject to appropriate terms and conditions, including in some cases, payment of a fee.

The licensed program described in this information and all licensed material available for it are provided by IBM under terms of the IBM Customer Agreement, IBM International Program License Agreement, IBM License Agreement for Machine Code, or any equivalent agreement between us.

Any performance data contained herein was determined in a controlled environment. Therefore, the results obtained in other operating environments may vary significantly. Some measurements may have been made on development-level systems and there is no guarantee that these measurements will be the same on generally available systems. Furthermore, some measurements may have been estimated through extrapolation. Actual results may vary. Users of this document should verify the applicable data for their specific environment.

All statements regarding IBM's future direction or intent are subject to change or withdrawal without notice, and represent goals and objectives only.

This information contains examples of data and reports used in daily business operations. To illustrate them as completely as possible, the examples include the names of individuals, companies, brands, and products. All of these names are fictitious and any similarity to the names and addresses used by an actual business enterprise is entirely coincidental.

COPYRIGHT LICENSE:

This information contains sample application programs in source language, which illustrate programming techniques on various operating platforms. You may copy, modify, and distribute these sample programs in any form without payment to IBM, for the purposes of developing, using, marketing or distributing application programs conforming to the application programming interface for the operating platform for which the sample programs are written. These examples have not been thoroughly tested under all conditions. IBM, therefore, cannot guarantee or imply reliability, serviceability, or function of these programs.

If you are viewing this information softcopy, the photographs and color illustrations may not appear.

Trademarks

The following terms are trademarks of International Business Machines Corporation in the United States, other countries, or both:

Advanced 36
Advanced Function Printing
Advanced Peer-to-Peer Networking
AFP
AIX
AS/400
COBOL/400
CUA
DB2
DB2 Universal Database
Distributed Relational Database Architecture
Domino
DPI

DRDA
eServer
GDDM
IBM
Integrated Language Environment
Intelligent Printer Data Stream
IPDS
iSeries
Lotus Notes
MVS
Netfinity
Net.Data
NetView
Notes
OfficeVision
Operating System/2
Operating System/400
OS/2
OS/400
PartnerWorld
PowerPC
PrintManager
Print Services Facility
RISC System/6000
RPG/400
RS/6000
SAA
SecureWay
System/36
System/370
System/38
System/390
VisualAge
WebSphere
xSeries

Microsoft, Windows, Windows NT, and the Windows logo are trademarks of Microsoft Corporation in the United States, other countries, or both.

Java and all Java-based trademarks are trademarks of Sun Microsystems, Inc. in the United States, other countries, or both.

UNIX is a registered trademark of The Open Group in the United States and other countries.

Other company, product, and service names may be trademarks or service marks of others.

Terms and conditions for downloading and printing publications

Permissions for the use of the information you have selected for download are granted subject to the following terms and conditions and your indication of acceptance thereof.

Personal Use: You may reproduce this information for your personal, noncommercial use provided that all proprietary notices are preserved. You may not distribute, display or make derivative works of this information, or any portion thereof, without the express consent of IBM^(R).

Commercial Use: You may reproduce, distribute and display this information solely within your enterprise provided that all proprietary notices are preserved. You may not make derivative works of this information, or reproduce, distribute or display this information or any portion thereof outside your enterprise, without the express consent of IBM.

Except as expressly granted in this permission, no other permissions, licenses or rights are granted, either express or implied, to the information or any data, software or other intellectual property contained therein.

IBM reserves the right to withdraw the permissions granted herein whenever, in its discretion, the use of the information is detrimental to its interest or, as determined by IBM, the above instructions are not being properly followed.

You may not download, export or re-export this information except in full compliance with all applicable laws and regulations, including all United States export laws and regulations. IBM MAKES NO GUARANTEE ABOUT THE CONTENT OF THIS INFORMATION. THE INFORMATION IS PROVIDED "AS-IS" AND WITHOUT WARRANTY OF ANY KIND, EITHER EXPRESSED OR IMPLIED, INCLUDING BUT NOT LIMITED TO IMPLIED WARRANTIES OF MERCHANTABILITY, NON-INFRINGEMENT, AND FITNESS FOR A PARTICULAR PURPOSE.

All material copyrighted by IBM Corporation.

By downloading or printing information from this site, you have indicated your agreement with these terms and conditions.

Code disclaimer information

This document contains programming examples.

SUBJECT TO ANY STATUTORY WARRANTIES WHICH CANNOT BE EXCLUDED, IBM^(R), ITS PROGRAM DEVELOPERS AND SUPPLIERS MAKE NO WARRANTIES OR CONDITIONS EITHER EXPRESS OR IMPLIED, INCLUDING BUT NOT LIMITED TO, THE IMPLIED WARRANTIES OR CONDITIONS OF MERCHANTABILITY, FITNESS FOR A PARTICULAR PURPOSE, AND NON-INFRINGEMENT, REGARDING THE PROGRAM OR TECHNICAL SUPPORT, IF ANY.

UNDER NO CIRCUMSTANCES IS IBM, ITS PROGRAM DEVELOPERS OR SUPPLIERS LIABLE FOR ANY OF THE FOLLOWING, EVEN IF INFORMED OF THEIR POSSIBILITY:

1. LOSS OF, OR DAMAGE TO, DATA;
2. SPECIAL, INCIDENTAL, OR INDIRECT DAMAGES, OR FOR ANY ECONOMIC CONSEQUENTIAL DAMAGES; OR
3. LOST PROFITS, BUSINESS, REVENUE, GOODWILL, OR ANTICIPATED SAVINGS.

SOME JURISDICTIONS DO NOT ALLOW THE EXCLUSION OR LIMITATION OF INCIDENTAL OR CONSEQUENTIAL DAMAGES, SO SOME OR ALL OF THE ABOVE LIMITATIONS OR EXCLUSIONS MAY NOT APPLY TO YOU.



Printed in USA