

Power Systems

System reference codes (1xxx - Axxx)

IBM

Power Systems

System reference codes (1xxx - Axxx)

IBM

Note

Before using this information and the product it supports, read the information in "Safety notices" on page ix, "Notices" on page 1093, the *IBM Systems Safety Notices* manual, G229-9054, and the *IBM Environmental Notices and User Guide*, Z125-5823.

This edition applies to IBM Power Systems™ servers that contain the POWER8® processor and to all associated models.

© Copyright IBM Corporation 2014, 2018.

US Government Users Restricted Rights – Use, duplication or disclosure restricted by GSA ADP Schedule Contract with IBM Corp.

Contents

Safety notices	ix
---------------------------------	-----------

System reference codes (1xxx - Axxx) overview	1
--	----------

Block replacement of FRUs	1
(1000) Reference codes	1
(1100) Reference codes	27
(169C) Reference codes	72
(1750) Reference codes	75
(198B) Reference codes	76
(198C) Reference codes	79
(198D) Reference codes	81
(198E) Reference codes	84
(19A1) Reference codes	86
(19A3) Reference codes	89
(19A4) Reference codes	92
(19B0) Reference codes	95
(19B1) Reference codes	98
(19B3) Reference codes	101
(19B4) Reference codes	104
(19B5) Reference codes	107
(19B7) Reference codes	110
(2058) Reference codes	113
(2105) Reference codes	113
(2107) Reference codes	114
(2145) Reference codes	116
(266D) Reference codes	117
(266E) Reference codes	117
(266F) Reference codes	117
(2689) Reference codes	118
(2742) Reference codes	124
(2743) Reference codes	124
(2744) Reference codes	124
(2745) Reference codes	124
(2746) Reference codes	125
(2749) Reference codes	125
(2757) Reference codes	137
(2760) Reference codes	144
(2763) Reference codes	144
(2765) Reference codes	151
(2766) Reference codes	153
(2767) Reference codes	155
(2768) Reference codes	166
(2771) Reference codes	178
(2772) Reference codes	179
(2782) Reference codes	179
(2787) Reference codes	186
(2793) Reference codes	188
(2805) Reference codes	188
(280D) Reference codes	188
(280E) Reference codes	190
(2838) Reference codes	192
(283C) Reference codes	192
(283D) Reference codes	194
(2842) Reference codes	195
(2843) Reference codes	206

(2844) Reference codes	218
(2847) Reference codes	230
(2849) Reference codes	234
(284B) Reference codes	234
(2875) Reference codes	246
(2876) Reference codes	247
(2890) Reference codes	248
(2892) Reference codes	254
(28A6) Reference codes	260
(28A8) Reference codes	262
(28B9) Reference codes	263
(28CB) Reference codes	264
(28CC) Reference codes	265
(293C) Reference codes	267
(293D) Reference codes	268
(297D) Reference codes	269
(2A39) Reference codes	271
(2B09) Reference codes	272
(2B0F) Reference codes	272
(2B4C) Reference codes	273
(2B56) Reference codes	280
(2B57) Reference codes	280
(2B5A) Reference codes	281
(2B6C) Reference codes	281
(2B74) Reference codes	281
(2B93) Reference codes	282
(2B9B) Reference codes	284
(2BBE) Reference codes	287
(2BD6) Reference codes	288
(2BD8) Reference codes	289
(2BD9) Reference codes	291
(2BE0) Reference codes	298
(2BE1) Reference codes	305
(2BF3) Reference codes	320
(2BF4) Reference codes	320
(2C4C) Reference codes	320
(2C4D) Reference codes	320
(2CE3) Reference codes	321
(2CE4) Reference codes	321
(2CEC) Reference codes	321
(3494) Reference codes	321
(3580) Reference codes	323
(3592) Reference codes	327
(4320) Reference codes	332
(4322) Reference codes	335
(4323) Reference codes	337
(4325) Reference codes	340
(4326) Reference codes	342
(4327) Reference codes	344
(4328) Reference codes	346
(4329) Reference codes	349
(433B) Reference codes	351
(433C) Reference codes	353
(433D) Reference codes	356
(4685) Reference codes	358
(4758) Reference codes	363
(4764) Reference codes	364
(4765) Reference codes	364
(4812) Reference codes	365
(506D) Reference codes	368
(506E) Reference codes	369

(509A) Reference codes	370
(509D) Reference codes	372
(50A4) Reference codes	372
(50AD) Reference codes	374
(50B1) Reference codes	375
(5619) Reference codes	377
(5638) Reference codes	381
(5675) Reference codes	386
(5700) Reference codes	392
(5701) Reference codes	392
(5702) Reference codes	392
(5703) Reference codes	404
(5704) Reference codes	411
(5706) Reference codes	413
(5707) Reference codes	413
(5708) Reference codes	413
(5709) Reference codes	416
(570B) Reference codes	423
(571A) Reference codes	434
(571B) Reference codes	444
(572A) Reference codes	453
(572B) Reference codes	460
(572C) Reference codes	467
(573A) Reference codes	475
(573B) Reference codes	475
(573C) Reference codes	476
(573D) Reference codes	476
(573E) Reference codes	485
(5746) Reference codes	494
(574E) Reference codes	499
(574F) Reference codes	506
(5755) Reference codes	509
(5767) Reference codes	513
(5768) Reference codes	514
(576A) Reference codes	514
(576B) Reference codes	514
(576C) Reference codes	517
(576D) Reference codes	517
(576E) Reference codes	517
(576F) Reference codes	517
(5774) Reference codes	518
(577D) Reference codes	520
(577F) Reference codes	522
(57B1) Reference codes	524
(57B2) Reference codes	532
(57B3) Reference codes	540
(57B4) Reference codes	547
(57B5) Reference codes	555
(57B7) Reference codes	563
(57B8) Reference codes	565
(57BB) Reference codes	572
(57C3) Reference codes	580
(57C4) Reference codes	589
(57C6) Reference codes	597
(57C7) Reference codes	605
(57CB) Reference codes	613
(57CC) Reference codes	627
(57CD) Reference codes	635
(57CE) Reference codes	643
(57CF) Reference codes	651
(57D2) Reference codes	665

(57D3) Reference codes	666
(57D4) Reference codes	668
(57D7) Reference codes	668
(57D8) Reference codes	675
(57FC) Reference codes	683
(57FE) Reference codes	686
(57FF) Reference codes	688
(58B0) Reference codes	697
(58B2) Reference codes	700
(58B3) Reference codes	703
(58B4) Reference codes	706
(58B5) Reference codes	709
(58B6) Reference codes	712
(58B8) Reference codes	715
(58B9) Reference codes	718
(58BB) Reference codes	721
(58F8) Reference codes	724
(58F9) Reference codes	726
(5907) Reference codes	728
(59BE) Reference codes	733
(59C0) Reference codes	736
(59C2) Reference codes	739
(59C3) Reference codes	742
(59C8) Reference codes	745
(59C9) Reference codes	748
(59CC) Reference codes	751
(59CD) Reference codes	754
(59CE) Reference codes	757
(59CF) Reference codes	760
(59D0) Reference codes	763
(59D2) Reference codes	766
(59D3) Reference codes	769
(59D8) Reference codes	772
(59DA) Reference codes	775
(59DB) Reference codes	778
(59DD) Reference codes	781
(59DE) Reference codes	784
(59E0) Reference codes	787
(59E1) Reference codes	790
(59E4) Reference codes	793
(59E5) Reference codes	796
(59E6) Reference codes	799
(59E8) Reference codes	802
(59E9) Reference codes	805
(59EA) Reference codes	808
(59EB) Reference codes	811
(59F6) Reference codes	814
(59F7) Reference codes	817
(59FC) Reference codes	820
(59FD) Reference codes	823
(5B0E) Reference codes	826
(5B0F) Reference codes	829
(5B10) Reference codes	832
(5B11) Reference codes	835
(5B12) Reference codes	838
(5B13) Reference codes	841
(5B14) Reference codes	844
(5B15) Reference codes	847
(5B16) Reference codes	850
(5B17) Reference codes	853
(5B18) Reference codes	856

(5B19) Reference codes	859
(5B1A) Reference codes	862
(5B1B) Reference codes	865
(5B20) Reference codes	868
(5B21) Reference codes	870
(5B29) Reference codes	873
(5B2B) Reference codes	876
(5B2C) Reference codes	879
(5B2D) Reference codes	881
(5B30) Reference codes	884
(5B31) Reference codes	887
(5B32) Reference codes	889
(5B33) Reference codes	892
(5B34) Reference codes	894
(5B41) Reference codes	897
(5B43) Reference codes	899
(5B45) Reference codes	902
(5B47) Reference codes	905
(6258) Reference codes	907
(6279) Reference codes	912
(6320) Reference codes	918
(6321) Reference codes	921
(632B) Reference codes	924
(632C) Reference codes	925
(6330) Reference codes	927
(6331) Reference codes	930
(6333) Reference codes	935
(6336) Reference codes	938
(6337) Reference codes	941
(6382) Reference codes	944
(6383) Reference codes	948
(6384) Reference codes	953
(6386) Reference codes	959
(6387) Reference codes	963
(63A0) Reference codes	968
(63A1) Reference codes	974
(63B8) Reference codes	978
(63BC) Reference codes	981
(6600) Reference codes	983
(6607) Reference codes	986
(6713) Reference codes	988
(6714) Reference codes	990
(6717) Reference codes	992
(6718) Reference codes	995
(6719) Reference codes	997
(6A59) Reference codes	999
(6B22) Reference codes	1001
(6B23) Reference codes	1001
(6B24) Reference codes	1001
(6B25) Reference codes	1001
(7207) Reference codes	1002
(78D1) Reference codes	1007
(9429) Reference codes	1017
(A1xx) Reference codes	1020
(A2xx) Reference codes	1021
(A6xx) Reference codes	1025
(A7xx) Reference codes	1086
(AAxx) Reference codes	1091

Notices	1093
Accessibility features for IBM Power Systems servers.	1094

Privacy policy considerations.	1095
Trademarks	1096
Electronic emission notices	1096
Class A Notices	1096
Class B Notices	1100
Terms and conditions	1103

Safety notices

Safety notices may be printed throughout this guide:

- **DANGER** notices call attention to a situation that is potentially lethal or extremely hazardous to people.
- **CAUTION** notices call attention to a situation that is potentially hazardous to people because of some existing condition.
- **Attention** notices call attention to the possibility of damage to a program, device, system, or data.

World Trade safety information

Several countries require the safety information contained in product publications to be presented in their national languages. If this requirement applies to your country, safety information documentation is included in the publications package (such as in printed documentation, on DVD, or as part of the product) shipped with the product. The documentation contains the safety information in your national language with references to the U.S. English source. Before using a U.S. English publication to install, operate, or service this product, you must first become familiar with the related safety information documentation. You should also refer to the safety information documentation any time you do not clearly understand any safety information in the U.S. English publications.

Replacement or additional copies of safety information documentation can be obtained by calling the IBM Hotline at 1-800-300-8751.

German safety information

Das Produkt ist nicht für den Einsatz an Bildschirmarbeitsplätzen im Sinne § 2 der Bildschirmarbeitsverordnung geeignet.

Laser safety information

IBM® servers can use I/O cards or features that are fiber-optic based and that utilize lasers or LEDs.

Laser compliance

IBM servers may be installed inside or outside of an IT equipment rack.

DANGER: When working on or around the system, observe the following precautions:

Electrical voltage and current from power, telephone, and communication cables are hazardous. To avoid a shock hazard:

- If IBM supplied the power cord(s), connect power to this unit only with the IBM provided power cord. Do not use the IBM provided power cord for any other product.
- Do not open or service any power supply assembly.
- Do not connect or disconnect any cables or perform installation, maintenance, or reconfiguration of this product during an electrical storm.
- The product might be equipped with multiple power cords. To remove all hazardous voltages, disconnect all power cords.
 - For AC power, disconnect all power cords from their AC power source.
 - For racks with a DC power distribution panel (PDP), disconnect the customer's DC power source to the PDP.
- When connecting power to the product ensure all power cables are properly connected.

- For racks with AC power, connect all power cords to a properly wired and grounded electrical outlet. Ensure that the outlet supplies proper voltage and phase rotation according to the system rating plate.
- For racks with a DC power distribution panel (PDP), connect the customer's DC power source to the PDP. Ensure that the proper polarity is used when attaching the DC power and DC power return wiring.
- Connect any equipment that will be attached to this product to properly wired outlets.
- When possible, use one hand only to connect or disconnect signal cables.
- Never turn on any equipment when there is evidence of fire, water, or structural damage.
- Do not attempt to switch on power to the machine until all possible unsafe conditions are corrected.
- Assume that an electrical safety hazard is present. Perform all continuity, grounding, and power checks specified during the subsystem installation procedures to ensure that the machine meets safety requirements.
- Do not continue with the inspection if any unsafe conditions are present.
- Before you open the device covers, unless instructed otherwise in the installation and configuration procedures: Disconnect the attached AC power cords, turn off the applicable circuit breakers located in the rack power distribution panel (PDP), and disconnect any telecommunications systems, networks, and modems.

DANGER:

- Connect and disconnect cables as described in the following procedures when installing, moving, or opening covers on this product or attached devices.

To Disconnect:

1. Turn off everything (unless instructed otherwise).
2. For AC power, remove the power cords from the outlets.
3. For racks with a DC power distribution panel (PDP), turn off the circuit breakers located in the PDP and remove the power from the Customer's DC power source.
4. Remove the signal cables from the connectors.
5. Remove all cables from the devices.

To Connect:

1. Turn off everything (unless instructed otherwise).
2. Attach all cables to the devices.
3. Attach the signal cables to the connectors.
4. For AC power, attach the power cords to the outlets.
5. For racks with a DC power distribution panel (PDP), restore the power from the Customer's DC power source and turn on the circuit breakers located in the PDP.
6. Turn on the devices.

Sharp edges, corners and joints may be present in and around the system. Use care when handling equipment to avoid cuts, scrapes and pinching. (D005)

(R001 part 1 of 2):

DANGER: Observe the following precautions when working on or around your IT rack system:

- Heavy equipment—personal injury or equipment damage might result if mishandled.
- Always lower the leveling pads on the rack cabinet.
- Always install stabilizer brackets on the rack cabinet.
- To avoid hazardous conditions due to uneven mechanical loading, always install the heaviest devices in the bottom of the rack cabinet. Always install servers and optional devices starting from the bottom of the rack cabinet.
- Rack-mounted devices are not to be used as shelves or work spaces. Do not place objects on top of rack-mounted devices. In addition, do not lean on rack mounted devices and do not use them to stabilize your body position (for example, when working from a ladder).



- Each rack cabinet might have more than one power cord.
 - For AC powered racks, be sure to disconnect all power cords in the rack cabinet when directed to disconnect power during servicing.
 - For racks with a DC power distribution panel (PDP), turn off the circuit breaker that controls the power to the system unit(s), or disconnect the customer's DC power source, when directed to disconnect power during servicing.
- Connect all devices installed in a rack cabinet to power devices installed in the same rack cabinet. Do not plug a power cord from a device installed in one rack cabinet into a power device installed in a different rack cabinet.
- An electrical outlet that is not correctly wired could place hazardous voltage on the metal parts of the system or the devices that attach to the system. It is the responsibility of the customer to ensure that the outlet is correctly wired and grounded to prevent an electrical shock.

(R001 part 2 of 2):

CAUTION:

- Do not install a unit in a rack where the internal rack ambient temperatures will exceed the manufacturer's recommended ambient temperature for all your rack-mounted devices.
- Do not install a unit in a rack where the air flow is compromised. Ensure that air flow is not blocked or reduced on any side, front, or back of a unit used for air flow through the unit.
- Consideration should be given to the connection of the equipment to the supply circuit so that overloading of the circuits does not compromise the supply wiring or overcurrent protection. To provide the correct power connection to a rack, refer to the rating labels located on the equipment in the rack to determine the total power requirement of the supply circuit.
- *(For sliding drawers.)* Do not pull out or install any drawer or feature if the rack stabilizer brackets are not attached to the rack. Do not pull out more than one drawer at a time. The rack might become unstable if you pull out more than one drawer at a time.



- *(For fixed drawers.)* This drawer is a fixed drawer and must not be moved for servicing unless specified by the manufacturer. Attempting to move the drawer partially or completely out of the rack might cause the rack to become unstable or cause the drawer to fall out of the rack.

CAUTION:

Removing components from the upper positions in the rack cabinet improves rack stability during relocation. Follow these general guidelines whenever you relocate a populated rack cabinet within a room or building.

- Reduce the weight of the rack cabinet by removing equipment starting at the top of the rack cabinet. When possible, restore the rack cabinet to the configuration of the rack cabinet as you received it. If this configuration is not known, you must observe the following precautions:
 - Remove all devices in the 32U position (compliance ID RACK-001 or 22U (compliance ID RR001) and above.
 - Ensure that the heaviest devices are installed in the bottom of the rack cabinet.
 - Ensure that there are little-to-no empty U-levels between devices installed in the rack cabinet below the 32U (compliance ID RACK-001 or 22U (compliance ID RR001) level, unless the received configuration specifically allowed it.
- If the rack cabinet you are relocating is part of a suite of rack cabinets, detach the rack cabinet from the suite.
- If the rack cabinet you are relocating was supplied with removable outriggers they must be reinstalled before the cabinet is relocated.
- Inspect the route that you plan to take to eliminate potential hazards.
- Verify that the route that you choose can support the weight of the loaded rack cabinet. Refer to the documentation that comes with your rack cabinet for the weight of a loaded rack cabinet.
- Verify that all door openings are at least 760 x 230 mm (30 x 80 in.).
- Ensure that all devices, shelves, drawers, doors, and cables are secure.
- Ensure that the four leveling pads are raised to their highest position.
- Ensure that there is no stabilizer bracket installed on the rack cabinet during movement.
- Do not use a ramp inclined at more than 10 degrees.
- When the rack cabinet is in the new location, complete the following steps:
 - Lower the four leveling pads.
 - Install stabilizer brackets on the rack cabinet.
 - If you removed any devices from the rack cabinet, repopulate the rack cabinet from the lowest position to the highest position.
- If a long-distance relocation is required, restore the rack cabinet to the configuration of the rack cabinet as you received it. Pack the rack cabinet in the original packaging material, or equivalent. Also lower the leveling pads to raise the casters off of the pallet and bolt the rack cabinet to the pallet.

(R002)

(L001)



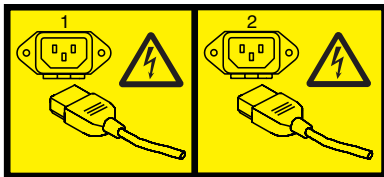
DANGER: Hazardous voltage, current, or energy levels are present inside any component that has this label attached. Do not open any cover or barrier that contains this label. (L001)

(L002)




DANGER: Rack-mounted devices are not to be used as shelves or work spaces. (L002)

(L003)



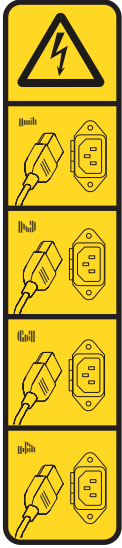
or




or



or



or



DANGER: Multiple power cords. The product might be equipped with multiple AC power cords or multiple DC power cables. To remove all hazardous voltages, disconnect all power cords and power cables. (L003)

(L007)



CAUTION: A hot surface nearby. (L007)

(L008)



CAUTION: Hazardous moving parts nearby. (L008)

All lasers are certified in the U.S. to conform to the requirements of DHHS 21 CFR Subchapter J for class 1 laser products. Outside the U.S., they are certified to be in compliance with IEC 60825 as a class 1 laser product. Consult the label on each part for laser certification numbers and approval information.

CAUTION:

This product might contain one or more of the following devices: CD-ROM drive, DVD-ROM drive, DVD-RAM drive, or laser module, which are Class 1 laser products. Note the following information:

- **Do not remove the covers. Removing the covers of the laser product could result in exposure to hazardous laser radiation. There are no serviceable parts inside the device.**
- **Use of the controls or adjustments or performance of procedures other than those specified herein might result in hazardous radiation exposure.**

(C026)

CAUTION:

Data processing environments can contain equipment transmitting on system links with laser modules that operate at greater than Class 1 power levels. For this reason, never look into the end of an optical fiber cable or open receptacle. Although shining light into one end and looking into the other end of a disconnected optical fiber to verify the continuity of optic fibers many not injure the eye, this procedure is potentially dangerous. Therefore, verifying the continuity of optical fibers by shining light into one end and looking at the other end is not recommended. To verify continuity of a fiber optic cable, use an optical light source and power meter. (C027)

CAUTION:

This product contains a Class 1M laser. Do not view directly with optical instruments. (C028)

CAUTION:

Some laser products contain an embedded Class 3A or Class 3B laser diode. Note the following information: laser radiation when open. Do not stare into the beam, do not view directly with optical instruments, and avoid direct exposure to the beam. (C030)

CAUTION:

The battery contains lithium. To avoid possible explosion, do not burn or charge the battery.

Do Not:

- **Throw or immerse into water**
- **Heat to more than 100°C (212°F)**
- **Repair or disassemble**

Exchange only with the IBM-approved part. Recycle or discard the battery as instructed by local regulations. In the United States, IBM has a process for the collection of this battery. For information, call 1-800-426-4333. Have the IBM part number for the battery unit available when you call. (C003)

CAUTION:

Regarding IBM provided VENDOR LIFT TOOL:

- Operation of LIFT TOOL by authorized personnel only.
- LIFT TOOL intended for use to assist, lift, install, remove units (load) up into rack elevations. It is not to be used loaded transporting over major ramps nor as a replacement for such designated tools like pallet jacks, walkies, fork trucks and such related relocation practices. When this is not practicable, specially trained persons or services must be used (for instance, riggers or movers).
- Read and completely understand the contents of LIFT TOOL operator's manual before using. Failure to read, understand, obey safety rules, and follow instructions may result in property damage and/or personal injury. If there are questions, contact the vendor's service and support. Local paper manual must remain with machine in provided storage sleeve area. Latest revision manual available on vendor's web site.
- Test verify stabilizer brake function before each use. Do not over-force moving or rolling the LIFT TOOL with stabilizer brake engaged.
- Do not move LIFT TOOL while platform is raised, except for minor positioning.
- Do not exceed rated load capacity. See LOAD CAPACITY CHART regarding maximum loads at center versus edge of extended platform.
- Only raise load if properly centered on platform. Do not place more than 200 lb (91 kg) on edge of sliding platform shelf also considering the load's center of mass/gravity (CoG).
- Do not corner load the platform tilt riser accessory option. Secure platform riser tilt option to main shelf in all four (4x) locations with provided hardware only, prior to use. Load objects are designed to slide on/off smooth platforms without appreciable force, so take care not to push or lean. Keep riser tilt option flat at all times except for final minor adjustment when needed.
- Do not stand under overhanging load.
- Do not use on uneven surface, incline or decline (major ramps).
- Do not stack loads.
- Do not operate while under the influence of drugs or alcohol.
- Do not support ladder against LIFT TOOL.
- Tipping hazard. Do not push or lean against load with raised platform.
- Do not use as a personnel lifting platform or step. No riders.
- Do not stand on any part of lift. Not a step.
- Do not climb on mast.
- Do not operate a damaged or malfunctioning LIFT TOOL machine.
- Crush and pinch point hazard below platform. Only lower load in areas clear of personnel and obstructions. Keep hands and feet clear during operation.
- No Forks. Never lift or move bare LIFT TOOL MACHINE with pallet truck, jack or fork lift.
- Mast extends higher than platform. Be aware of ceiling height, cable trays, sprinklers, lights, and other overhead objects.
- Do not leave LIFT TOOL machine unattended with an elevated load.
- Watch and keep hands, fingers, and clothing clear when equipment is in motion.
- Turn Winch with hand power only. If winch handle cannot be cranked easily with one hand, it is probably over-loaded. Do not continue to turn winch past top or bottom of platform travel. Excessive unwinding will detach handle and damage cable. Always hold handle when lowering, unwinding. Always assure self that winch is holding load before releasing winch handle.
- A winch accident could cause serious injury. Not for moving humans. Make certain clicking sound is heard as the equipment is being raised. Be sure winch is locked in position before releasing handle. Read instruction page before operating this winch. Never allow winch to unwind freely. Freewheeling will cause uneven cable wrapping around winch drum, damage cable, and may cause serious injury. (C048)

Power and cabling information for NEBS (Network Equipment-Building System) GR-1089-CORE

The following comments apply to the IBM servers that have been designated as conforming to NEBS (Network Equipment-Building System) GR-1089-CORE:

The equipment is suitable for installation in the following:

- Network telecommunications facilities
- Locations where the NEC (National Electrical Code) applies

The intrabuilding ports of this equipment are suitable for connection to intrabuilding or unexposed wiring or cabling only. The intrabuilding ports of this equipment *must not* be metalically connected to the interfaces that connect to the OSP (outside plant) or its wiring. These interfaces are designed for use as intrabuilding interfaces only (Type 2 or Type 4 ports as described in GR-1089-CORE) and require isolation from the exposed OSP cabling. The addition of primary protectors is not sufficient protection to connect these interfaces metalically to OSP wiring.

Note: All Ethernet cables must be shielded and grounded at both ends.

The ac-powered system does not require the use of an external surge protection device (SPD).

The dc-powered system employs an isolated DC return (DC-I) design. The DC battery return terminal *shall not* be connected to the chassis or frame ground.

The dc-powered system is intended to be installed in a common bonding network (CBN) as described in GR-1089-CORE.

System reference codes (1xxx - Axxx) overview

Reference codes are diagnostics aids that help you find solutions to system problems.

Reference codes are diagnostic aids that help you determine the source of a hardware or operating system problem. Using a reference code enables you to find the solution to fix the problem. To use reference codes effectively, you must use them in conjunction with other service and support procedures.

Note: System reference codes (SRCs) often indicate failing items. Some failing items are required to be exchanged in groups until the problem is solved. Other failing items are flagged as mandatory exchange and must be exchanged before the service action is complete, even if the problem appears to have been repaired. For more information, see “Block replacement of FRUs.”

Block replacement of FRUs

Sometimes, multiple field replaceable units (FRUs) or procedures are called out for replacement by an SRC listed in the service action log (SAL). Each FRU or procedure has a priority, and procedures are always in priority order, from highest to lowest priority. Follow the steps below:

1. Perform all high priority or mandatory FRU replacements or procedures at the same time (as a block).
2. If the problem persists after performing the high priority FRU replacements or procedures, then perform the medium priority FRU replacements or procedures one at a time, unless a medium grouping priority is associated with the FRUs or procedures that are called out in the SRC. A medium grouping priority, shown with an A, B, or C, means that you need to perform all the FRU replacements or procedures in that group at the same time (as a block).
3. Finally, if the problem still persists after performing the medium priority FRU replacements or procedures, then perform the low priority FRU replacements or procedures one at a time.

The priorities of performing the FRU replacements or procedures are shown in the following ways, depending on how you view the SRC:

- Advanced System Management Interface (ASMI): The ASMI shows a priority with each callout in the log.
- Control panel: The control panel shows one of the following priorities with each callout:
 - H = High
 - M = Medium
 - MA = Medium group A
 - MB = Medium group B
 - MC = Medium group C
 - L = Low
- Management console: The details of the serviceable event display the FRU replacement priority as high, medium, and so on.
- Service action log: In the SAL, the Part Action for the FRU in the view of the event shows the replacement priority.

(1000) Reference codes

100000AC

Explanation: An AC loss was detected.

Response: If this is a tracking event, no service actions

are required. Otherwise, use the FRU and procedure callouts detailed with the SRC to determine service actions.

Problem determination: The system may have

experienced an AC Power Loss external to the system such as utility or building power and the system may have recovered.

1. If there was a utility, building or room power loss that would have affected the system at the same time this SRC was reported then you can ignore and close this event. No service is required. Otherwise continue with the next step in this procedure.
2. Ensure the line cords are properly connected and seated on both ends. For help in locating the line cords of the power supply reporting this problem use the location code in the serviceable event or the symbolic FRU in the failing items list below.
3. If the system was just installed or moved, verify the AC input voltage is correct.
4. If the problem is not resolved then report this problem to your service provider.

100000C6

Explanation: The PCIe3 expansion drawer has powered on.

Response: If this is a tracking event, no service actions are required. Otherwise, use the FRU and procedure callouts detailed with the SRC to determine service actions.

100000EF

Explanation: An emergency power off occurred.

Response: If this is a tracking event, no service actions are required. Otherwise, use the FRU and procedure callouts detailed with the SRC to determine service actions.

10001100

Explanation: Power Supply non power fault (PS1)

Response: If this is a tracking event, no service actions are required. Otherwise, use the FRU and procedure callouts detailed with the SRC to determine service actions.

10001101

Explanation: Power Supply non power fault (PS2)

Response: If this is a tracking event, no service actions are required. Otherwise, use the FRU and procedure callouts detailed with the SRC to determine service actions.

10001300

Explanation: Power Supply power fault (PS1)

Response: If this is a tracking event, no service actions are required. Otherwise, use the FRU and procedure callouts detailed with the SRC to determine service actions.

10001301

Explanation: Power Supply power fault (PS2)

Response: If this is a tracking event, no service actions are required. Otherwise, use the FRU and procedure callouts detailed with the SRC to determine service actions.

10001400

Explanation: Domain Fault allocated to node (PS1)

Response: If this is a tracking event, no service actions are required. Otherwise, use the FRU and procedure callouts detailed with the SRC to determine service actions.

10001401

Explanation: Domain Fault allocated to node (PS2)

Response: If this is a tracking event, no service actions are required. Otherwise, use the FRU and procedure callouts detailed with the SRC to determine service actions.

10001500

Explanation: Power Supply AC fault (PS1)

Response: If this is a tracking event, no service actions are required. Otherwise, use the FRU and procedure callouts detailed with the SRC to determine service actions.

10001501

Explanation: Power Supply AC fault (PS2)

Response: If this is a tracking event, no service actions are required. Otherwise, use the FRU and procedure callouts detailed with the SRC to determine service actions.

10001510

Explanation: Power Supply AC fault (PS1)

Response: If this is a tracking event, no service actions are required. Otherwise, use the FRU and procedure callouts detailed with the SRC to determine service actions.

Failing Item:

- PWRSPPLY
- TWRCARD

10001511

Explanation: Power Supply power fault (PS1)

Response: If this is a tracking event, no service actions are required. Otherwise, use the FRU and procedure callouts detailed with the SRC to determine service actions.

Failing Item:

- PWRSPPLY
- TWRCARD

10001512

Explanation: Power Supply non power fault (PS1)

Response: If this is a tracking event, no service actions are required. Otherwise, use the FRU and procedure callouts detailed with the SRC to determine service actions.

Failing Item:

- PWRSPPLY
- TWRCARD
- CBLALL

10001513

Explanation: Domain Fault allocated to node (PS1)

Response: The FRU callouts are calculated at the time of the failure. See the error log for the actual replacement strategy.

Failing Item:

- PWRSPPLY
- TWRCARD

10001516

Explanation: Power Supply missing (PS1)

Response: The FRU callouts are calculated at the time of the failure. See the error log for the actual replacement strategy.

Failing Item:

- PWRSPPLY
- TWRCARD

1000151F

Explanation: Fan Fault - PS1 MPS fault bit set

Response: The FRU callouts are calculated at the time of the failure. See the error log for the actual replacement strategy.

10001520

Explanation: Power Supply AC fault (PS2)

Response: The FRU callouts are calculated at the time of the failure. See the error log for the actual replacement strategy.

Failing Item:

- PWRSPPLY
- TWRCARD

10001521

Explanation: Power Supply power fault (PS2)

Response: The FRU callouts are calculated at the time of the failure. See the error log for the actual replacement strategy.

Failing Item:

- PWRSPPLY
- TWRCARD

10001522

Explanation: Power Supply non power fault (PS2)

Response: The FRU callouts are calculated at the time of the failure. See the error log for the actual replacement strategy.

Failing Item:

- PWRSPPLY
- TWRCARD
- CBLALL

10001523

Explanation: Domain Fault allocated to node (PS2)

Response: The FRU callouts are calculated at the time of the failure. See the error log for the actual replacement strategy.

Failing Item:

- PWRSPPLY
- TWRCARD

10001526

Explanation: Power Supply missing (PS2)

Response: The FRU callouts are calculated at the time of the failure. See the error log for the actual replacement strategy.

Failing Item:

- PWRSPPLY
- TWRCARD

1000152F

Explanation: Fan Fault - PS2 MPS fault bit set

Response: The FRU callouts are calculated at the time of the failure. See the error log for the actual replacement strategy.

10001600

Explanation: Power Supply missing (PS1)

Response: If this is a tracking event, no service actions are required. Otherwise, use the FRU and procedure callouts detailed with the SRC to determine service actions.

10001601

Explanation: Power Supply missing (PS2)

Response: If this is a tracking event, no service actions are required. Otherwise, use the FRU and procedure callouts detailed with the SRC to determine service actions.

10001700

Explanation: Fan Fault - PS1 MPS fault bit set

Response: If this is a tracking event, no service actions are required. Otherwise, use the FRU and procedure callouts detailed with the SRC to determine service actions.

10001701

Explanation: Fan Fault - PS2 MPS fault bit set

Response: If this is a tracking event, no service actions are required. Otherwise, use the FRU and procedure callouts detailed with the SRC to determine service actions.

10001F02

Explanation: An ILOG threshold was reached.

Response: If this is a tracking event, no service actions are required. Otherwise, use the FRU and procedure callouts detailed with the SRC to determine service actions.

10002610

Explanation: P1 IO Bay VRM not plugged

Response: If this is a tracking event, no service actions are required. Otherwise, use the FRU and procedure callouts detailed with the SRC to determine service actions.

10002611

Explanation: P2 IO Bay VRM not plugged

Response: If this is a tracking event, no service actions are required. Otherwise, use the FRU and procedure callouts detailed with the SRC to determine service actions.

10002620

Explanation: P1 IO Bay 3.3VCS Pgood Fault

Response: If this is a tracking event, no service actions are required. Otherwise, use the FRU and procedure callouts detailed with the SRC to determine service actions.

10002621

Explanation: P2 IO Bay 3.3VCS Pgood Fault

Response: If this is a tracking event, no service actions are required. Otherwise, use the FRU and procedure callouts detailed with the SRC to determine service actions.

10002630

Explanation: P1 IO Bay 1.2VCS Module Pgood Fault

Response: If this is a tracking event, no service actions are required. Otherwise, use the FRU and procedure callouts detailed with the SRC to determine service actions.

10002631

Explanation: P2 IO Bay 1.2VCS Module Pgood Fault

Response: If this is a tracking event, no service actions are required. Otherwise, use the FRU and procedure callouts detailed with the SRC to determine service actions.

10002640

Explanation: P1 IO Bay 1.2VCS Module B Pgood Fault

Response: If this is a tracking event, no service actions are required. Otherwise, use the FRU and procedure callouts detailed with the SRC to determine service actions.

10002641

Explanation: P2 IO Bay 1.2VCS Module B Pgood Fault

Response: If this is a tracking event, no service actions are required. Otherwise, use the FRU and procedure callouts detailed with the SRC to determine service actions.

10002650**Explanation:** P1 IO Bay 12V SS PGood Fault**Response:** If this is a tracking event, no service actions are required. Otherwise, use the FRU and procedure callouts detailed with the SRC to determine service actions.

10002651**Explanation:** P2 IO Bay 12V SS PGood Fault**Response:** If this is a tracking event, no service actions are required. Otherwise, use the FRU and procedure callouts detailed with the SRC to determine service actions.

10002660**Explanation:** P1 IO Bay VRM NON-VCS Pgood Fault**Response:** If this is a tracking event, no service actions are required. Otherwise, use the FRU and procedure callouts detailed with the SRC to determine service actions.

10002661**Explanation:** P2 IO Bay VRM NON-VCS Pgood Fault**Response:** If this is a tracking event, no service actions are required. Otherwise, use the FRU and procedure callouts detailed with the SRC to determine service actions.

10002670**Explanation:** P1 IO Bay 1.0V Pgood Fault**Response:** If this is a tracking event, no service actions are required. Otherwise, use the FRU and procedure callouts detailed with the SRC to determine service actions.

10002671**Explanation:** P2 IO Bay 1.0V Pgood Fault**Response:** If this is a tracking event, no service actions are required. Otherwise, use the FRU and procedure callouts detailed with the SRC to determine service actions.

10002680**Explanation:** P1 IO Bay 1.0V Pgood Fault B**Response:** If this is a tracking event, no service actions are required. Otherwise, use the FRU and procedure callouts detailed with the SRC to determine service actions.

10002681**Explanation:** P2 IO Bay 1.0V Pgood Fault B**Response:** If this is a tracking event, no service actions are required. Otherwise, use the FRU and procedure callouts detailed with the SRC to determine service actions.

10002690**Explanation:** P1 IO Bay VRM is in "N-Mode"**Response:** If this is a tracking event, no service actions are required. Otherwise, use the FRU and procedure callouts detailed with the SRC to determine service actions.

10002691**Explanation:** P2 IO Bay VRM is in "N-Mode"**Response:** If this is a tracking event, no service actions are required. Otherwise, use the FRU and procedure callouts detailed with the SRC to determine service actions.

100026A0**Explanation:** P1 IO Bay VRM is in "N+1 Mode" INFO**Response:** If this is a tracking event, no service actions are required. Otherwise, use the FRU and procedure callouts detailed with the SRC to determine service actions.

100026A1**Explanation:** P2 IO Bay VRM is in "N+1 Mode" INFO**Response:** If this is a tracking event, no service actions are required. Otherwise, use the FRU and procedure callouts detailed with the SRC to determine service actions.

100026B0**Explanation:** P1 IO Bay VRM is in "N+1 Mode" CRIT**Response:** If this is a tracking event, no service actions are required. Otherwise, use the FRU and procedure callouts detailed with the SRC to determine service actions.

100026B1**Explanation:** P2 IO Bay VRM is in "N+1 Mode" CRIT**Response:** If this is a tracking event, no service actions are required. Otherwise, use the FRU and procedure callouts detailed with the SRC to determine service actions.

100026C0

Explanation: P1 IO Bay voltage regulator module (VRM) not plugged

Response: The FRU callouts are calculated at the time of the failure. See the error log for the actual replacement strategy.

100026C1

Explanation: P1 IO Bay 3.3VCS Pgood Fault

Response: The FRU callouts are calculated at the time of the failure. See the error log for the actual replacement strategy.

100026C2

Explanation: P1 IO Bay 1.2VCS Module Pgood Fault

Response: The FRU callouts are calculated at the time of the failure. See the error log for the actual replacement strategy.

100026C3

Explanation: P1 IO Bay 1.2VCS Module B Pgood Fault

Response: The FRU callouts are calculated at the time of the failure. See the error log for the actual replacement strategy.

100026C4

Explanation: P1 IO Bay 12V SS PGood Fault. Please check your PCIE adapter configuration for errors.

Response: The FRU callouts are calculated at the time of the failure. See the error log for the actual replacement strategy.

100026C5

Explanation: P1 IO Bay voltage regulator module (VRM) NON-VCS Pgood Fault

Response: The FRU callouts are calculated at the time of the failure. See the error log for the actual replacement strategy.

100026C6

Explanation: P1 IO Bay 1.0V Pgood Fault

Response: The FRU callouts are calculated at the time of the failure. See the error log for the actual replacement strategy.

100026C7

Explanation: P1 IO Bay 1.0V Pgood Fault B

Response: The FRU callouts are calculated at the time of the failure. See the error log for the actual replacement strategy.

100026C8

Explanation: P1 IO Bay voltage regulator module (VRM) is in "N-Mode"

Response: The FRU callouts are calculated at the time of the failure. See the error log for the actual replacement strategy.

100026C9

Explanation: P1 IO Bay voltage regulator module (VRM) is in "N+1 Mode" INFO

Response: The FRU callouts are calculated at the time of the failure. See the error log for the actual replacement strategy.

100026CA

Explanation: P1 IO Bay voltage regulator module (VRM) is in "N+1 Mode" CRIT

Response: The FRU callouts are calculated at the time of the failure. See the error log for the actual replacement strategy.

100026D0

Explanation: P2 IO Bay voltage regulator module (VRM) not plugged

Response: The FRU callouts are calculated at the time of the failure. See the error log for the actual replacement strategy.

100026D1

Explanation: P2 IO Bay 3.3VCS Pgood Fault

Response: The FRU callouts are calculated at the time of the failure. See the error log for the actual replacement strategy.

100026D2

Explanation: P2 IO Bay 1.2VCS Module Pgood Fault

Response: The FRU callouts are calculated at the time of the failure. See the error log for the actual replacement strategy.

100026D3

Explanation: P2 IO Bay 1.2VCS Module B Pgood Fault

Response: The FRU callouts are calculated at the time of the failure. See the error log for the actual replacement strategy.

100026D4

Explanation: P2 IO Bay 12V SS PGood Fault. Please check your PCIE adapter configuration for errors.

Response: The FRU callouts are calculated at the time of the failure. See the error log for the actual replacement strategy.

100026D5

Explanation: P2 IO Bay voltage regulator module (VRM) NON-VCS Pgood Fault

Response: The FRU callouts are calculated at the time of the failure. See the error log for the actual replacement strategy.

100026D6

Explanation: P2 IO Bay 1.0V Pgood Fault

Response: The FRU callouts are calculated at the time of the failure. See the error log for the actual replacement strategy.

100026D7

Explanation: P2 IO Bay 1.0V Pgood Fault B

Response: The FRU callouts are calculated at the time of the failure. See the error log for the actual replacement strategy.

100026D8

Explanation: P2 IO Bay voltage regulator module (VRM) is in "N-Mode"

Response: The FRU callouts are calculated at the time of the failure. See the error log for the actual replacement strategy.

100026D9

Explanation: P2 IO Bay voltage regulator module (VRM) is in "N+1 Mode" INFO

Response: The FRU callouts are calculated at the time of the failure. See the error log for the actual replacement strategy.

100026DA

Explanation: P2 IO Bay voltage regulator module (VRM) is in "N+1 Mode" CRIT

Response: The FRU callouts are calculated at the time of the failure. See the error log for the actual replacement strategy.

10003100

Explanation: An I2C bus error occurred.

Response: If this is a tracking event, no service actions are required. Otherwise, use the FRU and procedure callouts detailed with the SRC to determine service actions.

10003101

Explanation: An I2C bus error occurred.

Response: If this is a tracking event, no service actions are required. Otherwise, use the FRU and procedure callouts detailed with the SRC to determine service actions.

10003102

Explanation: An I2C bus error occurred.

Response: If this is a tracking event, no service actions are required. Otherwise, use the FRU and procedure callouts detailed with the SRC to determine service actions.

10003103

Explanation: An I2C bus error occurred.

Response: If this is a tracking event, no service actions are required. Otherwise, use the FRU and procedure callouts detailed with the SRC to determine service actions.

10003104

Explanation: An I2C bus error occurred.

Response: If this is a tracking event, no service actions are required. Otherwise, use the FRU and procedure callouts detailed with the SRC to determine service actions.

10003105

Explanation: An I2C bus error occurred.

Response: If this is a tracking event, no service actions are required. Otherwise, use the FRU and procedure callouts detailed with the SRC to determine service actions.

10003106

Explanation: An I2C bus error occurred.

Response: If this is a tracking event, no service actions are required. Otherwise, use the FRU and procedure callouts detailed with the SRC to determine service actions.

10003107

Explanation: An I2C bus error occurred.

Response: If this is a tracking event, no service actions are required. Otherwise, use the FRU and procedure callouts detailed with the SRC to determine service actions.

10003108

Explanation: An I2C bus error occurred.

Response: If this is a tracking event, no service actions are required. Otherwise, use the FRU and procedure callouts detailed with the SRC to determine service actions.

10003109

Explanation: An I2C bus error occurred.

Response: If this is a tracking event, no service actions are required. Otherwise, use the FRU and procedure callouts detailed with the SRC to determine service actions.

1000310A

Explanation: An I2C bus error occurred.

Response: If this is a tracking event, no service actions are required. Otherwise, use the FRU and procedure callouts detailed with the SRC to determine service actions.

1000310B

Explanation: An I2C bus error occurred.

Response: If this is a tracking event, no service actions are required. Otherwise, use the FRU and procedure callouts detailed with the SRC to determine service actions.

1000310C

Explanation: An I2C bus error occurred.

Response: If this is a tracking event, no service actions are required. Otherwise, use the FRU and procedure callouts detailed with the SRC to determine service actions.

1000310D

Explanation: An I2C bus error occurred.

Response: If this is a tracking event, no service actions are required. Otherwise, use the FRU and procedure callouts detailed with the SRC to determine service actions.

1000310E

Explanation: An I2C bus error occurred.

Response: If this is a tracking event, no service actions are required. Otherwise, use the FRU and procedure callouts detailed with the SRC to determine service actions.

1000310F

Explanation: An I2C bus error occurred.

Response: If this is a tracking event, no service actions are required. Otherwise, use the FRU and procedure callouts detailed with the SRC to determine service actions.

10003110

Explanation: An I2C bus error occurred.

Response: If this is a tracking event, no service actions are required. Otherwise, use the FRU and procedure callouts detailed with the SRC to determine service actions.

10003111

Explanation: An I2C bus error occurred.

Response: If this is a tracking event, no service actions are required. Otherwise, use the FRU and procedure callouts detailed with the SRC to determine service actions.

10003112

Explanation: An I2C bus error occurred.

Response: If this is a tracking event, no service actions are required. Otherwise, use the FRU and procedure callouts detailed with the SRC to determine service actions.

10003113

Explanation: An I2C bus error occurred.

Response: If this is a tracking event, no service actions are required. Otherwise, use the FRU and procedure callouts detailed with the SRC to determine service actions.

10003114

Explanation: An I2C bus error occurred.

Response: If this is a tracking event, no service actions are required. Otherwise, use the FRU and procedure callouts detailed with the SRC to determine service actions.

10003115

Explanation: An I2C bus error occurred.

Response: If this is a tracking event, no service actions are required. Otherwise, use the FRU and procedure callouts detailed with the SRC to determine service actions.

10003116

Explanation: An I2C bus error occurred.

Response: If this is a tracking event, no service actions are required. Otherwise, use the FRU and procedure callouts detailed with the SRC to determine service actions.

10003117

Explanation: An I2C bus error occurred.

Response: If this is a tracking event, no service actions are required. Otherwise, use the FRU and procedure callouts detailed with the SRC to determine service actions.

10003118

Explanation: An I2C bus error occurred.

Response: If this is a tracking event, no service actions are required. Otherwise, use the FRU and procedure callouts detailed with the SRC to determine service actions.

10003119

Explanation: An I2C bus error occurred.

Response: If this is a tracking event, no service actions are required. Otherwise, use the FRU and procedure callouts detailed with the SRC to determine service actions.

1000311A

Explanation: An I2C bus error occurred.

Response: If this is a tracking event, no service actions are required. Otherwise, use the FRU and procedure callouts detailed with the SRC to determine service actions.

1000311B

Explanation: An I2C bus error occurred.

Response: If this is a tracking event, no service actions are required. Otherwise, use the FRU and procedure callouts detailed with the SRC to determine service actions.

1000311C

Explanation: An I2C bus error occurred.

Response: If this is a tracking event, no service actions are required. Otherwise, use the FRU and procedure callouts detailed with the SRC to determine service actions.

1000311D

Explanation: An I2C bus error occurred.

Response: If this is a tracking event, no service actions are required. Otherwise, use the FRU and procedure callouts detailed with the SRC to determine service actions.

1000311E

Explanation: An I2C bus error occurred.

Response: If this is a tracking event, no service actions are required. Otherwise, use the FRU and procedure callouts detailed with the SRC to determine service actions.

1000311F

Explanation: An I2C bus error occurred.

Response: If this is a tracking event, no service actions are required. Otherwise, use the FRU and procedure callouts detailed with the SRC to determine service actions.

10003120

Explanation: An I2C bus error occurred.

Response: If this is a tracking event, no service actions are required. Otherwise, use the FRU and procedure callouts detailed with the SRC to determine service actions.

10003121

Explanation: An I2C bus error occurred.

Response: If this is a tracking event, no service actions are required. Otherwise, use the FRU and procedure callouts detailed with the SRC to determine service actions.

10003122

Explanation: An I2C bus error occurred.

Response: If this is a tracking event, no service actions are required. Otherwise, use the FRU and procedure callouts detailed with the SRC to determine service actions.

10003123

Explanation: An I2C bus error occurred.

Response: If this is a tracking event, no service actions are required. Otherwise, use the FRU and procedure callouts detailed with the SRC to determine service actions.

10003124

Explanation: An I2C bus error occurred.

Response: If this is a tracking event, no service actions are required. Otherwise, use the FRU and procedure callouts detailed with the SRC to determine service actions.

10003125

Explanation: An I2C bus error occurred.

Response: If this is a tracking event, no service actions are required. Otherwise, use the FRU and procedure callouts detailed with the SRC to determine service actions.

10003140

Explanation: An I2C device error occurred.

Response: The FRU callouts are calculated at the time of the failure. See the error log for the actual replacement strategy.

10003146

Explanation: An I2C device error occurred.

Response: The FRU callouts are calculated at the time of the failure. See the error log for the actual replacement strategy.

10003155

Explanation: An I2C device error occurred.

Response: The FRU callouts are calculated at the time of the failure. See the error log for the actual replacement strategy.

100031FF

Explanation: I2C Bus 1 Fault SDA and/or SCL Stuck Low

Response: If this is a tracking event, no service actions are required. Otherwise, use the FRU and procedure callouts detailed with the SRC to determine service actions.

10003226

Explanation: An I2C bus error occurred.

Response: If this is a tracking event, no service actions are required. Otherwise, use the FRU and procedure callouts detailed with the SRC to determine service actions.

10003227

Explanation: An I2C bus error occurred.

Response: If this is a tracking event, no service actions are required. Otherwise, use the FRU and procedure callouts detailed with the SRC to determine service actions.

10003228

Explanation: An I2C bus error occurred.

Response: If this is a tracking event, no service actions are required. Otherwise, use the FRU and procedure callouts detailed with the SRC to determine service actions.

10003229

Explanation: An I2C bus error occurred.

Response: If this is a tracking event, no service actions are required. Otherwise, use the FRU and procedure callouts detailed with the SRC to determine service actions.

1000322A

Explanation: An I2C bus error occurred.

Response: If this is a tracking event, no service actions are required. Otherwise, use the FRU and procedure callouts detailed with the SRC to determine service actions.

1000322B

Explanation: An I2C bus error occurred.

Response: If this is a tracking event, no service actions are required. Otherwise, use the FRU and procedure callouts detailed with the SRC to determine service actions.

1000322C

Explanation: An I2C bus error occurred.

Response: If this is a tracking event, no service actions are required. Otherwise, use the FRU and procedure callouts detailed with the SRC to determine service actions.

1000322D

Explanation: An I2C bus error occurred.

Response: If this is a tracking event, no service actions are required. Otherwise, use the FRU and procedure callouts detailed with the SRC to determine service actions.

1000322E

Explanation: An I2C bus error occurred.

Response: If this is a tracking event, no service actions are required. Otherwise, use the FRU and procedure callouts detailed with the SRC to determine service actions.

1000322F

Explanation: An I2C bus error occurred.

Response: If this is a tracking event, no service actions are required. Otherwise, use the FRU and procedure callouts detailed with the SRC to determine service actions.

10003230

Explanation: An I2C bus error occurred.

Response: If this is a tracking event, no service actions are required. Otherwise, use the FRU and procedure callouts detailed with the SRC to determine service actions.

10003231

Explanation: An I2C bus error occurred.

Response: If this is a tracking event, no service actions are required. Otherwise, use the FRU and procedure callouts detailed with the SRC to determine service actions.

10003232

Explanation: An I2C bus error occurred.

Response: If this is a tracking event, no service actions are required. Otherwise, use the FRU and procedure callouts detailed with the SRC to determine service actions.

10003233

Explanation: An I2C bus error occurred.

Response: If this is a tracking event, no service actions are required. Otherwise, use the FRU and procedure callouts detailed with the SRC to determine service actions.

10003234

Explanation: An I2C bus error occurred.

Response: If this is a tracking event, no service actions are required. Otherwise, use the FRU and procedure callouts detailed with the SRC to determine service actions.

10003235

Explanation: An I2C bus error occurred.

Response: If this is a tracking event, no service actions are required. Otherwise, use the FRU and procedure callouts detailed with the SRC to determine service actions.

10003236

Explanation: An I2C bus error occurred.

Response: If this is a tracking event, no service actions are required. Otherwise, use the FRU and procedure callouts detailed with the SRC to determine service actions.

10003237

Explanation: An I2C bus error occurred.

Response: If this is a tracking event, no service actions are required. Otherwise, use the FRU and procedure callouts detailed with the SRC to determine service actions.

10003238

Explanation: An I2C bus error occurred.

Response: If this is a tracking event, no service actions are required. Otherwise, use the FRU and procedure callouts detailed with the SRC to determine service actions.

10003239

Explanation: An I2C bus error occurred.

Response: If this is a tracking event, no service actions are required. Otherwise, use the FRU and procedure callouts detailed with the SRC to determine service actions.

1000323A

Explanation: An I2C bus error occurred.

Response: If this is a tracking event, no service actions are required. Otherwise, use the FRU and procedure callouts detailed with the SRC to determine service actions.

1000323B

Explanation: An I2C bus error occurred.

Response: If this is a tracking event, no service actions are required. Otherwise, use the FRU and procedure callouts detailed with the SRC to determine service actions.

1000323C

Explanation: An I2C bus error occurred.

Response: If this is a tracking event, no service actions are required. Otherwise, use the FRU and procedure callouts detailed with the SRC to determine service actions.

1000323D

Explanation: An I2C bus error occurred.

Response: If this is a tracking event, no service actions are required. Otherwise, use the FRU and procedure callouts detailed with the SRC to determine service actions.

1000323E

Explanation: An I2C bus error occurred.

Response: If this is a tracking event, no service actions are required. Otherwise, use the FRU and procedure callouts detailed with the SRC to determine service actions.

1000323F

Explanation: An I2C bus error occurred.

Response: If this is a tracking event, no service actions are required. Otherwise, use the FRU and procedure callouts detailed with the SRC to determine service actions.

10003240

Explanation: An I2C bus error occurred.

Response: If this is a tracking event, no service actions are required. Otherwise, use the FRU and procedure callouts detailed with the SRC to determine service actions.

10003241

Explanation: An I2C bus error occurred.

Response: If this is a tracking event, no service actions are required. Otherwise, use the FRU and procedure callouts detailed with the SRC to determine service actions.

10003242

Explanation: An I2C bus error occurred.

Response: If this is a tracking event, no service actions are required. Otherwise, use the FRU and procedure callouts detailed with the SRC to determine service actions.

10003243

Explanation: An I2C bus error occurred.

Response: If this is a tracking event, no service actions are required. Otherwise, use the FRU and procedure callouts detailed with the SRC to determine service actions.

10003244

Explanation: An I2C bus error occurred.

Response: If this is a tracking event, no service actions are required. Otherwise, use the FRU and procedure callouts detailed with the SRC to determine service actions.

10003245

Explanation: An I2C bus error occurred.

Response: If this is a tracking event, no service actions are required. Otherwise, use the FRU and procedure callouts detailed with the SRC to determine service actions.

10003246

Explanation: An I2C bus error occurred.

Response: If this is a tracking event, no service actions are required. Otherwise, use the FRU and procedure callouts detailed with the SRC to determine service actions.

10003247

Explanation: An I2C bus error occurred.

Response: If this is a tracking event, no service actions are required. Otherwise, use the FRU and procedure callouts detailed with the SRC to determine service actions.

10003248

Explanation: An I2C bus error occurred.

Response: If this is a tracking event, no service actions are required. Otherwise, use the FRU and procedure callouts detailed with the SRC to determine service actions.

10003249

Explanation: An I2C bus error occurred.

Response: If this is a tracking event, no service actions are required. Otherwise, use the FRU and procedure callouts detailed with the SRC to determine service actions.

100032FF

Explanation: I2C Bus 2 Fault SDA and/or SCL Stuck Low

Response: If this is a tracking event, no service actions are required. Otherwise, use the FRU and procedure callouts detailed with the SRC to determine service actions.

1000334A

Explanation: I2C Error device POWER_SUPPLY_1

Response: If this is a tracking event, no service actions are required. Otherwise, use the FRU and procedure callouts detailed with the SRC to determine service actions.

100033FF

Explanation: I2C Bus 3 Fault SDA and/or SCL Stuck Low

Response: If this is a tracking event, no service actions are required. Otherwise, use the FRU and procedure callouts detailed with the SRC to determine service actions.

1000344B

Explanation: I2C Error device POWER_SUPPLY_0

Response: If this is a tracking event, no service actions are required. Otherwise, use the FRU and procedure callouts detailed with the SRC to determine service actions.

100034FF

Explanation: I2C Bus 4 Fault SDA and/or SCL Stuck Low

Response: If this is a tracking event, no service actions are required. Otherwise, use the FRU and procedure

callouts detailed with the SRC to determine service actions.

10007100

Explanation: Sensor Fault - BMP 180 was detected.

Response: If this is a tracking event, no service actions are required. Otherwise, use the FRU and procedure callouts detailed with the SRC to determine service actions.

10007201

Explanation: High Temperature Warning

Response: If this is a tracking event, no service actions are required. Otherwise, use the FRU and procedure callouts detailed with the SRC to determine service actions.

10007202

Explanation: Temperature Warning Reset

Response: If this is a tracking event, no service actions are required. Otherwise, use the FRU and procedure callouts detailed with the SRC to determine service actions.

10007210

Explanation: High Altitude Warning

Response: If this is a tracking event, no service actions are required. Otherwise, use the FRU and procedure callouts detailed with the SRC to determine service actions.

10007500

Explanation: Fan Controller Fault - ADT 7470 1

Response: If this is a tracking event, no service actions are required. Otherwise, use the FRU and procedure callouts detailed with the SRC to determine service actions.

10007501

Explanation: Fan Controller Fault - ADT 7470 2

Response: If this is a tracking event, no service actions are required. Otherwise, use the FRU and procedure callouts detailed with the SRC to determine service actions.

10007600

Explanation: Fan Fault - PS1 Fan Rotor 1

Response: If this is a tracking event, no service actions are required. Otherwise, use the FRU and procedure

10007601 • 10007620

callouts detailed with the SRC to determine service actions.

10007601

Explanation: Fan Fault - PS1 Fan Rotor 2

Response: If this is a tracking event, no service actions are required. Otherwise, use the FRU and procedure callouts detailed with the SRC to determine service actions.

10007602

Explanation: Fan Fault - PS2 Fan Rotor 1

Response: If this is a tracking event, no service actions are required. Otherwise, use the FRU and procedure callouts detailed with the SRC to determine service actions.

10007603

Explanation: Fan Fault - PS2 Fan Rotor 2

Response: If this is a tracking event, no service actions are required. Otherwise, use the FRU and procedure callouts detailed with the SRC to determine service actions.

10007604

Explanation: Fan Fault - System Fan 1, Rotor 1

Response: If this is a tracking event, no service actions are required. Otherwise, use the FRU and procedure callouts detailed with the SRC to determine service actions.

10007605

Explanation: Fan Fault - System Fan 1, Rotor 2

Response: If this is a tracking event, no service actions are required. Otherwise, use the FRU and procedure callouts detailed with the SRC to determine service actions.

10007606

Explanation: Fan Fault - System Fan 2, Rotor 1

Response: If this is a tracking event, no service actions are required. Otherwise, use the FRU and procedure callouts detailed with the SRC to determine service actions.

10007607

Explanation: Fan Fault - System Fan 2, Rotor 2

Response: If this is a tracking event, no service actions are required. Otherwise, use the FRU and procedure

callouts detailed with the SRC to determine service actions.

10007608

Explanation: Fan Fault - System Fan 3, Rotor 1

Response: If this is a tracking event, no service actions are required. Otherwise, use the FRU and procedure callouts detailed with the SRC to determine service actions.

10007609

Explanation: Fan Fault - System Fan 3, Rotor 2

Response: If this is a tracking event, no service actions are required. Otherwise, use the FRU and procedure callouts detailed with the SRC to determine service actions.

1000760A

Explanation: Fan Fault - System Fan 4, Rotor 1

Response: If this is a tracking event, no service actions are required. Otherwise, use the FRU and procedure callouts detailed with the SRC to determine service actions.

1000760B

Explanation: Fan Fault - System Fan 4, Rotor 2

Response: If this is a tracking event, no service actions are required. Otherwise, use the FRU and procedure callouts detailed with the SRC to determine service actions.

10007610

Explanation: Fan Fault - System Fan 1, Rotor 1

Response: The FRU callouts are calculated at the time of the failure. See the error log for the actual replacement strategy.

10007611

Explanation: Fan Missing - System Fan 1

Response: The FRU callouts are calculated at the time of the failure. See the error log for the actual replacement strategy.

10007620

Explanation: Fan Fault - System Fan 2, Rotor 1

Response: The FRU callouts are calculated at the time of the failure. See the error log for the actual replacement strategy.

10007621**Explanation:** Fan Missing - System Fan 2**Response:** The FRU callouts are calculated at the time of the failure. See the error log for the actual replacement strategy.

10007630**Explanation:** Fan Fault - System Fan 3, Rotor 1**Response:** The FRU callouts are calculated at the time of the failure. See the error log for the actual replacement strategy.

10007631**Explanation:** Fan Missing - System Fan 3**Response:** The FRU callouts are calculated at the time of the failure. See the error log for the actual replacement strategy.

10007640**Explanation:** Fan Fault - System Fan 4, Rotor 1**Response:** The FRU callouts are calculated at the time of the failure. See the error log for the actual replacement strategy.

10007641**Explanation:** Fan Missing - System Fan 4**Response:** The FRU callouts are calculated at the time of the failure. See the error log for the actual replacement strategy.

10007704**Explanation:** Fan Missing - System Fan 1**Response:** If this is a tracking event, no service actions are required. Otherwise, use the FRU and procedure callouts detailed with the SRC to determine service actions.

10007706**Explanation:** Fan Missing - System Fan 2**Response:** If this is a tracking event, no service actions are required. Otherwise, use the FRU and procedure callouts detailed with the SRC to determine service actions.

10007708**Explanation:** Fan Missing - System Fan 3**Response:** If this is a tracking event, no service actions are required. Otherwise, use the FRU and procedure

callouts detailed with the SRC to determine service actions.

1000770A**Explanation:** Fan Missing - System Fan 4**Response:** If this is a tracking event, no service actions are required. Otherwise, use the FRU and procedure callouts detailed with the SRC to determine service actions.

10007800**Explanation:** Fan Communication Error - PS1 Rotor1.**Response:** If this is a tracking event, no service actions are required. Otherwise, use the FRU and procedure callouts detailed with the SRC to determine service actions.

10007801**Explanation:** Fan Communication Error - PS1 Rotor2.**Response:** If this is a tracking event, no service actions are required. Otherwise, use the FRU and procedure callouts detailed with the SRC to determine service actions.

10007802**Explanation:** Fan Communication Error - PS2 Rotor1.**Response:** If this is a tracking event, no service actions are required. Otherwise, use the FRU and procedure callouts detailed with the SRC to determine service actions.

10007803**Explanation:** Fan Communication Error - PS2 Rotor2.**Response:** If this is a tracking event, no service actions are required. Otherwise, use the FRU and procedure callouts detailed with the SRC to determine service actions.

10007900**Explanation:** An I/O module failure was detected.**Response:** The FRU callouts are calculated at the time of the failure. See the error log for the actual replacement strategy.

10007901**Explanation:** An I/O module was removed with system powered on. No service action is required.**Response:** The FRU callouts are calculated at the time of the failure. See the error log for the actual replacement strategy.

10007902

Explanation: Unable to determine IO Bay 0 type.

Response: The FRU callouts are calculated at the time of the failure. See the error log for the actual replacement strategy.

10007910

Explanation: An I/O module failure was detected.

Response: The FRU callouts are calculated at the time of the failure. See the error log for the actual replacement strategy.

10007911

Explanation: An I/O module was removed with system powered on. No service action is required.

Response: The FRU callouts are calculated at the time of the failure. See the error log for the actual replacement strategy.

10007912

Explanation: Unable to determine IO Bay 1 type.

Response: The FRU callouts are calculated at the time of the failure. See the error log for the actual replacement strategy.

10008401

Explanation: Failure reading I2C VPD.

Response: If this is a tracking event, no service actions are required. Otherwise, use the FRU and procedure callouts detailed with the SRC to determine service actions.

10008402

Explanation: CMC Card VPD content problem.

Response: If this is a tracking event, no service actions are required. Otherwise, use the FRU and procedure callouts detailed with the SRC to determine service actions.

10008403

Explanation: VRM0 has chkum errors in VPD.

Response: If this is a tracking event, no service actions are required. Otherwise, use the FRU and procedure callouts detailed with the SRC to determine service actions.

10008404

Explanation: VRM1 has chkum errors in VPD.

Response: If this is a tracking event, no service actions are required. Otherwise, use the FRU and procedure callouts detailed with the SRC to determine service actions.

10008405

Explanation: Midplane has ECC errors or other bad VPD.

Response: If this is a tracking event, no service actions are required. Otherwise, use the FRU and procedure callouts detailed with the SRC to determine service actions.

10008406

Explanation: IOBAY0 has ECC errors or other bad VPD.

Response: If this is a tracking event, no service actions are required. Otherwise, use the FRU and procedure callouts detailed with the SRC to determine service actions.

10008407

Explanation: IOBAY1 has ECC errors or other bad VPD.

Response: If this is a tracking event, no service actions are required. Otherwise, use the FRU and procedure callouts detailed with the SRC to determine service actions.

10008408

Explanation: PINEY has ECC errors or other bad VPD.

Response: If this is a tracking event, no service actions are required. Otherwise, use the FRU and procedure callouts detailed with the SRC to determine service actions.

10008409

Explanation: Midplane redundant VPD has ECC errors or other bad VPD.

Response: If this is a tracking event, no service actions are required. Otherwise, use the FRU and procedure callouts detailed with the SRC to determine service actions.

1000840F

Explanation: CMC Card VPD content problem.

Response: If this is a tracking event, no service actions are required. Otherwise, use the FRU and procedure callouts detailed with the SRC to determine service actions.

100084B5

Explanation: LX VPD Keyword missing from the I/O module.

Response: The FRU callouts are calculated at the time of the failure. See the error log for the actual replacement strategy.

100084C0

Explanation: Machine Type/Model keyword not found in midplane VPD.

Response: If this is a tracking event, no service actions are required. Otherwise, use the FRU and procedure callouts detailed with the SRC to determine service actions.

100084C1

Explanation: Machine Type/Model keyword not found in midplane VPD.

Response: If this is a tracking event, no service actions are required. Otherwise, use the FRU and procedure callouts detailed with the SRC to determine service actions.

100084C2

Explanation: Machine Serial Number keyword not found in midplane VPD.

Response: If this is a tracking event, no service actions are required. Otherwise, use the FRU and procedure callouts detailed with the SRC to determine service actions.

100084C3

Explanation: Machine Serial Number keyword not found in midplane VPD.

Response: If this is a tracking event, no service actions are required. Otherwise, use the FRU and procedure callouts detailed with the SRC to determine service actions.

100084C4

Explanation: Valid midplane VPD not collected.

Response: If this is a tracking event, no service actions are required. Otherwise, use the FRU and procedure callouts detailed with the SRC to determine service actions.

100084C5

Explanation: Valid midplane VPD not collected.

Response: If this is a tracking event, no service actions are required. Otherwise, use the FRU and procedure callouts detailed with the SRC to determine service actions.

100084C6

Explanation: Failure updating Machine Type/Model keyword in midplane VPD.

Response: If this is a tracking event, no service actions are required. Otherwise, use the FRU and procedure callouts detailed with the SRC to determine service actions.

100084C7

Explanation: Failure updating Machine Type/Model keyword in midplane VPD.

Response: If this is a tracking event, no service actions are required. Otherwise, use the FRU and procedure callouts detailed with the SRC to determine service actions.

100084C8

Explanation: Failure updating Machine Serial Number keyword in midplane VPD.

Response: If this is a tracking event, no service actions are required. Otherwise, use the FRU and procedure callouts detailed with the SRC to determine service actions.

100084C9

Explanation: Failure updating Machine Serial Number keyword in midplane VPD.

Response: If this is a tracking event, no service actions are required. Otherwise, use the FRU and procedure callouts detailed with the SRC to determine service actions.

100084CA

Explanation: Failure updating Machine Serial Number keyword in midplane VPD due to I2C error.

Response: If this is a tracking event, no service actions are required. Otherwise, use the FRU and procedure callouts detailed with the SRC to determine service actions.

100084CB

Explanation: Failure updating Machine Serial Number keyword in midplane VPD due to I2C error.

Response: If this is a tracking event, no service actions are required. Otherwise, use the FRU and procedure callouts detailed with the SRC to determine service actions.

100084CC

Explanation: CMC Card Non-volatile storage problem.

Response: If this is a tracking event, no service actions are required. Otherwise, use the FRU and procedure callouts detailed with the SRC to determine service actions.

100084CD

Explanation: The Machine Type, Model, and Serial Number values cannot be determined.

Response: If this is a tracking event, no service actions are required. Otherwise, use the FRU and procedure callouts detailed with the SRC to determine service actions.

100084CE

Explanation: The Machine Type, Model, and Serial Number was overwritten in the CMC card flash.

Response: If this is a tracking event, no service actions are required. Otherwise, use the FRU and procedure callouts detailed with the SRC to determine service actions.

100084CF

Explanation: The Machine Type, Model, and Serial Number was overwritten in the CMC card flash with values from 1 midplane VPD chip.

Response: If this is a tracking event, no service actions are required. Otherwise, use the FRU and procedure callouts detailed with the SRC to determine service actions.

100084D0

Explanation: The Machine Type, Model, and Serial Number was overwritten in the CMC card flash with values from 1 midplane VPD chip.

Response: If this is a tracking event, no service actions are required. Otherwise, use the FRU and procedure callouts detailed with the SRC to determine service actions.

100084D1

Explanation: The Machine Type, Model, and Serial Number values cannot be determined.

Response: If this is a tracking event, no service actions are required. Otherwise, use the FRU and procedure callouts detailed with the SRC to determine service actions.

100084F0

Explanation: Failure reading I2C VPD

Response: The FRU callouts are calculated at the time of the failure. See the error log for the actual replacement strategy.

100084F1

Explanation: FPGA Device is not supported in VPD

Response: The FRU callouts are calculated at the time of the failure. See the error log for the actual replacement strategy.

100084F2

Explanation: VRM0 has errors in VPD

Response: The FRU callouts are calculated at the time of the failure. See the error log for the actual replacement strategy.

100084F3

Explanation: VRM1 has errors in VPD

Response: The FRU callouts are calculated at the time of the failure. See the error log for the actual replacement strategy.

100084F4

Explanation: Midplane has ECC errors or other bad VPD

Response: The FRU callouts are calculated at the time of the failure. See the error log for the actual replacement strategy.

100084F5

Explanation: An I/O module has ECC errors or other bad VPD

Response: The FRU callouts are calculated at the time of the failure. See the error log for the actual replacement strategy.

100084F6

Explanation: An I/O module has ECC errors or other bad VPD

Response: The FRU callouts are calculated at the time of the failure. See the error log for the actual replacement strategy.

100084F7

Explanation: ECC errors or other bad VPD was detected.

Response: The FRU callouts are calculated at the time of the failure. See the error log for the actual replacement strategy.

100084F8

Explanation: Midplane redundant VPD has ECC errors or other bad VPD

Response: The FRU callouts are calculated at the time of the failure. See the error log for the actual replacement strategy.

10008B00

Explanation: IO Bay 0 FPGA fail.

Response: If this is a tracking event, no service actions are required. Otherwise, use the FRU and procedure callouts detailed with the SRC to determine service actions.

10008B01

Explanation: IO Bay 1 FPGA fail.

Response: If this is a tracking event, no service actions are required. Otherwise, use the FRU and procedure callouts detailed with the SRC to determine service actions.

10008B10

Explanation: LX VPD Keyword missing from IO Bay 0.

Response: If this is a tracking event, no service actions are required. Otherwise, use the FRU and procedure callouts detailed with the SRC to determine service actions.

10008B11

Explanation: LX VPD Keyword missing from IO Bay 1.

Response: If this is a tracking event, no service actions are required. Otherwise, use the FRU and procedure callouts detailed with the SRC to determine service actions.

10008B20

Explanation: VINI VPD record is too large on IO Bay 0.

Response: If this is a tracking event, no service actions are required. Otherwise, use the FRU and procedure callouts detailed with the SRC to determine service actions.

10008B21

Explanation: VINI VPD record is too large on IO Bay 1.

Response: If this is a tracking event, no service actions are required. Otherwise, use the FRU and procedure callouts detailed with the SRC to determine service actions.

10008B30

Explanation: IO Bay 0 was removed with system powered on.

Response: If this is a tracking event, no service actions are required. Otherwise, use the FRU and procedure callouts detailed with the SRC to determine service actions.

10008B31

Explanation: IO Bay 1 was removed with system powered on.

Response: If this is a tracking event, no service actions are required. Otherwise, use the FRU and procedure callouts detailed with the SRC to determine service actions.

10009002

Explanation: Received a bad return code

Response: The power firmware has detected a condition that may require attention. Check error log for other errors that may have been reported at the same time as this condition was reported. If this SRC persists contact next level of support.

10009005

Explanation: Received a bad return code

Response: The power firmware has detected a condition that may require attention. Check error log for other errors that may have been reported at the same time as this condition was reported. If this SRC persists contact next level of support.

10009006

Explanation: I/O Expansion Unit firmware download failed waiting for I/O Expansion Unit to be ready.

Response: The power firmware has detected a condition that may require attention. Check error log for other errors that may have been reported at the same time as this condition was reported. If this SRC persists contact next level of support.

10009007

Explanation: Unable to obtain CEC VPD data.

Response: The power firmware has detected a condition that may require attention. Check error log for other errors that may have been reported at the same time as this condition was reported. If this SRC persists contact next level of support.

10009012

Explanation: Address not valid.

Response: LIC command had a frame address that was not valid. Follow the instructions for the items listed in the FRU List.

Failing Item:

- TWRCARD
- LICCODE

10009013

Explanation: Invalid Node Address.

Response: The address in the command does not match the secondary nodes assigned address. Exchange the failing items for the system node reporting the error. Follow the instructions for the items listed in the FRU List.

Failing Item:

- TWRCARD
- LICCODE

10009014

Explanation: A command has an invalid address mode.

Response: A command from the system unit specified

a unit address of D or E or had a frame address of 00. Exchange the failing items in the system unit. Follow the instructions for the items listed in the FRU List.

Failing Item:

- LICCODE
- TWRCARD

10009015

Explanation: An invalid rack command was encountered.

Response: Informational message: The command is invalid for the addressed rack and has not been executed. This status is also returned if the address mode is not valid for the command. The information found in this error log entry may be used by product engineering to debug failures.

10009016

Explanation: A command to an system node was rejected.

Response: No action required. This reference code is logged for information only.

10009018

Explanation: An invalid modifier was found in a command.

Response: Informational message: This status is used by the slave, rack and CEC to identify invalid command modifier values in commands directed to the node. An APX command will be rejected by the CEC without transmission on the network if the modifier field contains an invalid address. The information found in this error log entry may be used by product engineering to debug failures.

10009019

Explanation: An invalid command was encountered.

Response: Informational message: The command is not valid for transmission on the network. The following conditions are detected by the CEC node during hypervisor command processing. The command is rejected directly by the CEC node for the following reasons:

- The command from the hypervisor was not defined.
- The RPF or RPN command from the hypervisor specified R = 0. (Programming cannot power the system off via this mechanism).
- The LSP subset command (0x'1X') was not addressed to a specific node.
- The APX command was not addressed to RRRR=01-3FFF, UU=0.

- A QSX command was not addressed to RRRR=0 , UU=D.

The information found in this error log entry may be used by product engineering to debug failures.

1000901A

Explanation: An invalid command was encountered.

Response: Informational message: The command is not valid for transmission on the network. The information found in this error log entry may be used by product engineering to debug failures.

1000901B

Explanation: A CEC port addressing problem was found.

Response: Informational message: This status is inserted by the primary rack on broadcast commands to identify the location of the CEC node. This response is returned to node specific commands addressed to the CEC node using the CEC physical RRRRUU value. The CEC cannot be addressed with this address. The information found in this error log entry may be used by product engineering to debug failures.

1000901C

Explanation: An invalid data field was found in a command.

Response: Informational message: The information found in this error log entry may be used by product engineering to debug failures.

10009021

Explanation: A command to an system node was not processed due to the current system state..

Response: No action required. This reference code is logged for information only.

10009022

Explanation: Addressed Unit not in frame.

Response: The addressed unit does not exist in the addressed frame. No action required. This reference code is logged for information only.

10009023

Explanation: Addressed Unit exists, but the frame is powered off.

Response: The addressed unit is in a frame that is powered off. No action required. This reference code is logged for information only.

10009024

Explanation: I/O Expansion Unit Licensed Internal Code not valid.

Response: The Licensed Internal Code in one of the secondary nodes is not valid. The code will be reloaded. No action required. This reference code is logged for error analysis only.

10009025

Explanation: I/O Expansion Unit Licensed Internal Code is not valid.

Response: The Licensed Internal Code in one of the frames is not valid. The code will be reloaded. No action required. This reference code is logged for error analysis only.

10009028

Explanation: I/O Expansion Unit Licensed Internal Code is not valid.

Response: The Licensed Internal Code in an I/O Expansion Unit is not valid. The code will be reloaded. No action required. This reference code is logged for error analysis only.

10009029

Explanation: System node VPD Damaged.

Response: The VPD record in the EEPROM has bad data. This reference code is logged for error analysis only.

1000902D

Explanation: Addressed frame is not in system power configuration table.

Response: The addressed frame is not in the system power configuration table. No action required. This reference code is logged for information only.

1000902F

Explanation: A command is already in progress.

Response: A system power comand is already in progress to the target system unit.. No action required. This reference code is logged for information only.

10009031

Explanation: Frame-to-Frame Communications Failure

Response: The system detected an error on a transmission from another frame. The transmission is attempted again. No action required. This reference code is logged for error analysis only.

10009032

Explanation: System Communications Failure, unit to rack.

Response: The frame detected an error on a transmission from a secondary node to the frame. The transmission is attempted again. No action required. This reference code is logged for error analysis only.

10009033

Explanation: System Communications Failure, rack to unit.

Response: A secondary node detected an error on a transmission from the frame. The transmission is attempted again. No action required. This reference code is logged for error analysis only.

10009034

Explanation: Unsupported Packet Size

Response: The receiving node detected a packet exceeding 70 bytes. The frame can also return this code if a secondary node returns more than 10 bytes to a PAS command. No action required. This reference code is logged for error analysis only.

10009035

Explanation: Secondary system node timeout.

Response: A secondary system node did not respond to a command. The command was attempted again and failed. No action required. This reference code is logged for error analysis only.

10009036

Explanation: Frame Timeout

Response: One or more frames did not respond to a command. The command is attempted again. No action required. This reference code is logged for error analysis only.

10009037

Explanation: An internal CEC error prevented the execution of a command.

Response: An internal CEC error has prevented the execution of a command. The command is attempted again. No action required. This reference code is logged for error analysis only.

10009038

Explanation: An internal slave error prevented the execution of a command.

Response: An internal slave error has prevented the execution of a command. The command is attempted again. No action required. This reference code is logged for error analysis only.

10009039

Explanation: An internal rack error prevented the execution of a command.

Response: An internal rack error has prevented the execution of a command. The command is attempted again. No action required. This reference code is logged for error analysis only.

1000903B

Explanation: Invalid Packet Length for data sent.

Response: The number of bytes sent or received does not match the number of bytes specified in the command. No action required. This reference code is logged for error analysis only.

10009041

Explanation: Invalid Load Type

Response: The I/O Expansion Unit firmware download was successful, but the wrong type of Licensed Internal Code was loaded. The operation was attempted again but was not successful. Follow the instructions for the items listed in the FRU List.

Failing Item:

- LICCODE
- TWRCARD

10009042

Explanation: EEPROM Failure

Response: The EEPROM in an system node cannot be written successfully. Follow the instructions for the items listed in the FRU List.

Failing Item:

- TWRCARD

10009043

Explanation: Download Failure

Response: The Licensed Internal Code download to an I/O Expansion Unit was completed but was not successful. Follow the instructions for the items listed in the FRU List.

Failing Item:

- TWRCARD

10009044

Explanation: Download Failure due to invalid load size

Response: The Licensed Internal Code download to an I/O Expansion Unit failed due to an invalid load size. Follow the instructions for the items listed in the FRU List.

Failing Item:

- TWRCARD

10009045

Explanation: Download Failure due to invalid block size

Response: The Licensed Internal Code download to an I/O Expansion Unit failed due to an invalid block size. Follow the instructions for the items listed in the FRU List.

Failing Item:

- TWRCARD

10009046

Explanation: QDS Packet Sequence Error

Response: The Packet Sequence number is wrong. The download was stopped. Follow the instructions for the items listed in the FRU List.

Failing Item:

- TWRCARD

10009047

Explanation: QDS Block Sequence Error

Response: The Block Sequence number is wrong. The download was stopped. Follow the instructions for the items listed in the FRU List.

Failing Item:

- TWRCARD

10009048

Explanation: The system ROS and EEPROM LIC is not compatible.

Response: The LIC levels in the nodes ROS and EEPROM are not compatible. Exchange the failing items for the failing node. Follow the instructions for the items listed in the FRU List.

Failing Item:

- TWRCARD
- LICCODE

10009061

Explanation: The service communication path to an I/O Expansion Unit was not ready.

Response: The service communication path to an I/O Expansion Unit was not ready. The command is attempted again. No action required. This reference code is logged for error analysis only.

10009062

Explanation: The service communication path to an I/O Expansion Unit was busy.

Response: The service communication path to an I/O Expansion Unit was busy. The command is attempted again. No action required. This reference code is logged for error analysis only.

10009063

Explanation: The service communication path to an I/O Expansion Unit had a checksum failure.

Response: The service communication path to an I/O Expansion Unit had a checksum failure. The command is attempted again. No action required. This reference code is logged for error analysis only.

10009064

Explanation: The service communication path to an I/O Expansion Unit encountered a device error.

Response: The service communication path to an I/O Expansion Unit encountered a device error. The command is attempted again. No action required. This reference code is logged for error analysis only.

10009065

Explanation: The service communication path to an I/O Expansion Unit had a synchronization error.

Response: The service communication path to an I/O Expansion Unit had a synchronization error. The command is attempted again. No action required. This reference code is logged for error analysis only.

10009066

Explanation: The service communication path to an I/O Expansion Unit had a synchronization error.

Response: The service communication path to an I/O Expansion Unit had a synchronization error. The command is attempted again. No action required. This reference code is logged for error analysis only.

10009067

Explanation: The service communication path to an I/O Expansion Unit encountered a busy condition.

Response: The service communication path to an I/O Expansion Unit encountered a busy condition. The command is attempted again. No action required. This reference code is logged for error analysis only.

10009080

Explanation: Undefined Status Code

Response: A system node returned an unknown status code. Follow the instructions for the items listed in the FRU List.

Failing Item:

- TWRCARD

10009088

Explanation: A problem was found in the system power firmware.

Response: Informational message: A problem was found in the system power firmware. The information found in this error log entry may be used by product engineering to debug failures.

100090F0

Explanation: A frame was dropped from the system configuration.

Response: A frame was dropped from the system configuration. This is usually caused by a loss of ac power or a problem with the frame-to-frame cables. Check for other B700xxxx serviceable events that may have been reported at the same time as this error was reported. Contact the next level of support if no other serviceable events are found or if this error persists after following the service procedures for these other events.

Failing Item:

- SVCDOCS

100090F1

Explanation: A frame was added to the system configuration.

Response: No action required. This reference code is logged for information only.

100090F2

Explanation: Slave disappeared

Response: A slave was dropped from the system configuration. This is usually caused by a loss of ac power. If this SRC is logged during a concurrent

maintenance operation, it is informational only and can be ignored.

100090F3

Explanation: Slave reappeared

Response: No action required. This reference code is logged for information only.

10009102

Explanation: Assign Permanent Address command failure

Response: A node failed to perform an Assign Permanent Address command. Follow the instructions for the items listed in the FRU List.

Failing Item:

- TWRCARD

10009104

Explanation: Download Completion Timeout

Response: A system node failed to leave the download state. Follow the instructions for the items listed in the FRU List.

Failing Item:

- TWRCARD

10009105

Explanation: Load Damaged Timeout

Response: A system node failed to enter the operational state. Follow the instructions for the items listed in the FRU List.

Failing Item:

- TWRCARD

10009106

Explanation: An system firmware LID was not found.

Response: No action required. This reference code is logged for information only.

10009109

Explanation: Licensed Internal Code part number is not correct.

Response: The AROS part number field was not updated to the correct level after the system attempted to load new Licensed Internal Code. Follow the instructions for the items listed in the FRU List.

Failing Item:

- TWRCARD

1000910A

Explanation: System firmware download required

Response: No action required. This reference code is logged for information only.

1000910B

Explanation: Maximum number of retries exceeded

Response: No action required. This reference code is logged for information only.

10009111

Explanation: The number of nodes in the system is too large for hypervisor.

Response: There are more nodes in the network than the hypervisor can service. Go to System Configuration in ASMI . Under Configure I/O Enclosures select Clear Inactive Enclosures. If the error persists follow the instructions for the items listed in the FRU List.

Failing Item:

- LICCODE
-

10009115

Explanation: Command rejected by the firmware.

Response: The service processor rejected a power subsystem command from the Licensed Internal Code. No action required. This reference code is logged for information only.

10009118

Explanation: Hypervisor out of memory

Response: Follow the instructions for the items listed in the FRU List.

Failing Item:

- LICCODE
-

1000911B

Explanation: System CEC node code failure

Response: Follow the instructions for the items listed in the FRU List.

Failing Item:

- LICCODE
-

1000911C

Explanation: Two nodes have same VPD

Response: Follow the instructions for the items listed in the FRU List.

Failing Item:

- VPDPART
-

1000911D

Explanation: System firmware download failure

Response: No action required. This reference code is logged for information only.

1000911E

Explanation: Temporary VPD written

Response: Follow the instructions for the items listed in the FRU List.

Failing Item:

- PWRVPD
-

10009120

Explanation: Duplicate backplane VPD

Response: Follow the instructions for the items listed in the FRU List.

Failing Item:

- SYSBKPL
-

10009132

Explanation: Node contains temporary VPD

Response: No action required. This reference code is logged for information only.

10009133

Explanation: Bad PCI Correlation Problem

Response: PCI bus not matched. If this is a serviceable event, check for other B700xxxx Serviceable Events that may have been reported at the same time as this error was reported. Contact the next level of support if no other serviceable events are found or if this error persists after following the service procedures for these other events. If this SRC is logged during a concurrent maintenance operation, it is informational only and can be ignored.

Failing Item:

- SVCDOCS
-

10009134

Explanation: PCI bus VPD error

Response: No action required. This reference code is logged for information only.

10009136

Explanation: A system firmware update for an I/O Expansion Unit was interrupted

Response: No action is required. The firmware will automatically re-attempt to download the system firmware to the I/O Expansion Unit.

10009137

Explanation: Bad PCI Correlation Problem

Response: System node not matched to PCI bus. If this is a serviceable event, check for other B700xxxx Serviceable Events that may have been reported at the same time as this error was reported. Contact the next level of support if no other serviceable events are found or if this error persists after following the service procedures for these other events. If this SRC is logged during a concurrent maintenance operation, it is informational only and can be ignored.

Failing Item:

- SVCDOCS

10009138

Explanation: Bad location code detected in system firmware

Response: The system has detected a bad location code or vital product data. If this is a serviceable event, check for other B700xxxx Serviceable Events that may have been reported at the same time as this error was reported. Contact the next level of support if no other serviceable events are found or if this error persists after following the service procedures for these other events. If this SRC is logged during a concurrent maintenance operation, it is informational only and can be ignored.

Failing Item:

- SVCDOCS

1000913A

Explanation: System firmware download sent retry

Response: No action required. This reference code is logged for information only.

1000913B

Explanation: An I/O Expansion Unit firmware download was prevented by the firmware update policy.

Response: Follow the instructions for the items listed in the FRU List.

Failing Item:

- PWR1907

1000913C

Explanation: Invalid I/O Expansion Unit Platform Error Log detected.

Response: No action required. This reference code is logged for information only.

1000913D

Explanation: A PCI Correlation Problem has been corrected.

Response: No action required. This reference code is logged for information only.

1000913E

Explanation: A PCI Correlation Problem has been corrected.

Response: No action required. This reference code is logged for information only.

10009160

Explanation: VPD collection failed for I/O Expansion Unit.

Response: No action required. Other B700xxxx errors will be logged as serviceable events for this problem. This reference code is logged for information only.

100091DE

Explanation: I/O Expansion Unit firmware download complete

Response: No action required. This reference code is logged for information only.

1000CB15

Explanation: An PEROM error was detected.

Response: If this is a tracking event, no service actions are required. Otherwise, use the FRU and procedure callouts detailed with the SRC to determine service actions.

(1100) Reference codes

11000AC

Explanation: Detected AC loss

Response: If system powers on normally or stays powered on after AC power failure, no replacement of parts may be needed. Follow the instructions for the items listed in the FRU List.

Problem determination: The system may have experienced an AC Power Loss external to the system such as utility or building power and the system may have recovered.

1. If there was a utility, building or room power loss that would have affected the system at the same time this SRC was reported then you can ignore and close this event. No service is required. Otherwise continue with the next step in this procedure.
2. Ensure the line cords are properly connected and seated on both ends. For help in locating the line cords of the power supply reporting this problem use the location code in the serviceable event or the symbolic FRU in the failing items list below.
3. If the system was just installed or moved, verify the AC input voltage is correct.
4. If the problem is not resolved then report this problem to your service provider.

Failing Item:

- ACMODUL

11000AD

Explanation: A reset of the service processor caused the system to power off.

Response: Follow the instructions for the items listed in the FRU List.

Problem determination: No additional problem determination.

Failing Item:

- TWRCARD

11001510

Explanation: Detected AC loss

Response: Before replacing any parts, verify that the AC input voltage is correct. Follow the instructions for the items listed in the FRU List.

Problem determination: The system may have experienced an AC Power Loss external to the system such as utility or building power and the system may have recovered.

1. If there was a utility, building or room power loss that would have affected the system at the same

time this SRC was reported then you can ignore and close this event. No service is required. Otherwise continue with the next step in this procedure.

2. Ensure the line cords are properly connected and seated on both ends. For help in locating the line cords of the power supply reporting this problem use the location code in the serviceable event or the symbolic FRU in the failing items list below.
3. If the system was just installed or moved, verify the AC input voltage is correct.
4. If the problem is not resolved then report this problem to your service provider.

Failing Item:

- PWRSPLY
- TWRCARD

11001511

Explanation: Power supply failure

Response: Follow the instructions for the items listed in the FRU List.

Problem determination: No additional problem determination.

Failing Item:

- PWRSPLY
- TWRCARD

11001512

Explanation: Power supply failure

Response: Follow the instructions for the items listed in the FRU List.

Problem determination: No additional problem determination.

Failing Item:

- PWRSPLY
- TWRCARD
- CBLALL

11001513

Explanation: Power supply failure

Response: Follow the instructions for the items listed in the FRU List.

Problem determination: No additional problem determination.

Failing Item:

- PWRSPLY
- TWRCARD

11001514

Explanation: Power supply failure

Response: Follow the instructions for the items listed in the FRU List.

Problem determination: No additional problem determination.

Failing Item:

- PWRSPPLY
- TWRCARD

11001515

Explanation: A power supply mismatch was detected.

Response: Before replacing any parts, verify that the AC input voltage is correct. Follow the instructions for the items listed in the FRU List.

Problem determination: No additional problem determination.

1100151E

Explanation: The power supply fan on Un-E1 experienced a short stoppage, but recovered. The power supply should be replaced as soon as possible before the fan fails permanently.

Response: Follow the instructions for the items listed in the FRU List.

Problem determination: No additional problem determination.

Failing Item:

- PWRSPPLY
- TWRCARD

1100151F

Explanation: The power supply fan on Un-E1 failed. The power supply should be replaced as soon as possible.

Response: Follow the instructions for the items listed in the FRU List.

Problem determination: No additional problem determination.

Failing Item:

- PWRSPPLY
- TWRCARD

11001520

Explanation: Detected AC loss

Response: Before replacing any parts, verify that the AC input voltage is correct. Follow the instructions for the items listed in the FRU List.

Problem determination: The system may have experienced an AC Power Loss external to the system such as utility or building power and the system may have recovered.

1. If there was a utility, building or room power loss that would have affected the system at the same time this SRC was reported then you can ignore and close this event. No service is required. Otherwise continue with the next step in this procedure.
2. Ensure the line cords are properly connected and seated on both ends. For help in locating the line cords of the power supply reporting this problem use the location code in the serviceable event or the symbolic FRU in the failing items list below.
3. If the system was just installed or moved, verify the AC input voltage is correct.
4. If the problem is not resolved then report this problem to your service provider.

Failing Item:

- PWRSPPLY
- TWRCARD

11001521

Explanation: Power supply failure

Response: Follow the instructions for the items listed in the FRU List.

Problem determination: No additional problem determination.

Failing Item:

- PWRSPPLY
- TWRCARD

11001522

Explanation: Power supply failure

Response: Follow the instructions for the items listed in the FRU List.

Problem determination: No additional problem determination.

Failing Item:

- PWRSPPLY
- TWRCARD
- CBLALL

11001523

Explanation: Power supply failure

Response: Follow the instructions for the items listed in the FRU List.

Problem determination: No additional problem determination.

Failing Item:

- PWRSPLY
- TWRCARD

11001524

Explanation: Power supply failure

Response: Follow the instructions for the items listed in the FRU List.

Problem determination: No additional problem determination.

Failing Item:

- PWRSPLY
- TWRCARD

1100152E

Explanation: The power supply fan on Un-E2 experienced a short stoppage, but recovered. The power supply should be replaced as soon as possible before the fan fails permanently.

Response: Follow the instructions for the items listed in the FRU List.

Problem determination: No additional problem determination.

Failing Item:

- PWRSPLY
- TWRCARD

1100152F

Explanation: The power supply fan on Un-E2 failed. The power supply should be replaced as soon as possible.

Response: Follow the instructions for the items listed in the FRU List.

Problem determination: No additional problem determination.

Failing Item:

- PWRSPLY
- TWRCARD

11001530

Explanation: Detected AC loss.

Response: Before replacing any parts, verify that the AC input voltage is correct. Follow the instructions for the items listed in the FRU List.

Problem determination: The system may have experienced an AC Power Loss external to the system such as utility or building power and the system may have recovered.

1. If there was a utility, building or room power loss that would have affected the system at the same time this SRC was reported then you can ignore and close this event. No service is required. Otherwise continue with the next step in this procedure.
2. Ensure the line cords are properly connected and seated on both ends. For help in locating the line cords of the power supply reporting this problem use the location code in the serviceable event or the symbolic FRU in the failing items list below.
3. If the system was just installed or moved, verify the AC input voltage is correct.
4. If the problem is not resolved then report this problem to your service provider.

Failing Item:

- PWRSPLY
- TWRCARD

11001531

Explanation: Power supply failure

Response: Follow the instructions for the items listed in the FRU List.

Problem determination: No additional problem determination.

Failing Item:

- PWRSPLY
- TWRCARD

11001532

Explanation: A power supply failure occurred.

Response: Follow the instructions for the items listed in the FRU List.

Problem determination: No additional problem determination.

Failing Item:

- PWRSPLY
- TWRCARD
- CBLALL

11001533

Explanation: Power supply failure

Response: Follow the instructions for the items listed in the FRU List.

Problem determination: No additional problem determination.

Failing Item:

- PWRSPLY
- TWRCARD

11001534

Explanation: Power supply failure

Response: Follow the instructions for the items listed in the FRU List.

Problem determination: No additional problem determination.

Failing Item:

- PWRSPPLY
- TWRCARD

1100153F

Explanation: The power supply fan on Un-E3 failed. The power supply should be replaced as soon as possible.

Response: Follow the instructions for the items listed in the FRU List.

Problem determination: No additional problem determination.

Failing Item:

- PWRSPPLY
- TWRCARD

11001540

Explanation: Detected AC loss

Response: Before replacing any parts, verify that the AC input voltage is correct. Follow the instructions for the items listed in the FRU List.

Problem determination: The system may have experienced an AC Power Loss external to the system such as utility or building power and the system may have recovered.

1. If there was a utility, building or room power loss that would have affected the system at the same time this SRC was reported then you can ignore and close this event. No service is required. Otherwise continue with the next step in this procedure.
2. Ensure the line cords are properly connected and seated on both ends. For help in locating the line cords of the power supply reporting this problem use the location code in the serviceable event or the symbolic FRU in the failing items list below.
3. If the system was just installed or moved, verify the AC input voltage is correct.
4. If the problem is not resolved then report this problem to your service provider.

Failing Item:

- PWRSPPLY
- TWRCARD

11001541

Explanation: Power supply failure

Response: Follow the instructions for the items listed in the FRU List.

Problem determination: No additional problem determination.

Failing Item:

- PWRSPPLY
- TWRCARD

11001542

Explanation: A power supply failure occurred.

Response: Follow the instructions for the items listed in the FRU List.

Problem determination: No additional problem determination.

Failing Item:

- PWRSPPLY
- TWRCARD
- CBLALL

11001543

Explanation: Power supply failure

Response: Follow the instructions for the items listed in the FRU List.

Problem determination: No additional problem determination.

Failing Item:

- PWRSPPLY
- TWRCARD

11001544

Explanation: A power supply failure occurred.

Response: Follow the instructions for the items listed in the FRU List.

Problem determination: No additional problem determination.

Failing Item:

- PWRSPPLY
- TWRCARD
- CBLALL

1100154F

Explanation: The power supply fan on Un-E4 failed. The power supply should be replaced as soon as possible.

Response: Follow the instructions for the items listed in the FRU List.

Problem determination: No additional problem determination.

Failing Item:

- PWRSPLY
- TWRCARD

11001611

Explanation: Regulator 1 Fault

Response: Follow the instructions for the items listed in the FRU List.

Problem determination: No additional problem determination.

Failing Item:

- PWR1918
- TWRCARD

11001612

Explanation: Regulator 1 Communication Fault

Response: Follow the instructions for the items listed in the FRU List.

Problem determination: No additional problem determination.

Failing Item:

- PWR1918
- TWRCARD

11001613

Explanation: Regulator 1 Domain Fault

Response: Follow the instructions for the items listed in the FRU List.

Problem determination: No additional problem determination.

Failing Item:

- PWR1918
- TWRCARD

11001621

Explanation: Regulator 2 Fault

Response: Follow the instructions for the items listed in the FRU List.

Problem determination: No additional problem determination.

Failing Item:

- PWR1918

- TWRCARD

11001622

Explanation: Regulator 2 Communication Fault

Response: Follow the instructions for the items listed in the FRU List.

Problem determination: No additional problem determination.

Failing Item:

- PWR1918
- TWRCARD

11001623

Explanation: Regulator 2 Domain Fault

Response: Follow the instructions for the items listed in the FRU List.

Problem determination: No additional problem determination.

Failing Item:

- PWR1918
- TWRCARD

11001631

Explanation: Regulator 3 Fault

Response: Follow the instructions for the items listed in the FRU List.

Problem determination: No additional problem determination.

Failing Item:

- PWR1918
- TWRCARD

11001632

Explanation: Regulator 3 Communication Fault

Response: Follow the instructions for the items listed in the FRU List.

Problem determination: No additional problem determination.

Failing Item:

- PWR1918
- TWRCARD

11001633

Explanation: Regulator 3 Domain Fault

Response: Follow the instructions for the items listed in the FRU List.

110016A0 • 110016F1

Problem determination: No additional problem determination.

Failing Item:

- PWR1918
- TWRCARD

110016A0

Explanation: A system control drawer connection card is missing.

Response: Follow the instructions for the items listed in the FRU List.

Problem determination: No additional problem determination.

Failing Item:

- PWRSPPLY

110016A1

Explanation: A system control drawer connection card is missing.

Response: Follow the instructions for the items listed in the FRU List.

Problem determination: No additional problem determination.

Failing Item:

- PWRSPPLY

110016A2

Explanation: A system control drawer connection card is missing.

Response: Follow the instructions for the items listed in the FRU List.

Problem determination: No additional problem determination.

Failing Item:

- PWRSPPLY

110016A3

Explanation: A system control drawer connection card is missing.

Response: Follow the instructions for the items listed in the FRU List.

Problem determination: No additional problem determination.

Failing Item:

- PWRSPPLY

110016B0

Explanation: A CEC drawer connection card is missing.

Response: Follow the instructions for the items listed in the FRU List.

Problem determination: No additional problem determination.

Failing Item:

- PWRSPPLY

110016B1

Explanation: A CEC drawer connection card is missing.

Response: Follow the instructions for the items listed in the FRU List.

Problem determination: No additional problem determination.

Failing Item:

- PWRSPPLY

110016B2

Explanation: A CEC drawer connection card is missing.

Response: Follow the instructions for the items listed in the FRU List.

Problem determination: No additional problem determination.

Failing Item:

- PWRSPPLY

110016B3

Explanation: A CEC drawer connection card is missing.

Response: Follow the instructions for the items listed in the FRU List.

Problem determination: No additional problem determination.

Failing Item:

- PWRSPPLY

110016F1

Explanation: No power supplies detected in drawer number 1

Response: Perform the following in order:

- Check for system firmware updates; apply if available.
- Replace the primary service processor.

- Replace the backplane in the failing drawer.
- Replace all of the power supplies in the failing drawer.

Problem determination: No additional problem determination.

110016F2

Explanation: No power supplies detected in drawer number 2

Response: Perform the following in order:

- Check for system firmware updates; apply if available.
- Replace the primary service processor.
- Replace the backplane in the failing drawer.
- Replace all of the power supplies in the failing drawer.

Problem determination: No additional problem determination.

110016F3

Explanation: No power supplies detected in drawer number 3

Response: Perform the following in order:

- Check for system firmware updates; apply if available.
- Replace the primary service processor.
- Replace the backplane in the failing drawer.
- Replace all of the power supplies in the failing drawer.

Problem determination: No additional problem determination.

110016F4

Explanation: No power supplies detected in drawer number 4

Response: Perform the following in order:

- Check for system firmware updates; apply if available.
- Replace the primary service processor.
- Replace the backplane in the failing drawer.
- Replace all of the power supplies in the failing drawer.

Problem determination: No additional problem determination.

11001B01

Explanation: Level 1 load fault (+12V)

Response: Follow the instructions for the items listed in the FRU List.

Problem determination: No additional problem determination.

Failing Item:

- PWR1900

11001B02

Explanation: Load fault on the +5V bus

Response: Follow the instructions for the items listed in the FRU List.

Problem determination: No additional problem determination.

Failing Item:

- PWR1900
- TWRCARD

11001B03

Explanation: Load fault on the +3.3V bus

Response: Follow the instructions for the items listed in the FRU List.

Problem determination: No additional problem determination.

Failing Item:

- PWR1900
- TWRCARD

11001B05

Explanation: Load fault on the +1.8V bus

Response: Follow the instructions for the items listed in the FRU List.

Problem determination: No additional problem determination.

Failing Item:

- PWR1904
- TWRCARD

11001B06

Explanation: Load fault on the +2.5V bus

Response: Follow the instructions for the items listed in the FRU List.

Problem determination: No additional problem determination.

Failing Item:

11001B0A • 11001C15

- PWR1904
- TWRCARD

11001B0A

Explanation: Load Fault on the +12V/-12v bus

Response: Follow the instructions for the items listed in the FRU List.

Problem determination: No additional problem determination.

Failing Item:

- PWR1904
- TWRCARD

11001B0F

Explanation: Load Fault on the +1.2V bus

Response: Follow the instructions for the items listed in the FRU List.

Problem determination: No additional problem determination.

Failing Item:

- PWR1904
- TWRCARD

11001BFF

Explanation: A backplane short fault occurred.

Response: Follow the instructions for the items listed in the FRU List.

Problem determination: No additional problem determination.

Failing Item:

- PGDPART

11001C10

Explanation: Regulator Level 1 Load Fault (1.1A)

Response: Follow the instructions for the items listed in the FRU List.

Problem determination: No additional problem determination.

Failing Item:

- PWR1904
- TWRCARD

11001C11

Explanation: Regulator Level 2 Load Fault (1.1B)

Response: Follow the instructions for the items listed in the FRU List.

Problem determination: No additional problem determination.

Failing Item:

- PWR1904
- TWRCARD

11001C12

Explanation: Regulator Level 2 Load Fault (1.8)

Response: Follow the instructions for the items listed in the FRU List.

Problem determination: No additional problem determination.

Failing Item:

- PWR1904
- TWRCARD

11001C13

Explanation: Regulator Level 2 Load Fault (1.2A)

Response: Follow the instructions for the items listed in the FRU List.

Problem determination: No additional problem determination.

Failing Item:

- PWR1904
- TWRCARD

11001C14

Explanation: Regulator Level 2 Load Fault (1.25)

Response: Follow the instructions for the items listed in the FRU List.

Problem determination: No additional problem determination.

Failing Item:

- PWR1904
- TWRCARD

11001C15

Explanation: Regulator Level 2 Load Fault (1.2B)

Response: Follow the instructions for the items listed in the FRU List.

Problem determination: No additional problem determination.

Failing Item:

- PWR1904
- TWRCARD

11001D12

Explanation: I/O hub card 1 fault.

Response: Follow the instructions for the items listed in the FRU List.

Problem determination: No additional problem determination.

11001D13

Explanation: I/O hub card 2 fault.

Response: Follow the instructions for the items listed in the FRU List.

Problem determination: No additional problem determination.

11001D14

Explanation: I/O hub card 3 fault.

Response: Follow the instructions for the items listed in the FRU List.

Problem determination: No additional problem determination.

11001D15

Explanation: I/O hub card 4 fault.

Response: Follow the instructions for the items listed in the FRU List.

Problem determination: No additional problem determination.

11001D60

Explanation: RIO adapter card 1 softswitch fault

Response: Follow the instructions for the items listed in the FRU List.

Problem determination: No additional problem determination.

Failing Item:

- SI_CARD
 - TWRCARD
-

11001D63

Explanation: RIO adapter card 2 softswitch fault

Response: Follow the instructions for the items listed in the FRU List.

Problem determination: No additional problem determination.

Failing Item:

- SI_CARD
-

- TWRCARD
-

11001D68

Explanation: HEA adapter card 2 softswitch fault

Response: Follow the instructions for the items listed in the FRU List.

Problem determination: No additional problem determination.

11001E00

Explanation: An open device failed.

Response: No action required. This reference code is logged for information only.

Problem determination: No additional problem determination.

11001E01

Explanation: A write device failed.

Response: No action required. This reference code is logged for information only.

Problem determination: No additional problem determination.

11001E03

Explanation: A read device failed.

Response: No action required. This reference code is logged for information only.

Problem determination: No additional problem determination.

11001F01

Explanation: TMS limit reached - log only

Response: No action required. This reference code is logged for information only.

Problem determination: No additional problem determination.

11001F02

Explanation: SPCN trace information saved

Response: No action required. This reference code is logged for information only.

Problem determination: No additional problem determination.

11001F03

Explanation: Invalid TMS or location code; log only.

Response: No action required. This reference code is logged for information only.

Problem determination: No additional problem determination.

11001F04

Explanation: A power good latched event; log only.

Response: No action required. This reference code is logged for information only.

Problem determination: No additional problem determination.

11001F05

Explanation: All power supplies reporting current out fault; log only.

Response: No action required. This reference code is logged for information only.

Problem determination: No additional problem determination.

11002600

Explanation: Power Good Fault

Response: Follow the instructions for the items listed in the FRU List.

Problem determination: No additional problem determination.

Failing Item:

- PGDPART

11002602

Explanation: Power Good Fault

Response: Follow the instructions for the items listed in the FRU List.

Problem determination: No additional problem determination.

Failing Item:

- PWR1918
- TWRCARD

11002603

Explanation: Power Good Fault

Response: Follow the instructions for the items listed in the FRU List.

Problem determination: No additional problem determination.

Failing Item:

- PGDPART

11002610

Explanation: A power signal failure has been detected

Response: Follow the instructions for the items listed in the FRU List.

Problem determination: No additional problem determination.

Failing Item:

- SYSBKPL
- USBPGD

11002611

Explanation: A power signal failure has been detected

Response: Follow the instructions for the items listed in the FRU List.

Problem determination: No additional problem determination.

Failing Item:

- SYSBKPL

11002613

Explanation: An input voltage type fault was detected.

Response: Follow the instructions for the items listed in the FRU List.

Problem determination: No additional problem determination.

Failing Item:

- CBLALL
- SYSBKPL

11002614

Explanation: The power supplies are mismatched; one is ac, and one is dc.

Response: Follow the instructions for the items listed in the FRU List.

Problem determination: No additional problem determination.

Failing Item:

- PWRSPPLY

11002615

Explanation: 1925W power supplies are required in this system.

Response: Follow the instructions for the items listed in the FRU List.

Problem determination: No additional problem determination.

Failing Item:

- PWRSPPLY
-

11002620

Explanation: A power-good fault was detected.

Response: Follow the instructions for the items listed in the FRU List.

Problem determination: No additional problem determination.

Failing Item:

- SYSBKPL
-

11002622

Explanation: 1.52V power-good input fault

Response: Follow the instructions for the items listed in the FRU List.

Problem determination: No additional problem determination.

Failing Item:

- PWR1918
-

11002623

Explanation: 1.8V power-good input fault

Response: Follow the instructions for the items listed in the FRU List.

Problem determination: No additional problem determination.

Failing Item:

- PWR1918
-

11002624

Explanation: 5.0V power-good input fault

Response: Follow the instructions for the items listed in the FRU List.

Problem determination: No additional problem determination.

11002625

Explanation: 3.3V power-good input fault

Response: Follow the instructions for the items listed in the FRU List.

Problem determination: No additional problem determination.

Failing Item:

- PWR1918
-

11002626

Explanation: 2.5V power-good input fault

Response: Follow the instructions for the items listed in the FRU List.

Problem determination: No additional problem determination.

Failing Item:

- PWR1918
-

11002627

Explanation: GX slot 1 pgood fault.

Response: Follow the instructions for the items listed in the FRU List.

Problem determination: No additional problem determination.

11002629

Explanation: P_GOOD fault on the I/O backplane.

Response: Follow the instructions for the items listed in the FRU List.

Problem determination: No additional problem determination.

Failing Item:

- SYSBKPL
-

1100262A

Explanation: GX slot 2 pgood fault.

Response: Follow the instructions for the items listed in the FRU List.

Problem determination: No additional problem determination.

1100262B

Explanation: P_GOOD fault on the I/O backplane.

Response: Follow the instructions for the items listed in the FRU List.

1100262C • 11002635

Problem determination: No additional problem determination.

Failing Item:

- SYSBKPL
-

1100262C

Explanation: DASD 5V regulator P_GOOD fault.

Response: Follow the instructions for the items listed in the FRU List.

Problem determination: No additional problem determination.

Failing Item:

- PWR1918
-

1100262D

Explanation: P_GOOD fault on the I/O backplane.

Response: Follow the instructions for the items listed in the FRU List.

Problem determination: No additional problem determination.

Failing Item:

- SYSBKPL
-

1100262E

Explanation: P_GOOD fault on the I/O backplane.

Response: Follow the instructions for the items listed in the FRU List.

Problem determination: No additional problem determination.

Failing Item:

- SYSBKPL
-

1100262F

Explanation: P_GOOD fault on the I/O backplane.

Response: Follow the instructions for the items listed in the FRU List.

Problem determination: No additional problem determination.

Failing Item:

- SYSBKPL
-

11002630

Explanation: Processor 1 P7_VRM pgood fault (pluggable)

Response: Follow the instructions for the items listed in the FRU List.

Problem determination: No additional problem determination.

11002632

Explanation: Processor 1 VRM2 array power-good fault

Response: Follow the instructions for the items listed in the FRU List.

Problem determination: No additional problem determination.

Failing Item:

- PWR1918
 - ANYPROC
 - SYSBKPL
-

11002633

Explanation: Processor 1 1.2V VRM power-good fault

Response: Follow the instructions for the items listed in the FRU List.

Problem determination: No additional problem determination.

Failing Item:

- PWR1918
 - SYSBKPL
-

11002634

Explanation: Processor 1 1.8V VRM or processor 1 power-good fault

Response: Follow the instructions for the items listed in the FRU List.

Problem determination: No additional problem determination.

Failing Item:

- ANYPROC
 - SYSBKPL
-

11002635

Explanation: VRM fault on the processor card.

Response: Follow the instructions for the items listed in the FRU List.

Problem determination: No additional problem determination.

Failing Item:

- PWR1918
-

11002636

Explanation: VRM fault on the processor card.

Response: Follow the instructions for the items listed in the FRU List.

Problem determination: No additional problem determination.

Failing Item:

- PWR1918
-

1100263A

Explanation: Memory card 1 pgood fault.

Response: Follow the instructions for the items listed in the FRU List.

Problem determination: Look for a 1100xxxx SRC that was logged before this SRC. If an SRC is found, resolve that SRC first. If the problem is not corrected, follow the instructions for the items listed in the FRU list for this SRC.

1100263B

Explanation: Memory card 1 pgood fault.

Response: Follow the instructions for the items listed in the FRU List.

Problem determination: No additional problem determination.

1100263C

Explanation: Memory card 1 pgood fault.

Response: Follow the instructions for the items listed in the FRU List.

Problem determination: No additional problem determination.

11002640

Explanation: Processor 2 P7_VRM pgood fault (pluggable)

Response: Follow the instructions for the items listed in the FRU List.

Problem determination: No additional problem determination.

11002642

Explanation: Processor 2 VRM2 array power-good fault

Response: Follow the instructions for the items listed in the FRU List.

Problem determination: No additional problem determination.

Failing Item:

- PWR1918
 - ANYPROC
 - SYSBKPL
-

11002643

Explanation: Processor 2 1.8V VRM or processor 2 power-good fault

Response: Follow the instructions for the items listed in the FRU List.

Problem determination: No additional problem determination.

Failing Item:

- ANYPROC
 - SYSBKPL
-

11002645

Explanation: VRM fault on the processor card.

Response: Follow the instructions for the items listed in the FRU List.

Problem determination: No additional problem determination.

Failing Item:

- PWR1918
-

1100264A

Explanation: Memory card 2 pgood fault.

Response: Follow the instructions for the items listed in the FRU List.

Problem determination: Look for a 1100xxxx SRC that was logged before this SRC. If an SRC is found, resolve that SRC first. If the problem is not corrected, follow the instructions for the items listed in the FRU list for this SRC.

1100264B

Explanation: Memory card 2 pgood fault.

Response: Follow the instructions for the items listed in the FRU List.

Problem determination: No additional problem determination.

1100264C

Explanation: Memory card 2 pgood fault.

Response: Follow the instructions for the items listed in the FRU List.

Problem determination: No additional problem determination.

11002650

Explanation: Processor 3 VRM 1A or 1B power-good fault

Response: Follow the instructions for the items listed in the FRU List.

Problem determination: No additional problem determination.

Failing Item:

- PWR1918
- ANYPROC
- SYSBKPL

11002652

Explanation: Processor 3 VRM2 array power-good fault

Response: Follow the instructions for the items listed in the FRU List.

Problem determination: No additional problem determination.

Failing Item:

- PWR1918
- ANYPROC
- SYSBKPL

11002653

Explanation: Processor 3 1.2V VRM power-good fault

Response: Follow the instructions for the items listed in the FRU list.

Problem determination: No additional problem determination.

Failing Item:

- PWR1918
- SYSBKPL

11002654

Explanation: Processor 3 1.8V VRM or processor 3 power-good fault

Response: Follow the instructions for the items listed in the FRU list.

Problem determination: No additional problem determination.

Failing Item:

- ANYPROC
- SYSBKPL

1100265A

Explanation: Memory card 3 pgood fault.

Response: Follow the instructions for the items listed in the FRU List.

Problem determination: Look for a 1100xxxx SRC that was logged before this SRC. If an SRC is found, resolve that SRC first. If the problem is not corrected, follow the instructions for the items listed in the FRU list for this SRC.

1100265B

Explanation: Memory card 3 pgood fault.

Response: Follow the instructions for the items listed in the FRU List.

Problem determination: No additional problem determination.

1100265C

Explanation: Memory card 3 pgood fault.

Response: Follow the instructions for the items listed in the FRU List.

Problem determination: No additional problem determination.

11002660

Explanation: Processor 4 VRM 1A or 1B power-good fault

Response: Follow the instructions for the items listed in the FRU list.

Problem determination: No additional problem determination.

Failing Item:

- PWR1918
- ANYPROC
- SYSBKPL

11002662

Explanation: Processor 4 VRM2 array power-good fault

Response: Follow the instructions for the items listed in the FRU list.

Problem determination: No additional problem determination.

Failing Item:

- PWR1918
- ANYPROC
- SYSBKPL

11002663

Explanation: Processor 4 1.2V VRM power-good fault

Response: Follow the instructions for the items listed in the FRU list.

Problem determination: No additional problem determination.

Failing Item:

- PWR1918
- SYSBKPL

11002664

Explanation: Processor 4 1.8V VRM failed or processor 4 power-good fault

Response: Follow the instructions for the items listed in the FRU list.

Problem determination: No additional problem determination.

Failing Item:

- ANYPROC
- SYSBKPL

1100266A

Explanation: Memory card 4 pgood fault.

Response: Follow the instructions for the items listed in the FRU list.

Problem determination: Look for a 1100xxxx SRC that was logged before this SRC. If an SRC is found, resolve that SRC first. If the problem is not corrected, follow the instructions for the items listed in the FRU list for this SRC.

1100266B

Explanation: Memory card 4 pgood fault.

Response: Follow the instructions for the items listed in the FRU List.

Problem determination: No additional problem determination.

1100266C

Explanation: Memory card 4 pgood fault.

Response: Follow the instructions for the items listed in the FRU List.

Problem determination: No additional problem determination.

11002690

Explanation: Processor 1 and 2 VDDA pgood fault.

Response: Follow the instructions for the items listed in the FRU List.

Problem determination: No additional problem determination.

11002691

Explanation: Processor 1 and 2 VSN pgood fault.

Response: Follow the instructions for the items listed in the FRU List.

Problem determination: No additional problem determination.

Failing Item:

- PWR1918

110026A0

Explanation: A 12Vcs power good failure occurred on the system control drawer connection card.

Response: Follow the instructions for the items listed in the FRU List.

Problem determination: No additional problem determination.

Failing Item:

- CBLALL

110026A1

Explanation: A 12Vcs power good failure occurred on the system control drawer connection card.

Response: Follow the instructions for the items listed in the FRU List.

Problem determination: No additional problem determination.

Failing Item:

- CBLALL

110026A2

Explanation: A 12Vcs power good failure occurred on the system control drawer connection card.

Response: Follow the instructions for the items listed in the FRU List.

Problem determination: No additional problem determination.

Failing Item:

- CBLALL
-

110026A3

Explanation: A 12Vcs power good failure occurred on the system control drawer connection card.

Response: Follow the instructions for the items listed in the FRU List.

Problem determination: No additional problem determination.

Failing Item:

- CBLALL
-

110026B0

Explanation: A 12V power good failure occurred on the system control drawer connection card.

Response: Follow the instructions for the items listed in the FRU List.

Problem determination: No additional problem determination.

Failing Item:

- CBLALL
-

110026B1

Explanation: A 12V power good failure occurred on the system control drawer connection card.

Response: Follow the instructions for the items listed in the FRU List.

Problem determination: No additional problem determination.

Failing Item:

- CBLALL
-

110026B2

Explanation: A 12V power good failure occurred on the system control drawer connection card.

Response: Follow the instructions for the items listed in the FRU List.

Problem determination: No additional problem determination.

Failing Item:

- CBLALL
-

110026B3

Explanation: A 12V power good failure occurred on the system control drawer connection card.

Response: Follow the instructions for the items listed in the FRU List.

Problem determination: No additional problem determination.

Failing Item:

- CBLALL
-

11002700

Explanation: A voltage regulator module (VRM) fault has occurred.

Response: Follow the instructions for the items listed in the FRU List.

Problem determination: No additional problem determination.

11002701

Explanation: Informational monitoring event in the power subsystem. No service is required.

Response: Follow the instructions for the items listed in the FRU List.

Problem determination: No additional problem determination.

11002702

Explanation: VRM fault on the DASD backplane. DASD backplane replacement is required.

Response: Follow the instructions for the items listed in the FRU List.

Problem determination: No additional problem determination.

11002703

Explanation: Informational monitoring event in the power subsystem. No service is required.

Response: Follow the instructions for the items listed in the FRU List.

Problem determination: No additional problem determination.

11002704

Explanation: VRM fault on the I/O backplane.

Response: Follow the instructions for the items listed in the FRU List.

Problem determination: No additional problem determination.

11002705

Explanation: Informational monitoring event in the power subsystem. No service is required.

Response: Follow the instructions for the items listed in the FRU List.

Problem determination: No additional problem determination.

11002800

Explanation: The system was automatically shut down because the top cover was removed.

Response: Follow the instructions for the items listed in the FRU List.

Problem determination: No additional problem determination.

Failing Item:

- LDSWTCH
-

11003100

Explanation: Service processor I2C failure

Response: Follow the instructions for the items listed in the FRU list.

Problem determination: No additional problem determination.

Failing Item:

- I2CBUS
 - TWRCARD
-

11003105

Explanation: Service processor I2C failure.

Response: Follow the instructions for the items listed in the FRU List.

Problem determination: No additional problem determination.

Failing Item:

- TWRCARD
-

11003114

Explanation: Service processor I2C failure

Response: Follow the instructions for the items listed in the FRU List.

Problem determination: No additional problem determination.

Failing Item:

- I2CBUS
 - SYSBKPL
 - TWRCARD
-

11003116

Explanation: I2C failure: blower control chip

Response: Follow the instructions for the items listed in the FRU List.

Problem determination: No additional problem determination.

Failing Item:

- SYSBKPL
-

11003120

Explanation: VRM failure

Response: Follow the instructions for the items listed in the FRU list in the error log entry.

Problem determination: No additional problem determination.

11004201

Explanation: UPS reported: utility failure signal is on

Response: No action required. This reference code is logged for information only.

Problem determination: No additional problem determination.

11004203

Explanation: UPS reported: battery low signal is on

Response: No action required. This reference code is logged for information only.

Problem determination: No additional problem determination.

11004600

Explanation: UPS interface failure

Response: Follow the instructions for the items listed in the FRU List.

Problem determination: No additional problem determination.

Failing Item:

- UPSUNIT
- TWRCARD

11004601

Explanation: UPS interface failure

Response: Follow the instructions for the items listed in the FRU List.

Problem determination: No additional problem determination.

Failing Item:

- UPSUNIT
- TWRCARD

11005000

Explanation: Service processor fail over failed due to configuration mismatch

Response: Follow the instructions for the items listed in the FRU List.

Problem determination: No additional problem determination.

Failing Item:

- TWRCARD

11005001

Explanation: Service processor fail over failed due to configuration mismatch

Response: Follow the instructions for the items listed in the FRU List.

Problem determination: No additional problem determination.

Failing Item:

- TWRCARD

11005010

Explanation: SPCN ports not present. mismatch

Response: Follow the instructions for the items listed in the FRU List.

Problem determination: No additional problem determination.

Failing Item:

- CBLALL

11007110

Explanation: Power supply failure

Response: Follow the instructions for the items listed in the FRU List.

Problem determination: No additional problem determination.

Failing Item:

- PWRSPPLY
- TWRCARD

11007120

Explanation: Power supply failure

Response: Follow the instructions for the items listed in the FRU List.

Problem determination: No additional problem determination.

Failing Item:

- PWRSPPLY
- TWRCARD

11007130

Explanation: Power supply failure

Response: Follow the instructions for the items listed in the FRU List.

Problem determination: No additional problem determination.

Failing Item:

- PWRSPPLY
- TWRCARD

11007140

Explanation: Power supply failure

Response: Follow the instructions for the items listed in the FRU List.

Problem determination: No additional problem determination.

Failing Item:

- PWRSPPLY
- TWRCARD

11007200

Explanation: The system is located at an altitude greater than 4000 meters (13,120 feet). This is outside the range of the system specifications.

Response: Follow the instructions for the items listed in the FRU List.

Problem determination: No additional problem determination.

Failing Item:

- ALTUDE

11007201

Explanation: Ambient temperature is out of range

Response: Follow the procedure for the items listed in the FRU List.

Problem determination:

1. Verify that adequate cooling exists in the system's environment.
2. If there was a cooling failure at about the same time these SRCs were logged, these errors can be ignored and closed. Otherwise continue with the next step in this procedure.
3. Verify that the air temperature around the system's intakes, including exhaust air blowing at the system from nearby equipment, is within the system's environmental limits.
4. If the above steps did not resolve the problem then report the problem to your service provider.

Failing Item:

- AMBTEMP

11007202

Explanation: Ambient temperature is back in range

Response: Follow the procedure for the items listed in the FRU List.

Problem determination: No additional problem determination.

Failing Item:

- AMBBACK

11007203

Explanation: Ambient temperature exceeded limit

Response: The system will shut down in 15 minutes. Follow the instructions for the items listed in the FRU List.

Problem determination:

1. Verify that adequate cooling exists in the system's environment.
2. If there was a cooling failure at about the same time these SRCs were logged, these errors can be ignored and closed. Otherwise continue with the next step in this procedure.
3. Verify that the air temperature around the system's intakes, including exhaust air blowing at the system from nearby equipment, is within the system's environmental limits.

4. If the above steps did not resolve the problem then report the problem to your service provider.

Failing Item:

- AMBTEMP

11007204

Explanation: Ambient temperature is back in range

Response: Follow the procedure for the items listed in the FRU List.

Problem determination: No additional problem determination.

Failing Item:

- AMBBACK

11007205

Explanation: Ambient temperature exceeded limit

Response: The system will shut down in 20 seconds. Follow the instructions for the items listed in the FRU list.

Problem determination: No additional problem determination.

Failing Item:

- AMBTEMP

11007207

Explanation: Ambient temperature has dropped below the low temperature limit.

Response: Follow the instructions for the items listed in the FRU List.

Problem determination: No additional problem determination.

Failing Item:

- AMBTEMP

11007210

Explanation: The system is located at an altitude that is outside the range of the system performance specification.

Response: The system is located at an altitude that is not within the range of the system specification.

Problem determination: No additional problem determination.

Failing Item:

- ALTUDE

11007211

Explanation: Ambient temperature is out of range

Response: Ambient temperature is above nominal for CPU performance. Follow the instructions for the items listed in the FRU List.

Problem determination:

1. Verify that adequate cooling exists in the system's environment.
2. If there was a cooling failure at about the same time these SRCs were logged, these errors can be ignored and closed. Otherwise continue with the next step in this procedure.
3. Verify that the air temperature around the system's intakes, including exhaust air blowing at the system from nearby equipment, is within the system's environmental limits.
4. If the above steps did not resolve the problem then report the problem to your service provider.

Failing Item:

- AMBTMP1
-

11007212

Explanation: Ambient temperature is back in range

Response: Ambient temperature has returned to nominal.

Problem determination: No additional problem determination.

Failing Item:

- AMBTMP2
-

11007220

Explanation: The system is located at an altitude that is outside the range of the system performance specification, and the thermal/power management firmware may reduce performance in heavy workload situations.

Response: The system is located at an altitude that is within the range of the system specification, but the thermal/power management firmware may reduce performance due to the altitude.

Problem determination: No additional problem determination.

Failing Item:

- ALTPERF
-

11007221

Explanation: The ambient temperature is outside the range of the system performance specification, and the thermal/power management firmware may reduce performance in heavy workload situations.

Response: The ambient temperature is outside the range of the system performance specification, and the thermal/power management firmware may reduce performance in heavy workload situations.

Problem determination:

1. Verify that adequate cooling exists in the system's environment.
2. If there was a cooling failure at about the same time these SRCs were logged, these errors can be ignored and closed. Otherwise continue with the next step in this procedure.
3. Verify that the air temperature around the system's intakes, including exhaust air blowing at the system from nearby equipment, is within the system's environmental limits.
4. If the above steps did not resolve the problem then report the problem to your service provider.

Failing Item:

- AMBPERF
-

11007222

Explanation: The ambient temperature is back in range.

Response: No action required. This reference code is logged for information only.

Problem determination: No additional problem determination.

11007230

Explanation: The ambient temperature is out of range.

Response: No action required. This reference code is logged for information only.

Problem determination:

1. Verify that adequate cooling exists in the system's environment.
 2. If there was a cooling failure at about the same time these SRCs were logged, these errors can be ignored and closed. Otherwise continue with the next step in this procedure.
 3. Verify that the air temperature around the system's intakes, including exhaust air blowing at the system from nearby equipment, is within the system's environmental limits.
 4. If the above steps did not resolve the problem then report the problem to your service provider.
-

11007231

Explanation: The ambient temperature is out of range.

Response: No action required. This reference code is logged for information only.

Problem determination:

1. Verify that adequate cooling exists in the system's environment.
2. If there was a cooling failure at about the same time these SRCs were logged, these errors can be ignored and closed. Otherwise continue with the next step in this procedure.
3. Verify that the air temperature around the system's intakes, including exhaust air blowing at the system from nearby equipment, is within the system's environmental limits.
4. If the above steps did not resolve the problem then report the problem to your service provider.

11007232

Explanation: The ambient temperature is out of range.

Response: No action required. This reference code is logged for information only.

Problem determination:

1. Verify that adequate cooling exists in the system's environment.
2. If there was a cooling failure at about the same time these SRCs were logged, these errors can be ignored and closed. Otherwise continue with the next step in this procedure.
3. Verify that the air temperature around the system's intakes, including exhaust air blowing at the system from nearby equipment, is within the system's environmental limits.
4. If the above steps did not resolve the problem then report the problem to your service provider.

11007401

Explanation: A drawer is missing power.

Failing Item:

- DRWRPWR

11007402

Explanation: A drawer is missing power.

Failing Item:

- DRWRPWR

11007403

Explanation: A drawer is missing power.

Failing Item:

- DRWRPWR

11007404

Explanation: A drawer is missing power.

Failing Item:

- DRWRPWR

11007411

Explanation: The drawer latched detected a power loss forcing the service processor to reset.

Response: No action required. This reference code is logged for information only.

Problem determination: No additional problem determination.

11007412

Explanation: The drawer latched detected a power loss forcing the service processor to reset.

Response: No action required. This reference code is logged for information only.

Problem determination: No additional problem determination.

11007413

Explanation: The drawer latched detected a power loss forcing the service processor to reset.

Response: No action required. This reference code is logged for information only.

Problem determination: No additional problem determination.

11007414

Explanation: The drawer latched detected a power loss forcing the service processor to reset.

Response: No action required. This reference code is logged for information only.

Problem determination: No additional problem determination.

11007610

Explanation: Fan fault

Response: The fan is operating at the wrong speed. Follow the instructions for the items listed in the FRU List.

Problem determination: No additional problem determination.

Failing Item:

- AIRMOVR
- TWRCARD

11007611

Explanation: Fan missing error

Response: A problem was detected with a fan which can be caused by a fan not being installed. Install fan if missing, replace if already installed. Follow the instructions for the items listed in the FRU List.

Problem determination: No additional problem determination.

Failing Item:

- AIRMOVR
- TWRCARD

11007620

Explanation: Fan fault

Response: The fan is operating at the wrong speed. Follow the instructions for the items listed in the FRU List.

Problem determination: No additional problem determination.

Failing Item:

- AIRMOVR
- TWRCARD

11007621

Explanation: Fan missing error

Response: A problem was detected with a fan which can be caused by a fan not being installed. Install fan if missing, replace if already installed. Follow the instructions for the items listed in the FRU List.

Problem determination: No additional problem determination.

Failing Item:

- AIRMOVR
- TWRCARD

11007630

Explanation: A fan is operating at the wrong speed. Follow the instructions for the items listed in the FRU list.

Response: Follow the instructions for the items listed in the FRU List.

Problem determination: No additional problem determination.

Failing Item:

- AIRMOVR
- TWRCARD

11007631

Explanation: A problem was detected with a fan which can be caused by a fan not being installed. Install the fan if it is missing; replace it if already installed. Follow the instructions for the items listed in the FRU list.

Response: Follow the instructions for the items listed in the FRU List.

Problem determination: No additional problem determination.

Failing Item:

- AIRMOVR
- TWRCARD

11007640

Explanation: A fan is operating at the wrong speed. Follow the instructions for the items listed in the FRU list.

Response: Follow the instructions for the items listed in the FRU List.

Problem determination: No additional problem determination.

Failing Item:

- AIRMOVR
- TWRCARD

11007641

Explanation: A problem was detected with a fan which can be caused by a fan not being installed. Install the fan if it is missing; replace it if already installed. Follow the instructions for the items listed in the FRU list.

Response: Follow the instructions for the items listed in the FRU List.

Problem determination: No additional problem determination.

Failing Item:

- AIRMOVR
- TWRCARD

11007650

Explanation: A fan is operating at the wrong speed. Follow the instructions for the items listed in the FRU list.

Response: Follow the instructions for the items listed in the FRU List.

Problem determination: No additional problem determination.

Failing Item:

- AIRMOVR
- TWRCARD

11007651

Explanation: A problem was detected with a fan which can be caused by a fan not being installed. Install the fan if it is missing; replace it if already installed. Follow the instructions for the items listed in the FRU list.

Response: Follow the instructions for the items listed in the FRU List.

Problem determination: No additional problem determination.

Failing Item:

- AIRMOVR
- TWRCARD

11007660

Explanation: A fan is operating at the wrong speed. Follow the instructions for the items listed in the FRU list.

Response: Follow the instructions for the items listed in the FRU List.

Problem determination: No additional problem determination.

Failing Item:

- AIRMOVR
- TWRCARD

11007661

Explanation: A problem was detected with a fan which can be caused by a fan not being installed. Install the fan if it is missing; replace it if already installed. Follow the instructions for the items listed in the FRU list.

Response: Follow the instructions for the items listed in the FRU List.

Problem determination: No additional problem determination.

Failing Item:

- AIRMOVR
- TWRCARD

11007670

Explanation: A fan is operating at the wrong speed. Follow the instructions for the items listed in the FRU list.

Response: Follow the instructions for the items listed in the FRU List.

Problem determination: No additional problem determination.

Failing Item:

- AIRMOVR
- TWRCARD

11007671

Explanation: A problem was detected with a fan which can be caused by a fan not being installed. Install the fan if it is missing; replace it if already installed. Follow the instructions for the items listed in the FRU list.

Response: Follow the instructions for the items listed in the FRU List.

Problem determination: No additional problem determination.

Failing Item:

- AIRMOVR
- TWRCARD

11007680

Explanation: A fan is operating at the wrong speed. Follow the instructions for the items listed in the FRU list.

Response: Follow the instructions for the items listed in the FRU List.

Problem determination: No additional problem determination.

Failing Item:

- AIRMOVR
- TWRCARD

11007681

Explanation: A problem was detected with a fan which can be caused by a fan not being installed. Install the fan if it is missing; replace it if already installed. Follow the instructions for the items listed in the FRU list.

Response: Follow the instructions for the items listed in the FRU List.

Problem determination: No additional problem determination.

Failing Item:

- AIRMOVR
 - TWRCARD
-

11007690

Explanation: A fan is operating at the wrong speed. Follow the instructions for the items listed in the FRU list.

Response: Follow the instructions for the items listed in the FRU List.

Problem determination: No additional problem determination.

Failing Item:

- AIRMOVR
- TWRCARD

11007691

Explanation: A problem was detected with a fan which can be caused by a fan not being installed. Install the fan if it is missing; replace it if already installed. Follow the instructions for the items listed in the FRU list.

Response: Follow the instructions for the items listed in the FRU List.

Problem determination: No additional problem determination.

Failing Item:

- AIRMOVR
- TWRCARD

110076A0

Explanation: A problem was detected with a fan. Follow the instructions for the items listed in the FRU list.

Response: Follow the instructions for the items listed in the FRU List.

Problem determination: No additional problem determination.

Failing Item:

- AIRMOVR
- TWRCARD

110076A1

Explanation: A problem was detected with a fan which can be caused by a fan not being installed. Install the fan if it is missing; replace it if already installed. Follow the instructions for the items listed in the FRU list.

Response: Follow the instructions for the items listed in the FRU List.

Problem determination: No additional problem determination.

Failing Item:

- AIRMOVR
- TWRCARD

110076B0

Explanation: A problem was detected with a fan. Follow the instructions for the items listed in the FRU list.

Response: Follow the instructions for the items listed in the FRU List.

Problem determination: No additional problem determination.

Failing Item:

- AIRMOVR
- TWRCARD

110076B1

Explanation: A problem was detected with a fan which can be caused by a fan not being installed. Install the fan if it is missing; replace it if already installed. Follow the instructions for the items listed in the FRU list.

Response: Follow the instructions for the items listed in the FRU List.

Problem determination: No additional problem determination.

Failing Item:

- AIRMOVR
- TWRCARD

110076C0

Explanation: Fan fault on a GX++ adapter card

Response: Follow the instructions for the items listed in the FRU List.

Problem determination: No additional problem determination.

110076C1

Explanation: Fan fault on a GX++ adapter card

Response: Follow the instructions for the items listed in the FRU List.

Problem determination: No additional problem determination.

11008400

Explanation: No VPD was found due to invalid bypass

Response: Follow the instructions for the items listed in the FRU List.

Problem determination: No additional problem determination.

Failing Item:

- AJDG301

11008402

Explanation: Unable to collect VPD

Response: Follow the instructions for the items listed in the FRU List.

Problem determination: No additional problem determination.

Failing Item:

- VPDPART
- TWRCARD

11008404

Explanation: Processor unit VPD mismatch

Response: Follow the instructions for the items listed in the FRU List.

Problem determination: No additional problem determination.

Failing Item:

- VPDPART
- TWRCARD

11008405

Explanation: Processor unit VPD mismatch

Response: Follow the instructions for the items listed in the FRU List.

Problem determination: No additional problem determination.

Failing Item:

- VPDPART
- TWRCARD

11008406

Explanation: Processor unit VPD mismatch

Response: Follow the instructions for the items listed in the FRU List.

Problem determination: No additional problem determination.

Failing Item:

- VPDPART
- TWRCARD

11008409

Explanation: No processor installed

Response: Follow the instructions for the items listed in the FRU List.

Problem determination: No additional problem determination.

Failing Item:

- VPDPART
- TWRCARD

11008413

Explanation: Invalid processor VPD

Response: Follow the instructions for the items listed in the FRU List.

Problem determination: No additional problem determination.

Failing Item:

- VPDPART
- TWRCARD

11008414

Explanation: Invalid processor VPD

Response: Follow the instructions for the items listed in the FRU List.

Problem determination: No additional problem determination.

Failing Item:

- VPDPART
- TWRCARD

11008415

Explanation: Invalid processor 3 VPD

Response: Follow the instructions for the items listed in the FRU List.

Problem determination: No additional problem determination.

Failing Item:

- ANYPROC

11008416

Explanation: Invalid processor 4 VPD

Response: Follow the instructions for the items listed in the FRU List.

Problem determination: No additional problem determination.

Failing Item:

11008423 • 11008451

- ANYPROC

11008423

Explanation: No processor VPD

Response: Follow the instructions for the items listed in the FRU List.

Problem determination: No additional problem determination.

Failing Item:

- VPDPART
- TWRCARD

11008424

Explanation: No processor VPD

Response: Follow the instructions for the items listed in the FRU List.

Problem determination: No additional problem determination.

Failing Item:

- VPDPART
- TWRCARD

11008430

Explanation: The configuration ID is incorrect.

Response: Follow the instructions for the items listed in the FRU List.

Problem determination: No additional problem determination.

Failing Item:

- IDPART

11008432

Explanation: The configuration ID is incorrect.

Response: Follow the instructions for the items listed in the FRU List.

Problem determination: No additional problem determination.

Failing Item:

- IDPART

11008442

Explanation: An attempt was made to enable TurboMode, but one or more processor cards in the system is not TurboMode-capable.

Response: Follow the instructions for the items listed in the FRU List.

Problem determination: No additional problem determination.

Failing Item:

- VPDPART

11008443

Explanation: A drawer was added to a system that has TurboMode enabled, but the newly-added drawer is not TurboMode-capable.

Response: Follow the instructions for the items listed in the FRU List.

Problem determination: No additional problem determination.

Failing Item:

- VPDPART

11008444

Explanation: A TurboMode register failed.

Response: Follow the instructions for the items listed in the FRU List.

Problem determination: No additional problem determination.

Failing Item:

- VPDPART

11008450

Explanation: SPCN configuration mismatch

Response: Follow the instructions for the items listed in the FRU List.

Problem determination: No additional problem determination.

Failing Item:

- PWR1918
- TWRCARD

11008451

Explanation: SPCN configuration mismatch

Response: Follow the instructions for the items listed in the FRU List.

Problem determination: No additional problem determination.

Failing Item:

- PWR1918
- TWRCARD

11008452

Explanation: Wrong power supply installed.

Response: Follow the instructions for the items listed in the FRU List.

Problem determination: No additional problem determination.

Failing Item:

- PWRSPPLY
 - TWRCARD
-

11008453

Explanation: There is an extra processor voltage regulator in the system.

Response: Follow the instructions for the items listed in the FRU List.

Problem determination: No additional problem determination.

Failing Item:

- PWR1918
 - TWRCARD
-

11008454

Explanation: A fan is installed at location Un-A3 in a single-socket system. This configuration is not valid.

Response: Follow the instructions for the items listed in the FRU List.

Problem determination: No additional problem determination.

Failing Item:

- PWR1918
 - TWRCARD
-

11008455

Explanation: Power supply missing

Response: Follow the instructions for the items listed in the FRU List.

Problem determination: No additional problem determination.

Failing Item:

- PWRSPPLY
 - TWRCARD
-

11008456

Explanation: Power supply missing

Response: Follow the instructions for the items listed in the FRU List.

Problem determination: No additional problem determination.

Failing Item:

- PWRSPPLY
 - TWRCARD
-

11008457

Explanation: A power supply is missing or incompatible.

Response: Follow the instructions for the items listed in the FRU List.

Problem determination: No additional problem determination.

Failing Item:

- PWRSPPLY
-

11008458

Explanation: A power supply is missing or incompatible.

Response: Follow the instructions for the items listed in the FRU List.

Problem determination: No additional problem determination.

Failing Item:

- PWRSPPLY
-

11008460

Explanation: All PWR nodes guarded

Response: No action required. This reference code is logged for information only.

Problem determination: No additional problem determination.

11008480

Explanation: The DIMM or DIMM controller ID data is missing or corrupt.

Response: No action required. This reference code is logged for information only.

Problem determination: No additional problem determination.

Failing Item:

- FSPSP04
-

110084A1

Explanation: Invalid power distribution backplane VPD

110084A2 • 11008704

Response: Follow the instructions for the items listed in the FRU List.

Problem determination: No additional problem determination.

Failing Item:

- VPDPART

110084A2

Explanation: Power distribution backplane mismatch

Response: Follow the instructions for the items listed in the FRU List.

Problem determination: No additional problem determination.

Failing Item:

- VPDPART
- TWRCARD

110084A3

Explanation: Invalid service processor card VPD

Response: Follow the instructions for the items listed in the FRU List.

Problem determination: No additional problem determination.

Failing Item:

- VPDPART
- TWRCARD

110084A4

Explanation: Service processor card mismatch.

Response: Follow the instructions for the items listed in the FRU List.

Problem determination: No additional problem determination.

Failing Item:

- VPDPART
- TWRCARD

110084B0

Explanation: An error occurred during drawer recovery.

Response: Follow the instructions for the items listed in the FRU List.

Problem determination: No additional problem determination.

11008700

Explanation: An error on the path validation occurred.

Response: Follow the instructions for the items listed in the FRU list.

Problem determination: No additional problem determination.

Failing Item:

- PWR2402

11008701

Explanation: An error on the path validation occurred.

Response: Follow the instructions for the items listed in the FRU list.

Problem determination: No additional problem determination.

Failing Item:

- PWR2402

11008702

Explanation: An error on the path validation occurred.

Response: Follow the instructions for the items listed in the FRU list.

Problem determination: No additional problem determination.

Failing Item:

- PWR2402

11008703

Explanation: An error on the path validation occurred.

Response: Follow the instructions for the items listed in the FRU list.

Problem determination: No additional problem determination.

Failing Item:

- PWR2402

11008704

Explanation: A pin state mis-match, normal presence detected.

Response: Follow the instructions for the items listed in the FRU list.

Problem determination: No additional problem determination.

Failing Item:

- PWR2402

11008710**Explanation:** DCA 1 UART communication fault**Response:** Follow the instructions for the items listed in the FRU list.**Problem determination:** No additional problem determination.

11008711**Explanation:** DCA 2 UART communication fault**Response:** Follow the instructions for the items listed in the FRU list.**Problem determination:** No additional problem determination.

11008712**Explanation:** DCA 3 UART communication fault**Response:** Follow the instructions for the items listed in the FRU list.**Problem determination:** No additional problem determination.

11008713**Explanation:** DCA 4 UART communication fault**Response:** Follow the instructions for the items listed in the FRU list.**Problem determination:** No additional problem determination.

11008714**Explanation:** DCA 5 UART communication fault**Response:** Follow the instructions for the items listed in the FRU list.**Problem determination:** No additional problem determination.

11008715**Explanation:** DCA 6 UART communication fault**Response:** Follow the instructions for the items listed in the FRU list.**Problem determination:** No additional problem determination.

11008716**Explanation:** DCA 7 UART communication fault**Response:** Follow the instructions for the items listed in the FRU list.**Problem determination:** No additional problem determination.

11008717**Explanation:** DCA 8 UART communication fault**Response:** Follow the instructions for the items listed in the FRU list.**Problem determination:** No additional problem determination.

11008718**Explanation:** DCA 10 UART communication fault**Response:** Follow the instructions for the items listed in the FRU list.**Problem determination:** No additional problem determination.

1100871A**Explanation:** DCA 11 UART communication fault**Response:** Follow the instructions for the items listed in the FRU list.**Problem determination:** No additional problem determination.

1100871B**Explanation:** DCA 12 UART communication fault**Response:** Follow the instructions for the items listed in the FRU list.**Problem determination:** No additional problem determination.

1100871C**Explanation:** DCA 13 UART communication fault**Response:** Follow the instructions for the items listed in the FRU list.**Problem determination:** No additional problem determination.

1100871D**Explanation:** DCA 14 UART communication fault**Response:** Follow the instructions for the items listed in the FRU list.**Problem determination:** No additional problem determination.

1100871E

Explanation: DCA 15 UART communication fault

Response: Follow the instructions for the items listed in the FRU list.

Problem determination: No additional problem determination.

1100871F

Explanation: DCA 16 UART communication fault

Response: Follow the instructions for the items listed in the FRU list.

Problem determination: No additional problem determination.

11008800

Explanation: A UPIC cable to the system control drawer connection card is missing.

Response: Follow the instructions for the items listed in the FRU List.

Problem determination: No additional problem determination.

Failing Item:

- CBLALL

11008801

Explanation: A UPIC cable to the system control drawer connection card is missing.

Response: Follow the instructions for the items listed in the FRU List.

Problem determination: No additional problem determination.

Failing Item:

- CBLALL

11008802

Explanation: A UPIC cable to the system control drawer connection card is missing.

Response: Follow the instructions for the items listed in the FRU List.

Problem determination: No additional problem determination.

Failing Item:

- CBLALL

11008803

Explanation: A UPIC cable to the system control drawer connection card is missing.

Response: Follow the instructions for the items listed in the FRU List.

Problem determination: No additional problem determination.

Failing Item:

- CBLALL

1100A000

Explanation: A def file read failure occurred.

Response: Follow the instructions for the items listed in the FRU List.

Problem determination: No additional problem determination.

Failing Item:

- FSPSP04

1100B000

Explanation: Enable mismatch on the power supply.

Response: Follow the instructions for the items listed in the FRU List.

Problem determination: No additional problem determination.

Failing Item:

- FSPSP04

1100B001

Explanation: Enable mismatch on the power supply.

Response: Follow the instructions for the items listed in the FRU List.

Problem determination: No additional problem determination.

Failing Item:

- FSPSP04

1100B002

Explanation: Enable mismatch on the power supply.

Response: Follow the instructions for the items listed in the FRU List.

Problem determination: No additional problem determination.

Failing Item:

- FSPSP04

1100B003

Explanation: Enable mismatch on the power supply.

Response: Follow the instructions for the items listed in the FRU List.

Problem determination: No additional problem determination.

Failing Item:

- FSPSP04
-

1100B004

Explanation: Enable mismatch on the power supply.

Response: Follow the instructions for the items listed in the FRU List.

Problem determination: No additional problem determination.

Failing Item:

- FSPSP04
-

1100B005

Explanation: Enable mismatch on the power supply.

Response: Follow the instructions for the items listed in the FRU List.

Problem determination: No additional problem determination.

Failing Item:

- FSPSP04
-

1100B006

Explanation: Enable mismatch on the power supply.

Response: Follow the instructions for the items listed in the FRU List.

Problem determination: No additional problem determination.

Failing Item:

- FSPSP04
-

1100B007

Explanation: Enable mismatch on the power supply.

Response: Follow the instructions for the items listed in the FRU List.

Problem determination: No additional problem determination.

Failing Item:

- FSPSP04
-

1100B008

Explanation: Enable mismatch on the power supply.

Response: Follow the instructions for the items listed in the FRU List.

Problem determination: No additional problem determination.

Failing Item:

- FSPSP04
-

1100B009

Explanation: Enable mismatch on the power supply.

Response: Follow the instructions for the items listed in the FRU List.

Problem determination: No additional problem determination.

Failing Item:

- FSPSP04
-

1100B00A

Explanation: Enable mismatch on the power supply.

Response: Follow the instructions for the items listed in the FRU List.

Problem determination: No additional problem determination.

Failing Item:

- FSPSP04
-

1100B00B

Explanation: Enable mismatch on the power supply.

Response: Follow the instructions for the items listed in the FRU List.

Problem determination: No additional problem determination.

Failing Item:

- FSPSP04
-

1100B00C

Explanation: Enable mismatch on the power supply.

Response: Follow the instructions for the items listed in the FRU List.

Problem determination: No additional problem determination.

Failing Item:

- FSPSP04
-

1100B00D

Explanation: Enable mismatch on the power supply.

Response: Follow the instructions for the items listed in the FRU List.

Problem determination: No additional problem determination.

Failing Item:

- FSPSP04

1100B00E

Explanation: Enable mismatch on the power supply.

Response: Follow the instructions for the items listed in the FRU List.

Problem determination: No additional problem determination.

Failing Item:

- FSPSP04

1100B00F

Explanation: Enable mismatch on the power supply.

Response: Follow the instructions for the items listed in the FRU List.

Problem determination: No additional problem determination.

Failing Item:

- FSPSP04

1100B080

Explanation: Enable mismatch on the power supply.

Response: Follow the instructions for the items listed in the FRU List.

Problem determination: No additional problem determination.

1100B081

Explanation: Enable mismatch on the power supply.

Response: Follow the instructions for the items listed in the FRU List.

Problem determination: No additional problem determination.

1100B082

Explanation: Enable mismatch on the power supply.

Response: Follow the instructions for the items listed in the FRU List.

Problem determination: No additional problem determination.

1100B084

Explanation: Enable mismatch on the power supply.

Response: Follow the instructions for the items listed in the FRU List.

Problem determination: No additional problem determination.

1100B085

Explanation: Enable mismatch on the power supply.

Response: Follow the instructions for the items listed in the FRU List.

Problem determination: No additional problem determination.

1100B086

Explanation: Enable mismatch on the power supply.

Response: Follow the instructions for the items listed in the FRU List.

Problem determination: No additional problem determination.

1100B087

Explanation: Enable mismatch on the power supply.

Response: Follow the instructions for the items listed in the FRU List.

Problem determination: No additional problem determination.

1100B088

Explanation: Enable mismatch on the power supply.

Response: Follow the instructions for the items listed in the FRU List.

Problem determination: No additional problem determination.

1100B089

Explanation: Enable mismatch on the power supply.

Response: Follow the instructions for the items listed in the FRU List.

Problem determination: No additional problem determination.

1100B08A

Explanation: Enable mismatch on the power supply.

Response: Follow the instructions for the items listed in the FRU List.

Problem determination: No additional problem determination.

1100B08B

Explanation: Enable mismatch on the power supply.

Response: Follow the instructions for the items listed in the FRU List.

Problem determination: No additional problem determination.

1100B08C

Explanation: Enable mismatch on the power supply.

Response: Follow the instructions for the items listed in the FRU List.

Problem determination: No additional problem determination.

1100B08D

Explanation: Enable mismatch on the power supply.

Response: Follow the instructions for the items listed in the FRU List.

Problem determination: No additional problem determination.

1100B08E

Explanation: Enable mismatch on the power supply.

Response: Follow the instructions for the items listed in the FRU List.

Problem determination: No additional problem determination.

1100B08F

Explanation: Enable mismatch on the power supply.

Response: Follow the instructions for the items listed in the FRU List.

Problem determination: No additional problem determination.

1100B0FF

Explanation: Enable mismatch on the power supply.

Response: Follow the instructions for the items listed in the FRU List.

Problem determination: No additional problem determination.

Failing Item:

- FSPSP04
-

1100B100

Explanation: Enable mismatch on voltage regulator module (VRM).

Response: Follow the instructions for the items listed in the FRU List.

Problem determination: No additional problem determination.

Failing Item:

- FSPSP04
-

1100B101

Explanation: Enable mismatch on voltage regulator module (VRM).

Response: Follow the instructions for the items listed in the FRU List.

Problem determination: No additional problem determination.

Failing Item:

- FSPSP04
-

1100B102

Explanation: Enable mismatch on voltage regulator module (VRM).

Response: Follow the instructions for the items listed in the FRU List.

Problem determination: No additional problem determination.

Failing Item:

- FSPSP04
-

1100B103

Explanation: Enable mismatch on voltage regulator module (VRM).

Response: Follow the instructions for the items listed in the FRU List.

Problem determination: No additional problem determination.

Failing Item:

- FSPSP04
-

1100B104

Explanation: Enable mismatch on voltage regulator module (VRM).

Response: Follow the instructions for the items listed in the FRU List.

Problem determination: No additional problem determination.

Failing Item:

- FSPSP04
-

1100B105

Explanation: Enable mismatch on voltage regulator module (VRM).

Response: Follow the instructions for the items listed in the FRU List.

Problem determination: No additional problem determination.

Failing Item:

- FSPSP04
-

1100B106

Explanation: Enable mismatch on voltage regulator module (VRM).

Response: Follow the instructions for the items listed in the FRU List.

Problem determination: No additional problem determination.

Failing Item:

- FSPSP04
-

1100B107

Explanation: Enable mismatch on voltage regulator module (VRM).

Response: Follow the instructions for the items listed in the FRU List.

Problem determination: No additional problem determination.

Failing Item:

- FSPSP04
-

1100B108

Explanation: Enable mismatch on voltage regulator module (VRM).

Response: Follow the instructions for the items listed in the FRU List.

Problem determination: No additional problem determination.

Failing Item:

- FSPSP04
-

1100B109

Explanation: Enable mismatch on voltage regulator module (VRM).

Response: Follow the instructions for the items listed in the FRU List.

Problem determination: No additional problem determination.

Failing Item:

- FSPSP04
-

1100B10A

Explanation: Enable mismatch on voltage regulator module (VRM).

Response: Follow the instructions for the items listed in the FRU List.

Problem determination: No additional problem determination.

Failing Item:

- FSPSP04
-

1100B10B

Explanation: Enable mismatch on voltage regulator module (VRM).

Response: Follow the instructions for the items listed in the FRU List.

Problem determination: No additional problem determination.

Failing Item:

- FSPSP04
-

1100B10C

Explanation: Enable mismatch on voltage regulator module (VRM).

Response: Follow the instructions for the items listed in the FRU List.

Problem determination: No additional problem determination.

Failing Item:

- FSPSP04
-

1100B10D

Explanation: Enable mismatch on voltage regulator module (VRM).

Response: Follow the instructions for the items listed in the FRU List.

Problem determination: No additional problem determination.

Failing Item:

- FSPSP04

1100B10E

Explanation: Enable mismatch on voltage regulator module (VRM).

Response: Follow the instructions for the items listed in the FRU List.

Problem determination: No additional problem determination.

Failing Item:

- FSPSP04

1100B10F

Explanation: Enable mismatch on voltage regulator module (VRM).

Response: Follow the instructions for the items listed in the FRU List.

Problem determination: No additional problem determination.

Failing Item:

- FSPSP04

1100B110

Explanation: Enable mismatch on voltage regulator module (VRM).

Response: Follow the instructions for the items listed in the FRU List.

Problem determination: No additional problem determination.

Failing Item:

- FSPSP04

1100B111

Explanation: Enable mismatch on voltage regulator module (VRM).

Response: Follow the instructions for the items listed in the FRU List.

Problem determination: No additional problem determination.

Failing Item:

- FSPSP04

1100B112

Explanation: Enable mismatch on voltage regulator module (VRM).

Response: Follow the instructions for the items listed in the FRU List.

Problem determination: No additional problem determination.

Failing Item:

- FSPSP04

1100B113

Explanation: Enable mismatch on voltage regulator module (VRM).

Response: Follow the instructions for the items listed in the FRU List.

Problem determination: No additional problem determination.

Failing Item:

- FSPSP04

1100B114

Explanation: Enable mismatch on voltage regulator module (VRM).

Response: Follow the instructions for the items listed in the FRU List.

Problem determination: No additional problem determination.

Failing Item:

- FSPSP04

1100B115

Explanation: Enable mismatch on voltage regulator module (VRM).

Response: Follow the instructions for the items listed in the FRU List.

Problem determination: No additional problem determination.

Failing Item:

- FSPSP04

1100B116

Explanation: Enable mismatch on voltage regulator module (VRM).

Response: Follow the instructions for the items listed in the FRU List.

Problem determination: No additional problem determination.

1100B117 • 1100B125

Failing Item:

- FSPSP04
-

1100B117

Explanation: Enable mismatch on voltage regulator module (VRM).

Response: Follow the instructions for the items listed in the FRU List.

Problem determination: No additional problem determination.

Failing Item:

- FSPSP04
-

1100B118

Explanation: Enable mismatch on voltage regulator module (VRM).

Response: Follow the instructions for the items listed in the FRU List.

Problem determination: No additional problem determination.

Failing Item:

- FSPSP04
-

1100B119

Explanation: Enable mismatch on voltage regulator module (VRM).

Response: Follow the instructions for the items listed in the FRU List.

Problem determination: No additional problem determination.

Failing Item:

- FSPSP04
-

1100B120

Explanation: Enable mismatch on voltage regulator module (VRM).

Response: Follow the instructions for the items listed in the FRU List.

Problem determination: No additional problem determination.

Failing Item:

- FSPSP04
-

1100B121

Explanation: Enable mismatch on voltage regulator module (VRM).

Response: Follow the instructions for the items listed in the FRU List.

Problem determination: No additional problem determination.

Failing Item:

- FSPSP04
-

1100B122

Explanation: Enable mismatch on voltage regulator module (VRM).

Response: Follow the instructions for the items listed in the FRU List.

Problem determination: No additional problem determination.

Failing Item:

- FSPSP04
-

1100B123

Explanation: Enable mismatch on voltage regulator module (VRM).

Response: Follow the instructions for the items listed in the FRU List.

Problem determination: No additional problem determination.

Failing Item:

- FSPSP04
-

1100B124

Explanation: Enable mismatch on voltage regulator module (VRM).

Response: Follow the instructions for the items listed in the FRU List.

Problem determination: No additional problem determination.

Failing Item:

- FSPSP04
-

1100B125

Explanation: Enable mismatch on voltage regulator module (VRM).

Response: Follow the instructions for the items listed in the FRU List.

Problem determination: No additional problem determination.

Failing Item:

- FSPSP04
-

1100B126

Explanation: Enable mismatch on voltage regulator module (VRM).

Response: Follow the instructions for the items listed in the FRU List.

Problem determination: No additional problem determination.

Failing Item:

- FSPSP04
-

1100B127

Explanation: Enable mismatch on voltage regulator module (VRM).

Response: Follow the instructions for the items listed in the FRU List.

Problem determination: No additional problem determination.

Failing Item:

- FSPSP04
-

1100B128

Explanation: Enable mismatch on voltage regulator module (VRM).

Response: Follow the instructions for the items listed in the FRU List.

Problem determination: No additional problem determination.

Failing Item:

- FSPSP04
-

1100B129

Explanation: Enable mismatch on voltage regulator module (VRM).

Response: Follow the instructions for the items listed in the FRU List.

Problem determination: No additional problem determination.

Failing Item:

- FSPSP04
-

1100B12A

Explanation: Enable mismatch on voltage regulator module (VRM).

Response: Follow the instructions for the items listed in the FRU List.

Problem determination: No additional problem determination.

Failing Item:

- FSPSP04
-

1100B12B

Explanation: Enable mismatch on voltage regulator module (VRM).

Response: Follow the instructions for the items listed in the FRU List.

Problem determination: No additional problem determination.

Failing Item:

- FSPSP04
-

1100B12C

Explanation: Enable mismatch on voltage regulator module (VRM).

Response: Follow the instructions for the items listed in the FRU List.

Problem determination: No additional problem determination.

Failing Item:

- FSPSP04
-

1100B12D

Explanation: Enable mismatch on voltage regulator module (VRM).

Response: Follow the instructions for the items listed in the FRU List.

Problem determination: No additional problem determination.

Failing Item:

- FSPSP04
-

1100B12E

Explanation: Enable mismatch on voltage regulator module (VRM).

Response: Follow the instructions for the items listed in the FRU List.

Problem determination: No additional problem determination.

Failing Item:

- FSPSP04
-

1100B12F

Explanation: Enable mismatch on voltage regulator module (VRM).

1100B130 • 1100B180

Response: Follow the instructions for the items listed in the FRU List.

Problem determination: No additional problem determination.

Failing Item:

- FSPSP04
-

1100B130

Explanation: Enable mismatch on voltage regulator module (VRM).

Response: Follow the instructions for the items listed in the FRU List.

Problem determination: No additional problem determination.

Failing Item:

- FSPSP04
-

1100B131

Explanation: Enable mismatch on voltage regulator module (VRM).

Response: Follow the instructions for the items listed in the FRU List.

Problem determination: No additional problem determination.

Failing Item:

- FSPSP04
-

1100B132

Explanation: Enable mismatch on voltage regulator module (VRM).

Response: Follow the instructions for the items listed in the FRU List.

Problem determination: No additional problem determination.

Failing Item:

- FSPSP04
-

1100B133

Explanation: Enable mismatch on voltage regulator module (VRM).

Response: Follow the instructions for the items listed in the FRU List.

Problem determination: No additional problem determination.

Failing Item:

- FSPSP04
-

1100B134

Explanation: Enable mismatch on voltage regulator module (VRM).

Response: Follow the instructions for the items listed in the FRU List.

Problem determination: No additional problem determination.

Failing Item:

- FSPSP04
-

1100B135

Explanation: Enable mismatch on voltage regulator module (VRM).

Response: Follow the instructions for the items listed in the FRU List.

Problem determination: No additional problem determination.

Failing Item:

- FSPSP04
-

1100B136

Explanation: Enable mismatch on voltage regulator module (VRM).

Response: Follow the instructions for the items listed in the FRU List.

Problem determination: No additional problem determination.

Failing Item:

- FSPSP04
-

1100B137

Explanation: Enable mismatch on voltage regulator module (VRM).

Response: Follow the instructions for the items listed in the FRU List.

Problem determination: No additional problem determination.

Failing Item:

- FSPSP04
-

1100B180

Explanation: Enable mismatch on voltage regulator module (VRM).

Response: Follow the instructions for the items listed in the FRU List.

Problem determination: No additional problem determination.

Failing Item:

- FSPSP04

1100B181

Explanation: Enable mismatch on voltage regulator module (VRM).

Response: Follow the instructions for the items listed in the FRU List.

Problem determination: No additional problem determination.

Failing Item:

- FSPSP04

1100B182

Explanation: Enable mismatch on voltage regulator module (VRM).

Response: Follow the instructions for the items listed in the FRU List.

Problem determination: No additional problem determination.

Failing Item:

- FSPSP04

1100B183

Explanation: Enable mismatch on voltage regulator module (VRM).

Response: Follow the instructions for the items listed in the FRU List.

Problem determination: No additional problem determination.

Failing Item:

- FSPSP04

1100B184

Explanation: Enable mismatch on voltage regulator module (VRM).

Response: Follow the instructions for the items listed in the FRU List.

Problem determination: No additional problem determination.

Failing Item:

- FSPSP04

1100B185

Explanation: Enable mismatch on voltage regulator module (VRM).

Response: Follow the instructions for the items listed in the FRU List.

Problem determination: No additional problem determination.

Failing Item:

- FSPSP04

1100B186

Explanation: Enable mismatch on voltage regulator module (VRM).

Response: Follow the instructions for the items listed in the FRU List.

Problem determination: No additional problem determination.

Failing Item:

- FSPSP04

1100B187

Explanation: Enable mismatch on voltage regulator module (VRM).

Response: Follow the instructions for the items listed in the FRU List.

Problem determination: No additional problem determination.

Failing Item:

- FSPSP04

1100B188

Explanation: Enable mismatch on voltage regulator module (VRM).

Response: Follow the instructions for the items listed in the FRU List.

Problem determination: No additional problem determination.

Failing Item:

- FSPSP04

1100B189

Explanation: Enable mismatch on voltage regulator module (VRM).

Response: Follow the instructions for the items listed in the FRU List.

Problem determination: No additional problem determination.

Failing Item:

- FSPSP04

1100B18A

Explanation: Enable mismatch on voltage regulator module (VRM).

Response: Follow the instructions for the items listed in the FRU List.

Problem determination: No additional problem determination.

Failing Item:

- FSPSP04
-

1100B18B

Explanation: Enable mismatch on voltage regulator module (VRM).

Response: Follow the instructions for the items listed in the FRU List.

Problem determination: No additional problem determination.

Failing Item:

- FSPSP04
-

1100B18C

Explanation: Enable mismatch on voltage regulator module (VRM).

Response: Follow the instructions for the items listed in the FRU List.

Problem determination: No additional problem determination.

Failing Item:

- FSPSP04
-

1100B18D

Explanation: Enable mismatch on voltage regulator module (VRM).

Response: Follow the instructions for the items listed in the FRU List.

Problem determination: No additional problem determination.

Failing Item:

- FSPSP04
-

1100B18E

Explanation: Enable mismatch on voltage regulator module (VRM).

Response: Follow the instructions for the items listed in the FRU List.

Problem determination: No additional problem determination.

Failing Item:

- FSPSP04
-

1100B18F

Explanation: Enable mismatch on voltage regulator module (VRM).

Response: Follow the instructions for the items listed in the FRU List.

Problem determination: No additional problem determination.

Failing Item:

- FSPSP04
-

1100B190

Explanation: Enable mismatch on voltage regulator module (VRM).

Response: Follow the instructions for the items listed in the FRU List.

Problem determination: No additional problem determination.

Failing Item:

- FSPSP04
-

1100B191

Explanation: Enable mismatch on voltage regulator module (VRM).

Response: Follow the instructions for the items listed in the FRU List.

Problem determination: No additional problem determination.

Failing Item:

- FSPSP04
-

1100B192

Explanation: Enable mismatch on voltage regulator module (VRM).

Response: Follow the instructions for the items listed in the FRU List.

Problem determination: No additional problem determination.

Failing Item:

- FSPSP04
-

1100B193

Explanation: Enable mismatch on voltage regulator module (VRM).

Response: Follow the instructions for the items listed in the FRU List.

Problem determination: No additional problem determination.

Failing Item:

- FSPSP04

1100B194

Explanation: Enable mismatch on voltage regulator module (VRM).

Response: Follow the instructions for the items listed in the FRU List.

Problem determination: No additional problem determination.

Failing Item:

- FSPSP04

1100B195

Explanation: Enable mismatch on voltage regulator module (VRM).

Response: Follow the instructions for the items listed in the FRU List.

Problem determination: No additional problem determination.

Failing Item:

- FSPSP04

1100B196

Explanation: Enable mismatch on voltage regulator module (VRM).

Response: Follow the instructions for the items listed in the FRU List.

Problem determination: No additional problem determination.

Failing Item:

- FSPSP04

1100B197

Explanation: Enable mismatch on voltage regulator module (VRM).

Response: Follow the instructions for the items listed in the FRU List.

Problem determination: No additional problem determination.

Failing Item:

- FSPSP04

1100B198

Explanation: Enable mismatch on voltage regulator module (VRM).

Response: Follow the instructions for the items listed in the FRU List.

Problem determination: No additional problem determination.

Failing Item:

- FSPSP04

1100B199

Explanation: Enable mismatch on voltage regulator module (VRM).

Response: Follow the instructions for the items listed in the FRU List.

Problem determination: No additional problem determination.

Failing Item:

- FSPSP04

1100B19A

Explanation: Enable mismatch on voltage regulator module (VRM).

Response: Follow the instructions for the items listed in the FRU List.

Problem determination: No additional problem determination.

Failing Item:

- FSPSP04

1100B19B

Explanation: Enable mismatch on voltage regulator module (VRM).

Response: Follow the instructions for the items listed in the FRU List.

Problem determination: No additional problem determination.

Failing Item:

- FSPSP04

1100B19C

Explanation: Enable mismatch on voltage regulator module (VRM).

Response: Follow the instructions for the items listed in the FRU List.

Problem determination: No additional problem determination.

1100B19D • 1100B1A5

Failing Item:

- FSPSP04
-

1100B19D

Explanation: Enable mismatch on voltage regulator module (VRM).

Response: Follow the instructions for the items listed in the FRU List.

Problem determination: No additional problem determination.

Failing Item:

- FSPSP04
-

1100B19E

Explanation: Enable mismatch on voltage regulator module (VRM).

Response: Follow the instructions for the items listed in the FRU List.

Problem determination: No additional problem determination.

Failing Item:

- FSPSP04
-

1100B19F

Explanation: Enable mismatch on voltage regulator module (VRM).

Response: Follow the instructions for the items listed in the FRU List.

Problem determination: No additional problem determination.

Failing Item:

- FSPSP04
-

1100B1A0

Explanation: Enable mismatch on voltage regulator module (VRM).

Response: Follow the instructions for the items listed in the FRU List.

Problem determination: No additional problem determination.

Failing Item:

- FSPSP04
-

1100B1A1

Explanation: Enable mismatch on voltage regulator module (VRM).

Response: Follow the instructions for the items listed in the FRU List.

Problem determination: No additional problem determination.

Failing Item:

- FSPSP04
-

1100B1A2

Explanation: Enable mismatch on voltage regulator module (VRM).

Response: Follow the instructions for the items listed in the FRU List.

Problem determination: No additional problem determination.

Failing Item:

- FSPSP04
-

1100B1A3

Explanation: Enable mismatch on voltage regulator module (VRM).

Response: Follow the instructions for the items listed in the FRU List.

Problem determination: No additional problem determination.

Failing Item:

- FSPSP04
-

1100B1A4

Explanation: Enable mismatch on voltage regulator module (VRM).

Response: Follow the instructions for the items listed in the FRU List.

Problem determination: No additional problem determination.

Failing Item:

- FSPSP04
-

1100B1A5

Explanation: Enable mismatch on voltage regulator module (VRM).

Response: Follow the instructions for the items listed in the FRU List.

Problem determination: No additional problem determination.

Failing Item:

- FSPSP04
-

1100B1A6

Explanation: Enable mismatch on voltage regulator module (VRM).

Response: Follow the instructions for the items listed in the FRU List.

Problem determination: No additional problem determination.

Failing Item:

- FSPSP04
-

1100B1A7

Explanation: Enable mismatch on voltage regulator module (VRM).

Response: Follow the instructions for the items listed in the FRU List.

Problem determination: No additional problem determination.

Failing Item:

- FSPSP04
-

1100B1A8

Explanation: Enable mismatch on voltage regulator module (VRM).

Response: Follow the instructions for the items listed in the FRU List.

Problem determination: No additional problem determination.

Failing Item:

- FSPSP04
-

1100B1A9

Explanation: Enable mismatch on voltage regulator module (VRM).

Response: Follow the instructions for the items listed in the FRU List.

Problem determination: No additional problem determination.

Failing Item:

- FSPSP04
-

1100B1AA

Explanation: Enable mismatch on voltage regulator module (VRM).

Response: Follow the instructions for the items listed in the FRU List.

Problem determination: No additional problem determination.

Failing Item:

- FSPSP04
-

1100B1AB

Explanation: Enable mismatch on voltage regulator module (VRM).

Response: Follow the instructions for the items listed in the FRU List.

Problem determination: No additional problem determination.

Failing Item:

- FSPSP04
-

1100B1AC

Explanation: Enable mismatch on voltage regulator module (VRM).

Response: Follow the instructions for the items listed in the FRU List.

Problem determination: No additional problem determination.

Failing Item:

- FSPSP04
-

1100B1AD

Explanation: Enable mismatch on voltage regulator module (VRM).

Response: Follow the instructions for the items listed in the FRU List.

Problem determination: No additional problem determination.

Failing Item:

- FSPSP04
-

1100B1AE

Explanation: Enable mismatch on voltage regulator module (VRM).

Response: Follow the instructions for the items listed in the FRU List.

Problem determination: No additional problem determination.

Failing Item:

- FSPSP04
-

1100B1AF

Explanation: Enable mismatch on voltage regulator module (VRM).

1100B1B0 • 1100B1FF

Response: Follow the instructions for the items listed in the FRU List.

Problem determination: No additional problem determination.

Failing Item:

- FSPSP04
-

1100B1B0

Explanation: Enable mismatch on voltage regulator module (VRM).

Response: Follow the instructions for the items listed in the FRU List.

Problem determination: No additional problem determination.

Failing Item:

- FSPSP04
-

1100B1B1

Explanation: Enable mismatch on voltage regulator module (VRM).

Response: Follow the instructions for the items listed in the FRU List.

Problem determination: No additional problem determination.

Failing Item:

- FSPSP04
-

1100B1B2

Explanation: Enable mismatch on voltage regulator module (VRM).

Response: Follow the instructions for the items listed in the FRU List.

Problem determination: No additional problem determination.

Failing Item:

- FSPSP04
-

1100B1B3

Explanation: Enable mismatch on voltage regulator module (VRM).

Response: Follow the instructions for the items listed in the FRU List.

Problem determination: No additional problem determination.

Failing Item:

- FSPSP04
-

1100B1B4

Explanation: Enable mismatch on voltage regulator module (VRM).

Response: Follow the instructions for the items listed in the FRU List.

Problem determination: No additional problem determination.

Failing Item:

- FSPSP04
-

1100B1B5

Explanation: Enable mismatch on voltage regulator module (VRM).

Response: Follow the instructions for the items listed in the FRU List.

Problem determination: No additional problem determination.

Failing Item:

- FSPSP04
-

1100B1B6

Explanation: Enable mismatch on voltage regulator module (VRM).

Response: Follow the instructions for the items listed in the FRU List.

Problem determination: No additional problem determination.

Failing Item:

- FSPSP04
-

1100B1B7

Explanation: Enable mismatch on voltage regulator module (VRM).

Response: Follow the instructions for the items listed in the FRU List.

Problem determination: No additional problem determination.

Failing Item:

- FSPSP04
-

1100B1FF

Explanation: Enable mismatch on voltage regulator module (VRM).

Response: Follow the instructions for the items listed in the FRU List.

Problem determination: No additional problem determination.

Failing Item:

- FSPSP04

1100C000

Explanation: A thermal object creation failure occurred.

Response: Follow the instructions for the items listed in the FRU List.

Problem determination: No additional problem determination.

Failing Item:

- FSPSP04

1100C001

Explanation: A fan creation failure occurred.

Response: Follow the instructions for the items listed in the FRU List.

Problem determination: No additional problem determination.

Failing Item:

- FSPSP04

1100C002

Explanation: A cooling zone creation failed.

Response: Follow the instructions for the items listed in the FRU List.

Problem determination: No additional problem determination.

Failing Item:

- FSPSP04

1100D000

Explanation: A digital power system sweep (DPSS) power sequencing logic failure occurred.

Response: Follow the instructions for the items listed in the FRU List.

Problem determination: No additional problem determination.

1100D001

Explanation: A digital power system sweep (DPSS) primary power on sequence failure occurred.

Response: Follow the instructions for the items listed in the FRU List.

Problem determination: No additional problem determination.

1100D002

Explanation: A digital power system sweep (DPSS) primary power on sequence timeout occurred.

Response: Follow the instructions for the items listed in the FRU List.

Problem determination: No additional problem determination.

1100D003

Explanation: A digital power system sweep (DPSS) secondary power on sequence failure occurred.

Response: Follow the instructions for the items listed in the FRU List.

Problem determination: No additional problem determination.

1100D004

Explanation: A digital power system sweep (DPSS) secondary power on sequence timeout occurred.

Response: Follow the instructions for the items listed in the FRU List.

Problem determination: No additional problem determination.

1100D005

Explanation: A digital power system sweep (DPSS) secondary power off sequence failure occurred.

Response: Follow the instructions for the items listed in the FRU List.

Problem determination: No additional problem determination.

1100D006

Explanation: A digital power system sweep (DPSS) secondary power off sequence timeout occurred.

Response: Follow the instructions for the items listed in the FRU List.

Problem determination: No additional problem determination.

1100D007

Explanation: A digital power system sweep (DPSS) power off sequence failure occurred.

Response: Follow the instructions for the items listed in the FRU List.

Problem determination: No additional problem determination.

1100D008

Explanation: A digital power system sweep (DPSS) power off sequence timeout occurred.

Response: Follow the instructions for the items listed in the FRU List.

Problem determination: No additional problem determination.

1100D009

Explanation: A digital power system sweep (DPSS) access failure occurred.

Response: Follow the instructions for the items listed in the FRU List.

Problem determination: No additional problem determination.

1100D00A

Explanation: A digital power system sweep (DPSS) read failure occurred.

Response: Follow the instructions for the items listed in the FRU List.

Problem determination: No additional problem determination.

1100D00B

Explanation: A digital power system sweep (DPSS) write failure occurred.

Response: Follow the instructions for the items listed in the FRU List.

(169C) Reference codes

169C102E

Explanation: Out of alternate sectors for disk storage.

Failing Item:

- DISKDRV
-

169C3002

Explanation: Addressed device failed to respond to selection.

Failing Item:

- DISKDRV
 - STORIOA
 - DEVBPLN
 - SASCABL
 - SASEXP
-

169C3010

Problem determination: No additional problem determination.

1100D00C

Explanation: A digital power system sweep (DPSS) code corruption was detected.

Response: No action required. This reference code is logged for information only.

Problem determination: No additional problem determination.

1100D00D

Explanation: A digital power system sweep (DPSS) PGOOD fault agreement failure occurred.

Response: No action required. This reference code is logged for information only.

Problem determination: No additional problem determination.

1100D00E

Explanation: A digital power system sweep (DPSS) is missing.

Response: No action required. This reference code is logged for information only.

Problem determination: No additional problem determination.

Explanation: Disk device returned wrong response to IOA.

Failing Item:

- DISKDRV
 - STORIOA
 - SASCABL
 - SASEXP
-

169C3020

Explanation: Replacement device is not supported.

Failing Item:

- DISKDRV
 - STORIOA
 - SASCABL
-

169C3029

Explanation: A device replacement has occurred.

Response: No action required. This reference code is logged for information only.

169C3100

Explanation: Device bus interface error occurred.

Failing Item:

- DISKDRV
- STORIOA
- SASCABL
- SASEXP

169C3109

Explanation: IOA timed out a disk command.

Failing Item:

- DISKDRV
- STORIOA
- SASCABL
- SASEXP

169C310C

Explanation: Device bus error.

Failing Item:

- SIP3250
- DISKDRV
- STORIOA

169C310D

Explanation: Device bus error.

Failing Item:

- SIP3250
- DISKDRV
- STORIOA

169C3110

Explanation: Device bus interface error occurred.

Failing Item:

- DISKDRV
- STORIOA
- SASCABL
- SASEXP

169C3130

Explanation: Device Licensed Internal Code.

Response: The device is not supported with the level of code currently on the system. Contact your next level of support.

Failing Item:

- SVCDOCS

169C34FF

Explanation: Format in progress.

Response: No action required. This reference code is logged for information only.

169C4041

Explanation: Incomplete multipath connection.

Response: Incomplete multipath connection between device backplane and device.

Failing Item:

- SIP3146

169C4060

Explanation: Multipath redundancy level reduced.

Response: A redundant disk unit connection has failed.

Failing Item:

- SIP3153
- SASCABL
- SASEXP

169C4061

Explanation: Multipath redundancy level increased.

Response: A redundant disk unit connection has been restored. No service action is required.

169C4100

Explanation: Device bus fabric error.

Failing Item:

- SIP3152
- SASCABL
- SASEXP
- DEVBPLN
- STORIOA
- DISKDRV

169C7000

Explanation: Disk sector read error.

Response: No action required. This reference code is logged for information only.

169C7001

Explanation: Temporary disk data error.

Response: If this event appears in a serviceable event view, work with the failing item list found there. If this event does not appear in a serviceable event view, no service action is required.

Failing Item:

- DISKDRV

169C70DD

Explanation: System log entry only, no service action required.

169CFFF3

Explanation: Disk media format not valid.

Failing Item:

- DISKDRV

169CFFF4

Explanation: Disk device problem.

Failing Item:

- DISKDRV
- STORIOA

169CFFF5

Explanation: Disk sector read error.

Response: If this event appears in a serviceable event view, work with the failing item list found there. If this event does not appear in a serviceable event view, no service action is required.

Failing Item:

- DISKDRV

169CFFF6

Explanation: Disk device detected recoverable error.

Response: If this event appears in a serviceable event view, work with the failing item list found there. If this event does not appear in a serviceable event view, no service action is required.

Failing Item:

- DISKDRV

169CFFF7

Explanation: Temporary disk data error.

Response: If this event appears in a serviceable event view, work with the failing item list found there. If this event does not appear in a serviceable event view, no service action is required.

Failing Item:

- DISKDRV

169CFFF9

Explanation: Temporary disk data error.

Response: If this event appears in a serviceable event view, work with the failing item list found there. If this event does not appear in a serviceable event view, no service action is required.

Failing Item:

- DISKDRV

169CFFFA

Explanation: Temporary disk bus error.

Response: If this event appears in a serviceable event view, work with the failing item list found there. If this event does not appear in a serviceable event view, no service action is required.

Failing Item:

- DISKDRV
- STORIOA
- SASCABL
- SASEXP

169CFFFB

Explanation: SAS bus reset occurred.

Response: No action required. This reference code is logged for information only.

169CFFFC

Explanation: Soft device bus error.

Response: If this event appears in a serviceable event view, work with the failing item list found there. If this event does not appear in a serviceable event view, no service action is required.

Failing Item:

- SIP3250
- DISKDRV
- STORIOA

169CFFFD

Explanation: Soft device bus error.

Response: If this event appears in a serviceable event view, work with the failing item list found there. If this event does not appear in a serviceable event view, no service action is required.

Failing Item:

- SIP3250
- DISKDRV
- STORIOA

169CFFFE

Explanation: Temporary disk bus error.

Response: If this event appears in a serviceable event view, work with the failing item list found there. If this event does not appear in a serviceable event view, no service action is required.

Failing Item:

- SIP3150

(1750) Reference codes

17503002

Explanation: Addressed device is not responding.

Failing Item:

- FCPORT
- FCDEV
- FCIOA
- FCINTF
- OPT_CLN

Explanation: Fibre Channel interface error occurred.

Failing Item:

- FCINTF
- FCDEV
- FCIOA
- OPT_CLN

17503010

Explanation: Disk device returned wrong response to IOP.

Failing Item:

- FCDEV
- FCIOA
- OPT_CLN

17503109

Explanation: IOP timed out a disk command.

Failing Item:

- FCDEV
- FCINTF
- FCIOA
- OPT_CLN

17503020

Explanation: Storage subsystem configuration error.

Response: If an MES is being installed, verify the configuration.

Failing Item:

- FCDEV
- FCIOA
- OPT_CLN

17503160

Explanation: The volume in use is no longer accessible.

Response: The storage subsystem configuration was changed, causing the volume in use to no longer be accessible.

Failing Item:

- FCDEV

17503029

Explanation: This SRC is surfaced when the IOP detects that a device has changed Serial numbers. A device replacement has occurred.

Response: No action required. This reference code is logged for information only.

17503161

Explanation: The volume in use is no longer accessible.

Response: Storage subsystem copy services functions have caused the volume in use to no longer be accessible.

Failing Item:

- FCDEV

17503100

17503162

Explanation: The volume has been released.

175034FF • 198B3020

The storage subsystem configuration was changed. The volume that was not in use was removed and is no longer accessible.

Response: No action required. This reference code is logged for information only.

175034FF

Explanation: Format in progress.

Response: The device indicated that a format is in progress. When the format is complete, the device should be usable. No action is required. This reference code is logged for information only.

1750FFF3

Explanation: Disk media format bad.

Failing Item:

- FCDEV

1750FFF4

Explanation: Disk device problem.

Failing Item:

- FCDEV

1750FFF5

Explanation: Disk sector read error.

Failing Item:

- FCDEV

1750FFF6

Explanation: Disk device detected recoverable error.

(198B) Reference codes

198B102E

Explanation: Out of alternate sectors for disk storage.

Failing Item:

- DISKDRV

198B3002

Explanation: Addressed device failed to respond to selection.

Failing Item:

- DISKDRV
- STORIOA
- DEVBPLN
- SASCABL
- SASEXP

Response: If this event appears in a serviceable event view, work with the failing item list found there. If this event does not appear in a serviceable event view, no service action is required.

Failing Item:

- FCDEV

1750FFFA

Explanation: Disk device wrong response was recovered by the IOP.

Response: If this event appears in a serviceable event view, work with the failing item list found there. If this event does not appear in a serviceable event view, no service action is required.

Failing Item:

- FCDEV
- FCIOA
- OPT_CLN

1750FFFE

Explanation: Temporary Fibre Channel interface error.

Response: If this event appears in a serviceable event view, work with the failing item list found there. If this event does not appear in a serviceable event view, no service action is required.

Failing Item:

- FCINTF
- FCDEV
- FCIOA
- OPT_CLN

198B3010

Explanation: Disk device returned wrong response to IOA.

Failing Item:

- DISKDRV
- STORIOA
- SASCABL
- SASEXP

198B3020

Explanation: Replacement device is not supported.

Failing Item:

- DISKDRV
- STORIOA

- SASCABL

198B3029

Explanation: A device replacement has occurred.

Response: No action required. This reference code is logged for information only.

198B3100

Explanation: Device bus interface error occurred.

Failing Item:

- DISKDRV
- STORIOA
- SASCABL
- SASEXP

198B3109

Explanation: IOA timed out a disk command.

Failing Item:

- DISKDRV
- STORIOA
- SASCABL
- SASEXP

198B310C

Explanation: Device bus error.

Failing Item:

- SIP3250
- DISKDRV
- STORIOA

198B310D

Explanation: Device bus error.

Failing Item:

- SIP3250
- DISKDRV
- STORIOA

198B3110

Explanation: Device bus interface error occurred.

Failing Item:

- DISKDRV
- STORIOA
- SASCABL
- SASEXP

198B3130

Explanation: Device Licensed Internal Code.

Response: The device is not supported with the level of code currently on the system. Contact your next level of support.

Failing Item:

- SVCDOCS

198B34FF

Explanation: Format in progress.

Response: No action required. This reference code is logged for information only.

198B4041

Explanation: Incomplete multipath connection.

Response: Incomplete multipath connection between device backplane and device.

Failing Item:

- SIP3146

198B4060

Explanation: Multipath redundancy level reduced.

Response: A redundant disk unit connection has failed.

Failing Item:

- SIP3153
- SASCABL
- SASEXP

198B4061

Explanation: Multipath redundancy level increased.

Response: A redundant disk unit connection has been restored. No service action is required.

198B4100

Explanation: Device bus fabric error.

Failing Item:

- SIP3152
 - SASCABL
 - SASEXP
 - DEVBPLN
 - STORIOA
 - DISKDRV
-

198B7000

Explanation: Disk sector read error.

Response: No action required. This reference code is logged for information only.

198B7001

Explanation: Temporary disk data error.

Response: If this event appears in a serviceable event view, work with the failing item list found there. If this event does not appear in a serviceable event view, no service action is required.

Failing Item:

- DISKDRV

198B70DD

Explanation: System log entry only, no service action required.

198BFFF3

Explanation: Disk media format not valid.

Failing Item:

- DISKDRV

198BFFF4

Explanation: Disk device problem.

Failing Item:

- DISKDRV
- STORIOA

198BFFF5

Explanation: Disk sector read error.

Response: If this event appears in a serviceable event view, work with the failing item list found there. If this event does not appear in a serviceable event view, no service action is required.

Failing Item:

- DISKDRV

198BFFF6

Explanation: Disk device detected recoverable error.

Response: If this event appears in a serviceable event view, work with the failing item list found there. If this event does not appear in a serviceable event view, no service action is required.

Failing Item:

- DISKDRV

198BFFF7

Explanation: Temporary disk data error.

Response: If this event appears in a serviceable event view, work with the failing item list found there. If this event does not appear in a serviceable event view, no service action is required.

Failing Item:

- DISKDRV

198BFFF9

Explanation: Temporary disk data error.

Response: If this event appears in a serviceable event view, work with the failing item list found there. If this event does not appear in a serviceable event view, no service action is required.

Failing Item:

- DISKDRV

198BFFFA

Explanation: Temporary disk bus error.

Response: If this event appears in a serviceable event view, work with the failing item list found there. If this event does not appear in a serviceable event view, no service action is required.

Failing Item:

- DISKDRV
- STORIOA
- SASCABL
- SASEXP

198BFFFB

Explanation: SAS bus reset occurred.

Response: No action required. This reference code is logged for information only.

198BFFFC

Explanation: Soft device bus error.

Response: If this event appears in a serviceable event view, work with the failing item list found there. If this event does not appear in a serviceable event view, no service action is required.

Failing Item:

- SIP3250
- DISKDRV
- STORIOA

198BFFFD

Explanation: Soft device bus error.

Response: If this event appears in a serviceable event view, work with the failing item list found there. If this event does not appear in a serviceable event view, no service action is required.

Failing Item:

- SIP3250
- DISKDRV
- STORIOA

198BFFFE

Explanation: Temporary disk bus error.

Response: If this event appears in a serviceable event view, work with the failing item list found there. If this event does not appear in a serviceable event view, no service action is required.

Failing Item:

- SIP3150

(198C) Reference codes

198C102E

Explanation: Out of alternate sectors for disk storage.

Failing Item:

- DISKDRV

198C3002

Explanation: Addressed device failed to respond to selection.

Failing Item:

- DISKDRV
- STORIOA
- DEVBPLN
- SASCABL
- SASEXP

198C3010

Explanation: Disk device returned wrong response to IOA.

Failing Item:

- DISKDRV
- STORIOA
- SASCABL
- SASEXP

198C3020

Explanation: Replacement device is not supported.

Failing Item:

- DISKDRV
- STORIOA
- SASCABL

198C3029

Explanation: A device replacement has occurred.

Response: No action required. This reference code is

logged for information only.

198C3100

Explanation: Device bus interface error occurred.

Failing Item:

- DISKDRV
- STORIOA
- SASCABL
- SASEXP

198C3109

Explanation: IOA timed out a disk command.

Failing Item:

- DISKDRV
- STORIOA
- SASCABL
- SASEXP

198C310C

Explanation: Device bus error.

Failing Item:

- SIP3250
- DISKDRV
- STORIOA

198C310D

Explanation: Device bus error.

Failing Item:

- SIP3250
- DISKDRV
- STORIOA

198C3110

Explanation: Device bus interface error occurred.

Failing Item:

- DISKDRV
- STORIOA
- SASCABL
- SASEXP

198C3130

Explanation: Device Licensed Internal Code.

Response: The device is not supported with the level of code currently on the system. Contact your next level of support.

Failing Item:

- SVCDOCS

198C34FF

Explanation: Format in progress.

Response: No action required. This reference code is logged for information only.

198C4041

Explanation: Incomplete multipath connection.

Response: Incomplete multipath connection between device backplane and device.

Failing Item:

- SIP3146

198C4060

Explanation: Multipath redundancy level reduced.

Response: A redundant disk unit connection has failed.

Failing Item:

- SIP3153
- SASCABL
- SASEXP

198C4061

Explanation: Multipath redundancy level increased.

Response: A redundant disk unit connection has been restored. No service action is required.

198C4100

Explanation: Device bus fabric error.

Failing Item:

- SIP3152
- SASCABL
- SASEXP

- DEVBPLN
- STORIOA
- DISKDRV

198C7000

Explanation: Disk sector read error.

Response: No action required. This reference code is logged for information only.

198C7001

Explanation: Temporary disk data error.

Response: If this event appears in a serviceable event view, work with the failing item list found there. If this event does not appear in a serviceable event view, no service action is required.

Failing Item:

- DISKDRV

198C70DD

Explanation: System log entry only, no service action required.

198CFFF3

Explanation: Disk media format not valid.

Failing Item:

- DISKDRV

198CFFF4

Explanation: Disk device problem.

Failing Item:

- DISKDRV
- STORIOA

198CFFF5

Explanation: Disk sector read error.

Response: If this event appears in a serviceable event view, work with the failing item list found there. If this event does not appear in a serviceable event view, no service action is required.

Failing Item:

- DISKDRV

198CFFF6

Explanation: Disk device detected recoverable error.

Response: If this event appears in a serviceable event view, work with the failing item list found there. If this

event does not appear in a serviceable event view, no service action is required.

Failing Item:

- DISKDRV

198CFFF7

Explanation: Temporary disk data error.

Response: If this event appears in a serviceable event view, work with the failing item list found there. If this event does not appear in a serviceable event view, no service action is required.

Failing Item:

- DISKDRV

198CFFF9

Explanation: Temporary disk data error.

Response: If this event appears in a serviceable event view, work with the failing item list found there. If this event does not appear in a serviceable event view, no service action is required.

Failing Item:

- DISKDRV

198CFFFA

Explanation: Temporary disk bus error.

Response: If this event appears in a serviceable event view, work with the failing item list found there. If this event does not appear in a serviceable event view, no service action is required.

Failing Item:

- DISKDRV
- STORIOA
- SASCABL
- SASEXP

198CFFFB

(198D) Reference codes

198D102E

Explanation: Out of alternate sectors for disk storage.

Failing Item:

- DISKDRV

198D3002

Explanation: Addressed device failed to respond to selection.

Failing Item:

Explanation: SAS bus reset occurred.

Response: No action required. This reference code is logged for information only.

198CFFFC

Explanation: Soft device bus error.

Response: If this event appears in a serviceable event view, work with the failing item list found there. If this event does not appear in a serviceable event view, no service action is required.

Failing Item:

- SIP3250
- DISKDRV
- STORIOA

198CFFFD

Explanation: Soft device bus error.

Response: If this event appears in a serviceable event view, work with the failing item list found there. If this event does not appear in a serviceable event view, no service action is required.

Failing Item:

- SIP3250
- DISKDRV
- STORIOA

198CFFFE

Explanation: Temporary disk bus error.

Response: If this event appears in a serviceable event view, work with the failing item list found there. If this event does not appear in a serviceable event view, no service action is required.

Failing Item:

- SIP3150

- DISKDRV
- STORIOA
- DEVBPLN
- SASCABL
- SASEXP

198D3010

Explanation: Disk device returned wrong response to IOA.

Failing Item:

198D3020 • 198D4061

- DISKDRV
- STORIOA
- SASCABL
- SASEXP

198D3020

Explanation: Replacement device is not supported.

Failing Item:

- DISKDRV
- STORIOA
- SASCABL

198D3029

Explanation: A device replacement has occurred.

Response: No action required. This reference code is logged for information only.

198D3100

Explanation: Device bus interface error occurred.

Failing Item:

- DISKDRV
- STORIOA
- SASCABL
- SASEXP

198D3109

Explanation: IOA timed out a disk command.

Failing Item:

- DISKDRV
- STORIOA
- SASCABL
- SASEXP

198D310C

Explanation: Device bus error.

Failing Item:

- SIP3250
- DISKDRV
- STORIOA

198D310D

Explanation: Device bus error.

Failing Item:

- SIP3250
- DISKDRV
- STORIOA

198D3110

Explanation: Device bus interface error occurred.

Failing Item:

- DISKDRV
- STORIOA
- SASCABL
- SASEXP

198D3130

Explanation: Device Licensed Internal Code.

Response: The device is not supported with the level of code currently on the system. Contact your next level of support.

Failing Item:

- SVCDOCS

198D34FF

Explanation: Format in progress.

Response: No action required. This reference code is logged for information only.

198D4041

Explanation: Incomplete multipath connection.

Response: Incomplete multipath connection between device backplane and device.

Failing Item:

- SIP3146

198D4060

Explanation: Multipath redundancy level reduced.

Response: A redundant disk unit connection has failed.

Failing Item:

- SIP3153
- SASCABL
- SASEXP

198D4061

Explanation: Multipath redundancy level increased.

Response: A redundant disk unit connection has been restored. No service action is required.

198D4100

Explanation: Device bus fabric error.

Failing Item:

- SIP3152
 - SASCABL
 - SASEXP
 - DEVBPLN
 - STORIOA
 - DISKDRV
-

198D7000

Explanation: Disk sector read error.

Response: No action required. This reference code is logged for information only.

198D7001

Explanation: Temporary disk data error.

Response: If this event appears in a serviceable event view, work with the failing item list found there. If this event does not appear in a serviceable event view, no service action is required.

Failing Item:

- DISKDRV
-

198D70DD

Explanation: System log entry only, no service action required.

198DFFF3

Explanation: Disk media format not valid.

Failing Item:

- DISKDRV
-

198DFFF4

Explanation: Disk device problem.

Failing Item:

- DISKDRV
 - STORIOA
-

198DFFF5

Explanation: Disk sector read error.

Response: If this event appears in a serviceable event view, work with the failing item list found there. If this event does not appear in a serviceable event view, no service action is required.

Failing Item:

- DISKDRV
-

198DFFF6

Explanation: Disk device detected recoverable error.

Response: If this event appears in a serviceable event view, work with the failing item list found there. If this event does not appear in a serviceable event view, no service action is required.

Failing Item:

- DISKDRV
-

198DFFF7

Explanation: Temporary disk data error.

Response: If this event appears in a serviceable event view, work with the failing item list found there. If this event does not appear in a serviceable event view, no service action is required.

Failing Item:

- DISKDRV
-

198DFFF9

Explanation: Temporary disk data error.

Response: If this event appears in a serviceable event view, work with the failing item list found there. If this event does not appear in a serviceable event view, no service action is required.

Failing Item:

- DISKDRV
-

198DFFFA

Explanation: Temporary disk bus error.

Response: If this event appears in a serviceable event view, work with the failing item list found there. If this event does not appear in a serviceable event view, no service action is required.

Failing Item:

- DISKDRV
 - STORIOA
 - SASCABL
 - SASEXP
-

198DFFFB

Explanation: SAS bus reset occurred.

Response: No action required. This reference code is logged for information only.

198DFFFC

Explanation: Soft device bus error.

Response: If this event appears in a serviceable event view, work with the failing item list found there. If this event does not appear in a serviceable event view, no service action is required.

Failing Item:

- SIP3250
- DISKDRV
- STORIOA

198DFFFD

Explanation: Soft device bus error.

Response: If this event appears in a serviceable event view, work with the failing item list found there. If this

(198E) Reference codes

198E102E

Explanation: Out of alternate sectors for disk storage.

Failing Item:

- DISKDRV

198E3002

Explanation: Addressed device failed to respond to selection.

Failing Item:

- DISKDRV
- STORIOA
- DEVBPLN
- SASCABL
- SASEXP

198E3010

Explanation: Disk device returned wrong response to IOA.

Failing Item:

- DISKDRV
- STORIOA
- SASCABL
- SASEXP

198E3020

Explanation: Replacement device is not supported.

Failing Item:

- DISKDRV
- STORIOA

event does not appear in a serviceable event view, no service action is required.

Failing Item:

- SIP3250
- DISKDRV
- STORIOA

198DFFFE

Explanation: Temporary disk bus error.

Response: If this event appears in a serviceable event view, work with the failing item list found there. If this event does not appear in a serviceable event view, no service action is required.

Failing Item:

- SIP3150

- SASCABL

198E3029

Explanation: A device replacement has occurred.

Response: No action required. This reference code is logged for information only.

198E3100

Explanation: Device bus interface error occurred.

Failing Item:

- DISKDRV
- STORIOA
- SASCABL
- SASEXP

198E3109

Explanation: IOA timed out a disk command.

Failing Item:

- DISKDRV
- STORIOA
- SASCABL
- SASEXP

198E310C

Explanation: Device bus error.

Failing Item:

- SIP3250
- DISKDRV
- STORIOA

198E310D

Explanation: Device bus error.

Failing Item:

- SIP3250
 - DISKDRV
 - STORIOA
-

198E3110

Explanation: Device bus interface error occurred.

Failing Item:

- DISKDRV
 - STORIOA
 - SASCABL
 - SASEXP
-

198E3130

Explanation: Device Licensed Internal Code.

Response: The device is not supported with the level of code currently on the system. Contact your next level of support.

Failing Item:

- SVCDOCS
-

198E34FF

Explanation: Format in progress.

Response: No action required. This reference code is logged for information only.

198E4041

Explanation: Incomplete multipath connection.

Response: Incomplete multipath connection between device backplane and device.

Failing Item:

- SIP3146
-

198E4060

Explanation: Multipath redundancy level reduced.

Response: A redundant disk unit connection has failed.

Failing Item:

- SIP3153
 - SASCABL
 - SASEXP
-

198E4061

Explanation: Multipath redundancy level increased.

Response: A redundant disk unit connection has been restored. No service action is required.

198E4100

Explanation: Device bus fabric error.

Failing Item:

- SIP3152
 - SASCABL
 - SASEXP
 - DEVBPLN
 - STORIOA
 - DISKDRV
-

198E7000

Explanation: Disk sector read error.

Response: No action required. This reference code is logged for information only.

198E7001

Explanation: Temporary disk data error.

Response: If this event appears in a serviceable event view, work with the failing item list found there. If this event does not appear in a serviceable event view, no service action is required.

Failing Item:

- DISKDRV
-

198E70DD

Explanation: System log entry only, no service action required.

198EFFF3

Explanation: Disk media format not valid.

Failing Item:

- DISKDRV
-

198EFFF4

Explanation: Disk device problem.

Failing Item:

- DISKDRV
 - STORIOA
-

198EFFF5

Explanation: Disk sector read error.

Response: If this event appears in a serviceable event view, work with the failing item list found there. If this event does not appear in a serviceable event view, no service action is required.

Failing Item:

- DISKDRV

198EFFF6

Explanation: Disk device detected recoverable error.

Response: If this event appears in a serviceable event view, work with the failing item list found there. If this event does not appear in a serviceable event view, no service action is required.

Failing Item:

- DISKDRV

198EFFF7

Explanation: Temporary disk data error.

Response: If this event appears in a serviceable event view, work with the failing item list found there. If this event does not appear in a serviceable event view, no service action is required.

Failing Item:

- DISKDRV

198EFFF9

Explanation: Temporary disk data error.

Response: If this event appears in a serviceable event view, work with the failing item list found there. If this event does not appear in a serviceable event view, no service action is required.

Failing Item:

- DISKDRV

198EFFFFA

Explanation: Temporary disk bus error.

Response: If this event appears in a serviceable event view, work with the failing item list found there. If this event does not appear in a serviceable event view, no service action is required.

(19A1) Reference codes

19A1102E

Explanation: Out of alternate sectors for disk storage.

Failing Item:

Failing Item:

- DISKDRV
- STORIOA
- SASCABL
- SASEXP

198EFFFFB

Explanation: SAS bus reset occurred.

Response: No action required. This reference code is logged for information only.

198EFFFFC

Explanation: Soft device bus error.

Response: If this event appears in a serviceable event view, work with the failing item list found there. If this event does not appear in a serviceable event view, no service action is required.

Failing Item:

- SIP3250
- DISKDRV
- STORIOA

198EFFFFD

Explanation: Soft device bus error.

Response: If this event appears in a serviceable event view, work with the failing item list found there. If this event does not appear in a serviceable event view, no service action is required.

Failing Item:

- SIP3250
- DISKDRV
- STORIOA

198EFFFFE

Explanation: Temporary disk bus error.

Response: If this event appears in a serviceable event view, work with the failing item list found there. If this event does not appear in a serviceable event view, no service action is required.

Failing Item:

- SIP3150

-
- DISKDRV

19A13002

Explanation: Addressed device failed to respond to selection.

Failing Item:

- DISKDRV
- STORIOA
- DEVBPLN
- SASCABL
- SASEXP

19A13010

Explanation: Disk device returned wrong response to IOA.

Failing Item:

- DISKDRV
- STORIOA
- SASCABL
- SASEXP

19A13020

Explanation: Replacement device is not supported.

Failing Item:

- DISKDRV
- STORIOA
- SASCABL

19A13029

Explanation: A device replacement has occurred.

Response: No action required. This reference code is logged for information only.

19A13100

Explanation: Device bus interface error occurred.

Failing Item:

- DISKDRV
- STORIOA
- SASCABL
- SASEXP

19A13109

Explanation: IOA timed out a disk command.

Failing Item:

- DISKDRV
- STORIOA
- SASCABL
- SASEXP

19A1310C

Explanation: Device bus error.

Failing Item:

- SIP3250
- DISKDRV
- STORIOA

19A1310D

Explanation: Device bus error.

Failing Item:

- SIP3250
- DISKDRV
- STORIOA

19A13110

Explanation: Device bus interface error occurred.

Failing Item:

- DISKDRV
- STORIOA
- SASCABL
- SASEXP

19A13130

Explanation: Device Licensed Internal Code.

Response: The device is not supported with the level of code currently on the system. Contact your next level of support.

Failing Item:

- SVCDOCS

19A134FF

Explanation: Format in progress.

Response: No action required. This reference code is logged for information only.

19A14041

Explanation: Incomplete multipath connection.

Response: Incomplete multipath connection between device backplane and device.

Failing Item:

- SIP3146

19A14060

Explanation: Multipath redundancy level reduced.

Response: A redundant disk unit connection has failed.

Failing Item:

- SIP3153
- SASCABL
- SASEXP

19A14061

Explanation: Multipath redundancy level increased.

Response: A redundant disk unit connection has been restored. No service action is required.

19A14100

Explanation: Device bus fabric error.

Failing Item:

- SIP3152
- SASCABL
- SASEXP
- DEVBPLN
- STORIOA
- DISKDRV

19A17000

Explanation: Disk sector read error.

Response: No action required. This reference code is logged for information only.

19A17001

Explanation: Temporary disk data error.

Response: If this event appears in a serviceable event view, work with the failing item list found there. If this event does not appear in a serviceable event view, no service action is required.

Failing Item:

- DISKDRV

19A170DD

Explanation: System log entry only, no service action required.

19A1FFF3

Explanation: Disk media format not valid.

Failing Item:

- DISKDRV

19A1FFF4

Explanation: Disk device problem.

Failing Item:

- DISKDRV
- STORIOA

19A1FFF5

Explanation: Disk sector read error.

Response: If this event appears in a serviceable event view, work with the failing item list found there. If this event does not appear in a serviceable event view, no service action is required.

Failing Item:

- DISKDRV

19A1FFF6

Explanation: Disk device detected recoverable error.

Response: If this event appears in a serviceable event view, work with the failing item list found there. If this event does not appear in a serviceable event view, no service action is required.

Failing Item:

- DISKDRV

19A1FFF7

Explanation: Temporary disk data error.

Response: If this event appears in a serviceable event view, work with the failing item list found there. If this event does not appear in a serviceable event view, no service action is required.

Failing Item:

- DISKDRV

19A1FFF9

Explanation: Temporary disk data error.

Response: If this event appears in a serviceable event view, work with the failing item list found there. If this event does not appear in a serviceable event view, no service action is required.

Failing Item:

- DISKDRV

19A1FFFA

Explanation: Temporary disk bus error.

Response: If this event appears in a serviceable event view, work with the failing item list found there. If this event does not appear in a serviceable event view, no service action is required.

Failing Item:

- DISKDRV
- STORIOA
- SASCABL
- SASEXP

19A1FFFB**Explanation:** SAS bus reset occurred.**Response:** No action required. This reference code is logged for information only.

19A1FFFC**Explanation:** Soft device bus error.**Response:** If this event appears in a serviceable event view, work with the failing item list found there. If this event does not appear in a serviceable event view, no service action is required.**Failing Item:**

- SIP3250
- DISKDRV
- STORIOA

(19A3) Reference codes

19A3102E**Explanation:** Out of alternate sectors for disk storage.**Failing Item:**

- DISKDRV

19A33002**Explanation:** Addressed device failed to respond to selection.**Failing Item:**

- DISKDRV
- STORIOA
- DEVBPLN
- SASCABL
- SASEXP

19A33010**Explanation:** Disk device returned wrong response to IOA.**Failing Item:**

- DISKDRV
- STORIOA
- SASCABL
- SASEXP

19A1FFFD**Explanation:** Soft device bus error.**Response:** If this event appears in a serviceable event view, work with the failing item list found there. If this event does not appear in a serviceable event view, no service action is required.**Failing Item:**

- SIP3250
- DISKDRV
- STORIOA

19A1FFFE**Explanation:** Temporary disk bus error.**Response:** If this event appears in a serviceable event view, work with the failing item list found there. If this event does not appear in a serviceable event view, no service action is required.**Failing Item:**

- SIP3150

19A33020**Explanation:** Replacement device is not supported.**Failing Item:**

- DISKDRV
- STORIOA
- SASCABL

19A33029**Explanation:** A device replacement has occurred.**Response:** No action required. This reference code is logged for information only.

19A33100**Explanation:** Device bus interface error occurred.**Failing Item:**

- DISKDRV
- STORIOA
- SASCABL
- SASEXP

19A33109**Explanation:** IOA timed out a disk command.**Failing Item:**

19A3310C • 19A3FFF3

- DISKDRV
- STORIOA
- SASCABL
- SASEXP

19A3310C

Explanation: Device bus error.

Failing Item:

- SIP3250
- DISKDRV
- STORIOA

19A3310D

Explanation: Device bus error.

Failing Item:

- SIP3250
- DISKDRV
- STORIOA

19A33110

Explanation: Device bus interface error occurred.

Failing Item:

- DISKDRV
- STORIOA
- SASCABL
- SASEXP

19A33130

Explanation: Device Licensed Internal Code.

Response: The device is not supported with the level of code currently on the system. Contact your next level of support.

Failing Item:

- SVCDOCS

19A334FF

Explanation: Format in progress.

Response: No action required. This reference code is logged for information only.

19A34041

Explanation: Incomplete multipath connection.

Response: Incomplete multipath connection between device backplane and device.

Failing Item:

- SIP3146

19A34060

Explanation: Multipath redundancy level reduced.

Response: A redundant disk unit connection has failed.

Failing Item:

- SIP3153
- SASCABL
- SASEXP

19A34061

Explanation: Multipath redundancy level increased.

Response: A redundant disk unit connection has been restored. No service action is required.

19A34100

Explanation: Device bus fabric error.

Failing Item:

- SIP3152
- SASCABL
- SASEXP
- DEVBPLN
- STORIOA
- DISKDRV

19A37000

Explanation: Disk sector read error.

Response: No action required. This reference code is logged for information only.

19A37001

Explanation: Temporary disk data error.

Response: If this event appears in a serviceable event view, work with the failing item list found there. If this event does not appear in a serviceable event view, no service action is required.

Failing Item:

- DISKDRV

19A370DD

Explanation: System log entry only, no service action required.

19A3FFF3

Explanation: Disk media format not valid.

Failing Item:

- DISKDRV

19A3FFF4

Explanation: Disk device problem.

Failing Item:

- DISKDRV
 - STORIOA
-

19A3FFF5

Explanation: Disk sector read error.

Response: If this event appears in a serviceable event view, work with the failing item list found there. If this event does not appear in a serviceable event view, no service action is required.

Failing Item:

- DISKDRV
-

19A3FFF6

Explanation: Disk device detected recoverable error.

Response: If this event appears in a serviceable event view, work with the failing item list found there. If this event does not appear in a serviceable event view, no service action is required.

Failing Item:

- DISKDRV
-

19A3FFF7

Explanation: Temporary disk data error.

Response: If this event appears in a serviceable event view, work with the failing item list found there. If this event does not appear in a serviceable event view, no service action is required.

Failing Item:

- DISKDRV
-

19A3FFF9

Explanation: Temporary disk data error.

Response: If this event appears in a serviceable event view, work with the failing item list found there. If this event does not appear in a serviceable event view, no service action is required.

Failing Item:

- DISKDRV
-

19A3FFFA

Explanation: Temporary disk bus error.

Response: If this event appears in a serviceable event view, work with the failing item list found there. If this event does not appear in a serviceable event view, no service action is required.

Failing Item:

- DISKDRV
 - STORIOA
 - SASCABL
 - SASEXP
-

19A3FFFB

Explanation: SAS bus reset occurred.

Response: No action required. This reference code is logged for information only.

19A3FFFC

Explanation: Soft device bus error.

Response: If this event appears in a serviceable event view, work with the failing item list found there. If this event does not appear in a serviceable event view, no service action is required.

Failing Item:

- SIP3250
 - DISKDRV
 - STORIOA
-

19A3FFFD

Explanation: Soft device bus error.

Response: If this event appears in a serviceable event view, work with the failing item list found there. If this event does not appear in a serviceable event view, no service action is required.

Failing Item:

- SIP3250
 - DISKDRV
 - STORIOA
-

19A3FFFE

Explanation: Temporary disk bus error.

Response: If this event appears in a serviceable event view, work with the failing item list found there. If this event does not appear in a serviceable event view, no service action is required.

Failing Item:

- SIP3150
-

(19A4) Reference codes

19A4102E

Explanation: Out of alternate sectors for disk storage.

Failing Item:

- DISKDRV
-

19A43002

Explanation: Addressed device failed to respond to selection.

Failing Item:

- DISKDRV
 - STORIOA
 - DEVBPLN
 - SASCABL
 - SASEXP
-

19A43010

Explanation: Disk device returned wrong response to IOA.

Failing Item:

- DISKDRV
 - STORIOA
 - SASCABL
 - SASEXP
-

19A43020

Explanation: Replacement device is not supported.

Failing Item:

- DISKDRV
 - STORIOA
 - SASCABL
-

19A43029

Explanation: A device replacement has occurred.

Response: No action required. This reference code is logged for information only.

19A43100

Explanation: Device bus interface error occurred.

Failing Item:

- DISKDRV
 - STORIOA
 - SASCABL
 - SASEXP
-

19A43109

Explanation: IOA timed out a disk command.

Failing Item:

- DISKDRV
 - STORIOA
 - SASCABL
 - SASEXP
-

19A4310C

Explanation: Device bus error.

Failing Item:

- SIP3250
 - DISKDRV
 - STORIOA
-

19A4310D

Explanation: Device bus error.

Failing Item:

- SIP3250
 - DISKDRV
 - STORIOA
-

19A43110

Explanation: Device bus interface error occurred.

Failing Item:

- DISKDRV
 - STORIOA
 - SASCABL
 - SASEXP
-

19A43130

Explanation: Device Licensed Internal Code.

Response: The device is not supported with the level of code currently on the system. Contact your next level of support.

Failing Item:

- SVCDOCS
-

19A434FF

Explanation: Format in progress.

Response: No action required. This reference code is logged for information only.

19A44041

Explanation: Incomplete multipath connection.

Response: Incomplete multipath connection between device backplane and device.

Failing Item:

- SIP3146
-

19A44060

Explanation: Multipath redundancy level reduced.

Response: A redundant disk unit connection has failed.

Failing Item:

- SIP3153
 - SASCABL
 - SASEXP
-

19A44061

Explanation: Multipath redundancy level increased.

Response: A redundant disk unit connection has been restored. No service action is required.

19A44100

Explanation: Device bus fabric error.

Failing Item:

- SIP3152
 - SASCABL
 - SASEXP
 - DEVBPLN
 - STORIOA
 - DISKDRV
-

19A47000

Explanation: Disk sector read error.

Response: No action required. This reference code is logged for information only.

19A47001

Explanation: Temporary disk data error.

Response: If this event appears in a serviceable event view, work with the failing item list found there. If this event does not appear in a serviceable event view, no service action is required.

Failing Item:

- DISKDRV
-

19A470DD

Explanation: System log entry only, no service action required.

19A4FFF3

Explanation: Disk media format not valid.

Failing Item:

- DISKDRV
-

19A4FFF4

Explanation: Disk device problem.

Failing Item:

- DISKDRV
 - STORIOA
-

19A4FFF5

Explanation: Disk sector read error.

Response: If this event appears in a serviceable event view, work with the failing item list found there. If this event does not appear in a serviceable event view, no service action is required.

Failing Item:

- DISKDRV
-

19A4FFF6

Explanation: Disk device detected recoverable error.

Response: If this event appears in a serviceable event view, work with the failing item list found there. If this event does not appear in a serviceable event view, no service action is required.

Failing Item:

- DISKDRV
-

19A4FFF7

Explanation: Temporary disk data error.

Response: If this event appears in a serviceable event view, work with the failing item list found there. If this event does not appear in a serviceable event view, no service action is required.

Failing Item:

- DISKDRV
-

19A4FFF9

Explanation: Temporary disk data error.

Response: If this event appears in a serviceable event view, work with the failing item list found there. If this

19A4FFFA • 19A4FFFE

event does not appear in a serviceable event view, no service action is required.

Failing Item:

- DISKDRV

19A4FFFA

Explanation: Temporary disk bus error.

Response: If this event appears in a serviceable event view, work with the failing item list found there. If this event does not appear in a serviceable event view, no service action is required.

Failing Item:

- DISKDRV
- STORIOA
- SASCABL
- SASEXP

19A4FFFB

Explanation: SAS bus reset occurred.

Response: No action required. This reference code is logged for information only.

19A4FFFC

Explanation: Soft device bus error.

Response: If this event appears in a serviceable event view, work with the failing item list found there. If this event does not appear in a serviceable event view, no service action is required.

Failing Item:

- SIP3250
- DISKDRV
- STORIOA

19A4FFFD

Explanation: Soft device bus error.

Response: If this event appears in a serviceable event view, work with the failing item list found there. If this event does not appear in a serviceable event view, no service action is required.

Failing Item:

- SIP3250
- DISKDRV
- STORIOA

19A4FFFE

Explanation: Temporary disk bus error.

Response: If this event appears in a serviceable event view, work with the failing item list found there. If this event does not appear in a serviceable event view, no service action is required.

Failing Item:

- SIP3150

(19B0) Reference codes

19B0102E

Explanation: Out of alternate sectors for disk storage.

Failing Item:

- DISKDRV
-

19B03002

Explanation: Addressed device failed to respond to selection.

Failing Item:

- DISKDRV
 - STORIOA
 - DEVBPLN
 - SASCABL
 - SASEXP
-

19B03010

Explanation: Disk device returned wrong response to IOA.

Failing Item:

- DISKDRV
 - STORIOA
 - SASCABL
 - SASEXP
-

19B03020

Explanation: Replacement device is not supported.

Failing Item:

- DISKDRV
 - STORIOA
 - SASCABL
-

19B03029

Explanation: A device replacement has occurred.

Response: No action required. This reference code is logged for information only.

19B03100

Explanation: Device bus interface error occurred.

Failing Item:

- DISKDRV
 - STORIOA
 - SASCABL
 - SASEXP
-

19B03109

Explanation: IOA timed out a disk command.

Failing Item:

- DISKDRV
 - STORIOA
 - SASCABL
 - SASEXP
-

19B0310C

Explanation: Device bus error.

Failing Item:

- SIP3250
 - DISKDRV
 - STORIOA
-

19B0310D

Explanation: Device bus error.

Failing Item:

- SIP3250
 - DISKDRV
 - STORIOA
-

19B03110

Explanation: Device bus interface error occurred.

Failing Item:

- DISKDRV
 - STORIOA
 - SASCABL
 - SASEXP
-

19B03130

Explanation: Device Licensed Internal Code.

Response: The device is not supported with the level of code currently on the system. Contact your next level of support.

Failing Item:

- SVCDOCS
-

19B034FF

Explanation: Format in progress.

Response: No action required. This reference code is logged for information only.

19B04041

Explanation: Incomplete multipath connection.

Response: Incomplete multipath connection between device backplane and device.

Failing Item:

- SIP3146

19B04060

Explanation: Multipath redundancy level reduced.

Response: A redundant disk unit connection has failed.

Failing Item:

- SIP3153
- SASCABL
- SASEXP

19B04061

Explanation: Multipath redundancy level increased.

Response: A redundant disk unit connection has been restored. No service action is required.

19B04100

Explanation: Device bus fabric error.

Failing Item:

- SIP3152
- SASCABL
- SASEXP
- DEVBPLN
- STORIOA
- DISKDRV

19B07000

Explanation: Disk sector read error.

Response: No action required. This reference code is logged for information only.

19B07001

Explanation: Temporary disk data error.

Response: If this event appears in a serviceable event view, work with the failing item list found there. If this event does not appear in a serviceable event view, no service action is required.

Failing Item:

- DISKDRV

19B070DD

Explanation: System log entry only, no service action required.

19B0FFF3

Explanation: Disk media format not valid.

Failing Item:

- DISKDRV

19B0FFF4

Explanation: Disk device problem.

Failing Item:

- DISKDRV
- STORIOA

19B0FFF5

Explanation: Disk sector read error.

Response: If this event appears in a serviceable event view, work with the failing item list found there. If this event does not appear in a serviceable event view, no service action is required.

Failing Item:

- DISKDRV

19B0FFF6

Explanation: Disk device detected recoverable error.

Response: If this event appears in a serviceable event view, work with the failing item list found there. If this event does not appear in a serviceable event view, no service action is required.

Failing Item:

- DISKDRV

19B0FFF7

Explanation: Temporary disk data error.

Response: If this event appears in a serviceable event view, work with the failing item list found there. If this event does not appear in a serviceable event view, no service action is required.

Failing Item:

- DISKDRV

19B0FFF9

Explanation: Temporary disk data error.

Response: If this event appears in a serviceable event view, work with the failing item list found there. If this

event does not appear in a serviceable event view, no service action is required.

Failing Item:

- DISKDRV

19B0FFFA

Explanation: Temporary disk bus error.

Response: If this event appears in a serviceable event view, work with the failing item list found there. If this event does not appear in a serviceable event view, no service action is required.

Failing Item:

- DISKDRV
- STORIOA
- SASCABL
- SASEXP

19B0FFFB

Explanation: SAS bus reset occurred.

Response: No action required. This reference code is logged for information only.

19B0FFFC

Explanation: Soft device bus error.

Response: If this event appears in a serviceable event view, work with the failing item list found there. If this event does not appear in a serviceable event view, no service action is required.

Failing Item:

- SIP3250
- DISKDRV
- STORIOA

19B0FFFD

Explanation: Soft device bus error.

Response: If this event appears in a serviceable event view, work with the failing item list found there. If this event does not appear in a serviceable event view, no service action is required.

Failing Item:

- SIP3250
- DISKDRV
- STORIOA

19B0FFFE

Explanation: Temporary disk bus error.

Response: If this event appears in a serviceable event view, work with the failing item list found there. If this event does not appear in a serviceable event view, no service action is required.

Failing Item:

- SIP3150

(19B1) Reference codes

19B1102E

Explanation: Out of alternate sectors for disk storage.

Failing Item:

- DISKDRV
-

19B13002

Explanation: Addressed device failed to respond to selection.

Failing Item:

- DISKDRV
 - STORIOA
 - DEVBPLN
 - SASCABL
 - SASEXP
-

19B13010

Explanation: Disk device returned wrong response to IOA.

Failing Item:

- DISKDRV
 - STORIOA
 - SASCABL
 - SASEXP
-

19B13020

Explanation: Replacement device is not supported.

Failing Item:

- DISKDRV
 - STORIOA
 - SASCABL
-

19B13029

Explanation: A device replacement has occurred.

Response: No action required. This reference code is logged for information only.

19B13100

Explanation: Device bus interface error occurred.

Failing Item:

- DISKDRV
 - STORIOA
 - SASCABL
 - SASEXP
-

19B13109

Explanation: IOA timed out a disk command.

Failing Item:

- DISKDRV
 - STORIOA
 - SASCABL
 - SASEXP
-

19B1310C

Explanation: Device bus error.

Failing Item:

- SIP3250
 - DISKDRV
 - STORIOA
-

19B1310D

Explanation: Device bus error.

Failing Item:

- SIP3250
 - DISKDRV
 - STORIOA
-

19B13110

Explanation: Device bus interface error occurred.

Failing Item:

- DISKDRV
 - STORIOA
 - SASCABL
 - SASEXP
-

19B13130

Explanation: Device Licensed Internal Code.

Response: The device is not supported with the level of code currently on the system. Contact your next level of support.

Failing Item:

- SVCDOCS
-

19B134FF

Explanation: Format in progress.

Response: No action required. This reference code is logged for information only.

19B14041

Explanation: Incomplete multipath connection.

Response: Incomplete multipath connection between device backplane and device.

Failing Item:

- SIP3146
-

19B14060

Explanation: Multipath redundancy level reduced.

Response: A redundant disk unit connection has failed.

Failing Item:

- SIP3153
 - SASCABL
 - SASEXP
-

19B14061

Explanation: Multipath redundancy level increased.

Response: A redundant disk unit connection has been restored. No service action is required.

19B14100

Explanation: Device bus fabric error.

Failing Item:

- SIP3152
 - SASCABL
 - SASEXP
 - DEVBPLN
 - STORIOA
 - DISKDRV
-

19B17000

Explanation: Disk sector read error.

Response: No action required. This reference code is logged for information only.

19B17001

Explanation: Temporary disk data error.

Response: If this event appears in a serviceable event view, work with the failing item list found there. If this event does not appear in a serviceable event view, no service action is required.

Failing Item:

- DISKDRV
-

19B170DD

Explanation: System log entry only, no service action required.

19B1FFF3

Explanation: Disk media format not valid.

Failing Item:

- DISKDRV
-

19B1FFF4

Explanation: Disk device problem.

Failing Item:

- DISKDRV
 - STORIOA
-

19B1FFF5

Explanation: Disk sector read error.

Response: If this event appears in a serviceable event view, work with the failing item list found there. If this event does not appear in a serviceable event view, no service action is required.

Failing Item:

- DISKDRV
-

19B1FFF6

Explanation: Disk device detected recoverable error.

Response: If this event appears in a serviceable event view, work with the failing item list found there. If this event does not appear in a serviceable event view, no service action is required.

Failing Item:

- DISKDRV
-

19B1FFF7

Explanation: Temporary disk data error.

Response: If this event appears in a serviceable event view, work with the failing item list found there. If this event does not appear in a serviceable event view, no service action is required.

Failing Item:

- DISKDRV
-

19B1FFF9

Explanation: Temporary disk data error.

Response: If this event appears in a serviceable event view, work with the failing item list found there. If this

19B1FFFA • 19B1FFFE

event does not appear in a serviceable event view, no service action is required.

Failing Item:

- DISKDRV

19B1FFFA

Explanation: Temporary disk bus error.

Response: If this event appears in a serviceable event view, work with the failing item list found there. If this event does not appear in a serviceable event view, no service action is required.

Failing Item:

- DISKDRV
- STORIOA
- SASCABL
- SASEXP

19B1FFFB

Explanation: SAS bus reset occurred.

Response: No action required. This reference code is logged for information only.

19B1FFFC

Explanation: Soft device bus error.

Response: If this event appears in a serviceable event view, work with the failing item list found there. If this event does not appear in a serviceable event view, no service action is required.

Failing Item:

- SIP3250
- DISKDRV
- STORIOA

19B1FFFD

Explanation: Soft device bus error.

Response: If this event appears in a serviceable event view, work with the failing item list found there. If this event does not appear in a serviceable event view, no service action is required.

Failing Item:

- SIP3250
- DISKDRV
- STORIOA

19B1FFFE

Explanation: Temporary disk bus error.

Response: If this event appears in a serviceable event view, work with the failing item list found there. If this event does not appear in a serviceable event view, no service action is required.

Failing Item:

- SIP3150

(19B3) Reference codes

19B3102E

Explanation: Out of alternate sectors for disk storage.

Failing Item:

- DISKDRV
-

19B33002

Explanation: Addressed device failed to respond to selection.

Failing Item:

- DISKDRV
 - STORIOA
 - DEVBPLN
 - SASCABL
 - SASEXP
-

19B33010

Explanation: Disk device returned wrong response to IOA.

Failing Item:

- DISKDRV
 - STORIOA
 - SASCABL
 - SASEXP
-

19B33020

Explanation: Replacement device is not supported.

Failing Item:

- DISKDRV
 - STORIOA
 - SASCABL
-

19B33029

Explanation: A device replacement has occurred.

Response: No action required. This reference code is logged for information only.

19B33100

Explanation: Device bus interface error occurred.

Failing Item:

- DISKDRV
 - STORIOA
 - SASCABL
 - SASEXP
-

19B33109

Explanation: IOA timed out a disk command.

Failing Item:

- DISKDRV
 - STORIOA
 - SASCABL
 - SASEXP
-

19B3310C

Explanation: Device bus error.

Failing Item:

- SIP3250
 - DISKDRV
 - STORIOA
-

19B3310D

Explanation: Device bus error.

Failing Item:

- SIP3250
 - DISKDRV
 - STORIOA
-

19B33110

Explanation: Device bus interface error occurred.

Failing Item:

- DISKDRV
 - STORIOA
 - SASCABL
 - SASEXP
-

19B33130

Explanation: Device Licensed Internal Code.

Response: The device is not supported with the level of code currently on the system. Contact your next level of support.

Failing Item:

- SVCDOCS
-

19B334FF

Explanation: Format in progress.

Response: No action required. This reference code is logged for information only.

19B34041

Explanation: Incomplete multipath connection.

Response: Incomplete multipath connection between device backplane and device.

Failing Item:

- SIP3146

19B34060

Explanation: Multipath redundancy level reduced.

Response: A redundant disk unit connection has failed.

Failing Item:

- SIP3153
- SASCABL
- SASEXP

19B34061

Explanation: Multipath redundancy level increased.

Response: A redundant disk unit connection has been restored. No service action is required.

19B34100

Explanation: Device bus fabric error.

Failing Item:

- SIP3152
- SASCABL
- SASEXP
- DEVBPLN
- STORIOA
- DISKDRV

19B37000

Explanation: Disk sector read error.

Response: No action required. This reference code is logged for information only.

19B37001

Explanation: Temporary disk data error.

Response: If this event appears in a serviceable event view, work with the failing item list found there. If this event does not appear in a serviceable event view, no service action is required.

Failing Item:

- DISKDRV

19B370DD

Explanation: System log entry only, no service action required.

19B3FFF3

Explanation: Disk media format not valid.

Failing Item:

- DISKDRV

19B3FFF4

Explanation: Disk device problem.

Failing Item:

- DISKDRV
- STORIOA

19B3FFF5

Explanation: Disk sector read error.

Response: If this event appears in a serviceable event view, work with the failing item list found there. If this event does not appear in a serviceable event view, no service action is required.

Failing Item:

- DISKDRV

19B3FFF6

Explanation: Disk device detected recoverable error.

Response: If this event appears in a serviceable event view, work with the failing item list found there. If this event does not appear in a serviceable event view, no service action is required.

Failing Item:

- DISKDRV

19B3FFF7

Explanation: Temporary disk data error.

Response: If this event appears in a serviceable event view, work with the failing item list found there. If this event does not appear in a serviceable event view, no service action is required.

Failing Item:

- DISKDRV

19B3FFF9

Explanation: Temporary disk data error.

Response: If this event appears in a serviceable event view, work with the failing item list found there. If this

event does not appear in a serviceable event view, no service action is required.

Failing Item:

- DISKDRV

19B3FFFA

Explanation: Temporary disk bus error.

Response: If this event appears in a serviceable event view, work with the failing item list found there. If this event does not appear in a serviceable event view, no service action is required.

Failing Item:

- DISKDRV
- STORIOA
- SASCABL
- SASEXP

19B3FFFB

Explanation: SAS bus reset occurred.

Response: No action required. This reference code is logged for information only.

19B3FFFC

Explanation: Soft device bus error.

Response: If this event appears in a serviceable event view, work with the failing item list found there. If this event does not appear in a serviceable event view, no service action is required.

Failing Item:

- SIP3250
- DISKDRV
- STORIOA

19B3FFFD

Explanation: Soft device bus error.

Response: If this event appears in a serviceable event view, work with the failing item list found there. If this event does not appear in a serviceable event view, no service action is required.

Failing Item:

- SIP3250
- DISKDRV
- STORIOA

19B3FFFE

Explanation: Temporary disk bus error.

Response: If this event appears in a serviceable event view, work with the failing item list found there. If this event does not appear in a serviceable event view, no service action is required.

Failing Item:

- SIP3150

(19B4) Reference codes

19B4102E

Explanation: Out of alternate sectors for disk storage.

Failing Item:

- DISKDRV
-

19B43002

Explanation: Addressed device failed to respond to selection.

Failing Item:

- DISKDRV
 - STORIOA
 - DEVBPLN
 - SASCABL
 - SASEXP
-

19B43010

Explanation: Disk device returned wrong response to IOA.

Failing Item:

- DISKDRV
 - STORIOA
 - SASCABL
 - SASEXP
-

19B43020

Explanation: Replacement device is not supported.

Failing Item:

- DISKDRV
 - STORIOA
 - SASCABL
-

19B43029

Explanation: A device replacement has occurred.

Response: No action required. This reference code is logged for information only.

19B43100

Explanation: Device bus interface error occurred.

Failing Item:

- DISKDRV
 - STORIOA
 - SASCABL
 - SASEXP
-

19B43109

Explanation: IOA timed out a disk command.

Failing Item:

- DISKDRV
 - STORIOA
 - SASCABL
 - SASEXP
-

19B4310C

Explanation: Device bus error.

Failing Item:

- SIP3250
 - DISKDRV
 - STORIOA
-

19B4310D

Explanation: Device bus error.

Failing Item:

- SIP3250
 - DISKDRV
 - STORIOA
-

19B43110

Explanation: Device bus interface error occurred.

Failing Item:

- DISKDRV
 - STORIOA
 - SASCABL
 - SASEXP
-

19B43130

Explanation: Device Licensed Internal Code.

Response: The device is not supported with the level of code currently on the system. Contact your next level of support.

Failing Item:

- SVCDOCS
-

19B434FF

Explanation: Format in progress.

Response: No action required. This reference code is logged for information only.

19B44041

Explanation: Incomplete multipath connection.

Response: Incomplete multipath connection between device backplane and device.

Failing Item:

- SIP3146
-

19B44060

Explanation: Multipath redundancy level reduced.

Response: A redundant disk unit connection has failed.

Failing Item:

- SIP3153
 - SASCABL
 - SASEXP
-

19B44061

Explanation: Multipath redundancy level increased.

Response: A redundant disk unit connection has been restored. No service action is required.

19B44100

Explanation: Device bus fabric error.

Failing Item:

- SIP3152
 - SASCABL
 - SASEXP
 - DEVBPLN
 - STORIOA
 - DISKDRV
-

19B47000

Explanation: Disk sector read error.

Response: No action required. This reference code is logged for information only.

19B47001

Explanation: Temporary disk data error.

Response: If this event appears in a serviceable event view, work with the failing item list found there. If this event does not appear in a serviceable event view, no service action is required.

Failing Item:

- DISKDRV
-

19B470DD

Explanation: System log entry only, no service action required.

19B4FFF3

Explanation: Disk media format not valid.

Failing Item:

- DISKDRV
-

19B4FFF4

Explanation: Disk device problem.

Failing Item:

- DISKDRV
 - STORIOA
-

19B4FFF5

Explanation: Disk sector read error.

Response: If this event appears in a serviceable event view, work with the failing item list found there. If this event does not appear in a serviceable event view, no service action is required.

Failing Item:

- DISKDRV
-

19B4FFF6

Explanation: Disk device detected recoverable error.

Response: If this event appears in a serviceable event view, work with the failing item list found there. If this event does not appear in a serviceable event view, no service action is required.

Failing Item:

- DISKDRV
-

19B4FFF7

Explanation: Temporary disk data error.

Response: If this event appears in a serviceable event view, work with the failing item list found there. If this event does not appear in a serviceable event view, no service action is required.

Failing Item:

- DISKDRV
-

19B4FFF9

Explanation: Temporary disk data error.

Response: If this event appears in a serviceable event view, work with the failing item list found there. If this

19B4FFFA • 19B4FFFE

event does not appear in a serviceable event view, no service action is required.

Failing Item:

- DISKDRV

19B4FFFA

Explanation: Temporary disk bus error.

Response: If this event appears in a serviceable event view, work with the failing item list found there. If this event does not appear in a serviceable event view, no service action is required.

Failing Item:

- DISKDRV
- STORIOA
- SASCABL
- SASEXP

19B4FFFB

Explanation: SAS bus reset occurred.

Response: No action required. This reference code is logged for information only.

19B4FFFC

Explanation: Soft device bus error.

Response: If this event appears in a serviceable event view, work with the failing item list found there. If this event does not appear in a serviceable event view, no service action is required.

Failing Item:

- SIP3250
- DISKDRV
- STORIOA

19B4FFFD

Explanation: Soft device bus error.

Response: If this event appears in a serviceable event view, work with the failing item list found there. If this event does not appear in a serviceable event view, no service action is required.

Failing Item:

- SIP3250
- DISKDRV
- STORIOA

19B4FFFE

Explanation: Temporary disk bus error.

Response: If this event appears in a serviceable event view, work with the failing item list found there. If this event does not appear in a serviceable event view, no service action is required.

Failing Item:

- SIP3150

(19B5) Reference codes

19B5102E

Explanation: Out of alternate sectors for disk storage.

Failing Item:

- DISKDRV
-

19B53002

Explanation: Addressed device failed to respond to selection.

Failing Item:

- DISKDRV
 - STORIOA
 - DEVBPLN
 - SASCABL
 - SASEXP
-

19B53010

Explanation: Disk device returned wrong response to IOA.

Failing Item:

- DISKDRV
 - STORIOA
 - SASCABL
 - SASEXP
-

19B53020

Explanation: Replacement device is not supported.

Failing Item:

- DISKDRV
 - STORIOA
 - SASCABL
-

19B53029

Explanation: A device replacement has occurred.

Response: No action required. This reference code is logged for information only.

19B53100

Explanation: Device bus interface error occurred.

Failing Item:

- DISKDRV
 - STORIOA
 - SASCABL
 - SASEXP
-

19B53109

Explanation: IOA timed out a disk command.

Failing Item:

- DISKDRV
 - STORIOA
 - SASCABL
 - SASEXP
-

19B5310C

Explanation: Device bus error.

Failing Item:

- SIP3250
 - DISKDRV
 - STORIOA
-

19B5310D

Explanation: Device bus error.

Failing Item:

- SIP3250
 - DISKDRV
 - STORIOA
-

19B53110

Explanation: Device bus interface error occurred.

Failing Item:

- DISKDRV
 - STORIOA
 - SASCABL
 - SASEXP
-

19B53130

Explanation: Device Licensed Internal Code.

Response: The device is not supported with the level of code currently on the system. Contact your next level of support.

Failing Item:

- SVCDOCS
-

19B534FF

Explanation: Format in progress.

Response: No action required. This reference code is logged for information only.

19B54041

Explanation: Incomplete multipath connection.

Response: Incomplete multipath connection between device backplane and device.

Failing Item:

- SIP3146

19B54060

Explanation: Multipath redundancy level reduced.

Response: A redundant disk unit connection has failed.

Failing Item:

- SIP3153
- SASCABL
- SASEXP

19B54061

Explanation: Multipath redundancy level increased.

Response: A redundant disk unit connection has been restored. No service action is required.

19B54100

Explanation: Device bus fabric error.

Failing Item:

- SIP3152
- SASCABL
- SASEXP
- DEVBPLN
- STORIOA
- DISKDRV

19B57000

Explanation: Disk sector read error.

Response: No action required. This reference code is logged for information only.

19B57001

Explanation: Temporary disk data error.

Response: If this event appears in a serviceable event view, work with the failing item list found there. If this event does not appear in a serviceable event view, no service action is required.

Failing Item:

- DISKDRV

19B570DD

Explanation: System log entry only, no service action required.

19B5FFF3

Explanation: Disk media format not valid.

Failing Item:

- DISKDRV

19B5FFF4

Explanation: Disk device problem.

Failing Item:

- DISKDRV
- STORIOA

19B5FFF5

Explanation: Disk sector read error.

Response: If this event appears in a serviceable event view, work with the failing item list found there. If this event does not appear in a serviceable event view, no service action is required.

Failing Item:

- DISKDRV

19B5FFF6

Explanation: Disk device detected recoverable error.

Response: If this event appears in a serviceable event view, work with the failing item list found there. If this event does not appear in a serviceable event view, no service action is required.

Failing Item:

- DISKDRV

19B5FFF7

Explanation: Temporary disk data error.

Response: If this event appears in a serviceable event view, work with the failing item list found there. If this event does not appear in a serviceable event view, no service action is required.

Failing Item:

- DISKDRV

19B5FFF9

Explanation: Temporary disk data error.

Response: If this event appears in a serviceable event view, work with the failing item list found there. If this

event does not appear in a serviceable event view, no service action is required.

Failing Item:

- DISKDRV

19B5FFFA

Explanation: Temporary disk bus error.

Response: If this event appears in a serviceable event view, work with the failing item list found there. If this event does not appear in a serviceable event view, no service action is required.

Failing Item:

- DISKDRV
- STORIOA
- SASCABL
- SASEXP

19B5FFFB

Explanation: SAS bus reset occurred.

Response: No action required. This reference code is logged for information only.

19B5FFFC

Explanation: Soft device bus error.

Response: If this event appears in a serviceable event view, work with the failing item list found there. If this event does not appear in a serviceable event view, no service action is required.

Failing Item:

- SIP3250
- DISKDRV
- STORIOA

19B5FFFD

Explanation: Soft device bus error.

Response: If this event appears in a serviceable event view, work with the failing item list found there. If this event does not appear in a serviceable event view, no service action is required.

Failing Item:

- SIP3250
- DISKDRV
- STORIOA

19B5FFFE

Explanation: Temporary disk bus error.

Response: If this event appears in a serviceable event view, work with the failing item list found there. If this event does not appear in a serviceable event view, no service action is required.

Failing Item:

- SIP3150

(19B7) Reference codes

19B7102E

Explanation: Out of alternate sectors for disk storage.

Failing Item:

- DISKDRV
-

19B73002

Explanation: Addressed device failed to respond to selection.

Failing Item:

- DISKDRV
 - STORIOA
 - DEVBPLN
 - SASCABL
 - SASEXP
-

19B73010

Explanation: Disk device returned wrong response to IOA.

Failing Item:

- DISKDRV
 - STORIOA
 - SASCABL
 - SASEXP
-

19B73020

Explanation: Replacement device is not supported.

Failing Item:

- DISKDRV
 - STORIOA
 - SASCABL
-

19B73029

Explanation: A device replacement has occurred.

Response: No action required. This reference code is logged for information only.

19B73100

Explanation: Device bus interface error occurred.

Failing Item:

- DISKDRV
 - STORIOA
 - SASCABL
 - SASEXP
-

19B73109

Explanation: IOA timed out a disk command.

Failing Item:

- DISKDRV
 - STORIOA
 - SASCABL
 - SASEXP
-

19B7310C

Explanation: Device bus error.

Failing Item:

- SIP3250
 - DISKDRV
 - STORIOA
-

19B7310D

Explanation: Device bus error.

Failing Item:

- SIP3250
 - DISKDRV
 - STORIOA
-

19B73110

Explanation: Device bus interface error occurred.

Failing Item:

- DISKDRV
 - STORIOA
 - SASCABL
 - SASEXP
-

19B73130

Explanation: Device Licensed Internal Code.

Response: The device is not supported with the level of code currently on the system. Contact your next level of support.

Failing Item:

- SVCDOCS
-

19B734FF

Explanation: Format in progress.

Response: No action required. This reference code is logged for information only.

19B74041

Explanation: Incomplete multipath connection.

Response: Incomplete multipath connection between device backplane and device.

Failing Item:

- SIP3146
-

19B74060

Explanation: Multipath redundancy level reduced.

Response: A redundant disk unit connection has failed.

Failing Item:

- SIP3153
 - SASCABL
 - SASEXP
-

19B74061

Explanation: Multipath redundancy level increased.

Response: A redundant disk unit connection has been restored. No service action is required.

19B74100

Explanation: Device bus fabric error.

Failing Item:

- SIP3152
 - SASCABL
 - SASEXP
 - DEVBPLN
 - STORIOA
 - DISKDRV
-

19B77000

Explanation: Disk sector read error.

Response: No action required. This reference code is logged for information only.

19B77001

Explanation: Temporary disk data error.

Response: If this event appears in a serviceable event view, work with the failing item list found there. If this event does not appear in a serviceable event view, no service action is required.

Failing Item:

- DISKDRV
-

19B770DD

Explanation: System log entry only, no service action required.

19B7FFF3

Explanation: Disk media format not valid.

Failing Item:

- DISKDRV
-

19B7FFF4

Explanation: Disk device problem.

Failing Item:

- DISKDRV
 - STORIOA
-

19B7FFF5

Explanation: Disk sector read error.

Response: If this event appears in a serviceable event view, work with the failing item list found there. If this event does not appear in a serviceable event view, no service action is required.

Failing Item:

- DISKDRV
-

19B7FFF6

Explanation: Disk device detected recoverable error.

Response: If this event appears in a serviceable event view, work with the failing item list found there. If this event does not appear in a serviceable event view, no service action is required.

Failing Item:

- DISKDRV
-

19B7FFF7

Explanation: Temporary disk data error.

Response: If this event appears in a serviceable event view, work with the failing item list found there. If this event does not appear in a serviceable event view, no service action is required.

Failing Item:

- DISKDRV
-

19B7FFF9

Explanation: Temporary disk data error.

Response: If this event appears in a serviceable event view, work with the failing item list found there. If this

19B7FFFA • 19B7FFFE

event does not appear in a serviceable event view, no service action is required.

Failing Item:

- DISKDRV
-

19B7FFFA

Explanation: Temporary disk bus error.

Response: If this event appears in a serviceable event view, work with the failing item list found there. If this event does not appear in a serviceable event view, no service action is required.

Failing Item:

- DISKDRV
 - STORIOA
 - SASCABL
 - SASEXP
-

19B7FFFB

Explanation: SAS bus reset occurred.

Response: No action required. This reference code is logged for information only.

19B7FFFC

Explanation: Soft device bus error.

Response: If this event appears in a serviceable event view, work with the failing item list found there. If this event does not appear in a serviceable event view, no service action is required.

Failing Item:

- SIP3250
 - DISKDRV
 - STORIOA
-

19B7FFFD

Explanation: Soft device bus error.

Response: If this event appears in a serviceable event view, work with the failing item list found there. If this event does not appear in a serviceable event view, no service action is required.

Failing Item:

- SIP3250
- DISKDRV
- STORIOA

19B7FFFE

Explanation: Temporary disk bus error.

Response: If this event appears in a serviceable event view, work with the failing item list found there. If this event does not appear in a serviceable event view, no service action is required.

Failing Item:

- SIP3150

(2058) Reference codes

2058B990

Explanation: I/O adapter hardware error detected.

Failing Item:

- IOA

- FI00130
- IOP
- MA_BRDG

(2105) Reference codes

21053002

Explanation: Addressed device is not responding.

Failing Item:

- FCPORT
- FCDEV
- FCIOA
- FCINTF
- OPT_CLN

- FCIOA
- OPT_CLN

21053010

Explanation: Disk device returned wrong response to IOP.

Failing Item:

- FCDEV
- FCIOA
- OPT_CLN

21053109

Explanation: IOP timed out a disk command.

Failing Item:

- FCDEV
- FCINTF
- FCIOA
- OPT_CLN

21053020

Explanation: Storage subsystem configuration error.

Response: If an MES is being installed, verify the configuration.

Failing Item:

- FCDEV
- FCIOA
- OPT_CLN

21053160

Explanation: The volume in use is no longer accessible.

Response: The storage subsystem configuration was changed, causing the volume in use to no longer be accessible.

Failing Item:

- FCDEV

21053029

Explanation: This SRC is surfaced when the IOP detects that a device has changed Serial numbers. A device replacement has occurred.

Response: No action required. This reference code is logged for information only.

21053100

Explanation: Fibre Channel interface error occurred.

Failing Item:

- FCINTF
- FCDEV

21053161

Explanation: The volume in use is no longer accessible.

Response: Storage subsystem copy services functions have caused the volume in use to no longer be accessible.

Failing Item:

- FCDEV

21053162

Explanation: The volume has been released.

The storage subsystem configuration was changed. The volume that was not in use was removed and is no longer accessible.

Response: No action required. This reference code is logged for information only.

210534FF

Explanation: Format in progress.

2105FFF3 • 21073100

Response: The device indicated that a format is in progress. When the format is complete, the device should be usable. No action is required. This reference code is logged for information only.

2105FFF3

Explanation: Disk media format bad.

Failing Item:

- FCDEV

2105FFF4

Explanation: Disk device problem.

Failing Item:

- FCDEV

2105FFF5

Explanation: Disk sector read error.

Failing Item:

- FCDEV

2105FFF6

Explanation: Disk device detected recoverable error.

Response: If this event appears in a serviceable event view, work with the failing item list found there. If this event does not appear in a serviceable event view, no service action is required.

Failing Item:

- FCDEV

2105FFFA

Explanation: Disk device wrong response was recovered by the IOP.

Response: If this event appears in a serviceable event view, work with the failing item list found there. If this event does not appear in a serviceable event view, no service action is required.

Failing Item:

- FCDEV
- FCIOA
- OPT_CLN

2105FFFE

Explanation: Temporary Fibre Channel interface error.

Response: If this event appears in a serviceable event view, work with the failing item list found there. If this event does not appear in a serviceable event view, no service action is required.

Failing Item:

- FCINTF
- FCDEV
- FCIOA
- OPT_CLN

(2107) Reference codes

21073002

Explanation: Addressed device is not responding.

Failing Item:

- FCPORT
- FCDEV
- FCIOA
- FCINTF
- OPT_CLN

Explanation: Storage subsystem configuration error.

Response: If an MES is being installed, verify the configuration.

Failing Item:

- FCDEV
- FCIOA
- OPT_CLN

21073010

Explanation: Disk device returned wrong response to IOP.

Failing Item:

- FCDEV
- FCIOA
- OPT_CLN

21073029

Explanation: This SRC is surfaced when the IOP detects that a device has changed Serial numbers. A device replacement has occurred.

Response: No action required. This reference code is logged for information only.

21073100

Explanation: Fibre Channel interface error occurred.

Failing Item:

- FCINTF

- FCDEV
- FCIOA
- OPT_CLN

21073109

Explanation: IOP timed out a disk command.

Failing Item:

- FCDEV
- FCINTF
- FCIOA
- OPT_CLN

21073160

Explanation: The volume in use is no longer accessible.

Response: The storage subsystem configuration was changed, causing the volume in use to no longer be accessible.

Failing Item:

- FCDEV

21073161

Explanation: The volume in use is no longer accessible.

Response: Storage subsystem copy services functions have caused the volume in use to no longer be accessible.

Failing Item:

- FCDEV

21073162

Explanation: The volume has been released.

The storage subsystem configuration was changed. The volume that was not in use was removed and is no longer accessible.

Response: No action required. This reference code is logged for information only.

210734FF

Explanation: Format in progress.

Response: The device indicated that a format is in progress. When the format is complete, the device should be usable. No action is required. This reference code is logged for information only.

2107FFF3

Explanation: Disk media format bad.

Failing Item:

- FCDEV

2107FFF4

Explanation: Disk device problem.

Failing Item:

- FCDEV

2107FFF5

Explanation: Disk sector read error.

Failing Item:

- FCDEV

2107FFF6

Explanation: Disk device detected recoverable error.

Response: If this event appears in a serviceable event view, work with the failing item list found there. If this event does not appear in a serviceable event view, no service action is required.

Failing Item:

- FCDEV

2107FFFA

Explanation: Disk device wrong response was recovered by the IOP.

Response: If this event appears in a serviceable event view, work with the failing item list found there. If this event does not appear in a serviceable event view, no service action is required.

Failing Item:

- FCDEV
- FCIOA
- OPT_CLN

2107FFFE

Explanation: Temporary Fibre Channel interface error.

Response: If this event appears in a serviceable event view, work with the failing item list found there. If this event does not appear in a serviceable event view, no service action is required.

Failing Item:

- FCINTF
- FCDEV
- FCIOA
- OPT_CLN

(2145) Reference codes

21453002

Explanation: Addressed device is not responding.

Failing Item:

- FCPORT
 - FCDEV
 - FCIOA
 - FCINTF
 - OPT_CLN
-

21453010

Explanation: Disk device returned wrong response to IOP.

Failing Item:

- FCDEV
 - FCIOA
 - OPT_CLN
-

21453020

Explanation: Storage subsystem configuration error.

Response: If an MES is being installed, verify the configuration.

Failing Item:

- FCDEV
 - FCIOA
 - OPT_CLN
-

21453029

Explanation: This SRC is surfaced when the IOP detects that a device has changed Serial numbers. A device replacement has occurred.

Response: No action required. This reference code is logged for information only.

21453100

Explanation: Fibre Channel interface error occurred.

Failing Item:

- FCINTF
 - FCDEV
 - FCIOA
 - OPT_CLN
-

21453109

Explanation: IOP timed out a disk command.

Failing Item:

- FCDEV
 - FCINTF
 - FCIOA
 - OPT_CLN
-

21453160

Explanation: The volume in use is no longer accessible.

Response: The storage subsystem configuration was changed, causing the volume in use to no longer be accessible.

Failing Item:

- FCDEV
-

21453161

Explanation: The volume in use is no longer accessible.

Response: Storage subsystem copy services functions have caused the volume in use to no longer be accessible.

Failing Item:

- FCDEV
-

21453162

Explanation: The volume has been released.

The storage subsystem configuration was changed. The volume that was not in use was removed and is no longer accessible.

Response: No action required. This reference code is logged for information only.

214534FF

Explanation: Format in progress.

Response: The device indicated that a format is in progress. When the format is complete, the device should be usable. No action is required. This reference code is logged for information only.

2145FFF3

Explanation: Disk media format bad.

Failing Item:

- FCDEV
-

2145FFF4

Explanation: Disk device problem.

Failing Item:

- FCDEV

2145FFF5

Explanation: Disk sector read error.

Failing Item:

- FCDEV

2145FFF6

Explanation: Disk device detected recoverable error.

Response: If this event appears in a serviceable event view, work with the failing item list found there. If this event does not appear in a serviceable event view, no service action is required.

Failing Item:

- FCDEV

2145FFFA

Explanation: Disk device wrong response was recovered by the IOP.

Response: If this event appears in a serviceable event

view, work with the failing item list found there. If this event does not appear in a serviceable event view, no service action is required.

Failing Item:

- FCDEV
- FCIOA
- OPT_CLN

2145FFFE

Explanation: Temporary Fibre Channel interface error.

Response: If this event appears in a serviceable event view, work with the failing item list found there. If this event does not appear in a serviceable event view, no service action is required.

Failing Item:

- FCINTF
- FCDEV
- FCIOA
- OPT_CLN

(266D) Reference codes**266DA001**

Explanation: I/O adapter Licensed Internal Code error detected.

Failing Item:

- AJDG301

Explanation: I/O adapter hardware error detected.

Failing Item:

- IOA
- AJDG301

266DB9B0**(266E) Reference codes****266EA001**

Explanation: I/O adapter Licensed Internal Code error detected.

Failing Item:

- AJDG301

Explanation: I/O adapter hardware error detected.

Failing Item:

- IOA
- AJDG301

266EB9B0**(266F) Reference codes****266FA001**

Explanation: I/O adapter Licensed Internal Code error detected.

Failing Item:

- AJDG301

266FB904

Explanation: I/O Adapter Licensed Internal Code failed.

Failing Item:

- AJDGP01
- FI00719

266FB934

Explanation: Incompatible hardware detected.

Failing Item:

- FI00719
- FI00718

266FB940

Explanation: I/O adapter hardware error detected.

Failing Item:

- FI00719
- FI00718
- AJDGP01
- MA_BRDG

266FB941

Explanation: One half of I/O adapter failed.

Failing Item:

- FI00719
- FI00718
- AJDGP01

266FB942

Explanation: One half of I/O adapter failed.

Failing Item:

- FI00719
- FI00718
- AJDGP01

266FB9B0

Explanation: I/O adapter hardware error detected.

Failing Item:

- IOA
- AJDG301

(2689) Reference codes

26890A17

Explanation: A permanent I/O processor failure occurred.

Failing Item:

- IOA
- AJDG301
- AJDGP01

Check other errors reported to the system and correct them.

Failing Item:

- IOA
- AJDGP01

26890A22

Explanation: Adapter card storage error.

Failing Item:

- AJDGP01
- AJDG301
- IOA

26893000

Explanation: An I/O adapter failure occurred.

Failing Item:

- IOA
- AJDGP01

26891307

Explanation: I/O adapter resource not available.

Failing Item:

- AJDGP01
- AJDG301

26893001

Explanation: I/O adapter Licensed Internal Code failed.

Failing Item:

- IOA
- AJDGP01

26891310

Explanation: I/O adapter resource not available.

Response: The INA processor error log is being filled faster than the errors are being reported to the system.

26893006

Explanation: An I/O adapter failure occurred.

Failing Item:

- IOA
- ANYBUS

26893080

Explanation: I/O adapter Licensed Internal Code failed.

Failing Item:

- AJDGP01

26893081

Explanation: I/O adapter error; logged only.

26893084

Explanation: An I/O adapter failure occurred.

Failing Item:

- AJDGP01
- IOA

26893087

Explanation: I/O adapter resource not available.

Failing Item:

- AJDGP01
- AJDG301
- NTUSER

26896070

Explanation: An I/O adapter failure occurred.

Failing Item:

- IOA

26896071

Explanation: I/O adapter Licensed Internal Code failed.

Failing Item:

- AJDGP01

26896072

Explanation: I/O adapter Licensed Internal Code failed.

Failing Item:

- AJDGP01
- IOA

26896075

Explanation: I/O adapter resource not available.

Failing Item:

- AJDGP01

26896083

Explanation: I/O adapter Licensed Internal Code failed.

Failing Item:

- AJDGP01
- IOA

26896085

Explanation: I/O adapter Licensed Internal Code failed.

Failing Item:

- AJDGP01
- IOA

26896201

Explanation: A permanent I/O processor failure occurred.

Failing Item:

- IOA
- AJDGP01

26896202

Explanation: I/O processor Licensed Internal Code error.

Failing Item:

- AJDGP01
- IOA

26896203

Explanation: A permanent I/O processor failure occurred.

Failing Item:

- NETSERV
- IOA
- AJDGP01

26896210

Explanation: I/O processor Licensed Internal Code error.

Failing Item:

- NETSERV
- AJDGP01

26896222

Explanation: A permanent I/O processor failure occurred.

Failing Item:

- AJDGP01
- IOA

26896223

Explanation: A permanent I/O processor failure occurred.

Failing Item:

- IOA
- AJDGP01

26896225

Explanation: A permanent I/O processor failure occurred.

Failing Item:

- AJDGP01
- AJDG301
- IOA

26896226

Explanation: I/O processor card detected device error.

Failing Item:

- AJDG301
- AS4NTDD

26896227

Explanation: A HostLAN error was detected.

Failing Item:

- NTUSER
- AJDGP01
- IOA

26896228

Explanation: Windows initiated a warm boot.

Failing Item:

- AJDGP01
- IOA

26896501

Explanation: A Windows fatal error occurred.

Failing Item:

- IOA

- AJDGP01

26896502

Explanation: A Windows fatal error occurred.

Failing Item:

- AJDGP01
- IOA

26896530

Explanation: A Virtual SCSI error was detected.

Failing Item:

- NTVSCSI
- NTOPSYS

26896531

Explanation: A Virtual SCSI error was detected.

Failing Item:

- NTVSCSI
- AS4NTDD
- NTOPSYS
- AJDGP01

26896532

Explanation: A Virtual SCSI error was detected.

Failing Item:

- NTOPSYS
- AJDGP01
- AS4NTDD

26896533

Explanation: A Virtual SCSI error was detected.

Failing Item:

- NTUSER
- NTOPSYS
- AS4NTDD

26896534

Explanation: A Virtual SCSI error was detected.

Failing Item:

- AS4NTDD
- AJDGP01
- NTOPSYS

26896535

Explanation: A Virtual SCSI error was detected.

Failing Item:

- NTUSER
 - NTDEVDR
 - AJDGP01
-

26896538

Explanation: A Virtual SCSI error was detected.

Failing Item:

- NTVSCSI
 - NTOPSYS
-

26896539

Explanation: A Virtual SCSI error was detected.

Failing Item:

- NTVSCSI
 - AS4NTDD
 - NTOPSYS
 - AJDGP01
-

2689653A

Explanation: A Virtual SCSI error was detected.

Failing Item:

- NTOPSYS
 - AJDGP01
 - AS4NTDD
-

2689653B

Explanation: A Virtual SCSI error was detected.

Failing Item:

- NTUSER
 - NTOPSYS
 - AS4NTDD
-

2689653C

Explanation: A Virtual SCSI error was detected.

Failing Item:

- AS4NTDD
 - AJDGP01
 - NTOPSYS
-

2689653D

Explanation: A Virtual SCSI error was detected.

Failing Item:

- NTUSER
 - NTDEVDR
 - AJDGP01
-

2689653F

Explanation: A Virtual SCSI error was detected.

Failing Item:

- NTDEVDR
 - NTOPSYS
 - AJDG301
-

26896540

Explanation: A Virtual SCSI error was detected.

Failing Item:

- NTVSCSI
 - AJDGP01
 - AJDG301
-

26896541

Explanation: A permanent I/O processor failure occurred.

Failing Item:

- IOA
 - AJDGP01
-

26896542

Explanation: Licensed Internal Code error detected.

Failing Item:

- AJDG301
 - AJDGP01
-

26896543

Explanation: A Windows fatal error occurred.

Failing Item:

- NTOPSYS
 - NTVSCSI
-

26896544

Explanation: A Virtual SCSI error was detected.

Failing Item:

- NTVSCSI
- NTOPSYS

26896580

Explanation: A Windows fatal error occurred.

Failing Item:

- DISKIMG
- IOA
- AJDGP01

26896590

Explanation: A Netfinity Server error was detected.

268965B0

Explanation: A HostLAN error was detected.

Failing Item:

- NTLANDD
- NTOPSYS

268965B1

Explanation: A HostLAN error was detected.

Failing Item:

- NTLANDD
- NTOPSYS
- AJDG301

268965B2

Explanation: A HostLAN error was detected.

Failing Item:

- NTDEVDR
- NTOPSYS
- AJDG301

26898301

Explanation: An I/O adapter failure occurred.

Failing Item:

- AJDGP01
- IOA

2689B3B1

Explanation: A permanent I/O processor failure occurred.

Failing Item:

- IOA

2689B3B2

Explanation: A permanent I/O processor failure occurred.

Failing Item:

- IOA

2689B3B3

Explanation: A permanent I/O processor failure occurred.

Failing Item:

- IOA

2689B3B4

Explanation: A permanent I/O processor failure occurred.

Failing Item:

- IOA

2689B3B5

Explanation: A permanent I/O processor failure occurred.

Failing Item:

- IOA

2689B3B6

Explanation: A permanent I/O processor failure occurred.

Failing Item:

- IOA

2689B3B7

Explanation: A permanent I/O processor failure occurred.

Failing Item:

- IOA

2689B3B8

Explanation: An I/O adapter failure occurred.

Failing Item:

- IOA

2689B3B9

Explanation: A permanent I/O processor failure occurred.

Failing Item:

- IOA

2689B3E0

Explanation: I/O processor detected a fault condition.

Failing Item:

- IOA
-

2689B3E1

Explanation: An I/O adapter failure occurred.

Failing Item:

- IOA
-

2689B4B0

Explanation: I/O adapter hardware error detected.

Failing Item:

- IOA
-

2689B4B1

Explanation: A Netfinity Server error was detected.

Failing Item:

- NETSERV
 - AJDGP01
-

2689B4B9

Explanation: An I/O adapter failure occurred.

Failing Item:

- IOA
-

2689B4BC

Explanation: A Netfinity Server error was detected.

Failing Item:

- NETSERV
-

2689B4BF

Explanation: A Netfinity Server error was detected.

Failing Item:

- NSCABLE
-

2689B904

Explanation: A permanent I/O processor failure occurred.

Failing Item:

- AJDGP01
- IOA

2689B935

Explanation: Incompatible hardware detected.

Failing Item:

- AJDGP01
 - IOA
-

2689B960

Explanation: I/O processor Licensed Internal Code error.

Failing Item:

- AJDGP01
 - IOA
-

2689BE00

Explanation: An I/O adapter failure occurred.

Failing Item:

- AJDGP01
- IOA

(2742) Reference codes

2742A001

Explanation: Communications I/O adapter software error or failure configuring hardware.

Failing Item:

- NEXTLVL

- FI00719
- AJDGP01
- MA_BRDG

2742B940

Explanation: I/O adapter hardware error detected.

Failing Item:

2742B941

Explanation: One of the ports on the IOA has failed.

Failing Item:

- FI00719
- AJDGP01

(2743) Reference codes

2743B950

Explanation: Licensed Internal Code error.

Failing Item:

- AJDGP01
- FI00718
- FI00719

Explanation: I/O adapter hardware error detected.

Failing Item:

- FI00719
- FI00718
- AJDGP01
- MA_BRDG

2743B951

(2744) Reference codes

2744B904

Explanation: I/O adapter Licensed Internal Code failed.

Failing Item:

- AJDGP01
- FI00719

2744B921

Explanation: I/O adapter hardware error detected.

Failing Item:

- FI00719
- FI00718
- AJDGP01
- MA_BRDG

2744B920

Explanation: I/O adapter Licensed Internal Code failed.

Failing Item:

- AJDGP01
- FI00718
- FI00719

2744B934

Explanation: Incompatible hardware detected.

Failing Item:

- FI00719
- FI00718

(2745) Reference codes

2745B904

Explanation: I/O Adapter Licensed Internal Code failed.

Failing Item:

- AJDGP01
- FI00719

2745B934

Explanation: Incompatible hardware detected.

Failing Item:

- FI00719
- FI00718

2745B940**Explanation:** I/O adapter hardware error detected.**Failing Item:**

- FI00719
- FI00718
- AJDGP01
- MA_BRDG

2745B941**Explanation:** One half of I/O adapter failed.**Failing Item:**

- FI00719
- FI00718
- AJDGP01

2745B942**Explanation:** One half of I/O adapter failed.**Failing Item:**

- FI00719
- FI00718
- AJDGP01

(2746) Reference codes

2746B904**Explanation:** I/O Adapter Licensed Internal Code failed.**Failing Item:**

- AJDGP01
- FI00719

- FI00718
- AJDGP01
- MA_BRDG

2746B941**Explanation:** One half of I/O adapter failed.**Failing Item:**

- FI00719
- FI00718
- AJDGP01

2746B934**Explanation:** Incompatible hardware detected.**Failing Item:**

- FI00719
- FI00718

2746B942**Explanation:** One half of I/O adapter failed.**Failing Item:**

- FI00719
- FI00718
- AJDGP01

2746B940**Explanation:** I/O adapter hardware error detected.**Failing Item:**

- FI00719

(2749) Reference codes

27490A17**Explanation:** A permanent I/O processor failure occurred.**Failing Item:**

- IOP
- MA_BRDG
- AJDGP01
- AJDG301

- AJDGP01
- AJDG301
- IOP
- MA_BRDG

2749102E**Explanation:** Out of alternate sectors for disk storage.**Failing Item:**

- FI01105

27490A22**Explanation:** I/O processor detected a storage transfer error.**Failing Item:**

27491306**Explanation:** I/O processor card or Licensed Internal Code error.

27491307 • 27493006

Response: A microprocessor exception occurred on the I/O processor.

Failing Item:

- AJDGP01
 - IOP
 - FI01104
 - BACKPLN
-

27491307

Explanation: I/O processor resource not available.

Failing Item:

- AJDGP01
 - AJDG301
-

27491310

Explanation: I/O processor resource not available.

Response: The I/O processor error log is being filled faster than the errors are being reported to the system. Check other errors reported to the system and correct them.

27491317

Explanation: I/O processor card error.

Response: Display the Service Action Log entry for this SRC. If the Failing Item indicates IOP, then replace the IOP. If the Failing Item indicates SVCDOCS, then do NOT replace the IOP. This is a recoverable error. Perform the following:

1. If the I/O Processor is not operable and disk units are attached, use Hardware Service Manager to re-IPL the IOP. Other resources attached to the IOP may then need to be Varied On.
2. If disk units are not attached, perform the VRYCFG RESET(*YES) command to reset the IOP and Vary On attached resources.

Failing Item:

- SVCDOCS
-

27492200

Explanation: I/O processor Licensed Internal Code error.

Failing Item:

- AJDGP01
-

27492201

Explanation: Removable media error during IPL.

Failing Item:

- USER
-

- FI01105
-

27492202

Explanation: Removable media error during IPL.

Failing Item:

- FI00022
 - FI01105
-

27493000

Explanation: A permanent I/O processor failure occurred.

Failing Item:

- FI01101
 - IOP
 - MA_BRDG
-

27493001

Explanation: Not valid condition in I/O Processor Licensed Internal Code.

Response: The Licensed Internal Code found a condition that should not have occurred.

Failing Item:

- IOP
 - AJDGP01
-

27493002

Explanation: Addressed device failed to respond to selection.

Failing Item:

- IOPIP16
 - FI01105
 - STORIOA
 - FI01140
 - FI01141
 - FI01106
-

27493006

Explanation: System bus error.

Failing Item:

- IOP
 - ANYBUS
 - FI01101
-

27493020

Explanation: I/O processor detected a SCSI bus configuration error.

Response: Error occurred on SCSI bus 0.

Failing Item:

- IOPIP17
 - USER
 - FI01107
 - STORIOA
-

27493021

Explanation: I/O processor detected a SCSI bus configuration error.

Response: Error occurred on SCSI bus 1.

Failing Item:

- IOPIP17
 - USER
 - FI01107
 - STORIOA
-

27493022

Explanation: I/O processor detected a SCSI bus configuration error.

Response: Error occurred on SCSI bus 2.

Failing Item:

- IOPIP17
 - USER
 - FI01107
 - STORIOA
-

27493023

Explanation: I/O processor detected a SCSI bus configuration error.

Response: Error occurred on SCSI bus 3.

Failing Item:

- IOPIP17
 - USER
 - FI01107
 - STORIOA
-

27493080

Explanation: I/O processor Licensed Internal Code error.

Failing Item:

- AJDGP01

27493081

Explanation: System log entry only, no service action required.

27493084

Explanation: I/O processor card or Licensed Internal Code error.

Response: A microprocessor exception occurred on the I/O processor.

Failing Item:

- AJDGP01
 - IOP
 - FI01104
 - MA_BRDG
-

27493087

Explanation: I/O processor resource not available.

Response: The Licensed Internal Code could not allocate resources on the I/O processor card.

Failing Item:

- AJDGP01
 - AJDG301
 - IOACNFG
 - FI01104
-

27493100

Explanation: I/O processor card detected interface error.

Response: Error occurred on SCSI bus 0.

Failing Item:

- IOPIP13
 - FI01107
 - STORIOA
 - FI01140
 - DEVBPLN
-

27493101

Explanation: I/O processor card detected interface error.

Response: Error occurred on SCSI bus 1.

Failing Item:

- IOPIP13
- FI01107
- STORIOA
- FI01140
- DEVBPLN

27493102

Explanation: I/O processor card detected interface error.

Response: Error occurred on SCSI bus 2.

Failing Item:

- IOPIP13
- FI01107
- STORIOA
- FI01140
- DEVBPLN

27493103

Explanation: I/O processor card detected interface error.

Response: Error occurred on SCSI bus 3.

Failing Item:

- IOPIP13
- FI01107
- STORIOA
- FI01140
- DEVBPLN

27493109

Explanation: I/O processor timed out a device command.

Failing Item:

- IOPIP16
- FI01105
- STORIOA
- FI01140
- BACKPLN
- FI01106

27493110

Explanation: I/O processor card detected interface error.

Failing Item:

- IOPIP16
- FI01105
- STORIOA
- FI01140
- BACKPLN
- FI01106

27493120

Explanation: I/O Processor detected that the bus is not operational.

Response: A device was added to SCSI bus 0 of the I/O Adapter and caused the bus to become not operational. Remove the device.

Failing Item:

- SVCDOCS

27493121

Explanation: I/O Processor detected that the bus is not operational.

Response: A device was added to SCSI bus 1 of the I/O Adapter and caused the bus to become not operational. Remove the device.

Failing Item:

- SVCDOCS

27493122

Explanation: I/O Processor detected that the bus is not operational.

Response: A device was added to SCSI bus 2 of the I/O Adapter and caused the bus to become not operational. Remove the device.

Failing Item:

- SVCDOCS

27493123

Explanation: I/O Processor detected that the bus is not operational.

Response: A device was added to SCSI bus 3 of the I/O Adapter and caused the bus to become not operational. Remove the device.

Failing Item:

- SVCDOCS

27493136

Explanation: The removable media device is assigned elsewhere.

Failing Item:

- USER
- FI01105

27493140

Explanation: I/O Processor detected that the bus is now operational.

Response: This reference code and the 3120 reference code that occurred before it require no service action,

since SCSI bus 0 is now operational.

27493141

Explanation: I/O Processor detected that the bus is now operational.

Response: This reference code and the 3121 reference code that occurred before it require no service action, since SCSI bus 1 is now operational.

27493142

Explanation: I/O Processor detected that the bus is now operational.

Response: This reference code and the 3122 reference code that occurred before it require no service action, since SCSI bus 2 is now operational.

27493143

Explanation: I/O Processor detected that the bus is now operational.

Response: This reference code and the 3123 reference code that occurred before it require no service action, since SCSI bus 3 is now operational.

27493150

Explanation: I/O processor detected a SCSI bus configuration error.

Response: Internal and external SCSI cables are connected to SCSI bus 0 at the same time. Correct the SCSI bus 0 configuration.

Failing Item:

- SVCDOCS

27493151

Explanation: I/O processor detected a SCSI bus configuration error.

Response: Internal and external SCSI cables are connected to SCSI bus 1 at the same time. Correct the SCSI bus 1 configuration.

Failing Item:

- SVCDOCS

27493200

Explanation: A tape/CD or disk device reported a failure.

Failing Item:

- FI01105
- STORIOA
- IOP
- MEDIA

27493203

Explanation: Disk media format bad.

Failing Item:

- FI01105

27493205

Explanation: Disk sector read error.

Response: Disk unit data may need to be reloaded, but the disk unit does not need to be replaced.

Failing Item:

- FI01105

27493215

Explanation: Disk sector read error.

Response: Disk unit data may need to be reloaded, but the disk unit does not need to be replaced.

Failing Item:

- FI01105

27493250

Explanation: Disk unit requires initialization before use.

Response: Perform a D-IPL and work on errors found in the log.

Failing Item:

- USER

27493300

Explanation: Storage unit detected a media problem.

Failing Item:

- IOPIP01
- MEDIA
- FI00121
- FI01141

27493400

Explanation: I/O processor card detected device error.

Response: NOTE: If external devices are attached check EXTSCSI and DEVTERM first.

Failing Item:

- FI02112
- STORIOA
- FI01106
- DEVTERM
- FI01140

27493401

Explanation: Device backplane problem.

Failing Item:

- DEVBPLN

27493501

Explanation: I/O processor Licensed Internal Code error.

Failing Item:

- AJDGP01
- IOP

27493600

Explanation: System log entry only, no service action required.

27493601

Explanation: System log entry only, no service action required.

27496070

Explanation: A permanent I/O processor failure occurred.

Failing Item:

- IOP

27496071

Explanation: I/O processor Licensed Internal Code error.

Failing Item:

- AJDGP01

27496072

Explanation: I/O processor Licensed Internal Code error.

Failing Item:

- AJDGP01
- IOP

27496073

Explanation: IPL device not ready.

Failing Item:

- MEDIA
- FI01105
- USER

27496075

Explanation: I/O processor resource not available.

Failing Item:

- AJDGP01

27496076

Explanation: I/O processor card detected media error.

Failing Item:

- MEDIA
- AJDGP01
- FI01105

27496081

Explanation: I/O processor Licensed Internal Code error.

Failing Item:

- AJDGP01
- IOP

27496082

Explanation: I/O processor Licensed Internal Code error.

Failing Item:

- AJDGP01
- IOP

27496083

Explanation: I/O processor Licensed Internal Code error.

Failing Item:

- AJDGP01
- IOP

27496085

Explanation: I/O processor Licensed Internal Code error.

Failing Item:

- AJDGP01
- IOP
- MA_BRDG

27496200

Explanation: A permanent IOA hardware error occurred.

Failing Item:

- FCIOA

- OPT_CLN

27496201

Explanation: IOA LID is not valid.

Failing Item:

- AJDGP01

27496602

Explanation: An I/O processor Licensed Internal Code error occurred.

Failing Item:

- AJDGP01

27498000

Explanation: A permanent IOP or cache adapter card failure occurred.

Response: DO NOT replace both FRUs at the same time. Exchange the FRUs one at a time in the order shown.

Failing Item:

- STORIOA
- CACHE

27498002

Explanation: A permanent cache adapter card failure occurred.

Response: DO NOT replace both FRUs at the same time. Exchange the FRUs one at a time in the order shown.

Failing Item:

- CACHE
- STORIOA

27498004

Explanation: Voltage drop detected on I/O processor 5 volt power supply.

Failing Item:

- FI01141
- STORIOA

27498005

Explanation: A recoverable IOP or cache adapter card error occurred.

Response: DO NOT replace both FRUs at the same time. Exchange the FRUs one at a time in the order shown.

Failing Item:

- STORIOA
- CACHE

27498007

Explanation: A recoverable cache adapter card error occurred.

Response: DO NOT replace both FRUs at the same time. Exchange the FRUs one at a time in the order shown.

Failing Item:

- CACHE
- STORIOA

27498010

Explanation: A permanent cache adapter card failure occurred.

Response: The cache adapter card may be missing, broken or incompatible.

DO NOT replace both FRUs at the same time. Exchange the FRUs one at a time in the order shown.

Failing Item:

- CACHE
- STORIOA

27498011

Explanation: A permanent cache adapter card failure occurred.

Response: The cache adapter card may be missing, broken or incompatible.

DO NOT replace both FRUs at the same time. Exchange the FRUs one at a time in the order shown.

Failing Item:

- CACHE
- STORIOA

27498100

Explanation: I/O processor Licensed Internal Code error.

Failing Item:

- AJDGP01
- IOP

27498130

Explanation: IOA detected recoverable device bus error.

Response: An error occurred on SCSI bus 0. No action is required. This reference code is logged for information only.

27498131

Explanation: IOA detected recoverable device bus error.

Response: An error occurred on SCSI bus 1. No action is required. This reference code is logged for information only.

27498132

Explanation: IOA detected recoverable device bus error.

Response: An error occurred on SCSI bus 2. No action is required. This reference code is logged for information only.

27498133

Explanation: IOA detected recoverable device bus error.

Response: An error occurred on SCSI bus 3. No action is required. This reference code is logged for information only.

27498140

Explanation: IOA detected recoverable device bus error.

Response: No action is required. This reference code is logged for information only.

27498141

Explanation: IOA detected recoverable device error.

Response: No action is required. This reference code is logged for information only.

27498145

Explanation: A recoverable I/O processor error occurred.

Failing Item:

- STORIOA

27498146

Explanation: Disk device detected recoverable error.

Failing Item:

- FI01105

27498150

Explanation: A permanent I/O processor failure occurred.

Failing Item:

- STORIOA
- ANYBRDG

27498151

Explanation: I/O processor Licensed Internal Code error.

Failing Item:

- AJDGP01
- STORIOA

27498155

Explanation: A permanent I/O processor failure occurred.

Failing Item:

- AJDGP01
- STORIOA

27498156

Explanation: A permanent I/O processor failure occurred.

Failing Item:

- AJDGP01
- STORIOA

27498157

Explanation: I/O adapter card error.

Response: Display the Service Action Log entry for this SRC. If the Failing Item indicates I/O adapter, then replace the I/O adapter. If the Failing Item indicates SVCDOCS, then do NOT replace the I/O adapter. This is a recoverable error. Perform the following for the I/O processor that the I/O adapter is attached to:

1. If the I/O Processor is not operable and disk units are attached, use Hardware Service Manager to re-IPL the IOP. Other resources attached to the IOP may then need to be Varied On.
2. If disk units are not attached, perform the VRYCFG RESET(*YES) command to reset the IOP and Vary On attached resources.

Failing Item:

- SVCDOCS

27498200

Explanation: I/O processor Licensed Internal Code error.

Failing Item:

- AJDGP01
- IOP

27498300

Explanation: I/O processor card or Licensed Internal Code error.

Response: A microprocessor exception occurred on the I/O processor.

Failing Item:

- STORIOA
 - IOP
 - AJDGP01
-

27498301

Explanation: Not valid condition in I/O Processor Licensed Internal Code.

Response: The Licensed Internal Code found a condition that should not have occurred.

Failing Item:

- FI01101
 - AJDGP01
 - IOP
-

27498400

Explanation: I/O processor Licensed Internal Code error.

Failing Item:

- AJDGP01
-

27499000

Explanation: I/O processor card detected device error.

Failing Item:

- FI01105
 - STORIOA
-

27499001

Explanation: I/O processor card detected device configuration error.

Failing Item:

- IOPIP33
-

27499002

Explanation: I/O processor card detected device error.

Failing Item:

- IOPIP16
 - FI01105
 - STORIOA
 - FI01140
 - BACKPLN
-

- FI01106
-

27499008

Explanation: I/O card does not support functions expected by devices.

Failing Item:

- IOPIP25
-

27499009

Explanation: Call your next level of support for assistance.

Failing Item:

- SVCDOCS
-

27499010

Explanation: Cache data associated with attached devices cannot be found.

Failing Item:

- IOPIP31
-

27499011

Explanation: Cache data belongs to devices other than those attached.

Failing Item:

- IOPIP32
-

27499012

Explanation: IOP requires a cache adapter card but cannot find it.

Response: The cache adapter card is missing or broken.

Failing Item:

- IOPIP29
 - CACHE
-

27499013

Explanation: The IOP and attached cache adapter card are not compatible.

Failing Item:

- IOPIP19
-

27499020

Explanation: Array not functional due to present hardware configuration.

Failing Item:

- IOPIP20
-

27499021

Explanation: Array not functional due to present hardware configuration.

Failing Item:

- IOPIP20

27499022

Explanation: Array not functional due to present hardware configuration.

Failing Item:

- IOPIP22

27499023

Explanation: Array not functional due to present hardware configuration.

Failing Item:

- IOPIP22

27499024

Explanation: Array not functional due to present hardware configuration.

Failing Item:

- IOPIP22

27499025

Explanation: Disk unit is not supported at its physical location.

Failing Item:

- IOPIP21

27499026

Explanation: Array not functional due to present hardware configuration.

Failing Item:

- IOPIP22

27499027

Explanation: Array not functional due to present hardware configuration.

Failing Item:

- IOPIP34

27499028

Explanation: Incorrect hardware configuration change has been detected.

Response: Reduce the number of arrays on IOP. Either

move all devices in an array to another IOP that supports arrays, or stop an array on this IOP.

Failing Item:

- SVCDOCS

27499029

Explanation: Incorrect hardware configuration change has been detected.

Response: Contact your next level of support.

Failing Item:

- SVCDOCS

2749902F

Explanation: Array addendum Product Activity Log entry.

Response: This entry contains additional array information for 90xx reference codes when the array contains more than 10 members. Use the 90xx entry that occurred at the same time as this reference code as the starting point for this problem.

27499030

Explanation: Array no longer protected due to missing or failed disk unit.

Failing Item:

- IOPIP21

27499031

Explanation: Automatic rebuild initiated for array.

Response: Either a previous rebuild was interrupted and was automatically restarted, or a hot spare disk unit was used to automatically rebuild the array. Look for other reference codes and take action on them.

27499040

Explanation: Array protection temporarily suspended.

Response: No action required. Protection will be automatically restarted.

27499041

Explanation: Background array parity check detected and corrected errors.

Response: Call your next level of support to report the problem.

Failing Item:

- AJDGP01

27499050

Explanation: Required cache data cannot be located for a disk unit.

Failing Item:

- IOPIP30
-

27499051

Explanation: IOP cache data exists for a missing or failed device.

Response: If all configured units are missing, a 9054 reference code may appear in the product activity log. If so, perform the action indicated for the 9054 reference code.

Otherwise, perform the procedure indicated in the failing item list.

Failing Item:

- IOPIP27
-

27499052

Explanation: Cache data exists for device that has been modified.

Failing Item:

- IOPIP28
-

27499053

Explanation: IOP resources not available due to previous problems.

Response: Take action on other IOP reference codes which have surfaced.

If you cannot get to SST or DST, and cannot perform a type A or B IPL, perform a type D IPL from removable media. Look for Product Activity Log entries for other IOP reference codes and take action on them.

Failing Item:

- SVCDOCS
-

27499054

Explanation: IOP resources not available due to previous problems.

Response: Power off the system and remove all new or replacement disk units. IPL the system to DST. If you cannot perform a type A or B IPL, perform a type D IPL from removable media.

Look for Product Activity Log entries for other IOP reference codes and take action on them.

Failing Item:

- SVCDOCS
-

27499081

Explanation: I/O processor card detected device error.

Failing Item:

- FI01105
 - STORIOA
-

27499082

Explanation: I/O processor card detected device error.

Failing Item:

- IOPIP16
 - FI01105
 - STORIOA
 - FI01140
 - BACKPLN
 - FI01106
-

27499090

Explanation: Disk unit has been modified after the last known status.

Response: Re-IPL the system. If any reference codes are surfaced, use the new reference code to resolve the problem.

If you cannot resolve the problem, contact your next level of support.

Failing Item:

- SVCDOCS
-

27499091

Explanation: Incorrect hardware configuration change has been detected.

Response: Re-IPL the system. If any reference codes are surfaced, use the new reference code to resolve the problem.

If you cannot resolve the problem, contact your next level of support.

Failing Item:

- SVCDOCS
-

27499092

Explanation: Disk unit requires initialization before use.

Failing Item:

- IOPIP26
-

2749B3B1 • 2749B935

2749B3B1

Explanation: A permanent I/O processor failure occurred.

Failing Item:

- IOP
-

2749B3B2

Explanation: A permanent I/O processor failure occurred.

Failing Item:

- IOP
-

2749B3B3

Explanation: A permanent I/O processor failure occurred.

Failing Item:

- IOP
-

2749B3B4

Explanation: A permanent I/O processor failure occurred.

Failing Item:

- IOP
-

2749B3B5

Explanation: A permanent I/O processor failure occurred.

Failing Item:

- IOP
-

2749B3B6

Explanation: A permanent I/O processor failure occurred.

Failing Item:

- IOP
-

2749B3B7

Explanation: A permanent I/O processor failure occurred.

Failing Item:

- IOP
-

2749B3B8

Explanation: Multi-adapter Bridge error detected.

Failing Item:

- MA_BRDG
-

- IOP
-

2749B3B9

Explanation: A permanent I/O processor failure occurred.

Failing Item:

- IOP
-

2749B3E0

Explanation: I/O processor detected a fault condition.

Failing Item:

- IOP
 - MA_BRDG
-

2749B3E1

Explanation: I/O processor detected a fault condition.

Failing Item:

- IOP
 - MA_BRDG
-

2749B410

Explanation: A permanent I/O processor failure occurred.

Failing Item:

- STORIOA
-

2749B411

Explanation: A permanent I/O processor failure occurred.

Failing Item:

- STORIOA
-

2749B412

Explanation: Tape/CD or disk bus interface error occurred.

Failing Item:

- IOPIP16
 - FI01107
 - FI01140
 - STORIOA
 - DEVTERM
-

2749B935

Explanation: Unknown hardware detected.

Failing Item:

- FI01101
-

- AJDGP01
- IOP
- MA_BRDG

2749BE00

Explanation: I/O processor detected a fault condition.

Failing Item:

- AJDGP01
- IOP
- FI01104
- MA_BRDG

2749FF3D

(2757) Reference codes

27571310

Explanation: I/O processor resource not available.

Response: The I/O processor error log is being filled faster than the errors are being reported to the system. Check other errors reported to the system and correct them.

27573006

Explanation: System bus error.

Failing Item:

- IOP
- ANYBUS
- STORIOA

27573020

Explanation: I/O processor detected a SCSI bus configuration error.

Response: Error occurred on SCSI bus 0.

Failing Item:

- IOPIP17
- USER
- FI01107
- STORIOA

27573021

Explanation: I/O processor detected a SCSI bus configuration error.

Response: Error occurred on SCSI bus 1.

Failing Item:

- IOPIP17
- USER

Explanation: I/O adapter detected recoverable error.

Failing Item:

- STORIOA
- ANYBRDG

2749FF6D

Explanation: I/O processor detected a recoverable system bus error.

Failing Item:

- IOP
- ANYBUS

- FI01107
- STORIOA

27573022

Explanation: I/O processor detected a SCSI bus configuration error.

Response: Error occurred on SCSI bus 2.

Failing Item:

- IOPIP17
- USER
- FI01107
- STORIOA

27573023

Explanation: I/O processor detected a SCSI bus configuration error.

Response: Error occurred on SCSI bus 3.

Failing Item:

- IOPIP17
- USER
- FI01107
- STORIOA

27573100

Explanation: I/O processor card detected interface error.

Response: Error occurred on SCSI bus 0.

Failing Item:

- IOPIP13
- FI01107
- STORIOA

27573101 • 27573142

- FI01140
- DEVBPLN

27573101

Explanation: I/O processor card detected interface error.

Response: Error occurred on SCSI bus 1.

Failing Item:

- IOPIP13
- FI01107
- STORIOA
- FI01140
- DEVBPLN

27573102

Explanation: I/O processor card detected interface error.

Response: Error occurred on SCSI bus 2.

Failing Item:

- IOPIP13
- FI01107
- STORIOA
- FI01140
- DEVBPLN

27573103

Explanation: I/O processor card detected interface error.

Response: Error occurred on SCSI bus 3.

Failing Item:

- IOPIP13
- FI01107
- STORIOA
- FI01140
- DEVBPLN

27573120

Explanation: I/O Processor detected that the bus is not operational.

Response: A device was added to SCSI bus 0 of the I/O Adapter and caused the bus to become not operational. Remove the device.

Failing Item:

- SVCDOCS

27573121

Explanation: I/O Processor detected that the bus is not operational.

Response: A device was added to SCSI bus 1 of the I/O Adapter and caused the bus to become not operational. Remove the device.

Failing Item:

- SVCDOCS

27573122

Explanation: I/O Processor detected that the bus is not operational.

Response: A device was added to SCSI bus 2 of the I/O Adapter and caused the bus to become not operational. Remove the device.

Failing Item:

- SVCDOCS

27573123

Explanation: I/O Processor detected that the bus is not operational.

Response: A device was added to SCSI bus 3 of the I/O Adapter and caused the bus to become not operational. Remove the device.

Failing Item:

- SVCDOCS

27573140

Explanation: I/O Processor detected that the bus is now operational.

Response: This reference code and the 3120 reference code that occurred before it require no service action, since SCSI bus 0 is now operational.

27573141

Explanation: I/O Processor detected that the bus is now operational.

Response: This reference code and the 3121 reference code that occurred before it require no service action, since SCSI bus 1 is now operational.

27573142

Explanation: I/O Processor detected that the bus is now operational.

Response: This reference code and the 3122 reference code that occurred before it require no service action, since SCSI bus 2 is now operational.

27573143

Explanation: I/O Processor detected that the bus is now operational.

Response: This reference code and the 3123 reference code that occurred before it require no service action, since SCSI bus 3 is now operational.

27573150

Explanation: I/O processor detected a SCSI bus configuration error.

Response: Internal and external SCSI cables are connected to SCSI bus 0 at the same time. Correct the SCSI bus 0 configuration.

Failing Item:

- SVCDOCS
-

27573151

Explanation: I/O processor detected a SCSI bus configuration error.

Response: Internal and external SCSI cables are connected to SCSI bus 1 at the same time. Correct the SCSI bus 1 configuration.

Failing Item:

- SVCDOCS
-

27573400

Explanation: I/O processor card detected device error.

Failing Item:

- FI02112
 - STORIOA
 - FI01106
 - DEVTERM
 - FI01140
-

27573401

Explanation: Device backplane problem.

Failing Item:

- DEVBPLN
-

27573501

Explanation: I/O processor Licensed Internal Code error.

Failing Item:

- AJDGP01
 - IOP
-

27573600

Explanation: System log entry only, no service action required.

27573601

Explanation: System log entry only, no service action required.

27578008

Explanation: A permanent cache battery pack failure occurred.

Response: NOTE: Under a certain configuration, this SRC may not represent an error that requires a service action. Depending on the configuration of the system, the Storage IOA may have been altered and/or the Storage IOA Cache may have been disabled to allow attachment of OEM Storage that emulates a Load Source drive. If this is the case, this error will be posted each time the IOA is IPLed and it can be ignored.

Failing Item:

- CACHBAT
 - STORIOA
-

27578009

Explanation: Impending cache battery pack failure.

Failing Item:

- CACHBAT
-

27578012

Explanation: Attached read cache devices exceed capacity supported by IOA.

Response: Reduce the number of read caches on the IOA.

Failing Item:

- SVCDOCS
-

27578100

Explanation: I/O processor Licensed Internal Code error.

Failing Item:

- AJDGP01
 - IOP
-

27578130

Explanation: IOA detected recoverable device bus error.

Response: An error occurred on SCSI bus 0. No action

is required. This reference code is logged for information only.

27578131

Explanation: IOA detected recoverable device bus error.

Response: An error occurred on SCSI bus 1. No action is required. This reference code is logged for information only.

27578132

Explanation: IOA detected recoverable device bus error.

Response: An error occurred on SCSI bus 2. No action is required. This reference code is logged for information only.

27578133

Explanation: IOA detected recoverable device bus error.

Response: An error occurred on SCSI bus 3. No action is required. This reference code is logged for information only.

27578140

Explanation: IOA detected recoverable device bus error.

Response: No action is required. This reference code is logged for information only.

27578141

Explanation: IOA detected recoverable device error.

Response: No action is required. This reference code is logged for information only.

27578145

Explanation: A recoverable I/O processor error occurred.

Failing Item:

- STORIOA

27578146

Explanation: Disk device detected recoverable error.

Failing Item:

- FI01105

27578150

Explanation: A permanent I/O processor failure occurred.

Response: NOTE: Under a certain configuration, this SRC may not represent an error that requires a service action. Depending on the configuration of the system, the Storage IOA may have been altered and/or the Storage IOA Cache may have been disabled to allow attachment of OEM Storage that emulates a Load Source drive. If this is the case, this error will be posted each time the IOA is IPLed and it can be ignored.

Failing Item:

- STORIOA
- ANYBRDG

27578151

Explanation: I/O processor Licensed Internal Code error.

Failing Item:

- AJDGP01
- STORIOA

27578155

Explanation: A permanent I/O processor failure occurred.

Failing Item:

- AJDGP01
- STORIOA

27578156

Explanation: A permanent I/O processor failure occurred.

Failing Item:

- AJDGP01
- STORIOA

27578157

Explanation: I/O adapter card error.

Response: Display the Service Action Log entry for this SRC. If the Failing Item indicates I/O adapter, then replace the I/O adapter. If the Failing Item indicates SVCDOCS, then do NOT replace the I/O adapter. This is a recoverable error. Perform the following for the I/O processor that the I/O adapter is attached to:

1. If the I/O Processor is not operable and disk units are attached, use Hardware Service Manager to re-IPL the IOP. Other resources attached to the IOP may then need to be Varied On.
2. If disk units are not attached, perform the VRYCFG

RESET(*YES) command to reset the IOP and Vary On attached resources.

Failing Item:

- SVCDOCS

27578200

Explanation: I/O processor Licensed Internal Code error.

Failing Item:

- AJDGP01
- IOP

27579000

Explanation: I/O processor card detected device error.

Failing Item:

- FI01105
- STORIOA

27579001

Explanation: I/O processor card detected device configuration error.

Failing Item:

- IOPIP33

27579002

Explanation: I/O processor card detected device error.

Failing Item:

- IOPIP16
- FI01105
- STORIOA
- FI01140
- BACKPLN
- FI01106

27579008

Explanation: I/O card does not support functions expected by devices.

Failing Item:

- IOPIP25

27579009

Explanation: Call your next level of support for assistance.

Failing Item:

- SVCDOCS

27579010

Explanation: Cache data associated with attached devices cannot be found.

Failing Item:

- IOPIP31

27579011

Explanation: Cache data belongs to devices other than those attached.

Failing Item:

- IOPIP32

27579020

Explanation: Array not functional due to present hardware configuration.

Failing Item:

- IOPIP20

27579021

Explanation: Array not functional due to present hardware configuration.

Failing Item:

- IOPIP20

27579022

Explanation: Array not functional due to present hardware configuration.

Failing Item:

- IOPIP22

27579023

Explanation: Array not functional due to present hardware configuration.

Failing Item:

- IOPIP22

27579024

Explanation: Array not functional due to present hardware configuration.

Failing Item:

- IOPIP22

27579025

Explanation: Disk unit is not supported at its physical location.

Failing Item:

- IOPIP21

27579026

Explanation: Array not functional due to present hardware configuration.

Failing Item:

- IOPIP22

27579027

Explanation: Array not functional due to present hardware configuration.

Failing Item:

- IOPIP34

27579028

Explanation: Incorrect hardware configuration change has been detected.

Response: Reduce the number of arrays on IOP. Either move all devices in an array to another IOP that supports arrays, or stop an array on this IOP.

Failing Item:

- SVCDOCS

27579029

Explanation: Incorrect hardware configuration change has been detected.

Response: Contact your next level of support.

Failing Item:

- SVCDOCS

2757902F

Explanation: Array addendum Product Activity Log entry.

Response: This entry contains additional array information for 90xx reference codes when the array contains more than 10 array members. Use the 90xx entry that occurred at the same time as this reference code as the starting point for this problem.

27579030

Explanation: Array no longer protected due to missing or failed disk unit.

Failing Item:

- IOPIP21

27579031

Explanation: Automatic rebuild initiated for array.

Response: Either a previous rebuild was interrupted and was automatically restarted, or a hot spare disk unit was used to automatically rebuild the array. Look for other reference codes and take action on them.

27579032

Explanation: A disk unit in a RAID array is missing or failed.

Response: The array is still protected, but the disk unit should be replaced.

Failing Item:

- FI02112
- IOPIP21

27579040

Explanation: Array protection temporarily suspended.

Response: No action required. Protection will be automatically restarted.

27579041

Explanation: Background array parity check detected and corrected errors.

Response: Call your next level of support to report the problem.

Failing Item:

- AJDGP01

27579042

Explanation: An array parity error has been detected and corrected.

Response: Call your next level of support to report the problem.

Failing Item:

- NEXTLVL

27579050

Explanation: Required cache data cannot be located for a disk unit.

Failing Item:

- IOPIP30

27579051

Explanation: IOP cache data exists for a missing or failed device.

Response: If all configured units are missing, a 9054 reference code may appear in the product activity log. If so, perform the action indicated for the 9054 reference code.

Otherwise, perform the procedure indicated in the failing item list.

Failing Item:

- IOPIP27
-

27579052

Explanation: Cache data exists for device that has been modified.

Response: Contact your next level of support.

Failing Item:

- SVCDOCS
-

27579053

Explanation: IOP resources not available due to previous problems.

Response: Take action on other IOP reference codes which have surfaced.

If you cannot get to SST or DST, and cannot perform a type A or B IPL, perform a type D IPL from removable media. Look for Product Activity Log entries for other IOP reference codes and take action on them.

Failing Item:

- SVCDOCS
-

27579054

Explanation: IOP resources not available due to previous problems.

Response: Power off the system and remove all new or replacement disk units. IPL the system to DST. If you cannot perform a type A or B IPL, perform a type D IPL from removable media.

Look for Product Activity Log entries for other IOP reference codes and take action on them.

Failing Item:

- SVCDOCS
-

27579071

Explanation: Link from IOA to auxiliary cache IOA went operational.

Response: No service action required.

27579072

Explanation: Link from IOA to auxiliary cache IOA went non-operational.

Response: No service action required.

27579073

Explanation: Incompatible or non-operational auxiliary cache IOA attached.

Failing Item:

- IOPIP40
-

27579081

Explanation: I/O processor card detected device error.

Failing Item:

- FI01105
 - STORIOA
-

27579082

Explanation: I/O processor card detected device error.

Failing Item:

- IOPIP16
 - FI01105
 - STORIOA
 - FI01140
 - BACKPLN
 - FI01106
-

27579090

Explanation: Disk unit has been modified after the last known status.

Response: Re-IPL the system. If any reference codes are surfaced, use the new reference code to resolve the problem.

If you cannot resolve the problem, contact your next level of support.

Failing Item:

- SVCDOCS
-

27579091

Explanation: Incorrect hardware configuration change has been detected.

Response: Re-IPL the system. If any reference codes are surfaced, use the new reference code to resolve the problem.

If you cannot resolve the problem, contact your next level of support.

Failing Item:

- SVCDOCS

27579092

Explanation: Disk unit requires initialization before use.

Failing Item:

- IOPIP26

27579093

Explanation: Read cache device not in correct format.

Response: Contact your next level of support.

Failing Item:

- SVCDOCS

2757B934

(2760) Reference codes

2760B950

Explanation: Licensed Internal Code error.

Failing Item:

- AJDGP01
- FI00718
- FI00719

2760B951

(2763) Reference codes

27631310

Explanation: I/O processor resource not available.

Response: The I/O processor error log is being filled faster than the errors are being reported to the system. Check other errors reported to the system and correct them.

27633006

Explanation: System bus error.

Failing Item:

- IOP
- ANYBUS
- STORIOA

27633020

Explanation: I/O processor detected a SCSI bus configuration error.

Response: Error occurred on SCSI bus 0.

Explanation: Incompatible hardware detected.

Failing Item:

- STORIOA

2757FF3D

Explanation: I/O adapter detected recoverable error.

Failing Item:

- STORIOA
- ANYBRDG

2757FF6D

Explanation: I/O processor detected a recoverable system bus error.

Failing Item:

- IOP
- ANYBUS

Explanation: I/O adapter hardware error detected.

Failing Item:

- FI00719
- FI00718
- AJDGP01
- MA_BRDG

Failing Item:

- IOPIP17
- USER
- FI01107
- STORIOA

27633021

Explanation: I/O processor detected a SCSI bus configuration error.

Response: Error occurred on SCSI bus 1.

Failing Item:

- IOPIP17
- USER
- FI01107
- STORIOA

27633022

Explanation: I/O processor detected a SCSI bus configuration error.

Response: Error occurred on SCSI bus 2.

Failing Item:

- IOPIP17
- USER
- FI01107
- STORIOA

27633023

Explanation: I/O processor detected a SCSI bus configuration error.

Response: Error occurred on SCSI bus 3.

Failing Item:

- IOPIP17
- USER
- FI01107
- STORIOA

27633100

Explanation: I/O processor card detected interface error.

Response: Error occurred on SCSI bus 0.

Failing Item:

- IOPIP13
- FI01107
- STORIOA
- FI01140
- DEVBPLN

27633101

Explanation: I/O processor card detected interface error.

Response: Error occurred on SCSI bus 1.

Failing Item:

- IOPIP13
- FI01107
- STORIOA
- FI01140
- DEVBPLN

27633102

Explanation: I/O processor card detected interface error.

Response: Error occurred on SCSI bus 2.

Failing Item:

- IOPIP13
- FI01107
- STORIOA
- FI01140
- DEVBPLN

27633103

Explanation: I/O processor card detected interface error.

Response: Error occurred on SCSI bus 3.

Failing Item:

- IOPIP13
- FI01107
- STORIOA
- FI01140
- DEVBPLN

27633120

Explanation: I/O Processor detected that the bus is not operational.

Response: A device was added to SCSI bus 0 of the I/O Adapter and caused the bus to become not operational. Remove the device.

Failing Item:

- SVCDOCS

27633121

Explanation: I/O Processor detected that the bus is not operational.

Response: A device was added to SCSI bus 1 of the I/O Adapter and caused the bus to become not operational. Remove the device.

Failing Item:

- SVCDOCS

27633122

Explanation: I/O Processor detected that the bus is not operational.

Response: A device was added to SCSI bus 2 of the I/O Adapter and caused the bus to become not operational. Remove the device.

Failing Item:

- SVCDOCS

27633123

Explanation: I/O Processor detected that the bus is not operational.

Response: A device was added to SCSI bus 3 of the I/O Adapter and caused the bus to become not operational. Remove the device.

Failing Item:

- SVCDOCS
-

27633140

Explanation: I/O Processor detected that the bus is now operational.

Response: This reference code and the 3120 reference code that occurred before it require no service action, since SCSI bus 0 is now operational.

27633141

Explanation: I/O Processor detected that the bus is now operational.

Response: This reference code and the 3121 reference code that occurred before it require no service action, since SCSI bus 1 is now operational.

27633142

Explanation: I/O Processor detected that the bus is now operational.

Response: This reference code and the 3122 reference code that occurred before it require no service action, since SCSI bus 2 is now operational.

27633143

Explanation: I/O Processor detected that the bus is now operational.

Response: This reference code and the 3123 reference code that occurred before it require no service action, since SCSI bus 3 is now operational.

27633150

Explanation: I/O processor detected a SCSI bus configuration error.

Response: Internal and external SCSI cables are connected to SCSI bus 0 at the same time. Correct the SCSI bus 0 configuration.

Failing Item:

- SVCDOCS
-

27633151

Explanation: I/O processor detected a SCSI bus configuration error.

Response: Internal and external SCSI cables are connected to SCSI bus 1 at the same time. Correct the SCSI bus 1 configuration.

Failing Item:

- SVCDOCS
-

27633400

Explanation: I/O processor card detected device error.

Failing Item:

- FI02112
 - STORIOA
 - FI01106
 - DEVTERM
 - FI01140
-

27633401

Explanation: Device backplane problem.

Failing Item:

- DEVBPLN
-

27633501

Explanation: I/O processor Licensed Internal Code error.

Failing Item:

- AJDGP01
 - IOP
-

27633600

Explanation: System log entry only, no service action required.

27633601

Explanation: System log entry only, no service action required.

27638008

Explanation: A permanent cache battery pack failure occurred.

Response: NOTE: Under a certain configuration, this SRC may not represent an error that requires a service action. Depending on the configuration of the system, the Storage IOA may have been altered and/or the Storage IOA Cache may have been disabled to allow attachment of OEM Storage that emulates a Load Source drive. If this is the case, this error will be posted

each time the IOA is IPLed and it can be ignored.

Failing Item:

- CACHBAT
- STORIOA

27638009

Explanation: Impending cache battery pack failure.

Failing Item:

- CACHBAT

27638012

Explanation: Attached read cache devices exceed capacity supported by IOA.

Response: Reduce the number of read caches on the IOA.

Failing Item:

- SVCDOCS

27638100

Explanation: I/O processor Licensed Internal Code error.

Failing Item:

- AJDGP01
- IOP

27638130

Explanation: IOA detected recoverable device bus error.

Response: An error occurred on SCSI bus 0. No action is required. This reference code is logged for information only.

27638131

Explanation: IOA detected recoverable device bus error.

Response: An error occurred on SCSI bus 1. No action is required. This reference code is logged for information only.

27638132

Explanation: IOA detected recoverable device bus error.

Response: An error occurred on SCSI bus 2. No action is required. This reference code is logged for information only.

27638133

Explanation: IOA detected recoverable device bus error.

Response: An error occurred on SCSI bus 3. No action is required. This reference code is logged for information only.

27638140

Explanation: IOA detected recoverable device bus error.

Response: No action is required. This reference code is logged for information only.

27638141

Explanation: IOA detected recoverable device error.

Response: No action is required. This reference code is logged for information only.

27638145

Explanation: A recoverable I/O processor error occurred.

Failing Item:

- STORIOA

27638146

Explanation: Disk device detected recoverable error.

Failing Item:

- FI01105

27638150

Explanation: A permanent I/O processor failure occurred.

Response: NOTE: Under a certain configuration, this SRC may not represent an error that requires a service action. Depending on the configuration of the system, the Storage IOA may have been altered and/or the Storage IOA Cache may have been disabled to allow attachment of OEM Storage that emulates a Load Source drive. If this is the case, this error will be posted each time the IOA is IPLed and it can be ignored.

Failing Item:

- STORIOA
- ANYBRDG

27638151

Explanation: I/O processor Licensed Internal Code error.

Failing Item:

27638155 • 27639020

- AJDGP01
- STORIOA

27638155

Explanation: A permanent I/O processor failure occurred.

Failing Item:

- AJDGP01
- STORIOA

27638156

Explanation: A permanent I/O processor failure occurred.

Failing Item:

- AJDGP01
- STORIOA

27638157

Explanation: I/O adapter card error.

Response: Display the Service Action Log entry for this SRC. If the Failing Item indicates I/O adapter, then replace the I/O adapter. If the Failing Item indicates SVCDOCS, then do NOT replace the I/O adapter. This is a recoverable error. Perform the following for the I/O processor that the I/O adapter is attached to:

1. If the I/O Processor is not operable and disk units are attached, use Hardware Service Manager to re-IPL the IOP. Other resources attached to the IOP may then need to be Varied On.
2. If disk units are not attached, perform the VRYCFG RESET(*YES) command to reset the IOP and Vary On attached resources.

Failing Item:

- SVCDOCS

27638200

Explanation: I/O processor Licensed Internal Code error.

Failing Item:

- AJDGP01
- IOP

27639000

Explanation: I/O processor card detected device error.

Failing Item:

- FI01105
- STORIOA

27639001

Explanation: I/O processor card detected device configuration error.

Failing Item:

- IOPIP33

27639002

Explanation: I/O processor card detected device error.

Failing Item:

- IOPIP16
- FI01105
- STORIOA
- FI01140
- BACKPLN
- FI01106

27639008

Explanation: I/O card does not support functions expected by devices.

Failing Item:

- IOPIP25

27639009

Explanation: Call your next level of support for assistance.

Failing Item:

- SVCDOCS

27639010

Explanation: Cache data associated with attached devices cannot be found.

Failing Item:

- IOPIP31

27639011

Explanation: Cache data belongs to devices other than those attached.

Failing Item:

- IOPIP32

27639020

Explanation: Array not functional due to present hardware configuration.

Failing Item:

- IOPIP20

27639021

Explanation: Array not functional due to present hardware configuration.

Failing Item:

- IOPIP20
-

27639022

Explanation: Array not functional due to present hardware configuration.

Failing Item:

- IOPIP22
-

27639023

Explanation: Array not functional due to present hardware configuration.

Failing Item:

- IOPIP22
-

27639024

Explanation: Array not functional due to present hardware configuration.

Failing Item:

- IOPIP22
-

27639025

Explanation: Disk unit is not supported at its physical location.

Failing Item:

- IOPIP21
-

27639026

Explanation: Array not functional due to present hardware configuration.

Failing Item:

- IOPIP22
-

27639027

Explanation: Array not functional due to present hardware configuration.

Failing Item:

- IOPIP34
-

27639028

Explanation: Incorrect hardware configuration change has been detected.

Response: Reduce the number of arrays on IOP. Either

move all devices in an array to another IOP that supports arrays, or stop an array on this IOP.

Failing Item:

- SVCDOCS
-

27639029

Explanation: Incorrect hardware configuration change has been detected.

Response: Contact your next level of support.

Failing Item:

- SVCDOCS
-

2763902F

Explanation: Array addendum Product Activity Log entry.

Response: This entry contains additional array information for 90xx reference codes when the array contains more than 10 array members. Use the 90xx entry that occurred at the same time as this reference code as the starting point for this problem.

27639030

Explanation: Array no longer protected due to missing or failed disk unit.

Failing Item:

- IOPIP21
-

27639031

Explanation: Automatic rebuild initiated for array.

Response: Either a previous rebuild was interrupted and was automatically restarted, or a hot spare disk unit was used to automatically rebuild the array. Look for other reference codes and take action on them.

27639032

Explanation: A disk unit in a RAID array is missing or failed.

Response: The array is still protected, but the disk unit should be replaced.

Failing Item:

- FI02112
 - IOPIP21
-

27639040

Explanation: Array protection temporarily suspended.

Response: No action required. Protection will be automatically restarted.

27639041

Explanation: Background array parity check detected and corrected errors.

Response: Call your next level of support to report the problem.

Failing Item:

- AJDGP01

27639042

Explanation: An array parity error has been detected and corrected.

Response: Call your next level of support to report the problem.

Failing Item:

- NEXTLVL

27639050

Explanation: Required cache data cannot be located for a disk unit.

Failing Item:

- IOPIP30

27639051

Explanation: IOP cache data exists for a missing or failed device.

Response: If all configured units are missing, a 9054 reference code may appear in the product activity log. If so, perform the action indicated for the 9054 reference code.

Otherwise, perform the procedure indicated in the failing item list.

Failing Item:

- IOPIP27

27639052

Explanation: Cache data exists for device that has been modified.

Response: Contact your next level of support.

Failing Item:

- SVCDOCS

27639053

Explanation: IOP resources not available due to previous problems.

Response: Take action on other IOP reference codes which have surfaced.

If you cannot get to SST or DST, and cannot perform a

type A or B IPL, perform a type D IPL from removable media. Look for Product Activity Log entries for other IOP reference codes and take action on them.

Failing Item:

- SVCDOCS

27639054

Explanation: IOP resources not available due to previous problems.

Response: Power off the system and remove all new or replacement disk units. IPL the system to DST. If you cannot perform a type A or B IPL, perform a type D IPL from removable media.

Look for Product Activity Log entries for other IOP reference codes and take action on them.

Failing Item:

- SVCDOCS

27639071

Explanation: Link from IOA to auxiliary cache IOA went operational.

Response: No service action required.

27639072

Explanation: Link from IOA to auxiliary cache IOA went non-operational.

Response: No service action required.

27639073

Explanation: Incompatible or non-operational auxiliary cache IOA attached.

Failing Item:

- IOPIP40

27639081

Explanation: I/O processor card detected device error.

Failing Item:

- FI01105
- STORIOA

27639082

Explanation: I/O processor card detected device error.

Failing Item:

- IOPIP16
- FI01105
- STORIOA
- FI01140

- BACKPLN
- FI01106

27639090

Explanation: Disk unit has been modified after the last known status.

Response: Re-IPL the system. If any reference codes are surfaced, use the new reference code to resolve the problem.

If you cannot resolve the problem, contact your next level of support.

Failing Item:

- SVCDOCS

27639091

Explanation: Incorrect hardware configuration change has been detected.

Response: Re-IPL the system. If any reference codes are surfaced, use the new reference code to resolve the problem.

If you cannot resolve the problem, contact your next level of support.

Failing Item:

- SVCDOCS

27639092

Explanation: Disk unit requires initialization before use.

(2765) Reference codes

27651310

Explanation: I/O processor or I/O adapter resource not available.

Response: The I/O processor or I/O adapter error log is being filled faster than the errors are being reported to the system. Check other errors reported to the system and correct them.

27653020

Explanation: I/O processor detected a configuration error.

Response: Either too many devices or the wrong kind of devices have been configured under the IOA. Change the configuration.

Failing Item:

- SVCDOCS

27653100**Failing Item:**

- IOPIP26

27639093

Explanation: Read cache device not in correct format.

Response: Contact your next level of support.

Failing Item:

- SVCDOCS

2763B934

Explanation: Incompatible hardware detected.

Failing Item:

- STORIOA

2763FF3D

Explanation: I/O adapter detected recoverable error.

Failing Item:

- STORIOA
- ANYBRDG

2763FF6D

Explanation: I/O processor detected a recoverable system bus error.

Failing Item:

- IOP
- ANYBUS

Explanation: I/O processor card detected interface error.

Failing Item:

- FCINTF
- ANYFC
- FCIOA
- OPT_CLN

27653120

Explanation: An open port was detected on port 0.

Problem determination: Perform the following steps:

1. Check for a missing cable or wrap connector.
2. This error can occur when a shared device is being moved from one LPAR to another LPAR and the port was left open.
3. This error can occur if there is a port or link failure. If you have eliminated the above possibilities contact your next level of support.

Failing Item:

- FCPORT
- FCIOA
- FCDEV
- OPT_CLN

27653140

Explanation: I/O Processor detected that a port is now operational.

Response: This reference code and the 3120 reference code that occurred before it require no service action, since the port is now operational.

27653200

Explanation: A disk device reported a failure.

Failing Item:

- FCDEV
- FCIOA
- IOP
- OPT_CLN

27653400

Explanation: I/O processor card detected device error.

Failing Item:

- FCDEV
- FCINTF
- ANYFC
- FCIOA
- OPT_CLN

276534FF

Explanation: Format in progress.

Response: The device indicated that a format is in progress. When the format is complete, the device should be useable. No action is required. This reference code is logged for information only.

27658130

Explanation: Recovered Fibre Channel interface error.

Response: No action required. This reference code is logged for information only.

27658140

Explanation: Recovered Fibre Channel interface error.

Response: No action required. This reference code is logged for information only.

27658141

Explanation: IOA detected recoverable device error.

Response: No action required. This reference code is logged for information only.

27658145

Explanation: A recoverable I/O processor error occurred.

Failing Item:

- FCIOA
- OPT_CLN

27658146

Explanation: Disk device detected recoverable error.

Failing Item:

- FCDEV

27658150

Explanation: A permanent I/O processor failure occurred.

Failing Item:

- FCIOA
- ANYBRDG
- OPT_CLN

27658151

Explanation: I/O processor Licensed Internal Code error.

Failing Item:

- AJDGP01
- FCIOA
- IOP
- OPT_CLN

27658155

Explanation: A permanent I/O processor failure occurred.

Failing Item:

- AJDGP01
- FCIOA
- OPT_CLN

27658156

Explanation: A permanent I/O processor failure occurred.

Failing Item:

- AJDGP01
- FCIOA
- OPT_CLN

27659091

Explanation: Incorrect hardware configuration change has been detected.

Response: Reset the I/O processor and then IPL the I/O processor. For information about how to reset and IPL the I/O processor, see Debug the resource. If an I/O processor reset and I/O processor IPL does not resolve the problem, contact your next level of support.

Failing Item:

- SVCDOCS

27659092

Explanation: Incorrect hardware configuration change has been detected.

(2766) Reference codes

27661310

Explanation: I/O processor or I/O adapter resource not available.

Response: The I/O processor or I/O adapter error log is being filled faster than the errors are being reported to the system. Check other errors reported to the system and correct them.

27663020

Explanation: I/O processor detected a configuration error.

Response: Either too many devices or the wrong kind of devices have been configured under the IOA. Change the configuration.

Failing Item:

- SVCDOCS

27663100

Explanation: I/O processor card detected interface error.

Failing Item:

- FCINTF
- ANYFC
- FCIOA
- OPT_CLN

27663120

Explanation: An open port was detected on port 0.

Response: Reset the I/O processor and then IPL the I/O processor. For information about how to reset and IPL the I/O processor, see Debug the resource. If an I/O processor reset and I/O processor IPL does not resolve the problem, contact your next level of support.

Failing Item:

- SVCDOCS

2765FF3D

Explanation: Recovered IOA error.

Failing Item:

- FCIOA
- ANYBRDG
- OPT_CLN

Problem determination: Perform the following steps:

1. Check for a missing cable or wrap connector.
2. This error can occur when a shared device is being moved from one LPAR to another LPAR and the port was left open.
3. This error can occur if there is a port or link failure. If you have eliminated the above possibilities contact your next level of support.

Failing Item:

- FCPORT
- FCIOA
- FCDEV
- OPT_CLN

27663140

Explanation: I/O Processor detected that a port is now operational.

Response: This reference code and the 3120 reference code that occurred before it require no service action, since the port is now operational.

27663200

Explanation: A disk device reported a failure.

Failing Item:

- FCDEV
- FCIOA
- IOP
- OPT_CLN

27663400

Explanation: I/O processor card detected device error.

Failing Item:

- FCDEV
- FCINTF
- ANYFC
- FCIOA
- OPT_CLN

276634FF

Explanation: Format in progress.

Response: The device indicated that a format is in progress. When the format is complete, the device should be useable. No action is required. This reference code is logged for information only.

27668130

Explanation: Recovered Fibre Channel interface error.

Response: No action required. This reference code is logged for information only.

27668140

Explanation: Recovered Fibre Channel interface error.

Response: No action required. This reference code is logged for information only.

27668141

Explanation: IOA detected recoverable device error.

Response: No action required. This reference code is logged for information only.

27668145

Explanation: A recoverable I/O processor error occurred.

Failing Item:

- FCIOA
- OPT_CLN

27668146

Explanation: Disk device detected recoverable error.

Failing Item:

- FCDEV

27668150

Explanation: A permanent I/O processor failure occurred.

Failing Item:

- FCIOA
- ANYBRDG
- OPT_CLN

27668151

Explanation: I/O processor Licensed Internal Code error.

Failing Item:

- AJDGP01
- FCIOA
- IOP
- OPT_CLN

27668155

Explanation: A permanent I/O processor failure occurred.

Failing Item:

- AJDGP01
- FCIOA
- OPT_CLN

27668156

Explanation: A permanent I/O processor failure occurred.

Failing Item:

- AJDGP01
- FCIOA
- OPT_CLN

27669091

Explanation: Incorrect hardware configuration change has been detected.

Response: Reset the I/O processor and then IPL the I/O processor. For information about how to reset and IPL the I/O processor, see Debug the resource. If an I/O processor reset and I/O processor IPL does not resolve the problem, contact your next level of support.

Failing Item:

- SVCDOCS
-

27669092

Explanation: Incorrect hardware configuration change has been detected.

Response: Reset the I/O processor and then IPL the I/O processor. For information about how to reset and IPL the I/O processor, see Debug the resource. If an I/O processor reset and I/O processor IPL does not resolve the problem, contact your next level of support.

Failing Item:

- SVCDOCS

2766FF3D

Explanation: Recovered IOA error.

Failing Item:

- FCIOA
- ANYBRDG
- OPT_CLN

(2767) Reference codes

27670A17

Explanation: A permanent I/O processor failure occurred.

Failing Item:

- IOP
- MA_BRDG
- AJDGP01
- AJDG301

Explanation: I/O processor resource not available.

Failing Item:

- AJDGP01
- AJDG301

27670A22

Explanation: I/O processor detected a storage transfer error.

Failing Item:

- AJDGP01
- AJDG301
- IOP
- MA_BRDG

27671310

Explanation: I/O processor resource not available.

Response: The I/O processor error log is being filled faster than the errors are being reported to the system. Check other errors reported to the system and correct them.

27671317

Explanation: I/O processor card error.

Response: Display the Service Action Log entry for this SRC. If the Failing Item indicates IOP, then replace the IOP. If the Failing Item indicates SVCDOCS, then do NOT replace the IOP. This is a recoverable error. Perform the following:

1. If the I/O Processor is not operable and disk units are attached, use Hardware Service Manager to re-IPL the IOP. Other resources attached to the IOP may then need to be Varied On.
2. If disk units are not attached, perform the VRYCFG RESET(*YES) command to reset the IOP and Vary On attached resources.

Failing Item:

- SVCDOCS

2767102E

Explanation: Out of alternate sectors for disk storage.

Failing Item:

- FI01105

27671306

Explanation: I/O processor card or Licensed Internal Code error.

Response: A microprocessor exception occurred on the I/O processor.

Failing Item:

- AJDGP01
- IOP
- FI01104
- BACKPLN

27672200

Explanation: I/O processor Licensed Internal Code error.

Failing Item:

- AJDGP01

27671307

27672201

Explanation: Removable media error during IPL.

Failing Item:

- USER
- FI01105

27672202

Explanation: Removable media error during IPL.

Failing Item:

- FI00022
- FI01105

27673000

Explanation: A permanent I/O processor failure occurred.

Failing Item:

- FI01101
- IOP
- MA_BRDG

27673001

Explanation: Not valid condition in I/O Processor Licensed Internal Code.

Response: The Licensed Internal Code found a condition that should not have occurred.

Failing Item:

- IOP
- AJDGP01

27673002

Explanation: Addressed device failed to respond to selection.

Failing Item:

- IOPIP16
- FI01105
- STORIOA
- FI01140
- FI01141
- FI01106

27673006

Explanation: System bus error.

Failing Item:

- IOP
- ANYBUS
- FI01101

27673020

Explanation: I/O processor detected a SCSI bus configuration error.

Response: Error occurred on SCSI bus 0.

Failing Item:

- IOPIP17
- USER
- FI01107
- STORIOA

27673021

Explanation: I/O processor detected a SCSI bus configuration error.

Response: Error occurred on SCSI bus 1.

Failing Item:

- IOPIP17
- USER
- FI01107
- STORIOA

27673022

Explanation: I/O processor detected a SCSI bus configuration error.

Response: Error occurred on SCSI bus 2.

Failing Item:

- IOPIP17
- USER
- FI01107
- STORIOA

27673023

Explanation: I/O processor detected a SCSI bus configuration error.

Response: Error occurred on SCSI bus 3.

Failing Item:

- IOPIP17
- USER
- FI01107
- STORIOA

27673080

Explanation: I/O processor Licensed Internal Code error.

Failing Item:

- AJDGP01

27673081

Explanation: System log entry only, no service action required.

27673084

Explanation: I/O processor card or Licensed Internal Code error.

Response: A microprocessor exception occurred on the I/O processor.

Failing Item:

- AJDGP01
- IOP
- FI01104
- MA_BRDG

27673087

Explanation: I/O processor resource not available.

Response: The Licensed Internal Code could not allocate resources on the I/O processor card.

Failing Item:

- AJDGP01
- AJDG301
- IOACNFG
- FI01104

27673100

Explanation: I/O processor card detected interface error.

Response: Error occurred on SCSI bus 0.

Failing Item:

- IOPIP13
- FI01107
- STORIOA
- FI01140
- DEVBPLN

27673101

Explanation: I/O processor card detected interface error.

Response: Error occurred on SCSI bus 1.

Failing Item:

- IOPIP13
- FI01107
- STORIOA
- FI01140
- DEVBPLN

27673102

Explanation: I/O processor card detected interface error.

Response: Error occurred on SCSI bus 2.

Failing Item:

- IOPIP13
- FI01107
- STORIOA
- FI01140
- DEVBPLN

27673103

Explanation: I/O processor card detected interface error.

Response: Error occurred on SCSI bus 3.

Failing Item:

- IOPIP13
- FI01107
- STORIOA
- FI01140
- DEVBPLN

27673109

Explanation: I/O processor timed out a device command.

Failing Item:

- IOPIP16
- FI01105
- STORIOA
- FI01140
- BACKPLN
- FI01106

27673110

Explanation: I/O processor card detected interface error.

Failing Item:

- IOPIP16
 - FI01105
 - STORIOA
 - FI01140
 - BACKPLN
 - FI01106
-

27673120

Explanation: I/O Processor detected that the bus is not operational.

Response: A device was added to SCSI bus 0 of the I/O Adapter and caused the bus to become not operational. Remove the device.

Failing Item:

- SVCDOCS

27673121

Explanation: I/O Processor detected that the bus is not operational.

Response: A device was added to SCSI bus 1 of the I/O Adapter and caused the bus to become not operational. Remove the device.

Failing Item:

- SVCDOCS

27673122

Explanation: I/O Processor detected that the bus is not operational.

Response: A device was added to SCSI bus 2 of the I/O Adapter and caused the bus to become not operational. Remove the device.

Failing Item:

- SVCDOCS

27673123

Explanation: I/O Processor detected that the bus is not operational.

Response: A device was added to SCSI bus 3 of the I/O Adapter and caused the bus to become not operational. Remove the device.

Failing Item:

- SVCDOCS

27673136

Explanation: The removable media device is assigned elsewhere.

Failing Item:

- USER
- FI01105

27673140

Explanation: I/O Processor detected that the bus is now operational.

Response: This reference code and the 3120 reference code that occurred before it require no service action,

since SCSI bus 0 is now operational.

27673141

Explanation: I/O Processor detected that the bus is now operational.

Response: This reference code and the 3121 reference code that occurred before it require no service action, since SCSI bus 1 is now operational.

27673142

Explanation: I/O Processor detected that the bus is now operational.

Response: This reference code and the 3122 reference code that occurred before it require no service action, since SCSI bus 2 is now operational.

27673143

Explanation: I/O Processor detected that the bus is now operational.

Response: This reference code and the 3123 reference code that occurred before it require no service action, since SCSI bus 3 is now operational.

27673150

Explanation: I/O processor detected a SCSI bus configuration error.

Response: Internal and external SCSI cables are connected to SCSI bus 0 at the same time. Correct the SCSI bus 0 configuration.

Failing Item:

- SVCDOCS

27673151

Explanation: I/O processor detected a SCSI bus configuration error.

Response: Internal and external SCSI cables are connected to SCSI bus 1 at the same time. Correct the SCSI bus 1 configuration.

Failing Item:

- SVCDOCS

27673200

Explanation: A tape/CD or disk device reported a failure.

Failing Item:

- FI01105
- STORIOA
- IOP
- MEDIA

27673203

Explanation: Disk media format bad.

Failing Item:

- FI01105
-

27673205

Explanation: Disk sector read error.

Response: Disk unit data may need to be reloaded, but the disk unit does not need to be replaced.

Failing Item:

- FI01105
-

27673215

Explanation: Disk sector read error.

Response: Disk unit data may need to be reloaded, but the disk unit does not need to be replaced.

Failing Item:

- FI01105
-

27673250

Explanation: Disk unit requires initialization before use.

Response: Perform a D-IPL and work on errors found in the log.

Failing Item:

- USER
-

27673300

Explanation: Storage unit detected a media problem.

Failing Item:

- IOPIP01
 - MEDIA
 - FI00121
 - FI01141
-

27673400

Explanation: I/O processor card detected device error.

Response: NOTE: If external devices are attached check EXTSCSI and DEVTERM first.

Failing Item:

- FI02112
 - STORIOA
 - FI01106
 - DEVTERM
 - FI01140
-

27673401

Explanation: Device backplane problem.

Failing Item:

- DEVBPLN
-

27673501

Explanation: I/O processor Licensed Internal Code error.

Failing Item:

- AJDGP01
 - IOP
-

27673600

Explanation: System log entry only, no service action required.

27673601

Explanation: System log entry only, no service action required.

27676070

Explanation: A permanent I/O processor failure occurred.

Failing Item:

- IOP
-

27676071

Explanation: I/O processor Licensed Internal Code error.

Failing Item:

- AJDGP01
-

27676072

Explanation: I/O processor Licensed Internal Code error.

Failing Item:

- AJDGP01
 - IOP
-

27676073

Explanation: IPL device not ready.

Failing Item:

- MEDIA
 - FI01105
 - USER
-

27676075

Explanation: I/O processor resource not available.

Failing Item:

- AJDGP01
-

27676076

Explanation: I/O processor card detected media error.

Failing Item:

- MEDIA
 - AJDGP01
 - FI01105
-

27676081

Explanation: I/O processor Licensed Internal Code error.

Failing Item:

- AJDGP01
 - IOP
-

27676082

Explanation: I/O processor Licensed Internal Code error.

Failing Item:

- AJDGP01
 - IOP
-

27676083

Explanation: I/O processor Licensed Internal Code error.

Failing Item:

- AJDGP01
 - IOP
-

27676085

Explanation: I/O processor Licensed Internal Code error.

Failing Item:

- AJDGP01
 - IOP
 - MA_BRDG
-

27676200

Explanation: A permanent IOA hardware error occurred.

Failing Item:

- FCIOA
-

- OPT_CLN
-

27676201

Explanation: IOA LID is not valid.

Failing Item:

- AJDGP01
-

27676602

Explanation: An I/O processor Licensed Internal Code error occurred.

Failing Item:

- AJDGP01
-

27678000

Explanation: A permanent IOP or cache adapter card failure occurred.

Response: DO NOT replace both FRUs at the same time. Exchange the FRUs one at a time in the order shown.

Failing Item:

- STORIOA
 - CACHE
-

27678002

Explanation: A permanent cache adapter card failure occurred.

Response: DO NOT replace both FRUs at the same time. Exchange the FRUs one at a time in the order shown.

Failing Item:

- CACHE
 - STORIOA
-

27678004

Explanation: Voltage drop detected on I/O processor 5 volt power supply.

Failing Item:

- FI01141
 - STORIOA
-

27678005

Explanation: A recoverable IOP or cache adapter card error occurred.

Response: DO NOT replace both FRUs at the same time. Exchange the FRUs one at a time in the order shown.

Failing Item:

- STORIOA
- CACHE

27678007

Explanation: A recoverable cache adapter card error occurred.

Response: DO NOT replace both FRUs at the same time. Exchange the FRUs one at a time in the order shown.

Failing Item:

- CACHE
- STORIOA

27678010

Explanation: A permanent cache adapter card failure occurred.

Response: The cache adapter card may be missing, broken or incompatible.

DO NOT replace both FRUs at the same time. Exchange the FRUs one at a time in the order shown.

Failing Item:

- CACHE
- STORIOA

27678011

Explanation: A permanent cache adapter card failure occurred.

Response: The cache adapter card may be missing, broken or incompatible.

DO NOT replace both FRUs at the same time. Exchange the FRUs one at a time in the order shown.

Failing Item:

- CACHE
- STORIOA

27678100

Explanation: I/O processor Licensed Internal Code error.

Failing Item:

- AJDGP01
- IOP

27678130

Explanation: IOA detected recoverable device bus error.

Response: An error occurred on SCSI bus 0. No action is required. This reference code is logged for information only.

27678131

Explanation: IOA detected recoverable device bus error.

Response: An error occurred on SCSI bus 1. No action is required. This reference code is logged for information only.

27678132

Explanation: IOA detected recoverable device bus error.

Response: An error occurred on SCSI bus 2. No action is required. This reference code is logged for information only.

27678133

Explanation: IOA detected recoverable device bus error.

Response: An error occurred on SCSI bus 3. No action is required. This reference code is logged for information only.

27678140

Explanation: IOA detected recoverable device bus error.

Response: No action is required. This reference code is logged for information only.

27678141

Explanation: IOA detected recoverable device error.

Response: No action is required. This reference code is logged for information only.

27678145

Explanation: A recoverable I/O processor error occurred.

Failing Item:

- STORIOA

27678146

Explanation: Disk device detected recoverable error.

Failing Item:

- FI01105

27678150

Explanation: A permanent I/O processor failure occurred.

Failing Item:

27678151 • 27679002

- STORIOA
- ANYBRDG

27678151

Explanation: I/O processor Licensed Internal Code error.

Failing Item:

- AJDGP01
- STORIOA

27678155

Explanation: A permanent I/O processor failure occurred.

Failing Item:

- AJDGP01
- STORIOA

27678156

Explanation: A permanent I/O processor failure occurred.

Failing Item:

- AJDGP01
- STORIOA

27678157

Explanation: I/O adapter card error.

Response: Display the Service Action Log entry for this SRC. If the Failing Item indicates I/O adapter, then replace the I/O adapter. If the Failing Item indicates SVCDOCS, then do NOT replace the I/O adapter. This is a recoverable error. Perform the following for the I/O processor that the I/O adapter is attached to:

1. If the I/O Processor is not operable and disk units are attached, use Hardware Service Manager to re-IPL the IOP. Other resources attached to the IOP may then need to be Varied On.
2. If disk units are not attached, perform the VRYCFG RESET(*YES) command to reset the IOP and Vary On attached resources.

Failing Item:

- SVCDOCS

27678200

Explanation: I/O processor Licensed Internal Code error.

Failing Item:

- AJDGP01
- IOP

27678300

Explanation: I/O processor card or Licensed Internal Code error.

Response: A microprocessor exception occurred on the I/O processor.

Failing Item:

- STORIOA
- IOP
- AJDGP01

27678301

Explanation: Not valid condition in I/O Processor Licensed Internal Code.

Response: The Licensed Internal Code found a condition that should not have occurred.

Failing Item:

- FI01101
- AJDGP01
- IOP

27678400

Explanation: I/O processor Licensed Internal Code error.

Failing Item:

- AJDGP01

27679000

Explanation: I/O processor card detected device error.

Failing Item:

- FI01105
- STORIOA

27679001

Explanation: I/O processor card detected device configuration error.

Failing Item:

- IOPIP33

27679002

Explanation: I/O processor card detected device error.

Failing Item:

- IOPIP16
- FI01105
- STORIOA
- FI01140
- BACKPLN

- FI01106

27679008

Explanation: I/O card does not support functions expected by devices.

Failing Item:

- IOPIP25

27679009

Explanation: Call your next level of support for assistance.

Failing Item:

- SVCDOCS

27679010

Explanation: Cache data associated with attached devices cannot be found.

Failing Item:

- IOPIP31

27679011

Explanation: Cache data belongs to devices other than those attached.

Failing Item:

- IOPIP32

27679012

Explanation: IOP requires a cache adapter card but cannot find it.

Response: The cache adapter card is missing or broken.

Failing Item:

- IOPIP29
- CACHE

27679013

Explanation: The IOP and attached cache adapter card are not compatible.

Failing Item:

- IOPIP19

27679020

Explanation: Array not functional due to present hardware configuration.

Failing Item:

- IOPIP20

27679021

Explanation: Array not functional due to present hardware configuration.

Failing Item:

- IOPIP20

27679022

Explanation: Array not functional due to present hardware configuration.

Failing Item:

- IOPIP22

27679023

Explanation: Array not functional due to present hardware configuration.

Failing Item:

- IOPIP22

27679024

Explanation: Array not functional due to present hardware configuration.

Failing Item:

- IOPIP22

27679025

Explanation: Disk unit is not supported at its physical location.

Failing Item:

- IOPIP21

27679026

Explanation: Array not functional due to present hardware configuration.

Failing Item:

- IOPIP22

27679027

Explanation: Array not functional due to present hardware configuration.

Failing Item:

- IOPIP34

27679028

Explanation: Incorrect hardware configuration change has been detected.

Response: Reduce the number of arrays on IOP. Either

move all devices in an array to another IOP that supports arrays, or stop an array on this IOP.

Failing Item:

- SVCDOCS

27679029

Explanation: Incorrect hardware configuration change has been detected.

Response: Contact your next level of support.

Failing Item:

- SVCDOCS

2767902F

Explanation: Array addendum Product Activity Log entry.

Response: This entry contains additional array information for 90xx reference codes when the array contains more than 10 members. Use the 90xx entry that occurred at the same time as this reference code as the starting point for this problem.

27679030

Explanation: Array no longer protected due to missing or failed disk unit.

Failing Item:

- IOPIP21

27679031

Explanation: Automatic rebuild initiated for array.

Response: Either a previous rebuild was interrupted and was automatically restarted, or a hot spare disk unit was used to automatically rebuild the array. Look for other reference codes and take action on them.

27679040

Explanation: Array protection temporarily suspended.

Response: No action required. Protection will be automatically restarted.

27679041

Explanation: Background array parity check detected and corrected errors.

Response: Call your next level of support to report the problem.

Failing Item:

- AJDGP01

27679050

Explanation: Required cache data cannot be located for a disk unit.

Failing Item:

- IOPIP30

27679051

Explanation: IOP cache data exists for a missing or failed device.

Response: If all configured units are missing, a 9054 reference code may appear in the product activity log. If so, perform the action indicated for the 9054 reference code.

Otherwise, perform the procedure indicated in the failing item list.

Failing Item:

- IOPIP27

27679052

Explanation: Cache data exists for device that has been modified.

Failing Item:

- IOPIP28

27679053

Explanation: IOP resources not available due to previous problems.

Response: Take action on other IOP reference codes which have surfaced.

If you cannot get to SST or DST, and cannot perform a type A or B IPL, perform a type D IPL from removable media. Look for Product Activity Log entries for other IOP reference codes and take action on them.

Failing Item:

- SVCDOCS

27679054

Explanation: IOP resources not available due to previous problems.

Response: Power off the system and remove all new or replacement disk units. IPL the system to DST. If you cannot perform a type A or B IPL, perform a type D IPL from removable media.

Look for Product Activity Log entries for other IOP reference codes and take action on them.

Failing Item:

- SVCDOCS

27679081

Explanation: I/O processor card detected device error.

Failing Item:

- FI01105
 - STORIOA
-

27679082

Explanation: I/O processor card detected device error.

Failing Item:

- IOPIP16
 - FI01105
 - STORIOA
 - FI01140
 - BACKPLN
 - FI01106
-

27679090

Explanation: Disk unit has been modified after the last known status.

Response: Re-IPL the system. If any reference codes are surfaced, use the new reference code to resolve the problem.

If you cannot resolve the problem, contact your next level of support.

Failing Item:

- SVCDOCS
-

27679091

Explanation: Incorrect hardware configuration change has been detected.

Response: Re-IPL the system. If any reference codes are surfaced, use the new reference code to resolve the problem.

If you cannot resolve the problem, contact your next level of support.

Failing Item:

- SVCDOCS
-

27679092

Explanation: Disk unit requires initialization before use.

Failing Item:

- IOPIP26
-

2767B3B1

Explanation: A permanent I/O processor failure occurred.

Failing Item:

- IOP
-

2767B3B2

Explanation: A permanent I/O processor failure occurred.

Failing Item:

- IOP
-

2767B3B3

Explanation: A permanent I/O processor failure occurred.

Failing Item:

- IOP
-

2767B3B4

Explanation: A permanent I/O processor failure occurred.

Failing Item:

- IOP
-

2767B3B5

Explanation: A permanent I/O processor failure occurred.

Failing Item:

- IOP
-

2767B3B6

Explanation: A permanent I/O processor failure occurred.

Failing Item:

- IOP
-

2767B3B7

Explanation: A permanent I/O processor failure occurred.

Failing Item:

- IOP
-

2767B3B8

Explanation: Multi-adapter Bridge error detected.

Failing Item:

- MA_BRDG
-

2767B3B9 • 27680A22

- IOP

2767B3B9

Explanation: A permanent I/O processor failure occurred.

Failing Item:

- IOP

2767B3E0

Explanation: I/O processor detected a fault condition.

Failing Item:

- IOP
- MA_BRDG

2767B3E1

Explanation: I/O processor detected a fault condition.

Failing Item:

- IOP
- MA_BRDG

2767B410

Explanation: A permanent I/O processor failure occurred.

Failing Item:

- STORIOA

2767B411

Explanation: A permanent I/O processor failure occurred.

Failing Item:

- STORIOA

2767B412

Explanation: Tape/CD or disk bus interface error occurred.

Failing Item:

- IOPIP16
- FI01107
- FI01140
- STORIOA
- DEVTERM

2767B935

Explanation: Unknown hardware detected.

Failing Item:

- FI01101
- AJDGP01
- IOP
- MA_BRDG

2767BE00

Explanation: I/O processor detected a fault condition.

Failing Item:

- AJDGP01
- IOP
- FI01104
- MA_BRDG

2767FF3D

Explanation: I/O adapter detected recoverable error.

Failing Item:

- STORIOA
- ANYBRDG

2767FF6D

Explanation: I/O processor detected a recoverable system bus error.

Failing Item:

- IOP
- ANYBUS

(2768) Reference codes

27680A17

Explanation: A permanent I/O processor failure occurred.

Failing Item:

- IOP
- MA_BRDG
- AJDGP01
- AJDG301

27680A22

Explanation: I/O processor detected a storage transfer error.

Failing Item:

- AJDGP01
- AJDG301
- IOP
- MA_BRDG

2768102E

Explanation: Out of alternate sectors for disk storage.

Failing Item:

- FI01105
-

27681306

Explanation: I/O processor card or Licensed Internal Code error.

Response: A microprocessor exception occurred on the I/O processor.

Failing Item:

- AJDGP01
 - IOP
 - FI01104
 - BACKPLN
-

27681307

Explanation: I/O processor resource not available.

Failing Item:

- AJDGP01
 - AJDG301
-

27681310

Explanation: I/O processor resource not available.

Response: The I/O processor error log is being filled faster than the errors are being reported to the system. Check other errors reported to the system and correct them.

27681317

Explanation: I/O processor card error.

Response: Display the Service Action Log entry for this SRC. If the Failing Item indicates IOP, then replace the IOP. If the Failing Item indicates SVCDOCS, then do NOT replace the IOP. This is a recoverable error. Perform the following:

1. If the I/O Processor is not operable and disk units are attached, use Hardware Service Manager to re-IPL the IOP. Other resources attached to the IOP may then need to be Varied On.
2. If disk units are not attached, perform the VRYCFG RESET(*YES) command to reset the IOP and Vary On attached resources.

Failing Item:

- SVCDOCS
-

27682200

Explanation: I/O processor Licensed Internal Code error.

Failing Item:

- AJDGP01
-

27682201

Explanation: Removable media error during IPL.

Failing Item:

- USER
 - FI01105
-

27682202

Explanation: Removable media error during IPL.

Failing Item:

- FI00022
 - FI01105
-

27683000

Explanation: A permanent I/O processor failure occurred.

Failing Item:

- FI01101
 - IOP
 - MA_BRDG
-

27683001

Explanation: Not valid condition in I/O Processor Licensed Internal Code.

Response: The Licensed Internal Code found a condition that should not have occurred.

Failing Item:

- IOP
 - AJDGP01
-

27683002

Explanation: Addressed device failed to respond to selection.

Failing Item:

- IOPIP16
 - FI01105
 - STORIOA
 - FI01140
 - FI01141
 - FI01106
-

27683006

Explanation: System bus error.

Failing Item:

- IOP
- ANYBUS
- FI01101

27683020

Explanation: I/O processor detected a SCSI bus configuration error.

Response: Error occurred on SCSI bus 0.

Failing Item:

- IOPIP17
- USER
- FI01107
- STORIOA

27683021

Explanation: I/O processor detected a SCSI bus configuration error.

Response: Error occurred on SCSI bus 1.

Failing Item:

- IOPIP17
- USER
- FI01107
- STORIOA

27683022

Explanation: I/O processor detected a SCSI bus configuration error.

Response: Error occurred on SCSI bus 2.

Failing Item:

- IOPIP17
- USER
- FI01107
- STORIOA

27683023

Explanation: I/O processor detected a SCSI bus configuration error.

Response: Error occurred on SCSI bus 3.

Failing Item:

- IOPIP17
- USER
- FI01107
- STORIOA

27683080

Explanation: I/O processor Licensed Internal Code error.

Failing Item:

- AJDGP01

27683081

Explanation: System log entry only, no service action required.

27683084

Explanation: I/O processor card or Licensed Internal Code error.

Response: A microprocessor exception occurred on the I/O processor.

Failing Item:

- AJDGP01
- IOP
- FI01104
- MA_BRDG

27683087

Explanation: I/O processor resource not available.

Response: The Licensed Internal Code could not allocate resources on the I/O processor card.

Failing Item:

- AJDGP01
- AJDG301
- IOACNFG
- FI01104

27683100

Explanation: I/O processor card detected interface error.

Response: Error occurred on SCSI bus 0.

Failing Item:

- IOPIP13
- FI01107
- STORIOA
- FI01140
- DEVBPLN

27683101

Explanation: I/O processor card detected interface error.

Response: Error occurred on SCSI bus 1.

Failing Item:

- IOPIP13
- FI01107
- STORIOA
- FI01140
- DEVBPLN

27683102

Explanation: I/O processor card detected interface error.

Response: Error occurred on SCSI bus 2.

Failing Item:

- IOPIP13
- FI01107
- STORIOA
- FI01140
- DEVBPLN

27683103

Explanation: I/O processor card detected interface error.

Response: Error occurred on SCSI bus 3.

Failing Item:

- IOPIP13
- FI01107
- STORIOA
- FI01140
- DEVBPLN

27683109

Explanation: I/O processor timed out a device command.

Failing Item:

- IOPIP16
- FI01105
- STORIOA
- FI01140
- BACKPLN
- FI01106

27683110

Explanation: I/O processor card detected interface error.

Failing Item:

- IOPIP16
- FI01105
- STORIOA

- FI01140
- BACKPLN
- FI01106

27683120

Explanation: I/O Processor detected that the bus is not operational.

Response: A device was added to SCSI bus 0 of the I/O Adapter and caused the bus to become not operational. Remove the device.

Failing Item:

- SVCDOCS

27683121

Explanation: I/O Processor detected that the bus is not operational.

Response: A device was added to SCSI bus 1 of the I/O Adapter and caused the bus to become not operational. Remove the device.

Failing Item:

- SVCDOCS

27683122

Explanation: I/O Processor detected that the bus is not operational.

Response: A device was added to SCSI bus 2 of the I/O Adapter and caused the bus to become not operational. Remove the device.

Failing Item:

- SVCDOCS

27683123

Explanation: I/O Processor detected that the bus is not operational.

Response: A device was added to SCSI bus 3 of the I/O Adapter and caused the bus to become not operational. Remove the device.

Failing Item:

- SVCDOCS

27683136

Explanation: The removable media device is assigned elsewhere.

Failing Item:

- USER
- FI01105

27683140

Explanation: I/O Processor detected that the bus is now operational.

Response: This reference code and the 3120 reference code that occurred before it require no service action, since SCSI bus 0 is now operational.

27683141

Explanation: I/O Processor detected that the bus is now operational.

Response: This reference code and the 3121 reference code that occurred before it require no service action, since SCSI bus 1 is now operational.

27683142

Explanation: I/O Processor detected that the bus is now operational.

Response: This reference code and the 3122 reference code that occurred before it require no service action, since SCSI bus 2 is now operational.

27683143

Explanation: I/O Processor detected that the bus is now operational.

Response: This reference code and the 3123 reference code that occurred before it require no service action, since SCSI bus 3 is now operational.

27683150

Explanation: I/O processor detected a SCSI bus configuration error.

Response: Internal and external SCSI cables are connected to SCSI bus 0 at the same time. Correct the SCSI bus 0 configuration.

Failing Item:

- SVCDOCS

27683151

Explanation: I/O processor detected a SCSI bus configuration error.

Response: Internal and external SCSI cables are connected to SCSI bus 1 at the same time. Correct the SCSI bus 1 configuration.

Failing Item:

- SVCDOCS

27683200

Explanation: A tape/CD or disk device reported a failure.

Failing Item:

- FI01105
- STORIOA
- IOP
- MEDIA

27683203

Explanation: Disk media format bad.

Failing Item:

- FI01105

27683205

Explanation: Disk sector read error.

Response: Disk unit data may need to be reloaded, but the disk unit does not need to be replaced.

Failing Item:

- FI01105

27683215

Explanation: Disk sector read error.

Response: Disk unit data may need to be reloaded, but the disk unit does not need to be replaced.

Failing Item:

- FI01105

27683250

Explanation: Disk unit requires initialization before use.

Response: Perform a D-IPL and work on errors found in the log.

Failing Item:

- USER

27683300

Explanation: Storage unit detected a media problem.

Failing Item:

- IOPIP01
 - MEDIA
 - FI00121
 - FI01141
-

27683400

Explanation: I/O processor card detected device error.

Response: NOTE: If external devices are attached check EXTSCSI and DEVTERM first.

Failing Item:

- FI02112
 - STORIOA
 - FI01106
 - DEVTERM
 - FI01140
-

27683401

Explanation: Device backplane problem.

Failing Item:

- DEVBPLN
-

27683501

Explanation: I/O processor Licensed Internal Code error.

Failing Item:

- AJDGP01
 - IOP
-

27683600

Explanation: System log entry only, no service action required.

27683601

Explanation: System log entry only, no service action required.

27686070

Explanation: A permanent I/O processor failure occurred.

Failing Item:

- IOP
-

27686071

Explanation: I/O processor Licensed Internal Code error.

Failing Item:

- AJDGP01
-

27686072

Explanation: I/O processor Licensed Internal Code error.

Failing Item:

- AJDGP01
 - IOP
-

27686073

Explanation: IPL device not ready.

Failing Item:

- MEDIA
 - FI01105
 - USER
-

27686075

Explanation: I/O processor resource not available.

Failing Item:

- AJDGP01
-

27686076

Explanation: I/O processor card detected media error.

Failing Item:

- MEDIA
 - AJDGP01
 - FI01105
-

27686081

Explanation: I/O processor Licensed Internal Code error.

Failing Item:

- AJDGP01
 - IOP
-

27686082

Explanation: I/O processor Licensed Internal Code error.

Failing Item:

- AJDGP01
 - IOP
-

27686083

Explanation: I/O processor Licensed Internal Code error.

Failing Item:

- AJDGP01
 - IOP
-

27686085

Explanation: I/O processor Licensed Internal Code error.

Failing Item:

- AJDGP01
- IOP
- MA_BRDG

27686200

Explanation: A permanent IOA hardware error occurred.

Failing Item:

- FCIOA
- OPT_CLN

27686201

Explanation: IOA LID is not valid.

Failing Item:

- AJDGP01

27686602

Explanation: An I/O processor Licensed Internal Code error occurred.

Failing Item:

- AJDGP01

27688000

Explanation: A permanent IOP or cache adapter card failure occurred.

Response: DO NOT replace both FRUs at the same time. Exchange the FRUs one at a time in the order shown.

Failing Item:

- STORIOA
- CACHE

27688002

Explanation: A permanent cache adapter card failure occurred.

Response: DO NOT replace both FRUs at the same time. Exchange the FRUs one at a time in the order shown.

Failing Item:

- CACHE
- STORIOA

27688004

Explanation: Voltage drop detected on I/O processor 5 volt power supply.

Failing Item:

- FI01141
- STORIOA

27688005

Explanation: A recoverable IOP or cache adapter card error occurred.

Response: DO NOT replace both FRUs at the same time. Exchange the FRUs one at a time in the order shown.

Failing Item:

- STORIOA
- CACHE

27688007

Explanation: A recoverable cache adapter card error occurred.

Response: DO NOT replace both FRUs at the same time. Exchange the FRUs one at a time in the order shown.

Failing Item:

- CACHE
- STORIOA

27688010

Explanation: A permanent cache adapter card failure occurred.

Response: The cache adapter card may be missing, broken or incompatible.

DO NOT replace both FRUs at the same time. Exchange the FRUs one at a time in the order shown.

Failing Item:

- CACHE
- STORIOA

27688011

Explanation: A permanent cache adapter card failure occurred.

Response: The cache adapter card may be missing, broken or incompatible.

DO NOT replace both FRUs at the same time. Exchange the FRUs one at a time in the order shown.

Failing Item:

- CACHE

- STORIOA

27688100

Explanation: I/O processor Licensed Internal Code error.

Failing Item:

- AJDGP01
- IOP

27688130

Explanation: IOA detected recoverable device bus error.

Response: An error occurred on SCSI bus 0. No action is required. This reference code is logged for information only.

27688131

Explanation: IOA detected recoverable device bus error.

Response: An error occurred on SCSI bus 1. No action is required. This reference code is logged for information only.

27688132

Explanation: IOA detected recoverable device bus error.

Response: An error occurred on SCSI bus 2. No action is required. This reference code is logged for information only.

27688133

Explanation: IOA detected recoverable device bus error.

Response: An error occurred on SCSI bus 3. No action is required. This reference code is logged for information only.

27688140

Explanation: IOA detected recoverable device bus error.

Response: No action is required. This reference code is logged for information only.

27688141

Explanation: IOA detected recoverable device error.

Response: No action is required. This reference code is logged for information only.

27688145

Explanation: A recoverable I/O processor error occurred.

Failing Item:

- STORIOA

27688146

Explanation: Disk device detected recoverable error.

Failing Item:

- FI01105

27688150

Explanation: A permanent I/O processor failure occurred.

Failing Item:

- STORIOA
- ANYBRDG

27688151

Explanation: I/O processor Licensed Internal Code error.

Failing Item:

- AJDGP01
- STORIOA

27688155

Explanation: A permanent I/O processor failure occurred.

Failing Item:

- AJDGP01
- STORIOA

27688156

Explanation: A permanent I/O processor failure occurred.

Failing Item:

- AJDGP01
- STORIOA

27688157

Explanation: I/O adapter card error.

Response: Display the Service Action Log entry for this SRC. If the Failing Item indicates I/O adapter, then replace the I/O adapter. If the Failing Item indicates SVCDOCS, then do NOT replace the I/O adapter. This is a recoverable error. Perform the following for the I/O processor that the I/O adapter is attached to:

27688200 • 27689012

1. If the I/O Processor is not operable and disk units are attached, use Hardware Service Manager to re-IPL the IOP. Other resources attached to the IOP may then need to be Varied On.

2. If disk units are not attached, perform the VRYCFG RESET(*YES) command to reset the IOP and Vary On attached resources.

Failing Item:

- SVCDOCS

27688200

Explanation: I/O processor Licensed Internal Code error.

Failing Item:

- AJDGP01
- IOP

27688300

Explanation: I/O processor card or Licensed Internal Code error.

Response: A microprocessor exception occurred on the I/O processor.

Failing Item:

- STORIOA
- IOP
- AJDGP01

27688301

Explanation: Not valid condition in I/O Processor Licensed Internal Code.

Response: The Licensed Internal Code found a condition that should not have occurred.

Failing Item:

- FI01101
- AJDGP01
- IOP

27688400

Explanation: I/O processor Licensed Internal Code error.

Failing Item:

- AJDGP01

27689000

Explanation: I/O processor card detected device error.

Failing Item:

- FI01105

- STORIOA

27689001

Explanation: I/O processor card detected device configuration error.

Failing Item:

- IOPIP33

27689002

Explanation: I/O processor card detected device error.

Failing Item:

- IOPIP16
- FI01105
- STORIOA
- FI01140
- BACKPLN
- FI01106

27689008

Explanation: I/O card does not support functions expected by devices.

Failing Item:

- IOPIP25

27689009

Explanation: Call your next level of support for assistance.

Failing Item:

- SVCDOCS

27689010

Explanation: Cache data associated with attached devices cannot be found.

Failing Item:

- IOPIP31

27689011

Explanation: Cache data belongs to devices other than those attached.

Failing Item:

- IOPIP32

27689012

Explanation: IOP requires a cache adapter card but cannot find it.

Response: The cache adapter card is missing or broken.

Failing Item:

- IOPIP29
- CACHE

27689013

Explanation: The IOP and attached cache adapter card are not compatible.

Failing Item:

- IOPIP19

27689020

Explanation: Array not functional due to present hardware configuration.

Failing Item:

- IOPIP20

27689021

Explanation: Array not functional due to present hardware configuration.

Failing Item:

- IOPIP20

27689022

Explanation: Array not functional due to present hardware configuration.

Failing Item:

- IOPIP22

27689023

Explanation: Array not functional due to present hardware configuration.

Failing Item:

- IOPIP22

27689024

Explanation: Array not functional due to present hardware configuration.

Failing Item:

- IOPIP22

27689025

Explanation: Disk unit is not supported at its physical location.

Failing Item:

- IOPIP21

27689026

Explanation: Array not functional due to present hardware configuration.

Failing Item:

- IOPIP22

27689027

Explanation: Array not functional due to present hardware configuration.

Failing Item:

- IOPIP34

27689028

Explanation: Incorrect hardware configuration change has been detected.

Response: Reduce the number of arrays on IOP. Either move all devices in an array to another IOP that supports arrays, or stop an array on this IOP.

Failing Item:

- SVCDOCS

27689029

Explanation: Incorrect hardware configuration change has been detected.

Response: Contact your next level of support.

Failing Item:

- SVCDOCS

2768902F

Explanation: Array addendum Product Activity Log entry.

Response: This entry contains additional array information for 90xx reference codes when the array contains more than 10 members. Use the 90xx entry that occurred at the same time as this reference code as the starting point for this problem.

27689030

Explanation: Array no longer protected due to missing or failed disk unit.

Failing Item:

- IOPIP21

27689031

Explanation: Automatic rebuild initiated for array.

Response: Either a previous rebuild was interrupted and was automatically restarted, or a hot spare disk

unit was used to automatically rebuild the array. Look for other reference codes and take action on them.

27689040

Explanation: Array protection temporarily suspended.

Response: No action required. Protection will be automatically restarted.

27689041

Explanation: Background array parity check detected and corrected errors.

Response: Call your next level of support to report the problem.

Failing Item:

- AJDGP01

27689050

Explanation: Required cache data cannot be located for a disk unit.

Failing Item:

- IOPIP30

27689051

Explanation: IOP cache data exists for a missing or failed device.

Response: If all configured units are missing, a 9054 reference code may appear in the product activity log. If so, perform the action indicated for the 9054 reference code.

Otherwise, perform the procedure indicated in the failing item list.

Failing Item:

- IOPIP27

27689052

Explanation: Cache data exists for device that has been modified.

Failing Item:

- IOPIP28

27689053

Explanation: IOP resources not available due to previous problems.

Response: Take action on other IOP reference codes which have surfaced.

If you cannot get to SST or DST, and cannot perform a type A or B IPL, perform a type D IPL from removable media. Look for Product Activity Log entries for other

IOP reference codes and take action on them.

Failing Item:

- SVCDOCS

27689054

Explanation: IOP resources not available due to previous problems.

Response: Power off the system and remove all new or replacement disk units. IPL the system to DST. If you cannot perform a type A or B IPL, perform a type D IPL from removable media.

Look for Product Activity Log entries for other IOP reference codes and take action on them.

Failing Item:

- SVCDOCS

27689081

Explanation: I/O processor card detected device error.

Failing Item:

- FI01105
- STORIOA

27689082

Explanation: I/O processor card detected device error.

Failing Item:

- IOPIP16
- FI01105
- STORIOA
- FI01140
- BACKPLN
- FI01106

27689090

Explanation: Disk unit has been modified after the last known status.

Response: Re-IPL the system. If any reference codes are surfaced, use the new reference code to resolve the problem.

If you cannot resolve the problem, contact your next level of support.

Failing Item:

- SVCDOCS

27689091

Explanation: Incorrect hardware configuration change has been detected.

Response: Re-IPL the system. If any reference codes

are surfaced, use the new reference code to resolve the problem.

If you cannot resolve the problem, contact your next level of support.

Failing Item:

- SVCDOCS

27689092

Explanation: Disk unit requires initialization before use.

Failing Item:

- IOPIP26

2768B3B1

Explanation: A permanent I/O processor failure occurred.

Failing Item:

- IOP

2768B3B2

Explanation: A permanent I/O processor failure occurred.

Failing Item:

- IOP

2768B3B3

Explanation: A permanent I/O processor failure occurred.

Failing Item:

- IOP

2768B3B4

Explanation: A permanent I/O processor failure occurred.

Failing Item:

- IOP

2768B3B5

Explanation: A permanent I/O processor failure occurred.

Failing Item:

- IOP

2768B3B6

Explanation: A permanent I/O processor failure occurred.

Failing Item:

- IOP

2768B3B7

Explanation: A permanent I/O processor failure occurred.

Failing Item:

- IOP

2768B3B8

Explanation: Multi-adapter Bridge error detected.

Failing Item:

- MA_BRDG
- IOP

2768B3B9

Explanation: A permanent I/O processor failure occurred.

Failing Item:

- IOP

2768B3E0

Explanation: I/O processor detected a fault condition.

Failing Item:

- IOP
- MA_BRDG

2768B3E1

Explanation: I/O processor detected a fault condition.

Failing Item:

- IOP
- MA_BRDG

2768B410

Explanation: A permanent I/O processor failure occurred.

Failing Item:

- STORIOA

2768B411

Explanation: A permanent I/O processor failure occurred.

Failing Item:

- STORIOA

2768B412

Explanation: Tape/CD or disk bus interface error occurred.

Failing Item:

- IOPIP16
- FI01107
- FI01140
- STORIOA
- DEVTERM

2768B935

Explanation: Unknown hardware detected.

Failing Item:

- FI01101
- AJDGP01
- IOP

(2771) Reference codes

2771B904

Explanation: I/O Adapter Licensed Internal Code failed.

Failing Item:

- AJDGP01
- FI00719

2771B934

Explanation: Incompatible hardware detected.

Failing Item:

- FI00719
- FI00718

2771B940

Explanation: I/O adapter hardware error detected.

Failing Item:

- FI00719
- FI00718
- AJDGP01
- MA_BRDG

- MA_BRDG

2768BE00

Explanation: I/O processor detected a fault condition.

Failing Item:

- AJDGP01
- IOP
- FI01104
- MA_BRDG

2768FF3D

Explanation: I/O adapter detected recoverable error.

Failing Item:

- STORIOA
- ANYBRDG

2768FF6D

Explanation: I/O processor detected a recoverable system bus error.

Failing Item:

- IOP
- ANYBUS

2771B941

Explanation: One half of I/O adapter failed.

Failing Item:

- FI00719
- FI00718
- AJDGP01

2771B942

Explanation: One half of I/O adapter failed.

Failing Item:

- FI00719
- FI00718
- AJDGP01

(2772) Reference codes

2772B904

Explanation: I/O Adapter Licensed Internal Code failed.

Failing Item:

- AJDGP01
- FI00719

2772B934

Explanation: Incompatible hardware detected.

Failing Item:

- FI00719
- FI00718

2772B940

Explanation: I/O adapter hardware error detected.

Failing Item:

- FI00719

- FI00718
- AJDGP01
- MA_BRDG

2772B941

Explanation: One half of I/O adapter failed.

Failing Item:

- FI00719
- FI00718
- AJDGP01

2772B942

Explanation: One half of I/O adapter failed.

Failing Item:

- FI00719
- FI00718
- AJDGP01

(2782) Reference codes

27821310

Explanation: I/O processor resource not available.

Response: The I/O processor error log is being filled faster than the errors are being reported to the system. Check other errors reported to the system and correct them.

27823006

Explanation: System bus error.

Failing Item:

- IOP
- ANYBUS
- STORIOA

27823020

Explanation: I/O processor detected a SCSI bus configuration error.

Response: Error occurred on SCSI bus 0.

Failing Item:

- IOPIP17
- USER
- FI01107
- STORIOA

27823021

Explanation: I/O processor detected a SCSI bus configuration error.

Response: Error occurred on SCSI bus 1.

Failing Item:

- IOPIP17
- USER
- FI01107
- STORIOA

27823022

Explanation: I/O processor detected a SCSI bus configuration error.

Response: Error occurred on SCSI bus 2.

Failing Item:

- IOPIP17
- USER
- FI01107
- STORIOA

27823023

Explanation: I/O processor detected a SCSI bus configuration error.

Response: Error occurred on SCSI bus 3.

Failing Item:

- IOPIP17

27823100 • 27823140

- USER
- FI01107
- STORIOA

27823100

Explanation: I/O processor card detected interface error.

Response: Error occurred on SCSI bus 0.

Failing Item:

- IOPIP13
- FI01107
- STORIOA
- FI01140
- DEVBPLN

27823101

Explanation: I/O processor card detected interface error.

Response: Error occurred on SCSI bus 1.

Failing Item:

- IOPIP13
- FI01107
- STORIOA
- FI01140
- DEVBPLN

27823102

Explanation: I/O processor card detected interface error.

Response: Error occurred on SCSI bus 2.

Failing Item:

- IOPIP13
- FI01107
- STORIOA
- FI01140
- DEVBPLN

27823103

Explanation: I/O processor card detected interface error.

Response: Error occurred on SCSI bus 3.

Failing Item:

- IOPIP13
- FI01107
- STORIOA
- FI01140

- DEVBPLN

27823120

Explanation: I/O Processor detected that the bus is not operational.

Response: A device was added to SCSI bus 0 of the I/O Adapter and caused the bus to become not operational. Remove the device.

Failing Item:

- SVCDOCS

27823121

Explanation: I/O Processor detected that the bus is not operational.

Response: A device was added to SCSI bus 1 of the I/O Adapter and caused the bus to become not operational. Remove the device.

Failing Item:

- SVCDOCS

27823122

Explanation: I/O Processor detected that the bus is not operational.

Response: A device was added to SCSI bus 2 of the I/O Adapter and caused the bus to become not operational. Remove the device.

Failing Item:

- SVCDOCS

27823123

Explanation: I/O Processor detected that the bus is not operational.

Response: A device was added to SCSI bus 3 of the I/O Adapter and caused the bus to become not operational. Remove the device.

Failing Item:

- SVCDOCS

27823140

Explanation: I/O Processor detected that the bus is now operational.

Response: This reference code and the 3120 reference code that occurred before it require no service action, since SCSI bus 0 is now operational.

27823141

Explanation: I/O Processor detected that the bus is now operational.

Response: This reference code and the 3121 reference code that occurred before it require no service action, since SCSI bus 1 is now operational.

27823142

Explanation: I/O Processor detected that the bus is now operational.

Response: This reference code and the 3122 reference code that occurred before it require no service action, since SCSI bus 2 is now operational.

27823143

Explanation: I/O Processor detected that the bus is now operational.

Response: This reference code and the 3123 reference code that occurred before it require no service action, since SCSI bus 3 is now operational.

27823150

Explanation: I/O processor detected a SCSI bus configuration error.

Response: Internal and external SCSI cables are connected to SCSI bus 0 at the same time. Correct the SCSI bus 0 configuration.

Failing Item:

- SVCDOCS

27823151

Explanation: I/O processor detected a SCSI bus configuration error.

Response: Internal and external SCSI cables are connected to SCSI bus 1 at the same time. Correct the SCSI bus 1 configuration.

Failing Item:

- SVCDOCS

27823400

Explanation: I/O processor card detected device error.

Failing Item:

- FI02112
- STORIOA
- FI01106
- DEVTERM
- FI01140

27823401

Explanation: Device backplane problem.

Failing Item:

- DEVBPLN

27823501

Explanation: I/O processor Licensed Internal Code error.

Failing Item:

- AJDGP01
- IOP

27823600

Explanation: System log entry only, no service action required.

27823601

Explanation: System log entry only, no service action required.

27828008

Explanation: A permanent cache battery pack failure occurred.

Response: NOTE: Under a certain configuration, this SRC may not represent an error that requires a service action. Depending on the configuration of the system, the Storage IOA may have been altered and/or the Storage IOA Cache may have been disabled to allow attachment of OEM Storage that emulates a Load Source drive. If this is the case, this error will be posted each time the IOA is IPLed and it can be ignored.

Failing Item:

- CACHBAT
- STORIOA

27828009

Explanation: Impending cache battery pack failure.

Failing Item:

- CACHBAT

27828012

Explanation: Attached read cache devices exceed capacity supported by IOA.

Response: Reduce the number of read caches on the IOA.

Failing Item:

- SVCDOCS

27828100

Explanation: I/O processor Licensed Internal Code error.

Failing Item:

- AJDGP01
 - IOP
-

27828130

Explanation: IOA detected recoverable device bus error.

Response: An error occurred on SCSI bus 0. No action is required. This reference code is logged for information only.

27828131

Explanation: IOA detected recoverable device bus error.

Response: An error occurred on SCSI bus 1. No action is required. This reference code is logged for information only.

27828132

Explanation: IOA detected recoverable device bus error.

Response: An error occurred on SCSI bus 2. No action is required. This reference code is logged for information only.

27828133

Explanation: IOA detected recoverable device bus error.

Response: An error occurred on SCSI bus 3. No action is required. This reference code is logged for information only.

27828140

Explanation: IOA detected recoverable device bus error.

Response: No action is required. This reference code is logged for information only.

27828141

Explanation: IOA detected recoverable device error.

Response: No action is required. This reference code is logged for information only.

27828145

Explanation: A recoverable I/O processor error occurred.

Failing Item:

- STORIOA
-

27828146

Explanation: Disk device detected recoverable error.

Failing Item:

- FI01105
-

27828150

Explanation: A permanent I/O processor failure occurred.

Response: NOTE: Under a certain configuration, this SRC may not represent an error that requires a service action. Depending on the configuration of the system, the Storage IOA may have been altered and/or the Storage IOA Cache may have been disabled to allow attachment of OEM Storage that emulates a Load Source drive. If this is the case, this error will be posted each time the IOA is IPLed and it can be ignored.

Failing Item:

- STORIOA
 - ANYBRDG
-

27828151

Explanation: I/O processor Licensed Internal Code error.

Failing Item:

- AJDGP01
 - STORIOA
-

27828155

Explanation: A permanent I/O processor failure occurred.

Failing Item:

- AJDGP01
 - STORIOA
-

27828156

Explanation: A permanent I/O processor failure occurred.

Failing Item:

- AJDGP01
 - STORIOA
-

27828157

Explanation: I/O adapter card error.

Response: Display the Service Action Log entry for this SRC. If the Failing Item indicates I/O adapter, then replace the I/O adapter. If the Failing Item indicates SVCDOCS, then do NOT replace the I/O adapter. This is a recoverable error. Perform the following for the I/O processor that the I/O adapter is attached to:

1. If the I/O Processor is not operable and disk units are attached, use Hardware Service Manager to re-IPL the IOP. Other resources attached to the IOP may then need to be Varied On.

2. If disk units are not attached, perform the VRYCFG RESET(*YES) command to reset the IOP and Vary On attached resources.

Failing Item:

- SVCDOCS

27828200

Explanation: I/O processor Licensed Internal Code error.

Failing Item:

- AJDGP01
- IOP

27829000

Explanation: I/O processor card detected device error.

Failing Item:

- FI01105
- STORIOA

27829001

Explanation: I/O processor card detected device configuration error.

Failing Item:

- IOPIP33

27829002

Explanation: I/O processor card detected device error.

Failing Item:

- IOPIP16
- FI01105
- STORIOA
- FI01140
- BACKPLN
- FI01106

27829008

Explanation: I/O card does not support functions expected by devices.

Failing Item:

- IOPIP25

27829009

Explanation: Call your next level of support for assistance.

Failing Item:

- SVCDOCS

27829010

Explanation: Cache data associated with attached devices cannot be found.

Failing Item:

- IOPIP31

27829011

Explanation: Cache data belongs to devices other than those attached.

Failing Item:

- IOPIP32

27829020

Explanation: Array not functional due to present hardware configuration.

Failing Item:

- IOPIP20

27829021

Explanation: Array not functional due to present hardware configuration.

Failing Item:

- IOPIP20

27829022

Explanation: Array not functional due to present hardware configuration.

Failing Item:

- IOPIP22

27829023

Explanation: Array not functional due to present hardware configuration.

Failing Item:

27829024 • 27829042

- IOPIP22

27829024

Explanation: Array not functional due to present hardware configuration.

Failing Item:

- IOPIP22

27829025

Explanation: Disk unit is not supported at its physical location.

Failing Item:

- IOPIP21

27829026

Explanation: Array not functional due to present hardware configuration.

Failing Item:

- IOPIP22

27829027

Explanation: Array not functional due to present hardware configuration.

Failing Item:

- IOPIP34

27829028

Explanation: Incorrect hardware configuration change has been detected.

Response: Reduce the number of arrays on IOP. Either move all devices in an array to another IOP that supports arrays, or stop an array on this IOP.

Failing Item:

- SVCDOCS

27829029

Explanation: Incorrect hardware configuration change has been detected.

Response: Contact your next level of support.

Failing Item:

- SVCDOCS

2782902F

Explanation: Array addendum Product Activity Log entry.

Response: This entry contains additional array information for 90xx reference codes when the array

contains more than 10 array members. Use the 90xx entry that occurred at the same time as this reference code as the starting point for this problem.

27829030

Explanation: Array no longer protected due to missing or failed disk unit.

Failing Item:

- IOPIP21

27829031

Explanation: Automatic rebuild initiated for array.

Response: Either a previous rebuild was interrupted and was automatically restarted, or a hot spare disk unit was used to automatically rebuild the array. Look for other reference codes and take action on them.

27829032

Explanation: A disk unit in a RAID array is missing or failed.

Response: The array is still protected, but the disk unit should be replaced.

Failing Item:

- FI02112
- IOPIP21

27829040

Explanation: Array protection temporarily suspended.

Response: No action required. Protection will be automatically restarted.

27829041

Explanation: Background array parity check detected and corrected errors.

Response: Call your next level of support to report the problem.

Failing Item:

- AJDGP01

27829042

Explanation: An array parity error has been detected and corrected.

Response: Call your next level of support to report the problem.

Failing Item:

- NEXTLVL

27829050

Explanation: Required cache data cannot be located for a disk unit.

Failing Item:

- IOPIP30
-

27829051

Explanation: IOP cache data exists for a missing or failed device.

Response: If all configured units are missing, a 9054 reference code may appear in the product activity log. If so, perform the action indicated for the 9054 reference code.

Otherwise, perform the procedure indicated in the failing item list.

Failing Item:

- IOPIP27
-

27829052

Explanation: Cache data exists for device that has been modified.

Response: Contact your next level of support.

Failing Item:

- SVCDOCS
-

27829053

Explanation: IOP resources not available due to previous problems.

Response: Take action on other IOP reference codes which have surfaced.

If you cannot get to SST or DST, and cannot perform a type A or B IPL, perform a type D IPL from removable media. Look for Product Activity Log entries for other IOP reference codes and take action on them.

Failing Item:

- SVCDOCS
-

27829054

Explanation: IOP resources not available due to previous problems.

Response: Power off the system and remove all new or replacement disk units. IPL the system to DST. If you cannot perform a type A or B IPL, perform a type D IPL from removable media.

Look for Product Activity Log entries for other IOP reference codes and take action on them.

Failing Item:

- SVCDOCS
-

27829071

Explanation: Link from IOA to auxiliary cache IOA went operational.

Response: No service action required.

27829072

Explanation: Link from IOA to auxiliary cache IOA went non-operational.

Response: No service action required.

27829073

Explanation: Incompatible or non-operational auxiliary cache IOA attached.

Failing Item:

- IOPIP40
-

27829081

Explanation: I/O processor card detected device error.

Failing Item:

- FI01105
 - STORIOA
-

27829082

Explanation: I/O processor card detected device error.

Failing Item:

- IOPIP16
 - FI01105
 - STORIOA
 - FI01140
 - BACKPLN
 - FI01106
-

27829090

Explanation: Disk unit has been modified after the last known status.

Response: Re-IPL the system. If any reference codes are surfaced, use the new reference code to resolve the problem.

If you cannot resolve the problem, contact your next level of support.

Failing Item:

- SVCDOCS
-

27829091

Explanation: Incorrect hardware configuration change has been detected.

Response: Re-IPL the system. If any reference codes are surfaced, use the new reference code to resolve the problem.

If you cannot resolve the problem, contact your next level of support.

Failing Item:

- SVCDOCS

27829092

Explanation: Disk unit requires initialization before use.

Failing Item:

- IOPIP26

27829093

Explanation: Read cache device not in correct format.

Response: Contact your next level of support.

Failing Item:

(2787) Reference codes

27871310

Explanation: I/O processor or I/O adapter resource not available.

Response: The I/O processor or I/O adapter error log is being filled faster than the errors are being reported to the system. Check other errors reported to the system and correct them.

27873020

Explanation: I/O processor detected a configuration error.

Response: Either too many devices or the wrong kind of devices have been configured under the IOA. Change the configuration.

Failing Item:

- SVCDOCS

27873100

Explanation: I/O processor card detected interface error.

Failing Item:

- FCINTF
- ANYFC
- FCIOA

- SVCDOCS

2782B934

Explanation: Incompatible hardware detected.

Failing Item:

- STORIOA

2782FF3D

Explanation: I/O adapter detected recoverable error.

Failing Item:

- STORIOA
- ANYBRDG

2782FF6D

Explanation: I/O processor detected a recoverable system bus error.

Failing Item:

- IOP
- ANYBUS

- OPT_CLN

27873120

Explanation: An open port was detected on port 0.

Problem determination: Perform the following steps:

1. Check for a missing cable or wrap connector.
2. This error can occur when a shared device is being moved from one LPAR to another LPAR and the port was left open.
3. This error can occur if there is a port or link failure. If you have eliminated the above possibilities contact your next level of support.

Failing Item:

- FCPORT
- FCIOA
- FCDEV
- OPT_CLN

27873140

Explanation: I/O Processor detected that a port is now operational.

Response: This reference code and the 3120 reference code that occurred before it require no service action, since the port is now operational.

27873200

Explanation: A disk device reported a failure.

Failing Item:

- FCDEV
 - FCIOA
 - IOP
 - OPT_CLN
-

27873400

Explanation: I/O processor card detected device error.

Failing Item:

- FCDEV
 - FCINTF
 - ANYFC
 - FCIOA
 - OPT_CLN
-

278734FF

Explanation: Format in progress.

Response: The device indicated that a format is in progress. When the format is complete, the device should be useable. No action is required. This reference code is logged for information only.

27878130

Explanation: Recovered Fibre Channel interface error.

Response: No action required. This reference code is logged for information only.

27878140

Explanation: Recovered Fibre Channel interface error.

Response: No action required. This reference code is logged for information only.

27878141

Explanation: IOA detected recoverable device error.

Response: No action required. This reference code is logged for information only.

27878145

Explanation: A recoverable I/O processor error occurred.

Failing Item:

- FCIOA
 - OPT_CLN
-

27878146

Explanation: Disk device detected recoverable error.

Failing Item:

- FCDEV
-

27878150

Explanation: A permanent I/O processor failure occurred.

Failing Item:

- FCIOA
 - ANYBRDG
 - OPT_CLN
-

27878151

Explanation: I/O processor Licensed Internal Code error.

Failing Item:

- AJDGP01
 - FCIOA
 - IOP
 - OPT_CLN
-

27878155

Explanation: A permanent I/O processor failure occurred.

Failing Item:

- AJDGP01
 - FCIOA
 - OPT_CLN
-

27878156

Explanation: A permanent I/O processor failure occurred.

Failing Item:

- AJDGP01
 - FCIOA
 - OPT_CLN
-

27879091

Explanation: Incorrect hardware configuration change has been detected.

Response: Reset the I/O processor and then IPL the I/O processor. For information about how to reset and IPL the I/O processor, see Debug the resource. If an I/O processor reset and I/O processor IPL does not resolve the problem, contact your next level of support.

Failing Item:

- SVCDOCS

27879092

Explanation: Incorrect hardware configuration change has been detected.

Response: Reset the I/O processor and then IPL the I/O processor. For information about how to reset and IPL the I/O processor, see Debug the resource. If an I/O processor reset and I/O processor IPL does not resolve the problem, contact your next level of support.

Failing Item:

(2793) Reference codes

2793A001

Explanation: Communications I/O adapter software error or failure configuring hardware.

Failing Item:

- NEXTLVL

2793B940

Explanation: I/O adapter hardware error detected.

Failing Item:

(2805) Reference codes

2805A001

Explanation: Communications I/O adapter software error or failure configuring hardware.

Failing Item:

- NEXTLVL

2805B940

Explanation: I/O adapter hardware error detected.

Failing Item:

(280D) Reference codes

280D1310

Explanation: I/O processor or I/O adapter resource not available.

Response: The I/O processor or I/O adapter error log is being filled faster than the errors are being reported to the system. Check other errors reported to the system and correct them.

280D3020

Explanation: I/O processor detected a configuration error.

- SVCDOCS

2787FF3D

Explanation: Recovered IOA error.

Failing Item:

- FCIOA
- ANYBRDG
- OPT_CLN

- FI00719

- AJDGP01

- MA_BRDG

2793B941

Explanation: One of the ports on the IOA has failed.

Failing Item:

- FI00719

- AJDGP01

- FI00719

- AJDGP01

- MA_BRDG

2805B941

Explanation: One of the ports on the IOA has failed.

Failing Item:

- FI00719

- AJDGP01

Response: Either too many devices or the wrong kind of devices have been configured under the IOA. Change the configuration.

Failing Item:

- SVCDOCS

280D3100

Explanation: I/O processor card detected interface error.

Failing Item:

- FCINTF

- ANYFC
- FCIOA
- OPT_CLN

280D3120

Explanation: An open port was detected on port 0.

Problem determination: Perform the following steps:

1. Check for a missing cable or wrap connector.
2. This error can occur when a shared device is being moved from one LPAR to another LPAR and the port was left open.
3. This error can occur if there is a port or link failure. If you have eliminated the above possibilities contact your next level of support.

Failing Item:

- FCPORT
- FCIOA
- FCDEV
- OPT_CLN

280D3140

Explanation: I/O Processor detected that a port is now operational.

Response: This reference code and the 3120 reference code that occurred before it require no service action, since the port is now operational.

280D3200

Explanation: A disk device reported a failure.

Failing Item:

- FCDEV
- FCIOA
- IOP
- OPT_CLN

280D3400

Explanation: I/O processor card detected device error.

Failing Item:

- FCDEV
- FCINTF
- ANYFC
- FCIOA
- OPT_CLN

280D34FF

Explanation: Format in progress.

Response: The device indicated that a format is in progress. When the format is complete, the device should be useable. No action is required. This reference code is logged for information only.

280D8130

Explanation: Recovered Fibre Channel interface error.

Response: No action required. This reference code is logged for information only.

280D8140

Explanation: Recovered Fibre Channel interface error.

Response: No action required. This reference code is logged for information only.

280D8141

Explanation: IOA detected recoverable device error.

Response: No action required. This reference code is logged for information only.

280D8145

Explanation: A recoverable I/O processor error occurred.

Failing Item:

- FCIOA
- OPT_CLN

280D8146

Explanation: Disk device detected recoverable error.

Failing Item:

- FCDEV

280D8150

Explanation: A permanent I/O processor failure occurred.

Failing Item:

- FCIOA
- ANYBRDG
- OPT_CLN

280D8151

Explanation: I/O processor Licensed Internal Code error.

Failing Item:

280D8155 • 280E3140

- AJDGP01
- FCIOA
- IOP
- OPT_CLN

280D8155

Explanation: A permanent I/O processor failure occurred.

Failing Item:

- AJDGP01
- FCIOA
- OPT_CLN

280D8156

Explanation: A permanent I/O processor failure occurred.

Failing Item:

- AJDGP01
- FCIOA
- OPT_CLN

280D9091

Explanation: Incorrect hardware configuration change has been detected.

Response: Reset the I/O processor and then IPL the I/O processor. For information about how to reset and IPL the I/O processor, see Debug the resource. If an I/O processor reset and I/O processor IPL does not resolve the problem, contact your next level of support.

Failing Item:

- SVCDOCS

280D9092

Explanation: Incorrect hardware configuration change has been detected.

Response: Reset the I/O processor and then IPL the I/O processor. For information about how to reset and IPL the I/O processor, see Debug the resource. If an I/O processor reset and I/O processor IPL does not resolve the problem, contact your next level of support.

Failing Item:

- SVCDOCS

280DFF3D

Explanation: Recovered IOA error.

Failing Item:

- FCIOA
- ANYBRDG
- OPT_CLN

(280E) Reference codes

280E1310

Explanation: I/O processor or I/O adapter resource not available.

Response: The I/O processor or I/O adapter error log is being filled faster than the errors are being reported to the system. Check other errors reported to the system and correct them.

280E3020

Explanation: I/O processor detected a configuration error.

Response: Either too many devices or the wrong kind of devices have been configured under the IOA. Change the configuration.

Failing Item:

- SVCDOCS

280E3100

Explanation: I/O processor card detected interface error.

Failing Item:

- FCINTF
- ANYFC
- FCIOA
- OPT_CLN

280E3120

Explanation: An open port was detected on port 0.

Problem determination: Perform the following steps:

1. Check for a missing cable or wrap connector.
2. This error can occur when a shared device is being moved from one LPAR to another LPAR and the port was left open.
3. This error can occur if there is a port or link failure. If you have eliminated the above possibilities contact your next level of support.

Failing Item:

- FCPORT
- FCIOA
- FCDEV
- OPT_CLN

280E3140

Explanation: I/O Processor detected that a port is now operational.

Response: This reference code and the 3120 reference code that occurred before it require no service action, since the port is now operational.

280E3200

Explanation: A disk device reported a failure.

Failing Item:

- FCDEV
- FCIOA
- IOP
- OPT_CLN

280E3400

Explanation: I/O processor card detected device error.

Failing Item:

- FCDEV
- FCINTF
- ANYFC
- FCIOA
- OPT_CLN

280E34FF

Explanation: Format in progress.

Response: The device indicated that a format is in progress. When the format is complete, the device should be useable. No action is required. This reference code is logged for information only.

280E8130

Explanation: Recovered Fibre Channel interface error.

Response: No action required. This reference code is logged for information only.

280E8140

Explanation: Recovered Fibre Channel interface error.

Response: No action required. This reference code is logged for information only.

280E8141

Explanation: IOA detected recoverable device error.

Response: No action required. This reference code is logged for information only.

280E8145

Explanation: A recoverable I/O processor error occurred.

Failing Item:

- FCIOA
- OPT_CLN

280E8146

Explanation: Disk device detected recoverable error.

Failing Item:

- FCDEV

280E8150

Explanation: A permanent I/O processor failure occurred.

Failing Item:

- FCIOA
- ANYBRDG
- OPT_CLN

280E8151

Explanation: I/O processor Licensed Internal Code error.

Failing Item:

- AJDGP01
- FCIOA
- IOP
- OPT_CLN

280E8155

Explanation: A permanent I/O processor failure occurred.

Failing Item:

- AJDGP01
- FCIOA
- OPT_CLN

280E8156

Explanation: A permanent I/O processor failure occurred.

Failing Item:

- AJDGP01
- FCIOA
- OPT_CLN

280E9091

Explanation: Incorrect hardware configuration change has been detected.

Response: Reset the I/O processor and then IPL the I/O processor. For information about how to reset and IPL the I/O processor, see Debug the resource. If an I/O processor reset and I/O processor IPL does not resolve the problem, contact your next level of support.

Failing Item:

- SVCDOCS

280E9092

Explanation: Incorrect hardware configuration change has been detected.

Response: Reset the I/O processor and then IPL the I/O processor. For information about how to reset and IPL the I/O processor, see Debug the resource. If an I/O processor reset and I/O processor IPL does not resolve the problem, contact your next level of support.

Failing Item:

- SVCDOCS

280EFF3D

Explanation: Recovered IOA error.

Failing Item:

- FCIOA
- ANYBRDG
- OPT_CLN

(2838) Reference codes

2838B904

Explanation: I/O adapter Licensed Internal Code failed.

Failing Item:

- AJDGP01
- FI00719

2838B931

Explanation: I/O adapter hardware error detected.

Failing Item:

- FI00719
- FI00718
- AJDGP01
- MA_BRDG

2838B930

Explanation: I/O adapter Licensed Internal Code failed.

Failing Item:

- AJDGP01
- FI00718
- FI00719

2838B933

Explanation: Incompatible hardware detected.

Failing Item:

- FI00719
- AJDGP01

(283C) Reference codes

283C1511

Explanation: A non-fatal error occurred on power supply 1.

Failing Item:

- DISKPWR
- DISKFAN
- FI01106
- DEVBPLN

- FI01106
- DEVBPLN

283C1521

Explanation: A non-fatal error occurred on power supply 2.

Failing Item:

- DISKPWR
- DISKFAN
- FI01106
- DEVBPLN

283C1515

Explanation: A fatal error occurred on power supply 1.

Failing Item:

- DISKPWR
- DISKFAN

283C1525

Explanation: A fatal error occurred on power supply 2.

Failing Item:

- DISKPWR
- DISKFAN
- FI01106
- DEVBPLN

283C3002

Explanation: Addressed device backplane failed to respond to selection.

Failing Item:

- DEVBPLN
- STORIOA
- FI01140
- FI01106

283C3109

Explanation: I/O adapter timed out a device backplane command.

Failing Item:

- DEVBPLN
- STORIOA
- FI01140
- FI01106

283C7611

Explanation: A fatal error occurred on redundant fan 1.

Failing Item:

- DISKFAN

283C7614

Explanation: A fatal error occurred on fan 1.

Failing Item:

- DISKFAN

283C7621

Explanation: A fatal error occurred on redundant fan 2.

Failing Item:

- DISKFAN

283C7624

Explanation: A fatal error occurred on fan 2.

Failing Item:

- DISKFAN

283C7631

Explanation: A fatal error occurred on redundant fan 3.

Failing Item:

- DISKFAN

283C7634

Explanation: A fatal error occurred on fan 3.

Failing Item:

- DISKFAN

283C8401

Explanation: Removable media power fault.

Failing Item:

- DEVBPLN

283C8404

Explanation: System log entry only, no service action required.

283CFFF4

Explanation: Device backplane problem.

Failing Item:

- DEVBPLN
- STORIOA
- FI01140
- FI01106

(283D) Reference codes

283D1511

Explanation: A non-fatal error occurred on power supply 1.

Failing Item:

- DISKPWR
 - DISKFAN
 - FI01106
 - DEVBPLN
-

283D1515

Explanation: A fatal error occurred on power supply 1.

Failing Item:

- DISKPWR
 - DISKFAN
 - FI01106
 - DEVBPLN
-

283D1521

Explanation: A non-fatal error occurred on power supply 2.

Failing Item:

- DISKPWR
 - DISKFAN
 - FI01106
 - DEVBPLN
-

283D1525

Explanation: A fatal error occurred on power supply 2.

Failing Item:

- DISKPWR
 - DISKFAN
 - FI01106
 - DEVBPLN
-

283D3002

Explanation: Addressed device backplane failed to respond to selection.

Failing Item:

- DEVBPLN
 - STORIOA
 - FI01140
 - FI01106
-

283D3109

Explanation: I/O adapter timed out a device backplane command.

Failing Item:

- DEVBPLN
 - STORIOA
 - FI01140
 - FI01106
-

283D7611

Explanation: A fatal error occurred on redundant fan 1.

Failing Item:

- DISKFAN
-

283D7614

Explanation: A fatal error occurred on fan 1.

Failing Item:

- DISKFAN
-

283D7621

Explanation: A fatal error occurred on redundant fan 2.

Failing Item:

- DISKFAN
-

283D7624

Explanation: A fatal error occurred on fan 2.

Failing Item:

- DISKFAN
-

283D7631

Explanation: A fatal error occurred on redundant fan 3.

Failing Item:

- DISKFAN
-

283D7634

Explanation: A fatal error occurred on fan 3.

Failing Item:

- DISKFAN
-

283D8401

Explanation: Removable media power fault.

Failing Item:

- DEVBPLN
-

283D8404

Explanation: System log entry only, no service action required.

(2842) Reference codes

28420A17

Explanation: A permanent I/O processor failure occurred.

Failing Item:

- IOP
 - MA_BRDG
 - AJDGP01
 - AJDG301
-

28420A22

Explanation: I/O processor detected a storage transfer error.

Failing Item:

- AJDGP01
 - AJDG301
 - IOP
 - MA_BRDG
-

2842102E

Explanation: Out of alternate sectors for disk storage.

Failing Item:

- FI01105
-

28421306

Explanation: I/O processor card or Licensed Internal Code error.

Response: A microprocessor exception occurred on the I/O processor.

Failing Item:

- AJDGP01
 - IOP
 - FI01104
 - BACKPLN
-

28421307

Explanation: I/O processor resource not available.

283DFFF4

Explanation: Device backplane problem.

Failing Item:

- DEVBPLN
 - STORIOA
 - FI01140
 - FI01106
-

Failing Item:

- AJDGP01
 - AJDG301
-

28421310

Explanation: I/O processor resource not available.

Response: The I/O processor error log is being filled faster than the errors are being reported to the system. Check other errors reported to the system and correct them.

28421317

Explanation: I/O processor card error.

Response: Display the Service Action Log entry for this SRC. If the Failing Item indicates IOP, then replace the IOP. If the Failing Item indicates SVCDOCS, then do NOT replace the IOP. This is a recoverable error. Perform the following:

1. If the I/O Processor is not operable and disk units are attached, use Hardware Service Manager to re-IPL the IOP. Other resources attached to the IOP may then need to be Varied On.
2. If disk units are not attached, perform the VRYCFG RESET(*YES) command to reset the IOP and Vary On attached resources.

Failing Item:

- SVCDOCS
-

28422200

Explanation: I/O processor Licensed Internal Code error.

Failing Item:

- AJDGP01
-

28422201

Explanation: Removable media error during IPL.

Failing Item:

- USER
-

- FI01105

28422202

Explanation: Removable media error during IPL.

Failing Item:

- FI00022
- FI01105

28423000

Explanation: A permanent I/O processor failure occurred.

Failing Item:

- FI01101
- IOP
- MA_BRDG

28423001

Explanation: Not valid condition in I/O Processor Licensed Internal Code.

Response: The Licensed Internal Code found a condition that should not have occurred.

Failing Item:

- IOP
- AJDGP01

28423002

Explanation: Addressed device failed to respond to selection.

Failing Item:

- IOPIP16
- FI01105
- STORIOA
- FI01140
- FI01141
- FI01106

28423006

Explanation: System bus error.

Failing Item:

- IOP
- ANYBUS
- FI01101

28423020

Explanation: I/O processor detected a SCSI bus configuration error.

Response: Error occurred on SCSI bus 0.

Failing Item:

- IOPIP17
- USER
- FI01107
- STORIOA

28423021

Explanation: I/O processor detected a SCSI bus configuration error.

Response: Error occurred on SCSI bus 1.

Failing Item:

- IOPIP17
- USER
- FI01107
- STORIOA

28423022

Explanation: I/O processor detected a SCSI bus configuration error.

Response: Error occurred on SCSI bus 2.

Failing Item:

- IOPIP17
- USER
- FI01107
- STORIOA

28423023

Explanation: I/O processor detected a SCSI bus configuration error.

Response: Error occurred on SCSI bus 3.

Failing Item:

- IOPIP17
- USER
- FI01107
- STORIOA

28423080

Explanation: I/O processor Licensed Internal Code error.

Failing Item:

- AJDGP01

28423081

Explanation: System log entry only, no service action required.

28423084

Explanation: I/O processor card or Licensed Internal Code error.

Response: A microprocessor exception occurred on the I/O processor.

Failing Item:

- AJDGP01
- IOP
- FI01104
- MA_BRDG

28423087

Explanation: I/O processor resource not available.

Response: The Licensed Internal Code could not allocate resources on the I/O processor card.

Failing Item:

- AJDGP01
- AJDG301
- IOACNFG
- FI01104

28423100

Explanation: I/O processor card detected interface error.

Response: Error occurred on SCSI bus 0.

Failing Item:

- IOPIP13
- FI01107
- STORIOA
- FI01140
- DEVBPLN

28423101

Explanation: I/O processor card detected interface error.

Response: Error occurred on SCSI bus 1.

Failing Item:

- IOPIP13
- FI01107
- STORIOA
- FI01140
- DEVBPLN

28423102

Explanation: I/O processor card detected interface error.

Response: Error occurred on SCSI bus 2.

Failing Item:

- IOPIP13
- FI01107
- STORIOA
- FI01140
- DEVBPLN

28423103

Explanation: I/O processor card detected interface error.

Response: Error occurred on SCSI bus 3.

Failing Item:

- IOPIP13
- FI01107
- STORIOA
- FI01140
- DEVBPLN

28423109

Explanation: I/O processor timed out a device command.

Failing Item:

- IOPIP16
- FI01105
- STORIOA
- FI01140
- BACKPLN
- FI01106

28423110

Explanation: I/O processor card detected interface error.

Failing Item:

- IOPIP16
- FI01105
- STORIOA
- FI01140
- BACKPLN
- FI01106

28423120

Explanation: I/O Processor detected that the bus is not operational.

Response: A device was added to SCSI bus 0 of the I/O Adapter and caused the bus to become not operational. Remove the device.

Failing Item:

- SVCDOCS

28423121

Explanation: I/O Processor detected that the bus is not operational.

Response: A device was added to SCSI bus 1 of the I/O Adapter and caused the bus to become not operational. Remove the device.

Failing Item:

- SVCDOCS

28423122

Explanation: I/O Processor detected that the bus is not operational.

Response: A device was added to SCSI bus 2 of the I/O Adapter and caused the bus to become not operational. Remove the device.

Failing Item:

- SVCDOCS

28423123

Explanation: I/O Processor detected that the bus is not operational.

Response: A device was added to SCSI bus 3 of the I/O Adapter and caused the bus to become not operational. Remove the device.

Failing Item:

- SVCDOCS

28423136

Explanation: The removable media device is assigned elsewhere.

Failing Item:

- USER
- FI01105

28423140

Explanation: I/O Processor detected that the bus is now operational.

Response: This reference code and the 3120 reference code that occurred before it require no service action,

since SCSI bus 0 is now operational.

28423141

Explanation: I/O Processor detected that the bus is now operational.

Response: This reference code and the 3121 reference code that occurred before it require no service action, since SCSI bus 1 is now operational.

28423142

Explanation: I/O Processor detected that the bus is now operational.

Response: This reference code and the 3122 reference code that occurred before it require no service action, since SCSI bus 2 is now operational.

28423143

Explanation: I/O Processor detected that the bus is now operational.

Response: This reference code and the 3123 reference code that occurred before it require no service action, since SCSI bus 3 is now operational.

28423150

Explanation: I/O processor detected a SCSI bus configuration error.

Response: Internal and external SCSI cables are connected to SCSI bus 0 at the same time. Correct the SCSI bus 0 configuration.

Failing Item:

- SVCDOCS

28423151

Explanation: I/O processor detected a SCSI bus configuration error.

Response: Internal and external SCSI cables are connected to SCSI bus 1 at the same time. Correct the SCSI bus 1 configuration.

Failing Item:

- SVCDOCS

28423200

Explanation: A tape/CD or disk device reported a failure.

Failing Item:

- FI01105
- STORIOA
- IOP
- MEDIA

28423203

Explanation: Disk media format bad.

Failing Item:

- FI01105
-

28423205

Explanation: Disk sector read error.

Response: Disk unit data may need to be reloaded, but the disk unit does not need to be replaced.

Failing Item:

- FI01105
-

28423215

Explanation: Disk sector read error.

Response: Disk unit data may need to be reloaded, but the disk unit does not need to be replaced.

Failing Item:

- FI01105
-

28423250

Explanation: Disk unit requires initialization before use.

Response: Perform a D-IPL and work on errors found in the log.

Failing Item:

- USER
-

28423300

Explanation: Storage unit detected a media problem.

Failing Item:

- IOPIP01
 - MEDIA
 - FI00121
 - FI01141
-

28423400

Explanation: I/O processor card detected device error.

Response: NOTE: If external devices are attached check EXTSCSI and DEVTERM first.

Failing Item:

- FI02112
 - STORIOA
 - FI01106
 - DEVTERM
 - FI01140
-

28423401

Explanation: Device backplane problem.

Failing Item:

- DEVBPLN
-

28423501

Explanation: I/O processor Licensed Internal Code error.

Failing Item:

- AJDGP01
 - IOP
-

28423600

Explanation: System log entry only, no service action required.

28423601

Explanation: System log entry only, no service action required.

28426070

Explanation: A permanent I/O processor failure occurred.

Failing Item:

- IOP
-

28426071

Explanation: I/O processor Licensed Internal Code error.

Failing Item:

- AJDGP01
-

28426072

Explanation: I/O processor Licensed Internal Code error.

Failing Item:

- AJDGP01
 - IOP
-

28426073

Explanation: IPL device not ready.

Failing Item:

- MEDIA
 - FI01105
 - USER
-

28426075

Explanation: I/O processor resource not available.

Failing Item:

- AJDGP01
-

28426076

Explanation: I/O processor card detected media error.

Failing Item:

- MEDIA
 - AJDGP01
 - FI01105
-

28426081

Explanation: I/O processor Licensed Internal Code error.

Failing Item:

- AJDGP01
 - IOP
-

28426082

Explanation: I/O processor Licensed Internal Code error.

Failing Item:

- AJDGP01
 - IOP
-

28426083

Explanation: I/O processor Licensed Internal Code error.

Failing Item:

- AJDGP01
 - IOP
-

28426085

Explanation: I/O processor Licensed Internal Code error.

Failing Item:

- AJDGP01
 - IOP
 - MA_BRDG
-

28426200

Explanation: A permanent IOA hardware error occurred.

Failing Item:

- FCIOA
-

- OPT_CLN
-

28426201

Explanation: IOA LID is not valid.

Failing Item:

- AJDGP01
-

28426602

Explanation: An I/O processor Licensed Internal Code error occurred.

Failing Item:

- AJDGP01
-

28428000

Explanation: A permanent IOP or cache adapter card failure occurred.

Response: DO NOT replace both FRUs at the same time. Exchange the FRUs one at a time in the order shown.

Failing Item:

- STORIOA
 - CACHE
-

28428002

Explanation: A permanent cache adapter card failure occurred.

Response: DO NOT replace both FRUs at the same time. Exchange the FRUs one at a time in the order shown.

Failing Item:

- CACHE
 - STORIOA
-

28428004

Explanation: Voltage drop detected on I/O processor 5 volt power supply.

Failing Item:

- FI01141
 - STORIOA
-

28428005

Explanation: A recoverable IOP or cache adapter card error occurred.

Response: DO NOT replace both FRUs at the same time. Exchange the FRUs one at a time in the order shown.

Failing Item:

- STORIOA
- CACHE

28428007

Explanation: A recoverable cache adapter card error occurred.

Response: DO NOT replace both FRUs at the same time. Exchange the FRUs one at a time in the order shown.

Failing Item:

- CACHE
- STORIOA

28428010

Explanation: A permanent cache adapter card failure occurred.

Response: The cache adapter card may be missing, broken or incompatible.

DO NOT replace both FRUs at the same time. Exchange the FRUs one at a time in the order shown.

Failing Item:

- CACHE
- STORIOA

28428011

Explanation: A permanent cache adapter card failure occurred.

Response: The cache adapter card may be missing, broken or incompatible.

DO NOT replace both FRUs at the same time. Exchange the FRUs one at a time in the order shown.

Failing Item:

- CACHE
- STORIOA

28428100

Explanation: I/O processor Licensed Internal Code error.

Failing Item:

- AJDGP01
- IOP

28428130

Explanation: IOA detected recoverable device bus error.

Response: An error occurred on SCSI bus 0. No action is required. This reference code is logged for information only.

28428131

Explanation: IOA detected recoverable device bus error.

Response: An error occurred on SCSI bus 1. No action is required. This reference code is logged for information only.

28428132

Explanation: IOA detected recoverable device bus error.

Response: An error occurred on SCSI bus 2. No action is required. This reference code is logged for information only.

28428133

Explanation: IOA detected recoverable device bus error.

Response: An error occurred on SCSI bus 3. No action is required. This reference code is logged for information only.

28428140

Explanation: IOA detected recoverable device bus error.

Response: No action is required. This reference code is logged for information only.

28428141

Explanation: IOA detected recoverable device error.

Response: No action is required. This reference code is logged for information only.

28428145

Explanation: A recoverable I/O processor error occurred.

Failing Item:

- STORIOA

28428146

Explanation: Disk device detected recoverable error.

Failing Item:

- FI01105

28428150

Explanation: A permanent I/O processor failure occurred.

Failing Item:

- STORIOA
- ANYBRDG

28428151

Explanation: I/O processor Licensed Internal Code error.

Failing Item:

- AJDGP01
- STORIOA

28428155

Explanation: A permanent I/O processor failure occurred.

Failing Item:

- AJDGP01
- STORIOA

28428156

Explanation: A permanent I/O processor failure occurred.

Failing Item:

- AJDGP01
- STORIOA

28428157

Explanation: I/O adapter card error.

Response: Display the Service Action Log entry for this SRC. If the Failing Item indicates I/O adapter, then replace the I/O adapter. If the Failing Item indicates SVCDOCS, then do NOT replace the I/O adapter. This is a recoverable error. Perform the following for the I/O processor that the I/O adapter is attached to:

1. If the I/O Processor is not operable and disk units are attached, use Hardware Service Manager to re-IPL the IOP. Other resources attached to the IOP may then need to be Varied On.
2. If disk units are not attached, perform the VRYCFG RESET(*YES) command to reset the IOP and Vary On attached resources.

Failing Item:

- SVCDOCS

28428200

Explanation: I/O processor Licensed Internal Code error.

Failing Item:

- AJDGP01
- IOP

28428300

Explanation: I/O processor card or Licensed Internal Code error.

Response: A microprocessor exception occurred on the I/O processor.

Failing Item:

- STORIOA
- IOP
- AJDGP01

28428301

Explanation: Not valid condition in I/O Processor Licensed Internal Code.

Response: The Licensed Internal Code found a condition that should not have occurred.

Failing Item:

- FI01101
- AJDGP01
- IOP

28428400

Explanation: I/O processor Licensed Internal Code error.

Failing Item:

- AJDGP01

28429000

Explanation: I/O processor card detected device error.

Failing Item:

- FI01105
- STORIOA

28429001

Explanation: I/O processor card detected device configuration error.

Failing Item:

- IOPIP33

28429002

Explanation: I/O processor card detected device error.

Failing Item:

- IOPIP16
- FI01105
- STORIOA
- FI01140
- BACKPLN

- FI01106

28429008

Explanation: I/O card does not support functions expected by devices.

Failing Item:

- IOPIP25

28429009

Explanation: Call your next level of support for assistance.

Failing Item:

- SVCDOCS

28429010

Explanation: Cache data associated with attached devices cannot be found.

Failing Item:

- IOPIP31

28429011

Explanation: Cache data belongs to devices other than those attached.

Failing Item:

- IOPIP32

28429012

Explanation: IOP requires a cache adapter card but cannot find it.

Response: The cache adapter card is missing or broken.

Failing Item:

- IOPIP29
- CACHE

28429013

Explanation: The IOP and attached cache adapter card are not compatible.

Failing Item:

- IOPIP19

28429020

Explanation: Array not functional due to present hardware configuration.

Failing Item:

- IOPIP20

28429021

Explanation: Array not functional due to present hardware configuration.

Failing Item:

- IOPIP20

28429022

Explanation: Array not functional due to present hardware configuration.

Failing Item:

- IOPIP22

28429023

Explanation: Array not functional due to present hardware configuration.

Failing Item:

- IOPIP22

28429024

Explanation: Array not functional due to present hardware configuration.

Failing Item:

- IOPIP22

28429025

Explanation: Disk unit is not supported at its physical location.

Failing Item:

- IOPIP21

28429026

Explanation: Array not functional due to present hardware configuration.

Failing Item:

- IOPIP22

28429027

Explanation: Array not functional due to present hardware configuration.

Failing Item:

- IOPIP34

28429028

Explanation: Incorrect hardware configuration change has been detected.

Response: Reduce the number of arrays on IOP. Either

28429029 • 28429054

move all devices in an array to another IOP that supports arrays, or stop an array on this IOP.

Failing Item:

- SVCDOCS
-

28429029

Explanation: Incorrect hardware configuration change has been detected.

Response: Contact your next level of support.

Failing Item:

- SVCDOCS
-

2842902F

Explanation: Array addendum Product Activity Log entry.

Response: This entry contains additional array information for 90xx reference codes when the array contains more than 10 members. Use the 90xx entry that occurred at the same time as this reference code as the starting point for this problem.

28429030

Explanation: Array no longer protected due to missing or failed disk unit.

Failing Item:

- IOPIP21
-

28429031

Explanation: Automatic rebuild initiated for array.

Response: Either a previous rebuild was interrupted and was automatically restarted, or a hot spare disk unit was used to automatically rebuild the array. Look for other reference codes and take action on them.

28429040

Explanation: Array protection temporarily suspended.

Response: No action required. Protection will be automatically restarted.

28429041

Explanation: Background array parity check detected and corrected errors.

Response: Call your next level of support to report the problem.

Failing Item:

- AJDGP01
-

28429050

Explanation: Required cache data cannot be located for a disk unit.

Failing Item:

- IOPIP30
-

28429051

Explanation: IOP cache data exists for a missing or failed device.

Response: If all configured units are missing, a 9054 reference code may appear in the product activity log. If so, perform the action indicated for the 9054 reference code.

Otherwise, perform the procedure indicated in the failing item list.

Failing Item:

- IOPIP27
-

28429052

Explanation: Cache data exists for device that has been modified.

Failing Item:

- IOPIP28
-

28429053

Explanation: IOP resources not available due to previous problems.

Response: Take action on other IOP reference codes which have surfaced.

If you cannot get to SST or DST, and cannot perform a type A or B IPL, perform a type D IPL from removable media. Look for Product Activity Log entries for other IOP reference codes and take action on them.

Failing Item:

- SVCDOCS
-

28429054

Explanation: IOP resources not available due to previous problems.

Response: Power off the system and remove all new or replacement disk units. IPL the system to DST. If you cannot perform a type A or B IPL, perform a type D IPL from removable media.

Look for Product Activity Log entries for other IOP reference codes and take action on them.

Failing Item:

- SVCDOCS

28429081

Explanation: I/O processor card detected device error.

Failing Item:

- FI01105
 - STORIOA
-

28429082

Explanation: I/O processor card detected device error.

Failing Item:

- IOPIP16
 - FI01105
 - STORIOA
 - FI01140
 - BACKPLN
 - FI01106
-

28429090

Explanation: Disk unit has been modified after the last known status.

Response: Re-IPL the system. If any reference codes are surfaced, use the new reference code to resolve the problem.

If you cannot resolve the problem, contact your next level of support.

Failing Item:

- SVCDOCS
-

28429091

Explanation: Incorrect hardware configuration change has been detected.

Response: Re-IPL the system. If any reference codes are surfaced, use the new reference code to resolve the problem.

If you cannot resolve the problem, contact your next level of support.

Failing Item:

- SVCDOCS
-

28429092

Explanation: Disk unit requires initialization before use.

Failing Item:

- IOPIP26
-

2842B3B1

Explanation: A permanent I/O processor failure occurred.

Failing Item:

- IOP
-

2842B3B2

Explanation: A permanent I/O processor failure occurred.

Failing Item:

- IOP
-

2842B3B3

Explanation: A permanent I/O processor failure occurred.

Failing Item:

- IOP
-

2842B3B4

Explanation: A permanent I/O processor failure occurred.

Failing Item:

- IOP
-

2842B3B5

Explanation: A permanent I/O processor failure occurred.

Failing Item:

- IOP
-

2842B3B6

Explanation: A permanent I/O processor failure occurred.

Failing Item:

- IOP
-

2842B3B7

Explanation: A permanent I/O processor failure occurred.

Failing Item:

- IOP
-

2842B3B8

Explanation: Multi-adapter Bridge error detected.

Failing Item:

- MA_BRDG
-

2842B3B9 • 28430A22

- IOP

2842B3B9

Explanation: A permanent I/O processor failure occurred.

Failing Item:

- IOP

2842B3E0

Explanation: I/O processor detected a fault condition.

Failing Item:

- IOP
- MA_BRDG

2842B3E1

Explanation: I/O processor detected a fault condition.

Failing Item:

- IOP
- MA_BRDG

2842B410

Explanation: A permanent I/O processor failure occurred.

Failing Item:

- STORIOA

2842B411

Explanation: A permanent I/O processor failure occurred.

Failing Item:

- STORIOA

2842B412

Explanation: Tape/CD or disk bus interface error occurred.

Failing Item:

- IOPIP16
- FI01107
- FI01140
- STORIOA
- DEVTERM

2842B935

Explanation: Unknown hardware detected.

Failing Item:

- FI01101
- AJDGP01
- IOP
- MA_BRDG

2842BE00

Explanation: I/O processor detected a fault condition.

Failing Item:

- AJDGP01
- IOP
- FI01104
- MA_BRDG

2842FF3D

Explanation: I/O adapter detected recoverable error.

Failing Item:

- STORIOA
- ANYBRDG

2842FF6D

Explanation: I/O processor detected a recoverable system bus error.

Failing Item:

- IOP
- ANYBUS

(2843) Reference codes

28430A17

Explanation: A permanent I/O processor failure occurred.

Failing Item:

- IOP
- MA_BRDG
- AJDGP01
- AJDG301

28430A22

Explanation: I/O processor detected a storage transfer error.

Failing Item:

- AJDGP01
- AJDG301
- IOP
- MA_BRDG

2843102E

Explanation: Out of alternate sectors for disk storage.

Failing Item:

- FI01105
-

28431306

Explanation: I/O processor card or Licensed Internal Code error.

Response: A microprocessor exception occurred on the I/O processor.

Failing Item:

- AJDGP01
 - IOP
 - FI01104
 - BACKPLN
-

28431307

Explanation: I/O processor resource not available.

Failing Item:

- AJDGP01
 - AJDG301
-

28431310

Explanation: I/O processor resource not available.

Response: The I/O processor error log is being filled faster than the errors are being reported to the system. Check other errors reported to the system and correct them.

28431317

Explanation: I/O processor card error.

Response: Display the Service Action Log entry for this SRC. If the Failing Item indicates IOP, then replace the IOP. If the Failing Item indicates SVCDOCS, then do NOT replace the IOP. This is a recoverable error. Perform the following:

1. If the I/O Processor is not operable and disk units are attached, use Hardware Service Manager to re-IPL the IOP. Other resources attached to the IOP may then need to be Varied On.
2. If disk units are not attached, perform the VRYCFG RESET(*YES) command to reset the IOP and Vary On attached resources.

Failing Item:

- SVCDOCS
-

28432200

Explanation: I/O processor Licensed Internal Code error.

Failing Item:

- AJDGP01
-

28432201

Explanation: Removable media error during IPL.

Failing Item:

- USER
 - FI01105
-

28432202

Explanation: Removable media error during IPL.

Failing Item:

- FI00022
 - FI01105
-

28433000

Explanation: A permanent I/O processor failure occurred.

Failing Item:

- FI01101
 - IOP
 - MA_BRDG
-

28433001

Explanation: Not valid condition in I/O Processor Licensed Internal Code.

Response: The Licensed Internal Code found a condition that should not have occurred.

Failing Item:

- IOP
 - AJDGP01
-

28433002

Explanation: Addressed device failed to respond to selection.

Failing Item:

- IOPIP16
 - FI01105
 - STORIOA
 - FI01140
 - FI01141
 - FI01106
-

28433006

Explanation: System bus error.

Failing Item:

- IOP
- ANYBUS
- FI01101

28433020

Explanation: I/O processor detected a SCSI bus configuration error.

Response: Error occurred on SCSI bus 0.

Failing Item:

- IOPIP17
- USER
- FI01107
- STORIOA

28433021

Explanation: I/O processor detected a SCSI bus configuration error.

Response: Error occurred on SCSI bus 1.

Failing Item:

- IOPIP17
- USER
- FI01107
- STORIOA

28433022

Explanation: I/O processor detected a SCSI bus configuration error.

Response: Error occurred on SCSI bus 2.

Failing Item:

- IOPIP17
- USER
- FI01107
- STORIOA

28433023

Explanation: I/O processor detected a SCSI bus configuration error.

Response: Error occurred on SCSI bus 3.

Failing Item:

- IOPIP17
- USER
- FI01107
- STORIOA

28433080

Explanation: I/O processor Licensed Internal Code error.

Failing Item:

- AJDGP01

28433081

Explanation: System log entry only, no service action required.

28433084

Explanation: I/O processor card or Licensed Internal Code error.

Response: A microprocessor exception occurred on the I/O processor.

Failing Item:

- AJDGP01
- IOP
- FI01104
- MA_BRDG

28433087

Explanation: I/O processor resource not available.

Response: The Licensed Internal Code could not allocate resources on the I/O processor card.

Failing Item:

- AJDGP01
- AJDG301
- IOACNFG
- FI01104

28433100

Explanation: I/O processor card detected interface error.

Response: Error occurred on SCSI bus 0.

Failing Item:

- IOPIP13
- FI01107
- STORIOA
- FI01140
- DEVBPLN

28433101

Explanation: I/O processor card detected interface error.

Response: Error occurred on SCSI bus 1.

Failing Item:

- IOPIP13
- FI01107
- STORIOA
- FI01140
- DEVBPLN

28433102

Explanation: I/O processor card detected interface error.

Response: Error occurred on SCSI bus 2.

Failing Item:

- IOPIP13
- FI01107
- STORIOA
- FI01140
- DEVBPLN

28433103

Explanation: I/O processor card detected interface error.

Response: Error occurred on SCSI bus 3.

Failing Item:

- IOPIP13
- FI01107
- STORIOA
- FI01140
- DEVBPLN

28433109

Explanation: I/O processor timed out a device command.

Failing Item:

- IOPIP16
- FI01105
- STORIOA
- FI01140
- BACKPLN
- FI01106

28433110

Explanation: I/O processor card detected interface error.

Failing Item:

- IOPIP16
- FI01105
- STORIOA

- FI01140
- BACKPLN
- FI01106

28433120

Explanation: I/O Processor detected that the bus is not operational.

Response: A device was added to SCSI bus 0 of the I/O Adapter and caused the bus to become not operational. Remove the device.

Failing Item:

- SVCDOCS

28433121

Explanation: I/O Processor detected that the bus is not operational.

Response: A device was added to SCSI bus 1 of the I/O Adapter and caused the bus to become not operational. Remove the device.

Failing Item:

- SVCDOCS

28433122

Explanation: I/O Processor detected that the bus is not operational.

Response: A device was added to SCSI bus 2 of the I/O Adapter and caused the bus to become not operational. Remove the device.

Failing Item:

- SVCDOCS

28433123

Explanation: I/O Processor detected that the bus is not operational.

Response: A device was added to SCSI bus 3 of the I/O Adapter and caused the bus to become not operational. Remove the device.

Failing Item:

- SVCDOCS

28433136

Explanation: The removable media device is assigned elsewhere.

Failing Item:

- USER
- FI01105

28433140

Explanation: I/O Processor detected that the bus is now operational.

Response: This reference code and the 3120 reference code that occurred before it require no service action, since SCSI bus 0 is now operational.

28433141

Explanation: I/O Processor detected that the bus is now operational.

Response: This reference code and the 3121 reference code that occurred before it require no service action, since SCSI bus 1 is now operational.

28433142

Explanation: I/O Processor detected that the bus is now operational.

Response: This reference code and the 3122 reference code that occurred before it require no service action, since SCSI bus 2 is now operational.

28433143

Explanation: I/O Processor detected that the bus is now operational.

Response: This reference code and the 3123 reference code that occurred before it require no service action, since SCSI bus 3 is now operational.

28433150

Explanation: I/O processor detected a SCSI bus configuration error.

Response: Internal and external SCSI cables are connected to SCSI bus 0 at the same time. Correct the SCSI bus 0 configuration.

Failing Item:

- SVCDOCS

28433151

Explanation: I/O processor detected a SCSI bus configuration error.

Response: Internal and external SCSI cables are connected to SCSI bus 1 at the same time. Correct the SCSI bus 1 configuration.

Failing Item:

- SVCDOCS

28433200

Explanation: A tape/CD or disk device reported a failure.

Failing Item:

- FI01105
- STORIOA
- IOP
- MEDIA

28433203

Explanation: Disk media format bad.

Failing Item:

- FI01105

28433205

Explanation: Disk sector read error.

Response: Disk unit data may need to be reloaded, but the disk unit does not need to be replaced.

Failing Item:

- FI01105

28433215

Explanation: Disk sector read error.

Response: Disk unit data may need to be reloaded, but the disk unit does not need to be replaced.

Failing Item:

- FI01105

28433250

Explanation: Disk unit requires initialization before use.

Response: Perform a D-IPL and work on errors found in the log.

Failing Item:

- USER

28433300

Explanation: Storage unit detected a media problem.

Failing Item:

- IOPIP01
- MEDIA
- FI00121
- FI01141

28433400

Explanation: I/O processor card detected device error.

Response: NOTE: If external devices are attached check EXTSCSI and DEVTERM first.

Failing Item:

- FI02112
 - STORIOA
 - FI01106
 - DEVTERM
 - FI01140
-

28433401

Explanation: Device backplane problem.

Failing Item:

- DEVBPLN
-

28433501

Explanation: I/O processor Licensed Internal Code error.

Failing Item:

- AJDGP01
 - IOP
-

28433600

Explanation: System log entry only, no service action required.

28433601

Explanation: System log entry only, no service action required.

28436070

Explanation: A permanent I/O processor failure occurred.

Failing Item:

- IOP
-

28436071

Explanation: I/O processor Licensed Internal Code error.

Failing Item:

- AJDGP01
-

28436072

Explanation: I/O processor Licensed Internal Code error.

Failing Item:

- AJDGP01
 - IOP
-

28436073

Explanation: IPL device not ready.

Failing Item:

- MEDIA
 - FI01105
 - USER
-

28436075

Explanation: I/O processor resource not available.

Failing Item:

- AJDGP01
-

28436076

Explanation: I/O processor card detected media error.

Failing Item:

- MEDIA
 - AJDGP01
 - FI01105
-

28436081

Explanation: I/O processor Licensed Internal Code error.

Failing Item:

- AJDGP01
 - IOP
-

28436082

Explanation: I/O processor Licensed Internal Code error.

Failing Item:

- AJDGP01
 - IOP
-

28436083

Explanation: I/O processor Licensed Internal Code error.

Failing Item:

- AJDGP01
 - IOP
-

28436085

Explanation: I/O processor Licensed Internal Code error.

Failing Item:

- AJDGP01
- IOP
- MA_BRDG

28436200

Explanation: A permanent IOA hardware error occurred.

Failing Item:

- FCIOA
- OPT_CLN

28436201

Explanation: IOA LID is not valid.

Failing Item:

- AJDGP01

28436602

Explanation: An I/O processor Licensed Internal Code error occurred.

Failing Item:

- AJDGP01

28438000

Explanation: A permanent IOP or cache adapter card failure occurred.

Response: DO NOT replace both FRUs at the same time. Exchange the FRUs one at a time in the order shown.

Failing Item:

- STORIOA
- CACHE

28438002

Explanation: A permanent cache adapter card failure occurred.

Response: DO NOT replace both FRUs at the same time. Exchange the FRUs one at a time in the order shown.

Failing Item:

- CACHE
- STORIOA

28438004

Explanation: Voltage drop detected on I/O processor 5 volt power supply.

Failing Item:

- FI01141
- STORIOA

28438005

Explanation: A recoverable IOP or cache adapter card error occurred.

Response: DO NOT replace both FRUs at the same time. Exchange the FRUs one at a time in the order shown.

Failing Item:

- STORIOA
- CACHE

28438007

Explanation: A recoverable cache adapter card error occurred.

Response: DO NOT replace both FRUs at the same time. Exchange the FRUs one at a time in the order shown.

Failing Item:

- CACHE
- STORIOA

28438010

Explanation: A permanent cache adapter card failure occurred.

Response: The cache adapter card may be missing, broken or incompatible.

DO NOT replace both FRUs at the same time. Exchange the FRUs one at a time in the order shown.

Failing Item:

- CACHE
- STORIOA

28438011

Explanation: A permanent cache adapter card failure occurred.

Response: The cache adapter card may be missing, broken or incompatible.

DO NOT replace both FRUs at the same time. Exchange the FRUs one at a time in the order shown.

Failing Item:

- CACHE

- STORIOA

28438100

Explanation: I/O processor Licensed Internal Code error.

Failing Item:

- AJDGP01
- IOP

28438130

Explanation: IOA detected recoverable device bus error.

Response: An error occurred on SCSI bus 0. No action is required. This reference code is logged for information only.

28438131

Explanation: IOA detected recoverable device bus error.

Response: An error occurred on SCSI bus 1. No action is required. This reference code is logged for information only.

28438132

Explanation: IOA detected recoverable device bus error.

Response: An error occurred on SCSI bus 2. No action is required. This reference code is logged for information only.

28438133

Explanation: IOA detected recoverable device bus error.

Response: An error occurred on SCSI bus 3. No action is required. This reference code is logged for information only.

28438140

Explanation: IOA detected recoverable device bus error.

Response: No action is required. This reference code is logged for information only.

28438141

Explanation: IOA detected recoverable device error.

Response: No action is required. This reference code is logged for information only.

28438145

Explanation: A recoverable I/O processor error occurred.

Failing Item:

- STORIOA

28438146

Explanation: Disk device detected recoverable error.

Failing Item:

- FI01105

28438150

Explanation: A permanent I/O processor failure occurred.

Failing Item:

- STORIOA
- ANYBRDG

28438151

Explanation: I/O processor Licensed Internal Code error.

Failing Item:

- AJDGP01
- STORIOA

28438155

Explanation: A permanent I/O processor failure occurred.

Failing Item:

- AJDGP01
- STORIOA

28438156

Explanation: A permanent I/O processor failure occurred.

Failing Item:

- AJDGP01
- STORIOA

28438157

Explanation: I/O adapter card error.

Response: Display the Service Action Log entry for this SRC. If the Failing Item indicates I/O adapter, then replace the I/O adapter. If the Failing Item indicates SVCDOCS, then do NOT replace the I/O adapter. This is a recoverable error. Perform the following for the I/O processor that the I/O adapter is attached to:

28438200 • 28439012

1. If the I/O Processor is not operable and disk units are attached, use Hardware Service Manager to re-IPL the IOP. Other resources attached to the IOP may then need to be Varied On.

2. If disk units are not attached, perform the VRYCFG RESET(*YES) command to reset the IOP and Vary On attached resources.

Failing Item:

- SVCDOCS

28438200

Explanation: I/O processor Licensed Internal Code error.

Failing Item:

- AJDGP01
- IOP

28438300

Explanation: I/O processor card or Licensed Internal Code error.

Response: A microprocessor exception occurred on the I/O processor.

Failing Item:

- STORIOA
- IOP
- AJDGP01

28438301

Explanation: Not valid condition in I/O Processor Licensed Internal Code.

Response: The Licensed Internal Code found a condition that should not have occurred.

Failing Item:

- FI01101
- AJDGP01
- IOP

28438400

Explanation: I/O processor Licensed Internal Code error.

Failing Item:

- AJDGP01

28439000

Explanation: I/O processor card detected device error.

Failing Item:

- FI01105

- STORIOA

28439001

Explanation: I/O processor card detected device configuration error.

Failing Item:

- IOPIP33

28439002

Explanation: I/O processor card detected device error.

Failing Item:

- IOPIP16
- FI01105
- STORIOA
- FI01140
- BACKPLN
- FI01106

28439008

Explanation: I/O card does not support functions expected by devices.

Failing Item:

- IOPIP25

28439009

Explanation: Call your next level of support for assistance.

Failing Item:

- SVCDOCS

28439010

Explanation: Cache data associated with attached devices cannot be found.

Failing Item:

- IOPIP31

28439011

Explanation: Cache data belongs to devices other than those attached.

Failing Item:

- IOPIP32

28439012

Explanation: IOP requires a cache adapter card but cannot find it.

Response: The cache adapter card is missing or broken.

Failing Item:

- IOPIP29
- CACHE

28439013

Explanation: The IOP and attached cache adapter card are not compatible.

Failing Item:

- IOPIP19

28439020

Explanation: Array not functional due to present hardware configuration.

Failing Item:

- IOPIP20

28439021

Explanation: Array not functional due to present hardware configuration.

Failing Item:

- IOPIP20

28439022

Explanation: Array not functional due to present hardware configuration.

Failing Item:

- IOPIP22

28439023

Explanation: Array not functional due to present hardware configuration.

Failing Item:

- IOPIP22

28439024

Explanation: Array not functional due to present hardware configuration.

Failing Item:

- IOPIP22

28439025

Explanation: Disk unit is not supported at its physical location.

Failing Item:

- IOPIP21

28439026

Explanation: Array not functional due to present hardware configuration.

Failing Item:

- IOPIP22

28439027

Explanation: Array not functional due to present hardware configuration.

Failing Item:

- IOPIP34

28439028

Explanation: Incorrect hardware configuration change has been detected.

Response: Reduce the number of arrays on IOP. Either move all devices in an array to another IOP that supports arrays, or stop an array on this IOP.

Failing Item:

- SVCDOCS

28439029

Explanation: Incorrect hardware configuration change has been detected.

Response: Contact your next level of support.

Failing Item:

- SVCDOCS

2843902F

Explanation: Array addendum Product Activity Log entry.

Response: This entry contains additional array information for 90xx reference codes when the array contains more than 10 members. Use the 90xx entry that occurred at the same time as this reference code as the starting point for this problem.

28439030

Explanation: Array no longer protected due to missing or failed disk unit.

Failing Item:

- IOPIP21

28439031

Explanation: Automatic rebuild initiated for array.

Response: Either a previous rebuild was interrupted and was automatically restarted, or a hot spare disk

28439040 • 28439091

unit was used to automatically rebuild the array. Look for other reference codes and take action on them.

28439040

Explanation: Array protection temporarily suspended.

Response: No action required. Protection will be automatically restarted.

28439041

Explanation: Background array parity check detected and corrected errors.

Response: Call your next level of support to report the problem.

Failing Item:

- AJDGP01

28439050

Explanation: Required cache data cannot be located for a disk unit.

Failing Item:

- IOPIP30

28439051

Explanation: IOP cache data exists for a missing or failed device.

Response: If all configured units are missing, a 9054 reference code may appear in the product activity log. If so, perform the action indicated for the 9054 reference code.

Otherwise, perform the procedure indicated in the failing item list.

Failing Item:

- IOPIP27

28439052

Explanation: Cache data exists for device that has been modified.

Failing Item:

- IOPIP28

28439053

Explanation: IOP resources not available due to previous problems.

Response: Take action on other IOP reference codes which have surfaced.

If you cannot get to SST or DST, and cannot perform a type A or B IPL, perform a type D IPL from removable media. Look for Product Activity Log entries for other

IOP reference codes and take action on them.

Failing Item:

- SVCDOCS

28439054

Explanation: IOP resources not available due to previous problems.

Response: Power off the system and remove all new or replacement disk units. IPL the system to DST. If you cannot perform a type A or B IPL, perform a type D IPL from removable media.

Look for Product Activity Log entries for other IOP reference codes and take action on them.

Failing Item:

- SVCDOCS

28439081

Explanation: I/O processor card detected device error.

Failing Item:

- FI01105
- STORIOA

28439082

Explanation: I/O processor card detected device error.

Failing Item:

- IOPIP16
- FI01105
- STORIOA
- FI01140
- BACKPLN
- FI01106

28439090

Explanation: Disk unit has been modified after the last known status.

Response: Re-IPL the system. If any reference codes are surfaced, use the new reference code to resolve the problem.

If you cannot resolve the problem, contact your next level of support.

Failing Item:

- SVCDOCS

28439091

Explanation: Incorrect hardware configuration change has been detected.

Response: Re-IPL the system. If any reference codes

are surfaced, use the new reference code to resolve the problem.

If you cannot resolve the problem, contact your next level of support.

Failing Item:

- SVCDOCS

28439092

Explanation: Disk unit requires initialization before use.

Failing Item:

- IOPIP26

2843B3B1

Explanation: A permanent I/O processor failure occurred.

Failing Item:

- IOP

2843B3B2

Explanation: A permanent I/O processor failure occurred.

Failing Item:

- IOP

2843B3B3

Explanation: A permanent I/O processor failure occurred.

Failing Item:

- IOP

2843B3B4

Explanation: A permanent I/O processor failure occurred.

Failing Item:

- IOP

2843B3B5

Explanation: A permanent I/O processor failure occurred.

Failing Item:

- IOP

2843B3B6

Explanation: A permanent I/O processor failure occurred.

Failing Item:

- IOP

2843B3B7

Explanation: A permanent I/O processor failure occurred.

Failing Item:

- IOP

2843B3B8

Explanation: Multi-adapter Bridge error detected.

Failing Item:

- MA_BRDG
- IOP

2843B3B9

Explanation: A permanent I/O processor failure occurred.

Failing Item:

- IOP

2843B3E0

Explanation: I/O processor detected a fault condition.

Failing Item:

- IOP
- MA_BRDG

2843B3E1

Explanation: I/O processor detected a fault condition.

Failing Item:

- IOP
- MA_BRDG

2843B410

Explanation: A permanent I/O processor failure occurred.

Failing Item:

- STORIOA

2843B411

Explanation: A permanent I/O processor failure occurred.

Failing Item:

- STORIOA

2843B412

Explanation: Tape/CD or disk bus interface error occurred.

Failing Item:

- IOPIP16
- FI01107
- FI01140
- STORIOA
- DEVTERM

2843B935

Explanation: Unknown hardware detected.

Failing Item:

- FI01101
- AJDGP01
- IOP

- MA_BRDG

2843BE00

Explanation: I/O processor detected a fault condition.

Failing Item:

- AJDGP01
- IOP
- FI01104
- MA_BRDG

2843FF3D

Explanation: I/O adapter detected recoverable error.

Failing Item:

- STORIOA
- ANYBRDG

2843FF6D

Explanation: I/O processor detected a recoverable system bus error.

Failing Item:

- IOP
- ANYBUS

(2844) Reference codes

28440A17

Explanation: A permanent I/O processor failure occurred.

Failing Item:

- IOP
- MA_BRDG
- AJDGP01
- AJDG301

28440A22

Explanation: I/O processor detected a storage transfer error.

Failing Item:

- AJDGP01
- AJDG301
- IOP
- MA_BRDG

2844102E

Explanation: Out of alternate sectors for disk storage.

Failing Item:

- FI01105

28441306

Explanation: I/O processor card or Licensed Internal Code error.

Response: A microprocessor exception occurred on the I/O processor.

Failing Item:

- AJDGP01
- IOP
- FI01104
- BACKPLN

28441307

Explanation: I/O processor resource not available.

Failing Item:

- AJDGP01
- AJDG301

28441310

Explanation: I/O processor resource not available.

Response: The I/O processor error log is being filled faster than the errors are being reported to the system.

Check other errors reported to the system and correct them.

28441317

Explanation: I/O processor card error.

Response: Display the Service Action Log entry for this SRC. If the Failing Item indicates IOP, then replace the IOP. If the Failing Item indicates SVCDOCS, then do NOT replace the IOP. This is a recoverable error. Perform the following:

1. If the I/O Processor is not operable and disk units are attached, use Hardware Service Manager to re-IPL the IOP. Other resources attached to the IOP may then need to be Varied On.

2. If disk units are not attached, perform the VRYCFG RESET(*YES) command to reset the IOP and Vary On attached resources.

Failing Item:

- SVCDOCS

28442200

Explanation: I/O processor Licensed Internal Code error.

Failing Item:

- AJDGP01

28442201

Explanation: Removable media error during IPL.

Failing Item:

- USER
- FI01105

28442202

Explanation: Removable media error during IPL.

Failing Item:

- FI00022
- FI01105

28443000

Explanation: A permanent I/O processor failure occurred.

Failing Item:

- FI01101
- IOP
- MA_BRDG

28443001

Explanation: Not valid condition in I/O Processor Licensed Internal Code.

Response: The Licensed Internal Code found a condition that should not have occurred.

Failing Item:

- IOP
- AJDGP01

28443002

Explanation: Addressed device failed to respond to selection.

Failing Item:

- IOPIP16
- FI01105
- STORIOA
- FI01140
- FI01141
- FI01106

28443006

Explanation: System bus error.

Failing Item:

- IOP
- ANYBUS
- FI01101

28443020

Explanation: I/O processor detected a SCSI bus configuration error.

Response: Error occurred on SCSI bus 0.

Failing Item:

- IOPIP17
- USER
- FI01107
- STORIOA

28443021

Explanation: I/O processor detected a SCSI bus configuration error.

Response: Error occurred on SCSI bus 1.

Failing Item:

- IOPIP17
- USER
- FI01107
- STORIOA

28443022

Explanation: I/O processor detected a SCSI bus configuration error.

Response: Error occurred on SCSI bus 2.

Failing Item:

- IOPIP17
- USER
- FI01107
- STORIOA

28443023

Explanation: I/O processor detected a SCSI bus configuration error.

Response: Error occurred on SCSI bus 3.

Failing Item:

- IOPIP17
- USER
- FI01107
- STORIOA

28443080

Explanation: I/O processor Licensed Internal Code error.

Failing Item:

- AJDGP01

28443081

Explanation: System log entry only, no service action required.

28443084

Explanation: I/O processor card or Licensed Internal Code error.

Response: A microprocessor exception occurred on the I/O processor.

Failing Item:

- AJDGP01
- IOP
- FI01104
- MA_BRDG

28443087

Explanation: I/O processor resource not available.

Response: The Licensed Internal Code could not allocate resources on the I/O processor card.

Failing Item:

- AJDGP01
- AJDG301
- IOACNFG
- FI01104

28443100

Explanation: I/O processor card detected interface error.

Response: Error occurred on SCSI bus 0.

Failing Item:

- IOPIP13
- FI01107
- STORIOA
- FI01140
- DEVBPLN

28443101

Explanation: I/O processor card detected interface error.

Response: Error occurred on SCSI bus 1.

Failing Item:

- IOPIP13
- FI01107
- STORIOA
- FI01140
- DEVBPLN

28443102

Explanation: I/O processor card detected interface error.

Response: Error occurred on SCSI bus 2.

Failing Item:

- IOPIP13
- FI01107
- STORIOA
- FI01140
- DEVBPLN

28443103

Explanation: I/O processor card detected interface error.

Response: Error occurred on SCSI bus 3.

Failing Item:

- IOPIP13
- FI01107
- STORIOA

- FI01140
- DEVBPLN

28443109

Explanation: I/O processor timed out a device command.

Failing Item:

- IOPIP16
- FI01105
- STORIOA
- FI01140
- BACKPLN
- FI01106

28443110

Explanation: I/O processor card detected interface error.

Failing Item:

- IOPIP16
- FI01105
- STORIOA
- FI01140
- BACKPLN
- FI01106

28443120

Explanation: I/O Processor detected that the bus is not operational.

Response: A device was added to SCSI bus 0 of the I/O Adapter and caused the bus to become not operational. Remove the device.

Failing Item:

- SVCDOCS

28443121

Explanation: I/O Processor detected that the bus is not operational.

Response: A device was added to SCSI bus 1 of the I/O Adapter and caused the bus to become not operational. Remove the device.

Failing Item:

- SVCDOCS

28443122

Explanation: I/O Processor detected that the bus is not operational.

Response: A device was added to SCSI bus 2 of the I/O Adapter and caused the bus to become not

operational. Remove the device.

Failing Item:

- SVCDOCS

28443123

Explanation: I/O Processor detected that the bus is not operational.

Response: A device was added to SCSI bus 3 of the I/O Adapter and caused the bus to become not operational. Remove the device.

Failing Item:

- SVCDOCS

28443136

Explanation: The removable media device is assigned elsewhere.

Failing Item:

- USER
- FI01105

28443140

Explanation: I/O Processor detected that the bus is now operational.

Response: This reference code and the 3120 reference code that occurred before it require no service action, since SCSI bus 0 is now operational.

28443141

Explanation: I/O Processor detected that the bus is now operational.

Response: This reference code and the 3121 reference code that occurred before it require no service action, since SCSI bus 1 is now operational.

28443142

Explanation: I/O Processor detected that the bus is now operational.

Response: This reference code and the 3122 reference code that occurred before it require no service action, since SCSI bus 2 is now operational.

28443143

Explanation: I/O Processor detected that the bus is now operational.

Response: This reference code and the 3123 reference code that occurred before it require no service action, since SCSI bus 3 is now operational.

28443150

Explanation: I/O processor detected a SCSI bus configuration error.

Response: Internal and external SCSI cables are connected to SCSI bus 0 at the same time. Correct the SCSI bus 0 configuration.

Failing Item:

- SVCDOCS

28443151

Explanation: I/O processor detected a SCSI bus configuration error.

Response: Internal and external SCSI cables are connected to SCSI bus 1 at the same time. Correct the SCSI bus 1 configuration.

Failing Item:

- SVCDOCS

28443200

Explanation: A tape/CD or disk device reported a failure.

Failing Item:

- FI01105
- STORIOA
- IOP
- MEDIA

28443203

Explanation: Disk media format bad.

Failing Item:

- FI01105

28443205

Explanation: Disk sector read error.

Response: Disk unit data may need to be reloaded, but the disk unit does not need to be replaced.

Failing Item:

- FI01105

28443215

Explanation: Disk sector read error.

Response: Disk unit data may need to be reloaded, but the disk unit does not need to be replaced.

Failing Item:

- FI01105

28443250

Explanation: Disk unit requires initialization before use.

Response: Perform a D-IPL and work on errors found in the log.

Failing Item:

- USER

28443300

Explanation: Storage unit detected a media problem.

Failing Item:

- IOPIP01
- MEDIA
- FI00121
- FI01141

28443400

Explanation: I/O processor card detected device error.

Response: NOTE: If external devices are attached check EXTSCSI and DEVTERM first.

Failing Item:

- FI02112
- STORIOA
- FI01106
- DEVTERM
- FI01140

28443401

Explanation: Device backplane problem.

Failing Item:

- DEVBPLN

28443501

Explanation: I/O processor Licensed Internal Code error.

Failing Item:

- AJDGP01
- IOP

28443600

Explanation: System log entry only, no service action required.

28443601

Explanation: System log entry only, no service action required.

28446070

Explanation: A permanent I/O processor failure occurred.

Failing Item:

- IOP
-

28446071

Explanation: I/O processor Licensed Internal Code error.

Failing Item:

- AJDGP01
-

28446072

Explanation: I/O processor Licensed Internal Code error.

Failing Item:

- AJDGP01
 - IOP
-

28446073

Explanation: IPL device not ready.

Failing Item:

- MEDIA
 - FI01105
 - USER
-

28446075

Explanation: I/O processor resource not available.

Failing Item:

- AJDGP01
-

28446076

Explanation: I/O processor card detected media error.

Failing Item:

- MEDIA
 - AJDGP01
 - FI01105
-

28446081

Explanation: I/O processor Licensed Internal Code error.

Failing Item:

- AJDGP01
 - IOP
-

28446082

Explanation: I/O processor Licensed Internal Code error.

Failing Item:

- AJDGP01
 - IOP
-

28446083

Explanation: I/O processor Licensed Internal Code error.

Failing Item:

- AJDGP01
 - IOP
-

28446085

Explanation: I/O processor Licensed Internal Code error.

Failing Item:

- AJDGP01
 - IOP
 - MA_BRDG
-

28446200

Explanation: A permanent IOA hardware error occurred.

Failing Item:

- FCIOA
 - OPT_CLN
-

28446201

Explanation: IOA LID is not valid.

Failing Item:

- AJDGP01
-

28446602

Explanation: An I/O processor Licensed Internal Code error occurred.

Failing Item:

- AJDGP01
-

28448000

Explanation: A permanent IOP or cache adapter card failure occurred.

Response: DO NOT replace both FRUs at the same time. Exchange the FRUs one at a time in the order shown.

Failing Item:

- STORIOA
- CACHE

28448002

Explanation: A permanent cache adapter card failure occurred.

Response: DO NOT replace both FRUs at the same time. Exchange the FRUs one at a time in the order shown.

Failing Item:

- CACHE
- STORIOA

28448004

Explanation: Voltage drop detected on I/O processor 5 volt power supply.

Failing Item:

- FI01141
- STORIOA

28448005

Explanation: A recoverable IOP or cache adapter card error occurred.

Response: DO NOT replace both FRUs at the same time. Exchange the FRUs one at a time in the order shown.

Failing Item:

- STORIOA
- CACHE

28448007

Explanation: A recoverable cache adapter card error occurred.

Response: DO NOT replace both FRUs at the same time. Exchange the FRUs one at a time in the order shown.

Failing Item:

- CACHE
- STORIOA

28448010

Explanation: A permanent cache adapter card failure occurred.

Response: The cache adapter card may be missing, broken or incompatible.

DO NOT replace both FRUs at the same time. Exchange the FRUs one at a time in the order shown.

Failing Item:

- CACHE
- STORIOA

28448011

Explanation: A permanent cache adapter card failure occurred.

Response: The cache adapter card may be missing, broken or incompatible.

DO NOT replace both FRUs at the same time. Exchange the FRUs one at a time in the order shown.

Failing Item:

- CACHE
- STORIOA

28448100

Explanation: I/O processor Licensed Internal Code error.

Failing Item:

- AJDGP01
- IOP

28448130

Explanation: IOA detected recoverable device bus error.

Response: An error occurred on SCSI bus 0. No action is required. This reference code is logged for information only.

28448131

Explanation: IOA detected recoverable device bus error.

Response: An error occurred on SCSI bus 1. No action is required. This reference code is logged for information only.

28448132

Explanation: IOA detected recoverable device bus error.

Response: An error occurred on SCSI bus 2. No action

is required. This reference code is logged for information only.

28448133

Explanation: IOA detected recoverable device bus error.

Response: An error occurred on SCSI bus 3. No action is required. This reference code is logged for information only.

28448140

Explanation: IOA detected recoverable device bus error.

Response: No action is required. This reference code is logged for information only.

28448141

Explanation: IOA detected recoverable device error.

Response: No action is required. This reference code is logged for information only.

28448145

Explanation: A recoverable I/O processor error occurred.

Failing Item:

- STORIOA

28448146

Explanation: Disk device detected recoverable error.

Failing Item:

- FI01105

28448150

Explanation: A permanent I/O processor failure occurred.

Failing Item:

- STORIOA
- ANYBRDG

28448151

Explanation: I/O processor Licensed Internal Code error.

Failing Item:

- AJDGP01
- STORIOA

28448155

Explanation: A permanent I/O processor failure occurred.

Failing Item:

- AJDGP01
- STORIOA

28448156

Explanation: A permanent I/O processor failure occurred.

Failing Item:

- AJDGP01
- STORIOA

28448157

Explanation: I/O adapter card error.

Response: Display the Service Action Log entry for this SRC. If the Failing Item indicates I/O adapter, then replace the I/O adapter. If the Failing Item indicates SVCDOCS, then do NOT replace the I/O adapter. This is a recoverable error. Perform the following for the I/O processor that the I/O adapter is attached to:

1. If the I/O Processor is not operable and disk units are attached, use Hardware Service Manager to re-IPL the IOP. Other resources attached to the IOP may then need to be Varied On.
2. If disk units are not attached, perform the VRYCFG RESET(*YES) command to reset the IOP and Vary On attached resources.

Failing Item:

- SVCDOCS

28448200

Explanation: I/O processor Licensed Internal Code error.

Failing Item:

- AJDGP01
- IOP

28448300

Explanation: I/O processor card or Licensed Internal Code error.

Response: A microprocessor exception occurred on the I/O processor.

Failing Item:

- STORIOA
- IOP
- AJDGP01

28448301

Explanation: Not valid condition in I/O Processor Licensed Internal Code.

Response: The Licensed Internal Code found a condition that should not have occurred.

Failing Item:

- FI01101
- AJDGP01
- IOP

28448400

Explanation: I/O processor Licensed Internal Code error.

Failing Item:

- AJDGP01

28449000

Explanation: I/O processor card detected device error.

Failing Item:

- FI01105
- STORIOA

28449001

Explanation: I/O processor card detected device configuration error.

Failing Item:

- IOPIP33

28449002

Explanation: I/O processor card detected device error.

Failing Item:

- IOPIP16
- FI01105
- STORIOA
- FI01140
- BACKPLN
- FI01106

28449008

Explanation: I/O card does not support functions expected by devices.

Failing Item:

- IOPIP25

28449009

Explanation: Call your next level of support for assistance.

Failing Item:

- SVCDOCS

28449010

Explanation: Cache data associated with attached devices cannot be found.

Failing Item:

- IOPIP31

28449011

Explanation: Cache data belongs to devices other than those attached.

Failing Item:

- IOPIP32

28449012

Explanation: IOP requires a cache adapter card but cannot find it.

Response: The cache adapter card is missing or broken.

Failing Item:

- IOPIP29
- CACHE

28449013

Explanation: The IOP and attached cache adapter card are not compatible.

Failing Item:

- IOPIP19

28449020

Explanation: Array not functional due to present hardware configuration.

Failing Item:

- IOPIP20

28449021

Explanation: Array not functional due to present hardware configuration.

Failing Item:

- IOPIP20
-

28449022

Explanation: Array not functional due to present hardware configuration.

Failing Item:

- IOPIP22
-

28449023

Explanation: Array not functional due to present hardware configuration.

Failing Item:

- IOPIP22
-

28449024

Explanation: Array not functional due to present hardware configuration.

Failing Item:

- IOPIP22
-

28449025

Explanation: Disk unit is not supported at its physical location.

Failing Item:

- IOPIP21
-

28449026

Explanation: Array not functional due to present hardware configuration.

Failing Item:

- IOPIP22
-

28449027

Explanation: Array not functional due to present hardware configuration.

Failing Item:

- IOPIP34
-

28449028

Explanation: Incorrect hardware configuration change has been detected.

Response: Reduce the number of arrays on IOP. Either move all devices in an array to another IOP that supports arrays, or stop an array on this IOP.

Failing Item:

- SVCDOCS
-

28449029

Explanation: Incorrect hardware configuration change has been detected.

Response: Contact your next level of support.

Failing Item:

- SVCDOCS
-

2844902F

Explanation: Array addendum Product Activity Log entry.

Response: This entry contains additional array information for 90xx reference codes when the array contains more than 10 members. Use the 90xx entry that occurred at the same time as this reference code as the starting point for this problem.

28449030

Explanation: Array no longer protected due to missing or failed disk unit.

Failing Item:

- IOPIP21
-

28449031

Explanation: Automatic rebuild initiated for array.

Response: Either a previous rebuild was interrupted and was automatically restarted, or a hot spare disk unit was used to automatically rebuild the array. Look for other reference codes and take action on them.

28449040

Explanation: Array protection temporarily suspended.

Response: No action required. Protection will be automatically restarted.

28449041

Explanation: Background array parity check detected and corrected errors.

Response: Call your next level of support to report the problem.

Failing Item:

- AJDGP01
-

28449050

Explanation: Required cache data cannot be located for a disk unit.

Failing Item:

- IOPIP30
-

28449051

Explanation: IOP cache data exists for a missing or failed device.

Response: If all configured units are missing, a 9054 reference code may appear in the product activity log. If so, perform the action indicated for the 9054 reference code.

Otherwise, perform the procedure indicated in the failing item list.

Failing Item:

- IOPIP27

28449052

Explanation: Cache data exists for device that has been modified.

Failing Item:

- IOPIP28

28449053

Explanation: IOP resources not available due to previous problems.

Response: Take action on other IOP reference codes which have surfaced.

If you cannot get to SST or DST, and cannot perform a type A or B IPL, perform a type D IPL from removable media. Look for Product Activity Log entries for other IOP reference codes and take action on them.

Failing Item:

- SVCDOCS

28449054

Explanation: IOP resources not available due to previous problems.

Response: Power off the system and remove all new or replacement disk units. IPL the system to DST. If you cannot perform a type A or B IPL, perform a type D IPL from removable media.

Look for Product Activity Log entries for other IOP reference codes and take action on them.

Failing Item:

- SVCDOCS

28449081

Explanation: I/O processor card detected device error.

Failing Item:

- FI01105
- STORIOA

28449082

Explanation: I/O processor card detected device error.

Failing Item:

- IOPIP16
- FI01105
- STORIOA
- FI01140
- BACKPLN
- FI01106

28449090

Explanation: Disk unit has been modified after the last known status.

Response: Re-IPL the system. If any reference codes are surfaced, use the new reference code to resolve the problem.

If you cannot resolve the problem, contact your next level of support.

Failing Item:

- SVCDOCS

28449091

Explanation: Incorrect hardware configuration change has been detected.

Response: Re-IPL the system. If any reference codes are surfaced, use the new reference code to resolve the problem.

If you cannot resolve the problem, contact your next level of support.

Failing Item:

- SVCDOCS

28449092

Explanation: Disk unit requires initialization before use.

Failing Item:

- IOPIP26

2844B3B1

Explanation: A permanent I/O processor failure occurred.

Failing Item:

- IOP

2844B3B2

Explanation: A permanent I/O processor failure occurred.

Failing Item:

- IOP
-

2844B3B3

Explanation: A permanent I/O processor failure occurred.

Failing Item:

- IOP
-

2844B3B4

Explanation: A permanent I/O processor failure occurred.

Failing Item:

- IOP
-

2844B3B5

Explanation: A permanent I/O processor failure occurred.

Failing Item:

- IOP
-

2844B3B6

Explanation: A permanent I/O processor failure occurred.

Failing Item:

- IOP
-

2844B3B7

Explanation: A permanent I/O processor failure occurred.

Failing Item:

- IOP
-

2844B3B8

Explanation: Multi-adapter Bridge error detected.

Failing Item:

- MA_BRDG
 - IOP
-

2844B3B9

Explanation: A permanent I/O processor failure occurred.

Failing Item:

- IOP
-

2844B3E0

Explanation: I/O processor detected a fault condition.

Failing Item:

- IOP
 - MA_BRDG
-

2844B3E1

Explanation: I/O processor detected a fault condition.

Failing Item:

- IOP
 - MA_BRDG
-

2844B410

Explanation: A permanent I/O processor failure occurred.

Failing Item:

- STORIOA
-

2844B411

Explanation: A permanent I/O processor failure occurred.

Failing Item:

- STORIOA
-

2844B412

Explanation: Tape/CD or disk bus interface error occurred.

Failing Item:

- IOPIP16
 - FI01107
 - FI01140
 - STORIOA
 - DEVTERM
-

2844B935

Explanation: Unknown hardware detected.

Failing Item:

- FI01101
 - AJDGP01
 - IOP
 - MA_BRDG
-

2844BE00

Explanation: I/O processor detected a fault condition.

Failing Item:

- AJDGP01
- IOP
- FI01104
- MA_BRDG

2844FF3D

Explanation: I/O adapter detected recoverable error.

(2847) Reference codes

28470A17

Explanation: A permanent I/O processor failure occurred.

Failing Item:

- IOP
- MA_BRDG
- AJDGP01
- AJDG301

28470A22

Explanation: I/O processor detected a storage transfer error.

Failing Item:

- AJDGP01
- AJDG301
- IOP
- MA_BRDG

28471307

Explanation: I/O processor resource not available.

Failing Item:

- AJDGP01
- AJDG301

28471310

Explanation: I/O processor resource not available.

Response: The I/O processor error log is being filled faster than the errors are being reported to the system. Check other errors reported to the system and correct them.

28473000

Explanation: A permanent I/O processor failure occurred.

Failing Item:

- STORIOA
- ANYBRDG

2844FF6D

Explanation: I/O processor detected a recoverable system bus error.

Failing Item:

- IOP
- ANYBUS

Failing Item:

- FCIOA
- IOP
- MA_BRDG
- OPT_CLN

28473001

Explanation: Not valid condition in I/O Processor Licensed Internal Code.

Response: The Licensed Internal Code found a condition that should not have occurred.

Failing Item:

- IOP
- AJDGP01

28473002

Explanation: Addressed device is not responding.

Failing Item:

- FCPORT
- FCDEV
- FCIOA
- FCINTF
- OPT_CLN

28473006

Explanation: System bus error.

Failing Item:

- IOP
- ANYBUS
- FCIOA
- OPT_CLN

28473080

Explanation: I/O processor Licensed Internal Code error.

Failing Item:

- AJDGP01

28473081

Explanation: System log entry only, no service action required.

28473084

Explanation: I/O processor card or Licensed Internal Code error.

Response: A microprocessor exception occurred on the I/O processor.

Failing Item:

- AJDGP01
- IOP
- FCIOA
- MA_BRDG
- OPT_CLN

28473087

Explanation: I/O processor resource not available.

Response: The Licensed Internal Code could not allocate resources on the I/O processor card.

Failing Item:

- AJDGP01
- AJDG301
- FCIOA
- OPT_CLN

28473100

Explanation: I/O processor card detected interface error.

Failing Item:

- FCINTF
- ANYFC
- FCIOA
- OPT_CLN

28473109

Explanation: I/O processor timed out a device command.

Failing Item:

- FCDEV
- FCINTF
- FCIOA

- OPT_CLN

28473120

Explanation: I/O processor detected a port failure.

Failing Item:

- FCPORT
- FCIOA
- FCDEV
- OPT_CLN

28473200

Explanation: A disk device reported a failure.

Failing Item:

- FCDEV
- FCIOA
- IOP
- OPT_CLN

28473501

Explanation: I/O processor Licensed Internal Code error.

Failing Item:

- AJDGP01
- IOP

28476070

Explanation: A permanent I/O processor failure occurred.

Failing Item:

- IOP

28476071

Explanation: I/O processor Licensed Internal Code error.

Failing Item:

- AJDGP01

28476072

Explanation: I/O processor Licensed Internal Code error.

Failing Item:

- AJDGP01
- IOP

28476075

Explanation: I/O processor resource not available.

Failing Item:

- AJDGP01
-

28476076

Explanation: I/O processor card detected media error.

Failing Item:

- AJDG301
 - AJDGP01
 - FCDEV
-

28476081

Explanation: I/O processor Licensed Internal Code error.

Failing Item:

- AJDGP01
 - IOP
-

28476082

Explanation: I/O processor Licensed Internal Code error.

Failing Item:

- AJDGP01
 - IOP
-

28476083

Explanation: I/O processor Licensed Internal Code error.

Failing Item:

- AJDGP01
 - IOP
-

28476085

Explanation: I/O processor Licensed Internal Code error.

Failing Item:

- AJDGP01
 - IOP
 - MA_BRDG
-

28476200

Explanation: A permanent IOA hardware error occurred.

Failing Item:

- FCIOA
-

- OPT_CLN
-

28476201

Explanation: IOA LID is not valid.

Failing Item:

- AJDGP01
-

28478100

Explanation: I/O processor Licensed Internal Code error.

Failing Item:

- AJDGP01
 - IOP
-

28478150

Explanation: A permanent I/O processor failure occurred.

Failing Item:

- FCIOA
 - ANYBRDG
 - OPT_CLN
-

28478155

Explanation: A permanent I/O processor failure occurred.

Failing Item:

- AJDGP01
 - FCIOA
 - OPT_CLN
-

28478156

Explanation: A permanent I/O processor failure occurred.

Failing Item:

- AJDGP01
 - FCIOA
 - OPT_CLN
-

28478200

Explanation: I/O processor Licensed Internal Code error.

Failing Item:

- AJDGP01
 - IOP
-

28478300

Explanation: I/O processor card or Licensed Internal Code error.

Response: A microprocessor exception occurred on the I/O processor.

Failing Item:

- FCIOA
 - IOP
 - AJDGP01
 - OPT_CLN
-

28478301

Explanation: Not valid condition in I/O Processor Licensed Internal Code.

Response: The Licensed Internal Code found a condition that should not have occurred.

Failing Item:

- FCIOA
 - AJDGP01
 - IOP
 - OPT_CLN
-

2847B3B1

Explanation: A permanent I/O processor failure occurred.

Failing Item:

- IOP
-

2847B3B2

Explanation: A permanent I/O processor failure occurred.

Failing Item:

- IOP
-

2847B3B3

Explanation: A permanent I/O processor failure occurred.

Failing Item:

- IOP
-

2847B3B4

Explanation: A permanent I/O processor failure occurred.

Failing Item:

- IOP
-

2847B3B5

Explanation: A permanent I/O processor failure occurred.

Failing Item:

- IOP
-

2847B3B6

Explanation: A permanent I/O processor failure occurred.

Failing Item:

- IOP
-

2847B3B7

Explanation: A permanent I/O processor failure occurred.

Failing Item:

- IOP
-

2847B3B8

Explanation: Multi-adapter Bridge error detected.

Failing Item:

- MA_BRDG
 - IOP
-

2847B3E0

Explanation: I/O processor detected a fault condition.

Failing Item:

- IOP
 - MA_BRDG
-

2847B3E1

Explanation: I/O processor detected a fault condition.

Failing Item:

- IOP
 - MA_BRDG
-

2847B935

Explanation: Unknown hardware detected.

Failing Item:

- FCIOA
 - AJDGP01
 - IOP
 - MA_BRDG
 - OPT_CLN
-

2847BE00

Explanation: I/O processor detected a fault condition.

Failing Item:

- AJDGP01

- IOP
- FCIOA
- MA_BRDG
- OPT_CLN

(2849) Reference codes

2849B904

Explanation: I/O adapter Licensed Internal Code failed.

Failing Item:

- AJDGP01
- FI00719

2849B931

Explanation: I/O adapter hardware error detected.

Failing Item:

- FI00719
- FI00718
- AJDGP01
- MA_BRDG

2849B930

Explanation: I/O adapter Licensed Internal Code failed.

Failing Item:

- AJDGP01
- FI00718
- FI00719

2849B933

Explanation: Incompatible hardware detected.

Failing Item:

- FI00719
- AJDGP01

(284B) Reference codes

284B0A17

Explanation: A permanent I/O processor failure occurred.

Failing Item:

- IOP
- MA_BRDG
- AJDGP01
- AJDG301

284B1306

Explanation: I/O processor card or Licensed Internal Code error.

Response: A microprocessor exception occurred on the I/O processor.

Failing Item:

- AJDGP01
- IOP
- FI01104
- BACKPLN

284B0A22

Explanation: I/O processor detected a storage transfer error.

Failing Item:

- AJDGP01
- AJDG301
- IOP
- MA_BRDG

284B1307

Explanation: I/O processor resource not available.

Failing Item:

- AJDGP01
- AJDG301

284B102E

Explanation: Out of alternate sectors for disk storage.

Failing Item:

- FI01105

284B1310

Explanation: I/O processor resource not available.

Response: The I/O processor error log is being filled faster than the errors are being reported to the system. Check other errors reported to the system and correct them.

284B1317

Explanation: I/O processor card error.

Response: Display the Service Action Log entry for this SRC. If the Failing Item indicates IOP, then replace the IOP. If the Failing Item indicates SVCDOCS, then do NOT replace the IOP. This is a recoverable error. Perform the following:

1. If the I/O Processor is not operable and disk units are attached, use Hardware Service Manager to re-IPL the IOP. Other resources attached to the IOP may then need to be Varied On.

2. If disk units are not attached, perform the VRYCFG RESET(*YES) command to reset the IOP and Vary On attached resources.

Failing Item:

- SVCDOCS
-

284B2200

Explanation: I/O processor Licensed Internal Code error.

Failing Item:

- AJDGP01
-

284B2201

Explanation: Removable media error during IPL.

Failing Item:

- USER
 - FI01105
-

284B2202

Explanation: Removable media error during IPL.

Failing Item:

- FI00022
 - FI01105
-

284B3000

Explanation: A permanent I/O processor failure occurred.

Failing Item:

- FI01101
 - IOP
 - MA_BRDG
-

284B3001

Explanation: Not valid condition in I/O Processor Licensed Internal Code.

Response: The Licensed Internal Code found a

condition that should not have occurred.

Failing Item:

- IOP
 - AJDGP01
-

284B3002

Explanation: Addressed device failed to respond to selection.

Failing Item:

- IOPIP16
 - FI01105
 - STORIOA
 - FI01140
 - FI01141
 - FI01106
-

284B3006

Explanation: System bus error.

Failing Item:

- IOP
 - ANYBUS
 - FI01101
-

284B3020

Explanation: I/O processor detected a SCSI bus configuration error.

Response: Error occurred on SCSI bus 0.

Failing Item:

- IOPIP17
 - USER
 - FI01107
 - STORIOA
-

284B3021

Explanation: I/O processor detected a SCSI bus configuration error.

Response: Error occurred on SCSI bus 1.

Failing Item:

- IOPIP17
 - USER
 - FI01107
 - STORIOA
-

284B3022

Explanation: I/O processor detected a SCSI bus configuration error.

Response: Error occurred on SCSI bus 2.

Failing Item:

- IOPIP17
- USER
- FI01107
- STORIOA

284B3023

Explanation: I/O processor detected a SCSI bus configuration error.

Response: Error occurred on SCSI bus 3.

Failing Item:

- IOPIP17
- USER
- FI01107
- STORIOA

284B3080

Explanation: I/O processor Licensed Internal Code error.

Failing Item:

- AJDGP01

284B3081

Explanation: System log entry only, no service action required.

284B3084

Explanation: I/O processor card or Licensed Internal Code error.

Response: A microprocessor exception occurred on the I/O processor.

Failing Item:

- AJDGP01
- IOP
- FI01104
- MA_BRDG

284B3087

Explanation: I/O processor resource not available.

Response: The Licensed Internal Code could not allocate resources on the I/O processor card.

Failing Item:

- AJDGP01
- AJDG301
- IOACNFG
- FI01104

284B3100

Explanation: I/O processor card detected interface error.

Response: Error occurred on SCSI bus 0.

Failing Item:

- IOPIP13
- FI01107
- STORIOA
- FI01140
- DEVBPLN

284B3101

Explanation: I/O processor card detected interface error.

Response: Error occurred on SCSI bus 1.

Failing Item:

- IOPIP13
- FI01107
- STORIOA
- FI01140
- DEVBPLN

284B3102

Explanation: I/O processor card detected interface error.

Response: Error occurred on SCSI bus 2.

Failing Item:

- IOPIP13
- FI01107
- STORIOA
- FI01140
- DEVBPLN

284B3103

Explanation: I/O processor card detected interface error.

Response: Error occurred on SCSI bus 3.

Failing Item:

- IOPIP13
- FI01107
- STORIOA

- FI01140
- DEVBPLN

284B3109

Explanation: I/O processor timed out a device command.

Failing Item:

- IOPIP16
- FI01105
- STORIOA
- FI01140
- BACKPLN
- FI01106

284B3110

Explanation: I/O processor card detected interface error.

Failing Item:

- IOPIP16
- FI01105
- STORIOA
- FI01140
- BACKPLN
- FI01106

284B3120

Explanation: I/O Processor detected that the bus is not operational.

Response: A device was added to SCSI bus 0 of the I/O Adapter and caused the bus to become not operational. Remove the device.

Failing Item:

- SVCDOCS

284B3121

Explanation: I/O Processor detected that the bus is not operational.

Response: A device was added to SCSI bus 1 of the I/O Adapter and caused the bus to become not operational. Remove the device.

Failing Item:

- SVCDOCS

284B3122

Explanation: I/O Processor detected that the bus is not operational.

Response: A device was added to SCSI bus 2 of the I/O Adapter and caused the bus to become not

operational. Remove the device.

Failing Item:

- SVCDOCS

284B3123

Explanation: I/O Processor detected that the bus is not operational.

Response: A device was added to SCSI bus 3 of the I/O Adapter and caused the bus to become not operational. Remove the device.

Failing Item:

- SVCDOCS

284B3136

Explanation: The removable media device is assigned elsewhere.

Failing Item:

- USER
- FI01105

284B3140

Explanation: I/O Processor detected that the bus is now operational.

Response: This reference code and the 3120 reference code that occurred before it require no service action, since SCSI bus 0 is now operational.

284B3141

Explanation: I/O Processor detected that the bus is now operational.

Response: This reference code and the 3121 reference code that occurred before it require no service action, since SCSI bus 1 is now operational.

284B3142

Explanation: I/O Processor detected that the bus is now operational.

Response: This reference code and the 3122 reference code that occurred before it require no service action, since SCSI bus 2 is now operational.

284B3143

Explanation: I/O Processor detected that the bus is now operational.

Response: This reference code and the 3123 reference code that occurred before it require no service action, since SCSI bus 3 is now operational.

284B3150

Explanation: I/O processor detected a SCSI bus configuration error.

Response: Internal and external SCSI cables are connected to SCSI bus 0 at the same time. Correct the SCSI bus 0 configuration.

Failing Item:

- SVCDOCS

284B3151

Explanation: I/O processor detected a SCSI bus configuration error.

Response: Internal and external SCSI cables are connected to SCSI bus 1 at the same time. Correct the SCSI bus 1 configuration.

Failing Item:

- SVCDOCS

284B3200

Explanation: A tape/CD or disk device reported a failure.

Failing Item:

- FI01105
- STORIOA
- IOP
- MEDIA

284B3203

Explanation: Disk media format bad.

Failing Item:

- FI01105

284B3205

Explanation: Disk sector read error.

Response: Disk unit data may need to be reloaded, but the disk unit does not need to be replaced.

Failing Item:

- FI01105

284B3215

Explanation: Disk sector read error.

Response: Disk unit data may need to be reloaded, but the disk unit does not need to be replaced.

Failing Item:

- FI01105

284B3250

Explanation: Disk unit requires initialization before use.

Response: Perform a D-IPL and work on errors found in the log.

Failing Item:

- USER

284B3300

Explanation: Storage unit detected a media problem.

Failing Item:

- IOPIP01
- MEDIA
- FI00121
- FI01141

284B3400

Explanation: I/O processor card detected device error.

Response: NOTE: If external devices are attached check EXTSCSI and DEVTERM first.

Failing Item:

- FI02112
- STORIOA
- FI01106
- DEVTERM
- FI01140

284B3401

Explanation: Device backplane problem.

Failing Item:

- DEVBPLN

284B3501

Explanation: I/O processor Licensed Internal Code error.

Failing Item:

- AJDGP01
- IOP

284B3600

Explanation: System log entry only, no service action required.

284B3601

Explanation: System log entry only, no service action required.

284B6070

Explanation: A permanent I/O processor failure occurred.

Failing Item:

- IOP
-

284B6071

Explanation: I/O processor Licensed Internal Code error.

Failing Item:

- AJDGP01
-

284B6072

Explanation: I/O processor Licensed Internal Code error.

Failing Item:

- AJDGP01
 - IOP
-

284B6073

Explanation: IPL device not ready.

Failing Item:

- MEDIA
 - FI01105
 - USER
-

284B6075

Explanation: I/O processor resource not available.

Failing Item:

- AJDGP01
-

284B6076

Explanation: I/O processor card detected media error.

Failing Item:

- MEDIA
 - AJDGP01
 - FI01105
-

284B6081

Explanation: I/O processor Licensed Internal Code error.

Failing Item:

- AJDGP01
 - IOP
-

284B6082

Explanation: I/O processor Licensed Internal Code error.

Failing Item:

- AJDGP01
 - IOP
-

284B6083

Explanation: I/O processor Licensed Internal Code error.

Failing Item:

- AJDGP01
 - IOP
-

284B6085

Explanation: I/O processor Licensed Internal Code error.

Failing Item:

- AJDGP01
 - IOP
 - MA_BRDG
-

284B6200

Explanation: A permanent IOA hardware error occurred.

Failing Item:

- FCIOA
 - OPT_CLN
-

284B6201

Explanation: IOA LID is not valid.

Failing Item:

- AJDGP01
-

284B6602

Explanation: An I/O processor Licensed Internal Code error occurred.

Failing Item:

- AJDGP01
-

284B8000

Explanation: A permanent IOP or cache adapter card failure occurred.

Response: DO NOT replace both FRUs at the same time. Exchange the FRUs one at a time in the order shown.

Failing Item:

- STORIOA
- CACHE

284B8002

Explanation: A permanent cache adapter card failure occurred.

Response: DO NOT replace both FRUs at the same time. Exchange the FRUs one at a time in the order shown.

Failing Item:

- CACHE
- STORIOA

284B8004

Explanation: Voltage drop detected on I/O processor 5 volt power supply.

Failing Item:

- FI01141
- STORIOA

284B8005

Explanation: A recoverable IOP or cache adapter card error occurred.

Response: DO NOT replace both FRUs at the same time. Exchange the FRUs one at a time in the order shown.

Failing Item:

- STORIOA
- CACHE

284B8007

Explanation: A recoverable cache adapter card error occurred.

Response: DO NOT replace both FRUs at the same time. Exchange the FRUs one at a time in the order shown.

Failing Item:

- CACHE
- STORIOA

284B8010

Explanation: A permanent cache adapter card failure occurred.

Response: The cache adapter card may be missing, broken or incompatible.

DO NOT replace both FRUs at the same time. Exchange the FRUs one at a time in the order shown.

Failing Item:

- CACHE
- STORIOA

284B8011

Explanation: A permanent cache adapter card failure occurred.

Response: The cache adapter card may be missing, broken or incompatible.

DO NOT replace both FRUs at the same time. Exchange the FRUs one at a time in the order shown.

Failing Item:

- CACHE
- STORIOA

284B8100

Explanation: I/O processor Licensed Internal Code error.

Failing Item:

- AJDGP01
- IOP

284B8130

Explanation: IOA detected recoverable device bus error.

Response: An error occurred on SCSI bus 0. No action is required. This reference code is logged for information only.

284B8131

Explanation: IOA detected recoverable device bus error.

Response: An error occurred on SCSI bus 1. No action is required. This reference code is logged for information only.

284B8132

Explanation: IOA detected recoverable device bus error.

Response: An error occurred on SCSI bus 2. No action

is required. This reference code is logged for information only.

284B8133

Explanation: IOA detected recoverable device bus error.

Response: An error occurred on SCSI bus 3. No action is required. This reference code is logged for information only.

284B8140

Explanation: IOA detected recoverable device bus error.

Response: No action is required. This reference code is logged for information only.

284B8141

Explanation: IOA detected recoverable device error.

Response: No action is required. This reference code is logged for information only.

284B8145

Explanation: A recoverable I/O processor error occurred.

Failing Item:

- STORIOA

284B8146

Explanation: Disk device detected recoverable error.

Failing Item:

- FI01105

284B8150

Explanation: A permanent I/O processor failure occurred.

Failing Item:

- STORIOA
- ANYBRDG

284B8151

Explanation: I/O processor Licensed Internal Code error.

Failing Item:

- AJDGP01
- STORIOA

284B8155

Explanation: A permanent I/O processor failure occurred.

Failing Item:

- AJDGP01
- STORIOA

284B8156

Explanation: A permanent I/O processor failure occurred.

Failing Item:

- AJDGP01
- STORIOA

284B8157

Explanation: I/O adapter card error.

Response: Display the Service Action Log entry for this SRC. If the Failing Item indicates I/O adapter, then replace the I/O adapter. If the Failing Item indicates SVCDOCS, then do NOT replace the I/O adapter. This is a recoverable error. Perform the following for the I/O processor that the I/O adapter is attached to:

1. If the I/O Processor is not operable and disk units are attached, use Hardware Service Manager to re-IPL the IOP. Other resources attached to the IOP may then need to be Varied On.
2. If disk units are not attached, perform the VRYCFG RESET(*YES) command to reset the IOP and Vary On attached resources.

Failing Item:

- SVCDOCS

284B8200

Explanation: I/O processor Licensed Internal Code error.

Failing Item:

- AJDGP01
- IOP

284B8300

Explanation: I/O processor card or Licensed Internal Code error.

Response: A microprocessor exception occurred on the I/O processor.

Failing Item:

- STORIOA
- IOP
- AJDGP01

284B8301

Explanation: Not valid condition in I/O Processor Licensed Internal Code.

Response: The Licensed Internal Code found a condition that should not have occurred.

Failing Item:

- FI01101
- AJDGP01
- IOP

284B8400

Explanation: I/O processor Licensed Internal Code error.

Failing Item:

- AJDGP01

284B9000

Explanation: I/O processor card detected device error.

Failing Item:

- FI01105
- STORIOA

284B9001

Explanation: I/O processor card detected device configuration error.

Failing Item:

- IOPIP33

284B9002

Explanation: I/O processor card detected device error.

Failing Item:

- IOPIP16
- FI01105
- STORIOA
- FI01140
- BACKPLN
- FI01106

284B9008

Explanation: I/O card does not support functions expected by devices.

Failing Item:

- IOPIP25

284B9009

Explanation: Call your next level of support for assistance.

Failing Item:

- SVCDOCS

284B9010

Explanation: Cache data associated with attached devices cannot be found.

Failing Item:

- IOPIP31

284B9011

Explanation: Cache data belongs to devices other than those attached.

Failing Item:

- IOPIP32

284B9012

Explanation: IOP requires a cache adapter card but cannot find it.

Response: The cache adapter card is missing or broken.

Failing Item:

- IOPIP29
- CACHE

284B9013

Explanation: The IOP and attached cache adapter card are not compatible.

Failing Item:

- IOPIP19

284B9020

Explanation: Array not functional due to present hardware configuration.

Failing Item:

- IOPIP20

284B9021

Explanation: Array not functional due to present hardware configuration.

Failing Item:

- IOPIP20
-

284B9022

Explanation: Array not functional due to present hardware configuration.

Failing Item:

- IOPIP22
-

284B9023

Explanation: Array not functional due to present hardware configuration.

Failing Item:

- IOPIP22
-

284B9024

Explanation: Array not functional due to present hardware configuration.

Failing Item:

- IOPIP22
-

284B9025

Explanation: Disk unit is not supported at its physical location.

Failing Item:

- IOPIP21
-

284B9026

Explanation: Array not functional due to present hardware configuration.

Failing Item:

- IOPIP22
-

284B9027

Explanation: Array not functional due to present hardware configuration.

Failing Item:

- IOPIP34
-

284B9028

Explanation: Incorrect hardware configuration change has been detected.

Response: Reduce the number of arrays on IOP. Either move all devices in an array to another IOP that supports arrays, or stop an array on this IOP.

Failing Item:

- SVCDOCS
-

284B9029

Explanation: Incorrect hardware configuration change has been detected.

Response: Contact your next level of support.

Failing Item:

- SVCDOCS
-

284B902F

Explanation: Array addendum Product Activity Log entry.

Response: This entry contains additional array information for 90xx reference codes when the array contains more than 10 members. Use the 90xx entry that occurred at the same time as this reference code as the starting point for this problem.

284B9030

Explanation: Array no longer protected due to missing or failed disk unit.

Failing Item:

- IOPIP21
-

284B9031

Explanation: Automatic rebuild initiated for array.

Response: Either a previous rebuild was interrupted and was automatically restarted, or a hot spare disk unit was used to automatically rebuild the array. Look for other reference codes and take action on them.

284B9040

Explanation: Array protection temporarily suspended.

Response: No action required. Protection will be automatically restarted.

284B9041

Explanation: Background array parity check detected and corrected errors.

Response: Call your next level of support to report the problem.

Failing Item:

- AJDGP01
-

284B9050

Explanation: Required cache data cannot be located for a disk unit.

Failing Item:

- IOPIP30
-

284B9051

Explanation: IOP cache data exists for a missing or failed device.

Response: If all configured units are missing, a 9054 reference code may appear in the product activity log. If so, perform the action indicated for the 9054 reference code.

Otherwise, perform the procedure indicated in the failing item list.

Failing Item:

- IOPIP27

284B9052

Explanation: Cache data exists for device that has been modified.

Failing Item:

- IOPIP28

284B9053

Explanation: IOP resources not available due to previous problems.

Response: Take action on other IOP reference codes which have surfaced.

If you cannot get to SST or DST, and cannot perform a type A or B IPL, perform a type D IPL from removable media. Look for Product Activity Log entries for other IOP reference codes and take action on them.

Failing Item:

- SVCDOCS

284B9054

Explanation: IOP resources not available due to previous problems.

Response: Power off the system and remove all new or replacement disk units. IPL the system to DST. If you cannot perform a type A or B IPL, perform a type D IPL from removable media.

Look for Product Activity Log entries for other IOP reference codes and take action on them.

Failing Item:

- SVCDOCS

284B9081

Explanation: I/O processor card detected device error.

Failing Item:

- FI01105
- STORIOA

284B9082

Explanation: I/O processor card detected device error.

Failing Item:

- IOPIP16
- FI01105
- STORIOA
- FI01140
- BACKPLN
- FI01106

284B9090

Explanation: Disk unit has been modified after the last known status.

Response: Re-IPL the system. If any reference codes are surfaced, use the new reference code to resolve the problem.

If you cannot resolve the problem, contact your next level of support.

Failing Item:

- SVCDOCS

284B9091

Explanation: Incorrect hardware configuration change has been detected.

Response: Re-IPL the system. If any reference codes are surfaced, use the new reference code to resolve the problem.

If you cannot resolve the problem, contact your next level of support.

Failing Item:

- SVCDOCS

284B9092

Explanation: Disk unit requires initialization before use.

Failing Item:

- IOPIP26

284BB3B1

Explanation: A permanent I/O processor failure occurred.

Failing Item:

- IOP

284BB3B2

Explanation: A permanent I/O processor failure occurred.

Failing Item:

- IOP
-

284BB3B3

Explanation: A permanent I/O processor failure occurred.

Failing Item:

- IOP
-

284BB3B4

Explanation: A permanent I/O processor failure occurred.

Failing Item:

- IOP
-

284BB3B5

Explanation: A permanent I/O processor failure occurred.

Failing Item:

- IOP
-

284BB3B6

Explanation: A permanent I/O processor failure occurred.

Failing Item:

- IOP
-

284BB3B7

Explanation: A permanent I/O processor failure occurred.

Failing Item:

- IOP
-

284BB3B8

Explanation: Multi-adapter Bridge error detected.

Failing Item:

- MA_BRDG
 - IOP
-

284BB3B9

Explanation: A permanent I/O processor failure occurred.

Failing Item:

- IOP
-

284BB3E0

Explanation: I/O processor detected a fault condition.

Failing Item:

- IOP
 - MA_BRDG
-

284BB3E1

Explanation: I/O processor detected a fault condition.

Failing Item:

- IOP
 - MA_BRDG
-

284BB410

Explanation: A permanent I/O processor failure occurred.

Failing Item:

- STORIOA
-

284BB411

Explanation: A permanent I/O processor failure occurred.

Failing Item:

- STORIOA
-

284BB412

Explanation: Tape/CD or disk bus interface error occurred.

Failing Item:

- IOPIP16
 - FI01107
 - FI01140
 - STORIOA
 - DEVTERM
-

284BB935

Explanation: Unknown hardware detected.

Failing Item:

- FI01101
 - AJDGP01
 - IOP
 - MA_BRDG
-

284BBE00

Explanation: I/O processor detected a fault condition.

Failing Item:

- AJDGP01
- IOP
- FI01104
- MA_BRDG

284BFF3D

Explanation: I/O adapter detected recoverable error.

(2875) Reference codes

28751511

Explanation: A non-fatal error occurred on power supply 1.

Failing Item:

- DISKPWR
- DEVBPLN
- SASEXP

28751515

Explanation: A fatal error occurred on power supply 1.

Problem determination: This SRC can be the result of a loss of utility power, battery back up or UPS power to the I/O storage unit. The unit and power supply that detected the problem are in the FRU list of the serviceable event. Before starting a repair action for this problem verify that utility power, BBU or UPS to the unit was not interrupted at the time the SRC was logged. If there was an interruption to power at about the same time then no service is required and this problem can be closed.

Failing Item:

- DISKPWR
- DEVBPLN
- SASEXP

28751521

Explanation: A non-fatal error occurred on power supply 2.

Failing Item:

- DISKPWR
- DEVBPLN
- SASEXP

28751525

Failing Item:

- STORIOA
- ANYBRDG

284BFF6D

Explanation: I/O processor detected a recoverable system bus error.

Failing Item:

- IOP
- ANYBUS

Explanation: A fatal error occurred on power supply 2.

Problem determination: This SRC can be the result of a loss of utility power, battery back up or UPS power to the I/O storage unit. The unit and power supply that detected the problem are in the FRU list of the serviceable event. Before starting a repair action for this problem verify that utility power, BBU or UPS to the unit was not interrupted at the time the SRC was logged. If there was an interruption to power at about the same time then no service is required and this problem can be closed.

Failing Item:

- DISKPWR
- DEVBPLN
- SASEXP

28753002

Explanation: Addressed device backplane failed to respond to selection.

Problem determination: If there are multiple xxxx3002 reference codes logged from the same disk expansion unit at about the same time suspect an input power failure. Verify that input power to the expansion unit power supplies was active at the time of the error. If input power to the expansion unit failed the expansion unit was not able to log a reference code for the input power failure. Restore power to the expansion unit and close the xxxx3002 problems. Otherwise work the xxxx3002 reference codes.

Failing Item:

- SASEXP
- SASCABL
- STORIOA
- DEVBPLN

28753109

Explanation: I/O adapter timed out a device backplane command.

Failing Item:

- SASEXP
- SASCABL
- STORIOA
- DEVBPLN

28757614

Explanation: A fatal error occurred on fan 1.

Failing Item:

- DISKFAN

28757624

Explanation: A fatal error occurred on fan 2.

Failing Item:

- DISKFAN

28757634

Explanation: A fatal error occurred on fan 3.

(2876) Reference codes

28761511

Explanation: A non-fatal error occurred on power supply 1.

Failing Item:

- DISKPWR
- DEVBPLN
- SASEXP

28761515

Explanation: A fatal error occurred on power supply 1.

Problem determination: This SRC can be the result of a loss of utility power, battery back up or UPS power to the I/O storage unit. The unit and power supply that detected the problem are in the FRU list of the serviceable event. Before starting a repair action for this problem verify that utility power, BBU or UPS to the unit was not interrupted at the time the SRC was logged. If there was an interruption to power at about the same time then no service is required and this problem can be closed.

Failing Item:

- DISKPWR
- DEVBPLN
- SASEXP

Failing Item:

- DISKFAN

28757644

Explanation: A fatal error occurred on fan 4.

Failing Item:

- DISKFAN

28758404

Explanation: System log entry only, no service action required.

2875FFF4

Explanation: Device backplane problem.

Failing Item:

- SASEXP
- SASCABL
- STORIOA
- DEVBPLN

28761521

Explanation: A non-fatal error occurred on power supply 2.

Failing Item:

- DISKPWR
- DEVBPLN
- SASEXP

28761525

Explanation: A fatal error occurred on power supply 2.

Problem determination: This SRC can be the result of a loss of utility power, battery back up or UPS power to the I/O storage unit. The unit and power supply that detected the problem are in the FRU list of the serviceable event. Before starting a repair action for this problem verify that utility power, BBU or UPS to the unit was not interrupted at the time the SRC was logged. If there was an interruption to power at about the same time then no service is required and this problem can be closed.

Failing Item:

- DISKPWR
- DEVBPLN
- SASEXP

28763002

Explanation: Addressed device backplane failed to respond to selection.

Problem determination: If there are multiple xxxx3002 reference codes logged from the same disk expansion unit at about the same time suspect an input power failure. Verify that input power to the expansion unit power supplies was active at the time of the error. If input power to the expansion unit failed the expansion unit was not able to log a reference code for the input power failure. Restore power to the expansion unit and close the xxxx3002 problems. Otherwise work the xxxx3002 reference codes.

Failing Item:

- SASEXP
- SASCABL
- STORIOA
- DEVBPLN

28763109

Explanation: I/O adapter timed out a device backplane command.

Failing Item:

- SASEXP
- SASCABL
- STORIOA
- DEVBPLN

28767614

Explanation: A fatal error occurred on fan 1.

Failing Item:

- DISKFAN

28767624

Explanation: A fatal error occurred on fan 2.

Failing Item:

- DISKFAN

28767634

Explanation: A fatal error occurred on fan 3.

Failing Item:

- DISKFAN

28767644

Explanation: A fatal error occurred on fan 4.

Failing Item:

- DISKFAN

28768404

Explanation: System log entry only, no service action required.

2876FFF4

Explanation: Device backplane problem.

Failing Item:

- SASEXP
- SASCABL
- STORIOA
- DEVBPLN

(2890) Reference codes

28900A17

Explanation: A permanent I/O processor failure occurred.

Failing Item:

- IOP
- MA_BRDG
- AJDG301
- AJDGP01

- MA_BRDG

28901307

Explanation: I/O adapter resource not available.

Failing Item:

- AJDGP01
- AJDG301

28901310

Explanation: I/O adapter resource not available.

Response: The INS processor error log is being filled faster than the errors are being reported to the system. Check other errors reported to the system and correct them.

Failing Item:

28900A22

Explanation: Adapter card storage error.

Failing Item:

- AJDGP01
- AJDG301
- IOP

- IOP
- AJDGP01

28903000**Explanation:** An I/O adapter failure occurred.**Failing Item:**

- IOP
- AJDGP01

28903001**Explanation:** I/O adapter Licensed Internal Code failed.**Failing Item:**

- IOP
- AJDGP01

28903006**Explanation:** An I/O adapter failure occurred.**Failing Item:**

- IOP
- ANYBUS

28903080**Explanation:** I/O adapter Licensed Internal Code failed.**Failing Item:**

- AJDGP01

28903081**Explanation:** I/O adapter error; logged only.

28903084**Explanation:** An I/O adapter failure occurred.**Failing Item:**

- AJDGP01
- IOP
- IOA
- MA_BRDG

28903087**Explanation:** I/O adapter resource not available.**Failing Item:**

- AJDGP01
- AJDG301
- NTUSER
- IOA

28906070**Explanation:** An I/O adapter failure occurred.**Failing Item:**

- IOP

28906071**Explanation:** I/O adapter Licensed Internal Code failed.**Failing Item:**

- AJDGP01

28906072**Explanation:** I/O adapter Licensed Internal Code failed.**Failing Item:**

- AJDGP01
- IOP

28906075**Explanation:** I/O adapter resource not available.**Failing Item:**

- AJDGP01

28906083**Explanation:** I/O adapter Licensed Internal Code failed.**Failing Item:**

- AJDGP01
- IOP

28906085**Explanation:** I/O adapter Licensed Internal Code failed.**Failing Item:**

- AJDGP01
- IOP
- MA_BRDG

28906201**Explanation:** A permanent I/O processor failure occurred.**Failing Item:**

- IOP
- AJDGP01

28906202

Explanation: I/O processor Licensed Internal Code error.

Failing Item:

- AJDGP01
- IOP

28906210

Explanation: I/O processor Licensed Internal Code error.

Failing Item:

- AJDGP01

28906221

Explanation: I/O processor resource not available.

Failing Item:

- AJDG301

28906222

Explanation: A permanent I/O processor failure occurred.

Failing Item:

- AJDGP01
- IOP

28906223

Explanation: A permanent I/O processor failure occurred.

Failing Item:

- IOP
- AJDGP01

28906224

Explanation: A permanent I/O processor failure occurred.

Failing Item:

- DISKIMG
- AJDGP01
- IOP
- MEMORY

28906225

Explanation: A permanent I/O processor failure occurred.

Failing Item:

- AJDGP01

- AJDG301
- IOP

28906226

Explanation: I/O processor card detected device error.

Failing Item:

- AJDG301
- AS4NTDD

28906227

Explanation: A HostLAN error was detected.

Failing Item:

- NTUSER
- AJDGP01
- IOP

28906228

Explanation: Windows initiated a warm boot.

Failing Item:

- AJDGP01
- IOP

28906501

Explanation: A Windows fatal error occurred.

Failing Item:

- IOP
- AJDGP01

28906502

Explanation: A Windows fatal error occurred.

Failing Item:

- AJDGP01
- IOP

28906530

Explanation: A Virtual SCSI error was detected.

Failing Item:

- NTVSCSI
- NTOPSYS

28906531

Explanation: A Virtual SCSI error was detected.

Failing Item:

- NTVSCSI
- AS4NTDD

- NTOPSYS
- AJDGP01

28906532**Explanation:** A Virtual SCSI error was detected.**Failing Item:**

- NTOPSYS
- AJDGP01
- AS4NTDD

28906533**Explanation:** A Virtual SCSI error was detected.**Failing Item:**

- NTUSER
- NTOPSYS
- AS4NTDD

28906534**Explanation:** A Virtual SCSI error was detected.**Failing Item:**

- AS4NTDD
- AJDGP01
- NTOPSYS

28906535**Explanation:** A Virtual SCSI error was detected.**Failing Item:**

- NTUSER
- NTDEVDR
- AJDGP01

28906538**Explanation:** A Virtual SCSI error was detected.**Failing Item:**

- NTVSCSI
- NTOPSYS

28906539**Explanation:** A Virtual SCSI error was detected.**Failing Item:**

- NTVSCSI
- AS4NTDD
- NTOPSYS
- AJDGP01

2890653A**Explanation:** A Virtual SCSI error was detected.**Failing Item:**

- NTOPSYS
- AJDGP01
- AS4NTDD

2890653B**Explanation:** A Virtual SCSI error was detected.**Failing Item:**

- NTUSER
- NTOPSYS
- AS4NTDD

2890653C**Explanation:** A Virtual SCSI error was detected.**Failing Item:**

- AS4NTDD
- AJDGP01
- NTOPSYS

2890653D**Explanation:** A Virtual SCSI error was detected.**Failing Item:**

- NTUSER
- NTDEVDR
- AJDGP01

2890653F**Explanation:** A Virtual SCSI error was detected.**Failing Item:**

- NTDEVDR
- NTOPSYS
- AJDG301

28906540**Explanation:** A Virtual SCSI error was detected.**Failing Item:**

- NTVSCSI
 - AJDGP01
 - AJDG301
-

28906541

Explanation: A permanent I/O processor failure occurred.

Failing Item:

- IOP
 - AJDGP01
-

28906542

Explanation: Licensed Internal Code error detected.

Failing Item:

- AJDG301
 - AJDGP01
-

28906543

Explanation: A Windows fatal error occurred.

Failing Item:

- NTOPSYS
 - NTVSCSI
-

28906580

Explanation: A Windows fatal error occurred.

Failing Item:

- DISKIMG
 - IOP
 - AJDGP01
-

289065B0

Explanation: A HostLAN error was detected.

Failing Item:

- NTLANDD
 - NTOPSYS
-

289065B1

Explanation: A HostLAN error was detected.

Failing Item:

- NTLANDD
 - NTOPSYS
 - AJDG301
-

289065B2

Explanation: A HostLAN error was detected.

Failing Item:

- NTDEVDR
 - NTOPSYS
 - AJDG301
-

28908301

Explanation: An I/O adapter failure occurred.

Failing Item:

- AJDGP01
 - IOP
-

2890B3B1

Explanation: A permanent I/O processor failure occurred.

Failing Item:

- IOP
-

2890B3B2

Explanation: A permanent I/O processor failure occurred.

Failing Item:

- IOP
-

2890B3B3

Explanation: A permanent I/O processor failure occurred.

Failing Item:

- IOP
-

2890B3B4

Explanation: A permanent I/O processor failure occurred.

Failing Item:

- IOP
-

2890B3B5

Explanation: A permanent I/O processor failure occurred.

Failing Item:

- IOP
-

2890B3B6

Explanation: A permanent I/O processor failure occurred.

Failing Item:

- IOP
-

2890B3B7

Explanation: A permanent I/O processor failure occurred.

Failing Item:

- IOP

2890B3B8

Explanation: Multi-adapter bridge error detected.

Failing Item:

- MA_BRDG
- IOP

2890B3B9

Explanation: A permanent I/O processor failure occurred.

Failing Item:

- IOP

2890B3E0

Explanation: I/O processor detected a fault condition.

Failing Item:

- IOP
- MA_BRDG

2890B3E1

Explanation: An I/O adapter failure occurred.

Failing Item:

- IOP
- MA_BRDG

2890B4B0

Explanation: I/O adapter hardware error detected.

Failing Item:

- IOP

2890B4B1

Explanation: I/O adapter hardware error detected.

Failing Item:

- IOP
- MEMORY

2890B4B2

Explanation: Incompatible hardware detected.

Failing Item:

- IOP

2890B4B3

Explanation: Incompatible hardware detected.

Failing Item:

- IOA

2890B4B4

Explanation: I/O adapter hardware error detected.

Failing Item:

- IOP
- IOA
- MEMORY

2890B4B5

Explanation: An I/O adapter failure occurred.

Failing Item:

- AJDGP01
- IOP

2890B4B8

Explanation: Adapter card storage error.

Failing Item:

- MEMORY
- IOP

2890B4B9

Explanation: An I/O adapter failure occurred.

Failing Item:

- IOP

2890B4BC

Explanation: I/O adapter error; logged only.

Failing Item:

- IOP
- IOA

2890B4BE

Explanation: Adapter card storage error.

Failing Item:

- MEMORY
 - IOP
-

2890B904

Explanation: A permanent I/O processor failure occurred.

Failing Item:

- AJDGP01
- IOP

2890B935

Explanation: Incompatible hardware detected.

Failing Item:

- IOA
- AJDGP01
- IOP
- MA_BRDG

2890B960

Explanation: I/O processor Licensed Internal Code error.

Failing Item:

- AJDGP01
- IOP
- IOA

2890B961

Explanation: An error was detected on one of the attached adapter cards.

Failing Item:

- IOA
- IOP
- AJDGP01

2890BE00

Explanation: An I/O adapter failure occurred.

Failing Item:

- AJDGP01
- IOP
- IOA
- MA_BRDG

(2892) Reference codes

28920A17

Explanation: A permanent I/O processor failure occurred.

Failing Item:

- IOP
- MA_BRDG
- AJDG301
- AJDGP01

Explanation: I/O adapter resource not available.

Response: The INS processor error log is being filled faster than the errors are being reported to the system. Check other errors reported to the system and correct them.

Failing Item:

- IOP
- AJDGP01

28920A22

Explanation: Adapter card storage error.

Failing Item:

- AJDGP01
- AJDG301
- IOP
- MA_BRDG

28921317

Explanation: I/O processor card error.

Response: Display the Service Action Log entry for this SRC. If the Failing Item indicates to replace hardware, then replace hardware. If the Failing Item indicates SVCDOCS, then do NOT replace hardware. This is a recoverable error. If the resource is not operable, use Hardware Service Manager to re-IPL the resource. Perform the VRYCFG command to Vary On the NWSD.

Failing Item:

- SVCDOCS

28921307

Explanation: I/O adapter resource not available.

Failing Item:

- AJDGP01
- AJDG301

28923000

Explanation: An I/O adapter failure occurred.

Failing Item:

- IOP

28921310

- AJDGP01

28923001

Explanation: I/O adapter Licensed Internal Code failed.

Failing Item:

- IOP
- AJDGP01

28923006

Explanation: An I/O adapter failure occurred.

Failing Item:

- IOP
- ANYBUS

28923080

Explanation: I/O adapter Licensed Internal Code failed.

Failing Item:

- AJDGP01

28923081

Explanation: I/O adapter error; logged only.

28923084

Explanation: An I/O adapter failure occurred.

Failing Item:

- AJDGP01
- IOP
- IOA
- MA_BRDG

28923087

Explanation: I/O adapter resource not available.

Failing Item:

- AJDGP01
- AJDG301
- NTUSER
- IOA

28926070

Explanation: An I/O adapter failure occurred.

Failing Item:

- IOP

28926071

Explanation: I/O adapter Licensed Internal Code failed.

Failing Item:

- AJDGP01

28926072

Explanation: I/O adapter Licensed Internal Code failed.

Failing Item:

- AJDGP01
- IOP

28926075

Explanation: I/O adapter resource not available.

Failing Item:

- AJDGP01

28926083

Explanation: I/O adapter Licensed Internal Code failed.

Failing Item:

- AJDGP01
- IOP

28926085

Explanation: I/O adapter Licensed Internal Code failed.

Failing Item:

- AJDGP01
- IOP
- MA_BRDG

28926201

Explanation: A permanent I/O processor failure occurred.

Failing Item:

- IOP
- AJDGP01

28926202

Explanation: I/O processor Licensed Internal Code error.

Failing Item:

- AJDGP01
- IOP

28926204

Explanation: I/O adapter failure due to a thermal condition.

Failing Item:

- IOP
-

28926210

Explanation: I/O processor Licensed Internal Code error.

Failing Item:

- AJDGP01
-

28926221

Explanation: I/O processor resource not available.

Failing Item:

- AJDG301
-

28926222

Explanation: A permanent I/O processor failure occurred.

Failing Item:

- AJDGP01
 - IOP
-

28926223

Explanation: A permanent I/O processor failure occurred.

Failing Item:

- IOP
 - AJDGP01
-

28926224

Explanation: A permanent I/O processor failure occurred.

Failing Item:

- DISKIMG
 - AJDGP01
 - IOP
 - MEMORY
-

28926225

Explanation: A permanent I/O processor failure occurred.

Failing Item:

- AJDGP01
 - AJDG301
-

- IOP
-

28926226

Explanation: I/O processor card detected device error.

Failing Item:

- AJDG301
 - AS4NTDD
-

28926227

Explanation: A HostLAN error was detected.

Failing Item:

- NTUSER
 - AJDGP01
 - IOP
-

28926228

Explanation: Windows initiated a warm boot.

Failing Item:

- AJDGP01
 - IOP
-

28926501

Explanation: A Windows fatal error occurred.

Failing Item:

- IOP
 - AJDGP01
-

28926502

Explanation: A Windows fatal error occurred.

Failing Item:

- AJDGP01
 - IOP
-

28926530

Explanation: A Virtual SCSI error was detected.

Failing Item:

- NTVSCSI
 - NTOPSYS
-

28926531

Explanation: A Virtual SCSI error was detected.

Failing Item:

- NTVSCSI
 - AS4NTDD
 - NTOPSYS
-

- AJDGP01

28926532

Explanation: A Virtual SCSI error was detected.

Failing Item:

- NTOPSYS
- AJDGP01
- AS4NTDD

28926533

Explanation: A Virtual SCSI error was detected.

Failing Item:

- NTUSER
- NTOPSYS
- AS4NTDD

28926534

Explanation: A Virtual SCSI error was detected.

Failing Item:

- AS4NTDD
- AJDGP01
- NTOPSYS

28926535

Explanation: A Virtual SCSI error was detected.

Failing Item:

- NTUSER
- NTDEVDR
- AJDGP01

28926538

Explanation: A Virtual SCSI error was detected.

Failing Item:

- NTVSCSI
- NTOPSYS

28926539

Explanation: A Virtual SCSI error was detected.

Failing Item:

- NTVSCSI
- AS4NTDD
- NTOPSYS
- AJDGP01

2892653A

Explanation: A Virtual SCSI error was detected.

Failing Item:

- NTOPSYS
- AJDGP01
- AS4NTDD

2892653B

Explanation: A Virtual SCSI error was detected.

Failing Item:

- NTUSER
- NTOPSYS
- AS4NTDD

2892653C

Explanation: A Virtual SCSI error was detected.

Failing Item:

- AS4NTDD
- AJDGP01
- NTOPSYS

2892653D

Explanation: A Virtual SCSI error was detected.

Failing Item:

- NTUSER
- NTDEVDR
- AJDGP01

2892653F

Explanation: A Virtual SCSI error was detected.

Failing Item:

- NTDEVDR
- NTOPSYS
- AJDG301

28926540

Explanation: A Virtual SCSI error was detected.

Failing Item:

- NTVSCSI
 - AJDGP01
 - AJDG301
-

28926541

Explanation: A permanent I/O processor failure occurred.

Failing Item:

- IOP
- AJDGP01

28926542

Explanation: Licensed Internal Code error detected.

Failing Item:

- AJDG301
- AJDGP01

28926543

Explanation: A Windows fatal error occurred.

Failing Item:

- NTOPSYS
- NTVSCSI

28926580

Explanation: A Windows fatal error occurred.

Failing Item:

- DISKIMG
- IOP
- AJDGP01

289265B0

Explanation: A HostLAN error was detected.

Failing Item:

- NTLANDD
- NTOPSYS

289265B1

Explanation: A HostLAN error was detected.

Failing Item:

- NTLANDD
- NTOPSYS
- AJDG301

289265B2

Explanation: A HostLAN error was detected.

Failing Item:

- NTDEVDR
- NTOPSYS
- AJDG301

28928301

Explanation: An I/O adapter failure occurred.

Failing Item:

- AJDGP01
- IOP

2892B3B1

Explanation: A permanent I/O processor failure occurred.

Failing Item:

- IOP

2892B3B2

Explanation: A permanent I/O processor failure occurred.

Failing Item:

- IOP

2892B3B3

Explanation: A permanent I/O processor failure occurred.

Failing Item:

- IOP

2892B3B4

Explanation: A permanent I/O processor failure occurred.

Failing Item:

- IOP

2892B3B5

Explanation: A permanent I/O processor failure occurred.

Failing Item:

- IOP

2892B3B6

Explanation: A permanent I/O processor failure occurred.

Failing Item:

- IOP

2892B3B7

Explanation: A permanent I/O processor failure occurred.

Failing Item:

- IOP

2892B3B8

Explanation: Multi-adapter bridge error detected.

Failing Item:

- MA_BRDG
- IOP

2892B3B9

Explanation: A permanent I/O processor failure occurred.

Failing Item:

- IOP

2892B3E0

Explanation: I/O processor detected a fault condition.

Failing Item:

- IOP
- MA_BRDG

2892B3E1

Explanation: An I/O adapter failure occurred.

Failing Item:

- IOP
- MA_BRDG

2892B4B0

Explanation: I/O adapter hardware error detected.

Failing Item:

- IOP

2892B4B1

Explanation: I/O adapter hardware error detected.

Failing Item:

- IOP
- MEMORY

2892B4B2

Explanation: Incompatible hardware detected.

Failing Item:

- IOP

2892B4B3

Explanation: Incompatible hardware detected.

Failing Item:

- IOA

2892B4B4

Explanation: I/O adapter hardware error detected.

Failing Item:

- IOP
- IOA
- MEMORY

2892B4B5

Explanation: An I/O adapter failure occurred.

Failing Item:

- AJDGP01
- IOP

2892B4B8

Explanation: Adapter card storage error.

Failing Item:

- MEMORY
- IOP

2892B4B9

Explanation: An I/O adapter failure occurred.

Failing Item:

- IOP

2892B4BC

Explanation: I/O adapter error; logged only.

Failing Item:

- IOP
- IOA

2892B4BE

Explanation: Adapter card storage error.

Failing Item:

- MEMORY
 - IOP
-

2892B904

Explanation: A permanent I/O processor failure occurred.

Failing Item:

- AJDGP01
- IOP

2892B935

Explanation: Incompatible hardware detected.

Failing Item:

- IOA
- AJDGP01
- IOP
- MA_BRDG

2892B960

Explanation: I/O processor Licensed Internal Code error.

Failing Item:

- AJDGP01
- IOP
- IOA

2892B961

Explanation: An error was detected on one of the attached adapter cards.

Failing Item:

- IOA
- IOP
- AJDGP01

2892BE00

Explanation: An I/O adapter failure occurred.

Failing Item:

- AJDGP01
- IOP
- IOA
- MA_BRDG

(28A6) Reference codes

28A61511

Explanation: A non-fatal error occurred on power supply 1.

Failing Item:

- DISKPWR
- DEVBPLN
- SASEXP

Explanation: A non-fatal error occurred on power supply 2.

Failing Item:

- DISKPWR
- DEVBPLN
- SASEXP

28A61515

Explanation: A fatal error occurred on power supply 1.

Problem determination: This SRC can be the result of a loss of utility power, battery back up or UPS power to the I/O storage unit. The unit and power supply that detected the problem are in the FRU list of the serviceable event. Before starting a repair action for this problem verify that utility power, BBU or UPS to the unit was not interrupted at the time the SRC was logged. If there was an interruption to power at about the same time then no service is required and this problem can be closed.

Failing Item:

- DISKPWR
- DEVBPLN
- SASEXP

28A61525

Explanation: A fatal error occurred on power supply 2.

Problem determination: This SRC can be the result of a loss of utility power, battery back up or UPS power to the I/O storage unit. The unit and power supply that detected the problem are in the FRU list of the serviceable event. Before starting a repair action for this problem verify that utility power, BBU or UPS to the unit was not interrupted at the time the SRC was logged. If there was an interruption to power at about the same time then no service is required and this problem can be closed.

Failing Item:

- DISKPWR
- DEVBPLN
- SASEXP

28A63002

28A61521

Explanation: Addressed device backplane failed to respond to selection.

Problem determination: If there are multiple xxxx3002 reference codes logged from the same disk expansion unit at about the same time suspect an input power failure. Verify that input power to the expansion unit power supplies was active at the time of the error. If input power to the expansion unit failed the expansion unit was not able to log a reference code for the input power failure. Restore power to the expansion unit and close the xxxx3002 problems. Otherwise work the xxxx3002 reference codes.

Failing Item:

- SASEXP
- SASCABL
- STORIOA
- DEVBPLN

28A63109

Explanation: I/O adapter timed out a device backplane command.

Failing Item:

- SASEXP
- SASCABL
- STORIOA
- DEVBPLN

28A67614

Explanation: A fatal error occurred on fan 1.

Failing Item:

- DISKFAN

28A67624

Explanation: A fatal error occurred on fan 2.

Failing Item:

- DISKFAN

28A67634

Explanation: A fatal error occurred on fan 3.

Failing Item:

- DISKFAN

28A67644

Explanation: A fatal error occurred on fan 4.

Failing Item:

- DISKFAN

28A68404

Explanation: System log entry only, no service action required.

28A6FFF4

Explanation: Device backplane problem.

Failing Item:

- SASEXP
- SASCABL
- STORIOA
- DEVBPLN

(28A8) Reference codes

28A81511

Explanation: A non-fatal error occurred on power supply 1.

Failing Item:

- DISKPWR
 - DEVBPLN
 - SASEXP
-

28A81515

Explanation: A fatal error occurred on power supply 1.

Problem determination: This SRC can be the result of a loss of utility power, battery back up or UPS power to the I/O storage unit. The unit and power supply that detected the problem are in the FRU list of the serviceable event. Before starting a repair action for this problem verify that utility power, BBU or UPS to the unit was not interrupted at the time the SRC was logged. If there was an interruption to power at about the same time then no service is required and this problem can be closed.

Failing Item:

- DISKPWR
 - DEVBPLN
 - SASEXP
-

28A81521

Explanation: A non-fatal error occurred on power supply 2.

Failing Item:

- DISKPWR
 - DEVBPLN
 - SASEXP
-

28A81525

Explanation: A fatal error occurred on power supply 2.

Problem determination: This SRC can be the result of a loss of utility power, battery back up or UPS power to the I/O storage unit. The unit and power supply that detected the problem are in the FRU list of the serviceable event. Before starting a repair action for this problem verify that utility power, BBU or UPS to the unit was not interrupted at the time the SRC was logged. If there was an interruption to power at about the same time then no service is required and this problem can be closed.

Failing Item:

- DISKPWR
-

- DEVBPLN
 - SASEXP
-

28A83002

Explanation: Addressed device backplane failed to respond to selection.

Problem determination: If there are multiple xxxx3002 reference codes logged from the same disk expansion unit at about the same time suspect an input power failure. Verify that input power to the expansion unit power supplies was active at the time of the error. If input power to the expansion unit failed the expansion unit was not able to log a reference code for the input power failure. Restore power to the expansion unit and close the xxxx3002 problems. Otherwise work the xxxx3002 reference codes.

Failing Item:

- SASEXP
 - SASCABL
 - STORIOA
 - DEVBPLN
-

28A83109

Explanation: I/O adapter timed out a device backplane command.

Failing Item:

- SASEXP
 - SASCABL
 - STORIOA
 - DEVBPLN
-

28A87614

Explanation: A fatal error occurred on fan 1.

Failing Item:

- DISKFAN
-

28A87624

Explanation: A fatal error occurred on fan 2.

Failing Item:

- DISKFAN
-

28A87634

Explanation: A fatal error occurred on fan 3.

Failing Item:

- DISKFAN
-

28A87644

Explanation: A fatal error occurred on fan 4.

Failing Item:

- DISKFAN
-

28A88404

Explanation: System log entry only, no service action required.

(28B9) Reference codes

28B91511

Explanation: A non-fatal error occurred on power supply 1.

Failing Item:

- DISKPWR
 - DISKFAN
 - FI01106
 - DEVBPLN
-

28B91515

Explanation: A fatal error occurred on power supply 1.

Failing Item:

- DISKPWR
 - DISKFAN
 - FI01106
 - DEVBPLN
-

28B91521

Explanation: A non-fatal error occurred on power supply 2.

Failing Item:

- DISKPWR
 - DISKFAN
 - FI01106
 - DEVBPLN
-

28B91525

Explanation: A fatal error occurred on power supply 2.

Failing Item:

- DISKPWR
 - DISKFAN
 - FI01106
 - DEVBPLN
-

28A8FFF4

Explanation: Device backplane problem.

Failing Item:

- SASEXP
 - SASCABL
 - STORIOA
 - DEVBPLN
-

28B93002

Explanation: Addressed device backplane failed to respond to selection.

Failing Item:

- DEVBPLN
 - STORIOA
 - FI01140
 - FI01106
-

28B93109

Explanation: I/O adapter timed out a device backplane command.

Failing Item:

- DEVBPLN
 - STORIOA
 - FI01140
 - FI01106
-

28B97611

Explanation: A fatal error occurred on redundant fan 1.

Failing Item:

- DISKFAN
-

28B97614

Explanation: A fatal error occurred on fan 1.

Failing Item:

- DISKFAN
-

28B97621

Explanation: A fatal error occurred on redundant fan 2.

Failing Item:

- DISKFAN
-

28B97624

28B97631 • 28CB7611

Explanation: A fatal error occurred on fan 2.

Failing Item:

- DISKFAN

28B97631

Explanation: A fatal error occurred on redundant fan 3.

Failing Item:

- DISKFAN

28B97634

Explanation: A fatal error occurred on fan 3.

Failing Item:

- DISKFAN

28B98401

(28CB) Reference codes

28CB1511

Explanation: A non-fatal error occurred on power supply 1.

Failing Item:

- DISKPWR
- DISKFAN
- FI01106
- DEVBPLN

28CB1515

Explanation: A fatal error occurred on power supply 1.

Failing Item:

- DISKPWR
- DISKFAN
- FI01106
- DEVBPLN

28CB1521

Explanation: A non-fatal error occurred on power supply 2.

Failing Item:

- DISKPWR
- DISKFAN
- FI01106
- DEVBPLN

28CB1525

Explanation: Removable media power fault.

Failing Item:

- DEVBPLN

28B98404

Explanation: System log entry only, no service action required.

28B9FFF4

Explanation: Device backplane problem.

Failing Item:

- DEVBPLN
- STORIOA
- FI01140
- FI01106

Explanation: A fatal error occurred on power supply 2.

Failing Item:

- DISKPWR
- DISKFAN
- FI01106
- DEVBPLN

28CB3002

Explanation: Addressed device backplane failed to respond to selection.

Failing Item:

- DEVBPLN
- STORIOA
- FI01140
- FI01106

28CB3109

Explanation: I/O adapter timed out a device backplane command.

Failing Item:

- DEVBPLN
- STORIOA
- FI01140
- FI01106

28CB7611

Explanation: A fatal error occurred on redundant fan 1.

Failing Item:

- DISKFAN

28CB7614

Explanation: A fatal error occurred on fan 1.

Failing Item:

- DISKFAN

28CB7621

Explanation: A fatal error occurred on redundant fan 2.

Failing Item:

- DISKFAN

28CB7624

Explanation: A fatal error occurred on fan 2.

Failing Item:

- DISKFAN

28CB7631

Explanation: A fatal error occurred on redundant fan 3.

Failing Item:

- DISKFAN

28CB7634

Explanation: A fatal error occurred on fan 3.

Failing Item:

- DISKFAN

28CB8401

Explanation: Removable media power fault.

Failing Item:

- DEVBPLN

28CB8404

Explanation: System log entry only, no service action required.

28CBFFF4

Explanation: Device backplane problem.

Failing Item:

- DEVBPLN
- STORIOA
- FI01140
- FI01106

(28CC) Reference codes**28CC1511**

Explanation: A non-fatal error occurred on power supply 1.

Failing Item:

- DISKPWR
- DISKFAN
- FI01106
- DEVBPLN

28CC1515

Explanation: A fatal error occurred on power supply 1.

Failing Item:

- DISKPWR
- DISKFAN
- FI01106
- DEVBPLN

28CC1521

Explanation: A non-fatal error occurred on power supply 2.

Failing Item:

- DISKPWR
- DISKFAN
- FI01106
- DEVBPLN

28CC1525

Explanation: A fatal error occurred on power supply 2.

Failing Item:

- DISKPWR
- DISKFAN
- FI01106
- DEVBPLN

28CC3002

Explanation: Addressed device backplane failed to respond to selection.

Failing Item:

- DEVBPLN
- STORIOA

28CC3109 • 28CCFFF4

- FI01140
- FI01106

28CC3109

Explanation: I/O adapter timed out a device backplane command.

Failing Item:

- DEVBPLN
- STORIOA
- FI01140
- FI01106

28CC7611

Explanation: A fatal error occurred on redundant fan 1.

Failing Item:

- DISKFAN

28CC7614

Explanation: A fatal error occurred on fan 1.

Failing Item:

- DISKFAN

28CC7621

Explanation: A fatal error occurred on redundant fan 2.

Failing Item:

- DISKFAN

28CC7624

Explanation: A fatal error occurred on fan 2.

Failing Item:

- DISKFAN

28CC7631

Explanation: A fatal error occurred on redundant fan 3.

Failing Item:

- DISKFAN

28CC7634

Explanation: A fatal error occurred on fan 3.

Failing Item:

- DISKFAN

28CC8401

Explanation: Removable media power fault.

Failing Item:

- DEVBPLN

28CC8404

Explanation: System log entry only, no service action required.

28CCFFF4

Explanation: Device backplane problem.

Failing Item:

- DEVBPLN
- STORIOA
- FI01140
- FI01106

(293C) Reference codes

293C1511

Explanation: A non-fatal error occurred on power supply 1.

Failing Item:

- DISKPWR
 - DEVBPLN
 - SASEXP
-

293C1515

Explanation: A fatal error occurred on power supply 1.

Problem determination: This SRC can be the result of a loss of utility power, battery back up or UPS power to the I/O storage unit. The unit and power supply that detected the problem are in the FRU list of the serviceable event. Before starting a repair action for this problem verify that utility power, BBU or UPS to the unit was not interrupted at the time the SRC was logged. If there was an interruption to power at about the same time then no service is required and this problem can be closed.

Failing Item:

- DISKPWR
 - DEVBPLN
 - SASEXP
-

293C1521

Explanation: A non-fatal error occurred on power supply 2.

Failing Item:

- DISKPWR
 - DEVBPLN
 - SASEXP
-

293C1525

Explanation: A fatal error occurred on power supply 2.

Problem determination: This SRC can be the result of a loss of utility power, battery back up or UPS power to the I/O storage unit. The unit and power supply that detected the problem are in the FRU list of the serviceable event. Before starting a repair action for this problem verify that utility power, BBU or UPS to the unit was not interrupted at the time the SRC was logged. If there was an interruption to power at about the same time then no service is required and this problem can be closed.

Failing Item:

- DISKPWR
-

- DEVBPLN

- SASEXP
-

293C3002

Explanation: Addressed device backplane failed to respond to selection.

Problem determination: If there are multiple xxxx3002 reference codes logged from the same disk expansion unit at about the same time suspect an input power failure. Verify that input power to the expansion unit power supplies was active at the time of the error. If input power to the expansion unit failed the expansion unit was not able to log a reference code for the input power failure. Restore power to the expansion unit and close the xxxx3002 problems. Otherwise work the xxxx3002 reference codes.

Failing Item:

- SASEXP
 - SASCABL
 - STORIOA
 - DEVBPLN
-

293C3109

Explanation: I/O adapter timed out a device backplane command.

Failing Item:

- SASEXP
 - SASCABL
 - STORIOA
 - DEVBPLN
-

293C7614

Explanation: A fatal error occurred on fan 1.

Failing Item:

- DISKFAN
-

293C7624

Explanation: A fatal error occurred on fan 2.

Failing Item:

- DISKFAN
-

293C7634

Explanation: A fatal error occurred on fan 3.

Failing Item:

- DISKFAN
-

293C7644

Explanation: A fatal error occurred on fan 4.

Failing Item:

- DISKFAN
-

293C8404

Explanation: System log entry only, no service action required.

(293D) Reference codes

293D1511

Explanation: A non-fatal error occurred on power supply 1.

Failing Item:

- DISKPWR
 - DEVBPLN
 - SASEXP
-

293D1515

Explanation: A fatal error occurred on power supply 1.

Problem determination: This SRC can be the result of a loss of utility power, battery back up or UPS power to the I/O storage unit. The unit and power supply that detected the problem are in the FRU list of the serviceable event. Before starting a repair action for this problem verify that utility power, BBU or UPS to the unit was not interrupted at the time the SRC was logged. If there was an interruption to power at about the same time then no service is required and this problem can be closed.

Failing Item:

- DISKPWR
 - DEVBPLN
 - SASEXP
-

293D1521

Explanation: A non-fatal error occurred on power supply 2.

Failing Item:

- DISKPWR
 - DEVBPLN
 - SASEXP
-

293D1525

Explanation: A fatal error occurred on power supply 2.

Problem determination: This SRC can be the result of

293CFFF4

Explanation: Device backplane problem.

Failing Item:

- SASEXP
 - SASCABL
 - STORIOA
 - DEVBPLN
-

a loss of utility power, battery back up or UPS power to the I/O storage unit. The unit and power supply that detected the problem are in the FRU list of the serviceable event. Before starting a repair action for this problem verify that utility power, BBU or UPS to the unit was not interrupted at the time the SRC was logged. If there was an interruption to power at about the same time then no service is required and this problem can be closed.

Failing Item:

- DISKPWR
 - DEVBPLN
 - SASEXP
-

293D3002

Explanation: Addressed device backplane failed to respond to selection.

Problem determination: If there are multiple xxxx3002 reference codes logged from the same disk expansion unit at about the same time suspect an input power failure. Verify that input power to the expansion unit power supplies was active at the time of the error. If input power to the expansion unit failed the expansion unit was not able to log a reference code for the input power failure. Restore power to the expansion unit and close the xxxx3002 problems. Otherwise work the xxxx3002 reference codes.

Failing Item:

- SASEXP
 - SASCABL
 - STORIOA
 - DEVBPLN
-

293D3109

Explanation: I/O adapter timed out a device backplane command.

Failing Item:

- SASEXP
 - SASCABL
 - STORIOA
-

- DEVBPLN

293D7614

Explanation: A fatal error occurred on fan 1.

Failing Item:

- DISKFAN

293D7624

Explanation: A fatal error occurred on fan 2.

Failing Item:

- DISKFAN

293D7634

Explanation: A fatal error occurred on fan 3.

Failing Item:

- DISKFAN

(297D) Reference codes

297D1511

Explanation: A non-fatal error occurred on power supply 1.

Failing Item:

- DISKPWR
- DEVBPLN
- SASEXP

297D1515

Explanation: A fatal error occurred on power supply 1.

Problem determination: This SRC can be the result of a loss of utility power, battery back up or UPS power to the I/O storage unit. The unit and power supply that detected the problem are in the FRU list of the serviceable event. Before starting a repair action for this problem verify that utility power, BBU or UPS to the unit was not interrupted at the time the SRC was logged. If there was an interruption to power at about the same time then no service is required and this problem can be closed.

Failing Item:

- DISKPWR
- DEVBPLN
- SASEXP

297D1521

Explanation: A non-fatal error occurred on power supply 2.

293D7644

Explanation: A fatal error occurred on fan 4.

Failing Item:

- DISKFAN

293D8404

Explanation: System log entry only, no service action required.

293DFFF4

Explanation: Device backplane problem.

Failing Item:

- SASEXP
- SASCABL
- STORIOA
- DEVBPLN

Failing Item:

- DISKPWR
- DEVBPLN
- SASEXP

297D1525

Explanation: A fatal error occurred on power supply 2.

Problem determination: This SRC can be the result of a loss of utility power, battery back up or UPS power to the I/O storage unit. The unit and power supply that detected the problem are in the FRU list of the serviceable event. Before starting a repair action for this problem verify that utility power, BBU or UPS to the unit was not interrupted at the time the SRC was logged. If there was an interruption to power at about the same time then no service is required and this problem can be closed.

Failing Item:

- DISKPWR
- DEVBPLN
- SASEXP

297D3002

Explanation: Addressed device backplane failed to respond to selection.

Problem determination: If there are multiple xxxx3002 reference codes logged from the same disk expansion unit at about the same time suspect an input power failure. Verify that input power to the expansion unit power supplies was active at the time of the error. If

297D3109 • 297DFFF4

input power to the expansion unit failed the expansion unit was not able to log a reference code for the input power failure. Restore power to the expansion unit and close the xxxx3002 problems. Otherwise work the xxxx3002 reference codes.

Failing Item:

- SASEXP
- SASCABL
- STORIOA
- DEVBPLN

297DFFF4

Explanation: Device backplane problem.

Failing Item:

- SASEXP
- SASCABL
- STORIOA
- DEVBPLN

297D3109

Explanation: I/O adapter timed out a device backplane command.

Failing Item:

- SASEXP
- SASCABL
- STORIOA
- DEVBPLN

297D7614

Explanation: A fatal error occurred on fan 1.

Failing Item:

- DISKFAN

297D7624

Explanation: A fatal error occurred on fan 2.

Failing Item:

- DISKFAN

297D7634

Explanation: A fatal error occurred on fan 3.

Failing Item:

- DISKFAN

297D7644

Explanation: A fatal error occurred on fan 4.

Failing Item:

- DISKFAN

297D8404

Explanation: System log entry only, no service action required.

(2A39) Reference codes

2A391511

Explanation: A non-fatal error occurred on power supply 1.

Failing Item:

- DISKPWR
 - DEVBPLN
 - SASEXP
-

2A391515

Explanation: A fatal error occurred on power supply 1.

Problem determination: This SRC can be the result of a loss of utility power, battery back up or UPS power to the I/O storage unit. The unit and power supply that detected the problem are in the FRU list of the serviceable event. Before starting a repair action for this problem verify that utility power, BBU or UPS to the unit was not interrupted at the time the SRC was logged. If there was an interruption to power at about the same time then no service is required and this problem can be closed.

Failing Item:

- DISKPWR
 - DEVBPLN
 - SASEXP
-

2A391521

Explanation: A non-fatal error occurred on power supply 2.

Failing Item:

- DISKPWR
 - DEVBPLN
 - SASEXP
-

2A391525

Explanation: A fatal error occurred on power supply 2.

Problem determination: This SRC can be the result of a loss of utility power, battery back up or UPS power to the I/O storage unit. The unit and power supply that detected the problem are in the FRU list of the serviceable event. Before starting a repair action for this problem verify that utility power, BBU or UPS to the unit was not interrupted at the time the SRC was logged. If there was an interruption to power at about the same time then no service is required and this problem can be closed.

Failing Item:

- DISKPWR
-

- DEVBPLN

- SASEXP
-

2A393002

Explanation: Addressed device backplane failed to respond to selection.

Problem determination: If there are multiple xxxx3002 reference codes logged from the same disk expansion unit at about the same time suspect an input power failure. Verify that input power to the expansion unit power supplies was active at the time of the error. If input power to the expansion unit failed the expansion unit was not able to log a reference code for the input power failure. Restore power to the expansion unit and close the xxxx3002 problems. Otherwise work the xxxx3002 reference codes.

Failing Item:

- SASEXP
 - SASCABL
 - STORIOA
 - DEVBPLN
-

2A393109

Explanation: I/O adapter timed out a device backplane command.

Failing Item:

- SASEXP
 - SASCABL
 - STORIOA
 - DEVBPLN
-

2A397614

Explanation: A fatal error occurred on fan 1.

Failing Item:

- DISKFAN
-

2A397624

Explanation: A fatal error occurred on fan 2.

Failing Item:

- DISKFAN
-

2A397634

Explanation: A fatal error occurred on fan 3.

Failing Item:

- DISKFAN
-

2A397644

Explanation: A fatal error occurred on fan 4.

Failing Item:

- DISKFAN

2A398404

Explanation: System log entry only, no service action required.

(2B09) Reference codes

2B093002

Explanation: Addressed device backplane failed to respond to selection.

Problem determination: If there are multiple xxxx3002 reference codes logged from the same disk expansion unit at about the same time suspect an input power failure. Verify that input power to the expansion unit power supplies was active at the time of the error. If input power to the expansion unit failed the expansion unit was not able to log a reference code for the input power failure. Restore power to the expansion unit and close the xxxx3002 problems. Otherwise work the xxxx3002 reference codes.

Failing Item:

- SASEXP
- SASCABL
- STORIOA
- DEVBPLN

2B093109

Explanation: I/O adapter timed out a device backplane command.

(2B0F) Reference codes

2B0F3002

Explanation: Addressed device backplane failed to respond to selection.

Problem determination: If there are multiple xxxx3002 reference codes logged from the same disk expansion unit at about the same time suspect an input power failure. Verify that input power to the expansion unit power supplies was active at the time of the error. If input power to the expansion unit failed the expansion unit was not able to log a reference code for the input power failure. Restore power to the expansion unit and close the xxxx3002 problems. Otherwise work the xxxx3002 reference codes.

Failing Item:

- SASEXP
- SASCABL

2A39FFF4

Explanation: Device backplane problem.

Failing Item:

- SASEXP
- SASCABL
- STORIOA
- DEVBPLN

Failing Item:

- SASEXP
- SASCABL
- STORIOA
- DEVBPLN

2B098404

Explanation: System log entry only, no service action required.

2B09FFF4

Explanation: Device backplane problem.

Failing Item:

- SASEXP
- SASCABL
- STORIOA
- DEVBPLN

- STORIOA
- DEVBPLN

2B0F3109

Explanation: I/O adapter timed out a device backplane command.

Failing Item:

- SASEXP
- SASCABL
- STORIOA
- DEVBPLN

2B0F8404

Explanation: System log entry only, no service action required.

2B0FFFF4

Explanation: Device backplane problem.

(2B4C) Reference codes

2B4C1310

Explanation: The I/O adapter resource not available.

Response: The I/O adapter error log is being filled faster than the errors are being reported to the system. Check other errors reported to the system and correct them.

2B4C3000

Explanation: A permanent failure occurred.

Failing Item:

- STORIOA
- ANYBRDG

2B4C3020

Explanation: Storage subsystem configuration error.

Failing Item:

- SIP4150

2B4C3100

Explanation: Device bus interface error occurred.

Failing Item:

- SIP4150

2B4C3140

Explanation: System log entry only. No service action required.

2B4C3202

Explanation: Storage subsystem configuration error.

Response: The device is not supported in the current configuration. An I/O processor might be required.

Failing Item:

- SVCDOCS

2B4C3400

Explanation: Unknown resource error.

Failing Item:

- SIP4150
- FI02112

Failing Item:

- SASEXP
- SASCABL
- STORIOA
- DEVBPLN

- STORIOA

- SASCABL

2B4C3401

Explanation: Device backplane problem.

Failing Item:

- SASEXP
- DEVBPLN

2B4C3405

Explanation: An error occurred during task initialization for a removable media device. This SRC is logged when an error occurs and the removable media device driver cannot determine the device type or model.

Response: Perform the following:

- Check the Product Activity Log for other entries that indicate interface problems and work those problems.
- Check the device firmware level and apply the latest PTFs.
- Check for LIC logs with major code 2E00. Contact your next level of support with the information you have gathered.

Problem determination: IPL the IOP to retry the device identification process. If the error persists then contact your service provider.

Failing Item:

- PTFSRCH

2B4C34FF

Explanation: Format in progress.

Response: No action required. This reference code is logged for information only.

2B4C3601

Explanation: System log entry only. No service action required.

2B4C4010

Explanation: Configuration error.

2B4C4020 • 2B4C4160

Response: Incorrect connection between cascaded enclosures.

Failing Item:

- SIP3142
-

2B4C4020

Explanation: Configuration error.

Response: Number of connections exceed I/O adapter design limits.

Failing Item:

- SIP3143
-

2B4C4030

Explanation: Configuration error.

Response: Incorrect multipath connection.

Failing Item:

- SIP4144
-

2B4C4040

Explanation: Configuration error.

Response: Incomplete multipath connection between I/O adapter and enclosure.

Failing Item:

- SIP4144
-

2B4C4041

Explanation: Incomplete multipath connection.

Response: Incomplete multipath connection between device backplane and device.

Failing Item:

- SIP3146
-

2B4C4050

Explanation: Enclosure does not support required multipath function.

Failing Item:

- SIP3148
-

2B4C4060

Explanation: Multipath redundancy level reduced.

Response: A redundant disk unit connection has failed.

Failing Item:

- SIP4153
 - SASCABL
 - SASEXP
-

2B4C4061

Explanation: Multipath redundancy level increased.

Response: A redundant disk unit connection has been restored. No service action is required.

2B4C4070

Explanation: System log entry only. No service action required.

2B4C4100

Explanation: Device bus fabric error.

Failing Item:

- SIP4152
 - SASCABL
 - SASEXP
 - DEVBPLN
 - STORIOA
 - FI01105
-

2B4C4101

Explanation: Temporary device bus fabric error.

Failing Item:

- SIP4152
-

2B4C4110

Explanation: Unsupported enclosure function detected.

Failing Item:

- SIP3145
-

2B4C4150

Explanation: I/O adapter detected PCI bus error.

Response: If this event appears in a serviceable event view, work with the failing item list found there. If this event does not appear in a serviceable event view, no service action is required.

Failing Item:

- BACKPLN
 - STORIOA
-

2B4C4160

Explanation: I/O adapter detected and recovered a PCI bus error.

Response: If this event appears in a serviceable event view, work with the failing item list found there. If this event does not appear in a serviceable event view, no service action is required.

Failing Item:

- BACKPLN
- STORIOA

2B4C70DD

Explanation: Disrupt device command completed successfully.

2B4C8008

Explanation: A permanent failure has occurred in the cache battery pack or capacitive cache power card.

Response: Under a certain configuration, this SRC may not represent an error that requires a service action. Depending on the configuration of the system, the Storage IOA may have been altered and/or the Storage IOA Cache may have been disabled to allow attachment of OEM Storage that emulates a Load Source drive. If this is the case, this error will be posted each time the IOA is IPLed and it can be ignored.

Failing Item:

- CACHBAT
- STORIOA
- FEATCRD

2B4C8009

Explanation: Impending failure in the cache battery pack or capacitive cache power card.

Failing Item:

- CACHBAT

2B4C8100

Explanation: Licensed Internal Code error.

Failing Item:

- PTFSRCH
- STORIOA

2B4C8130

Explanation: IOA detected recoverable device bus error.

Response: If this event appears in a serviceable event view, work with the failing item list found there. If this event does not appear in a serviceable event view, no service action is required.

Failing Item:

- SIP4150

2B4C8140

Explanation: IOA detected recoverable device bus error.

Response: If this event appears in a serviceable event view, work with the failing item list found there. If this event does not appear in a serviceable event view, no service action is required.

Failing Item:

- SIP4150

2B4C8141

Explanation: IOA detected recoverable device error.

Response: No action is required. This reference code is logged for information only.

2B4C8145

Explanation: Disk device detected recoverable error.

Response: This error is logged against the storage controller resource. Contact your next level of support to determine the part number and location code of the device.

Failing Item:

- NEXTLVL

2B4C8146

Explanation: Disk device detected recoverable error.

Failing Item:

- FI01105

2B4C8150

Explanation: A permanent failure occurred.

Response: Under a certain configuration, this SRC may not represent an error that requires a service action. Depending on the configuration of the system, the Storage IOA may have been altered and/or the Storage IOA Cache may have been disabled to allow attachment of OEM Storage that emulates a Load Source drive. If this is the case, this error will be posted each time the IOA is IPLed and it can be ignored.

Failing Item:

- STORIOA
- ANYBRDG

2B4C8151

Explanation: Licensed Internal Code error.

Failing Item:

- PTFSRCH
- STORIOA

2B4C8155

Explanation: A permanent failure occurred.

Failing Item:

- PTFSRCH
- STORIOA

2B4C8156

Explanation: A permanent failure occurred.

Failing Item:

- PTFSRCH
- STORIOA

2B4C8157

Explanation: I/O adapter card error. The actions and Failing Item list in the Service Action Log will vary based on the conditions this event was logged for.

Response: The FRU list in the Service Action Log will vary based on the conditions this event was logged for. Perform the following:

1. Display the Service Action Log entry for this SRC.
2. If the Failing Item indicates SVCDOCS, then continue with this step. Otherwise go to the next step. Do NOT replace the I/O adapter. This is a recoverable error.
 - LIC will automatically re-IPL the virtual I/O processor associated with the adapter. Other resources attached to the virtual I/O processor may need to be Varied On.
 - If the virtual I/O processor or adapter are not operational then use Hardware Service Manager to manually re-IPL the virtual I/O processor and Vary On attached resources.
 - If manually reIPL-ing the virtual I/O processor fails then contact your next level of support. This ends the procedure.
3. If the Failing Item indicates an I/O adapter, then replace the I/O adapter. Check the list below to determine if the adapter type you are replacing has multiple physical parts.

Problem determination: Perform the following:

1. Display the Service Action Log entry for this SRC.
2. If the Failing Item indicates SVCDOCS, then continue with this step. Otherwise go to the next step. Do NOT replace the I/O adapter. This is a recoverable error.
 - LIC will automatically re-IPL the virtual I/O processor associated with the adapter. Other resources attached to the virtual I/O processor may need to be Varied On.
 - If the virtual I/O processor or adapter are not operational then use Hardware Service Manager

to manually re-IPL the virtual I/O processor and Vary On attached resources.

- If manually reIPL-ing the virtual I/O processor fails then contact your next level of support. This ends the procedure.
3. If the Failing Item indicates an I/O adapter, then contact your next level of support to replace the I/O adapter.

Failing Item:

- SVCDOCS
- STORIOA

2B4C8300

Explanation: IOA hardware error or PCI bus error.

Problem determination: Perform the following:

1. Examine the location code of the adapter to determine if the adapter is in the system unit or an expansion unit. If the adapter is in an expansion unit, continue with the next step. Otherwise this ends the procedure.
2. If multiple storage adapters in the same expansion unit logged reference code xxxx8300 as a serviceable event at about the same time, continue with the next step. Otherwise this ends the procedure.
3. Suspect a problem with the connection to the enclosure. The problem may have been temporary while working on the unit or while working on the connection or cable(s) to the unit. If the adapter problems were created while working on the unit or working on the connection to the unit, go to step 5.
4. Search for problems logged at about the same time and call out the FRUs that connect the expansion unit to the system unit including the cable(s). Work those problems first, then return to the next step in this procedure.
5. Use Hardware Service Manager (HSM) to verify that the adapters have returned to operational status. Close reference code xxxx8300 problems for adapters that have returned to operational status. Expansion units attached to system units using Light Path service indicators may have activated the FRU fault indicators for those adapters. Use the Service Action Log (SAL) to turn off the FRU fault indicators for adapters that have returned to operational status.
6. Work reference code xxxx8300 problems for any adapters that have not returned to operational status. This ends the procedure.

Failing Item:

- STORIOA
 - ANYBRDG
 - PTFSRCH
-

2B4C8301

Explanation: Not valid condition in Licensed Internal Code.

Failing Item:

- PTFSRCH
 - STORIOA
-

2B4C8302

Explanation: Missing Licensed Internal Code.

Response: Ensure that the code necessary to support this I/O adapter is loaded.

Failing Item:

- SVCDOCS
 - STORIOA
-

2B4C8400

Explanation: Licensed Internal Code error.

Failing Item:

- PTFSRCH
-

2B4C8404

Explanation: System log entry only. No service action required.

2B4C9000

Explanation: Device error.

Failing Item:

- FI01105
 - STORIOA
-

2B4C9001

Explanation: Device configuration error.

Failing Item:

- NEXTLVL
-

2B4C9002

Explanation: Device error.

Failing Item:

- NEXTLVL
-

2B4C9008

Explanation: I/O card does not support functions expected by devices.

Failing Item:

- SIP3130

2B4C9010

Explanation: Cache data associated with attached devices cannot be found.

Failing Item:

- SIP3120
-

2B4C9011

Explanation: Cache data belongs to devices other than those attached.

Failing Item:

- NEXTLVL
-

2B4C9020

Explanation: Two or more disk units missing from RAID-5 or RAID-6 array.

Failing Item:

- SIP3111
-

2B4C9021

Explanation: Two or more disk units missing from RAID-5 or RAID-6 array.

Failing Item:

- SIP3111
-

2B4C9022

Explanation: Two or more disk units missing from RAID-5 or RAID-6 array.

Failing Item:

- SIP3111
-

2B4C9023

Explanation: One or more array members not in required physical locations.

Failing Item:

- SIP3112
-

2B4C9024

Explanation: Array member physical location conflicts with another array.

Failing Item:

- NEXTLVL
-

2B4C9025

Explanation: Incompatible device.

Response: An incompatible device is at the physical

2B4C9026 • 2B4C9050

location of the device which is causing the array to be exposed.

Failing Item:

- SIP3110
 - FI02112
-

2B4C9026

Explanation: Disk unit not found at required physical location.

Response: A previously exposed disk unit in an array was not found at the required physical location.

Failing Item:

- NEXTLVL
-

2B4C9027

Explanation: Array not functional due to parity out of synchronization.

Response: Array is or would become exposed and parity data is out of synchronization.

Failing Item:

- SIP3113
-

2B4C9028

Explanation: Maximum number of functional arrays has been exceeded.

Response: Reduce the number of arrays on this I/O adapter. Either move all the devices in an array to another I/O adapter that supports arrays, or stop an array on this I/O adapter.

Failing Item:

- SVCDOCS
-

2B4C9029

Explanation: Maximum number of functional array members has been exceeded.

Response: Contact your next level of support.

Failing Item:

- NEXTLVL
-

2B4C9030

Explanation: Array no longer protected due to missing or failed disk unit.

Failing Item:

- SIP3110
 - FI02112
-

2B4C9031

Explanation: Automatic rebuild initiated for array.

Response: Either a previous rebuild was interrupted and was automatically restarted, or a hot spare disk unit was used to automatically rebuild the array. Look for other reference codes and take action on them.

2B4C9032

Explanation: A disk unit in an array is missing or failed.

Response: The array is still protected, but the disk unit should be replaced.

Failing Item:

- SIP3110
 - FI02112
-

2B4C9040

Explanation: Re-synchronization of array parity was initiated.

Response: No action required.

2B4C9041

Explanation: Background array parity check detected and corrected errors.

Response: Call your next level of support to report the problem.

Failing Item:

- NEXTLVL
-

2B4C9042

Explanation: Background parity check corrected errors on disk unit.

Response: Call your next level of support to report the problem.

Failing Item:

- NEXTLVL
-

2B4C9050

Explanation: Required cache data not found for one or more disk units.

Failing Item:

- SIP3131
-

2B4C9051

Explanation: Cache data exists for one or more missing or failed devices.

Failing Item:

- SIP3132
-

2B4C9052

Explanation: Cache data exists for one or more modified devices.

Response: Contact your next level of support.

Failing Item:

- NEXTLVL
-

2B4C9054

Explanation: IOA resources not available due to previous problems.

Failing Item:

- SIP3121
-

2B4C9055

Explanation: Write cache data is available for attached storage IOA.

Response: No service action required.

2B4C9070

Explanation: System log entry only. No service action required.

2B4C9071

Explanation: Link from IOA to auxiliary or remote IOA is operational.

Response: No service action required.

2B4C9072

Explanation: Link from IOA to auxiliary or remote IOA is non-operational.

Response: No service action required.

2B4C9073

Explanation: Multiple I/O adapters connected in a not valid configuration.

Failing Item:

- SIP4140
-

2B4C9074

Explanation: Multiple I/O adapters connected in a not valid configuration.

Response: Multiple I/O adapters not capable of similar functions or controlling the same set of devices.

Failing Item:

- SIP4141
-

2B4C9075

Explanation: Incomplete multipath connection between IOA and remote IOA.

Failing Item:

- SIP4149
-

2B4C9076

Explanation: Missing auxiliary IOA or remote IOA.

Failing Item:

- SIP4147
-

2B4C9081

Explanation: Device error.

Failing Item:

- FI01105
 - STORIOA
-

2B4C9082

Explanation: Device error.

Failing Item:

- FI01105
 - STORIOA
-

2B4C9083

Explanation: System log entry only. No service action required.

2B4C9084

Explanation: System log entry only. No service action required.

2B4C9090

Explanation: Disk unit has been modified after the last known status.

Response: Use Hardware Service Manager to re-IPL the virtual I/O processor that is associated with this I/O adapter. Other resources attached to the virtual I/O processor may then need to be Varied On.

2B4C9091 • 2B57B9B0

If any reference codes are surfaced, use the new reference code to resolve the problem.

If you cannot resolve the problem, contact your next level of support.

Failing Item:

- SVCDOCS
-

2B4C9091

Explanation: Incorrect hardware configuration change detected.

Response: Use Hardware Service Manager to re-IPL the virtual I/O processor that is associated with this I/O adapter. Other resources attached to the virtual I/O processor may then need to be Varied On.

If any reference codes are surfaced, use the new reference code to resolve the problem.

If you cannot resolve the problem, contact your next level of support.

Failing Item:

- SVCDOCS
-

2B4C9092

Explanation: Disk unit requires initialization before use.

Failing Item:

- SIP3134
-

2B4C9500

(2B56) Reference codes

2B56A001

Explanation: I/O adapter Licensed Internal Code error detected.

Failing Item:

- AJDG301
-

2B56B9B0

(2B57) Reference codes

2B57A001

Explanation: I/O adapter Licensed Internal Code error detected.

Failing Item:

- AJDG301
-

2B57B9B0

Explanation: Internal program error in driver code.

Failing Item:

- PTFSRCH
-

2B4C9903

Explanation: Tape device information was logged. Informational event, no service required.

2B4CC000

Explanation: System log entry only. No service action required.

Response: No action is required. This reference code is logged for information only.

2B4CC402

Explanation: Licensed Internal Code error.

Response: Ask your next level of support for assistance.

Failing Item:

- PTFSRCH
-

2B4CFF3D

Explanation: I/O adapter detected a recoverable error.

Failing Item:

- STORIOA
 - ANYBRDG
-

Explanation: I/O adapter hardware error detected.

Failing Item:

- IOA
 - AJDG301
-

Explanation: I/O adapter hardware error detected.

Failing Item:

- IOA
 - AJDG301
-

(2B5A) Reference codes

2B5A3002

Explanation: Addressed device backplane failed to respond to selection.

Problem determination: If there are multiple xxxx3002 reference codes logged from the same disk expansion unit at about the same time suspect an input power failure. Verify that input power to the expansion unit power supplies was active at the time of the error. If input power to the expansion unit failed the expansion unit was not able to log a reference code for the input power failure. Restore power to the expansion unit and close the xxxx3002 problems. Otherwise work the xxxx3002 reference codes.

Failing Item:

- SASEXP
- SASCABL
- STORIOA
- DEVBPLN

Failing Item:

- SASEXP
- SASCABL
- STORIOA
- DEVBPLN

2B5A8404

Explanation: System log entry only, no service action required.

2B5AFFF4

Explanation: Device backplane problem.

Failing Item:

- SASEXP
- SASCABL
- STORIOA
- DEVBPLN

2B5A3109

Explanation: I/O adapter timed out a device backplane command.

(2B6C) Reference codes

2B6CB904

Explanation: I/O Adapter Licensed Internal Code failed.

Failing Item:

- AJDGP01
- FI00719

- FI00718
- AJDGP01
- MA_BRDG

2B6CB941

Explanation: One half of I/O adapter failed.

Failing Item:

- FI00719
- FI00718
- AJDGP01

2B6CB934

Explanation: Incompatible hardware detected.

Failing Item:

- FI00719
- FI00718

2B6CB942

Explanation: One half of I/O adapter failed.

Failing Item:

- FI00719
- FI00718
- AJDGP01

2B6CB940

Explanation: I/O adapter hardware error detected.

Failing Item:

- FI00719

(2B74) Reference codes

2B74A001

Explanation: I/O adapter Licensed Internal Code error detected.

Failing Item:

- AJDG301

2B74B9B0

Explanation: I/O adapter hardware error detected.

Failing Item:

- IOA
- AJDG301

(2B93) Reference codes

2B933020

Explanation: Configuration error on port 0.

Response: Too many devices have been configured on port 0. Change the configuration.

Failing Item:

- SVCDOCS

Failing Item:

- FCPORT
- FCIOA
- FCDEV
- OPT_CLN

2B933021

Explanation: Configuration error on port 1.

Response: Too many devices have been configured on port 1. Change the configuration.

Failing Item:

- SVCDOCS

2B933121

Explanation: An open port was detected on port 1.

Problem determination: Perform the following steps:

1. Check for a missing cable or wrap connector.
2. This error can occur when a shared device is being moved from one LPAR to another LPAR and the port was left open.
3. This error can occur if there is a port or link failure. If you have eliminated the above possibilities contact your next level of support.

Failing Item:

- FCPORT
- FCIOA
- FCDEV
- OPT_CLN

2B933100

Explanation: Interface error on port 0.

Failing Item:

- FCINTF
- ANYFC
- FCIOA
- OPT_CLN

2B933140

Explanation: Port 0 is now operational.

Response: This reference code and the 3120 reference code that occurred before it require no service action, since the port is now operational.

2B933101

Explanation: Interface error on port 1.

Failing Item:

- FCINTF
- ANYFC
- FCIOA
- OPT_CLN

2B933141

Explanation: Port 1 is now operational.

Response: This reference code and the 3121 reference code that occurred before it require no service action, since the port is now operational.

2B933120

Explanation: An open port was detected on port 0.

Problem determination: Perform the following steps:

1. Check for a missing cable or wrap connector.
2. This error can occur when a shared device is being moved from one LPAR to another LPAR and the port was left open.
3. This error can occur if there is a port or link failure. If you have eliminated the above possibilities contact your next level of support.

2B933400

Explanation: Device error.

Failing Item:

- FCDEV
- FCINTF
- ANYFC
- FCIOA
- OPT_CLN

2B933405

Explanation: An error occurred during task initialization for a removable media device. This SRC is logged when an error occurs and the removable media device driver cannot determine the device type or model.

Response: Perform the following:

- Check the Product Activity Log for other entries that indicate interface problems and work those problems.
- Check the device firmware level and apply the latest PTFs.
- Check for LIC logs with major code 2E00. Contact your next level of support with the information you have gathered.

Problem determination: IPL the IOP to retry the device identification process. If the error persists then contact your service provider.

Failing Item:

- PTFSRCH
-

2B9334FF

Explanation: Format in progress.

Response: The device indicated that a format is in progress. When the format is complete, the device should be usable. No action is required. This reference code is logged for information only.

2B934150

Explanation: I/O adapter detected PCI bus error.

Response: If this event appears in a serviceable event view, work with the failing item list found there. If this event does not appear in a serviceable event view, no service action is required.

Failing Item:

- BACKPLN
 - FCIOA
-

2B938100

Explanation: Licensed Internal Code error.

Failing Item:

- PTFSRCH
 - FCIOA
-

2B938130

Explanation: Recovered Fibre Channel interface error on port 0.

Response: No action required. This reference code is logged for information only.

2B938131

Explanation: Recovered Fibre Channel interface error on port 1.

Response: No action required. This reference code is logged for information only.

2B938150

Explanation: A permanent I/O adapter failure occurred.

Failing Item:

- FCIOA
 - ANYBRDG
 - OPT_CLN
-

2B938151

Explanation: Licensed Internal Code error.

Failing Item:

- PTFSRCH
 - FCIOA
-

2B938300

Explanation: IOA hardware error or PCI bus error.

Failing Item:

- FCIOA
 - ANYBRDG
 - PTFSRCH
 - OPT_CLN
-

2B938301

Explanation: Not valid condition in Licensed Internal Code.

Failing Item:

- PTFSRCH
 - FCIOA
 - OPT_CLN
-

2B938302

Explanation: Missing Licensed Internal Code.

Response: Ensure that the code necessary to support this I/O adapter is loaded.

Failing Item:

- SVCDOCS
 - FCIOA
 - OPT_CLN
-

2B939500

Explanation: Internal program error in driver code.

Failing Item:

- PTFSRCH

2B939903

Explanation: Tape device information was logged. Informational event, no service required.

2B93A001

Explanation: I/O adapter Licensed Internal Code error detected.

Failing Item:

- AJDG301

2B93B000

Explanation: System log entry only, no service action required.

Response: No action is required. This reference code is logged for information only.

2B93B402

(2B9B) Reference codes

2B9B3020

Explanation: Configuration error on port 0.

Response: Too many devices have been configured on port 0. Change the configuration.

Failing Item:

- SVCDOCS

2B9B3021

Explanation: Configuration error on port 1.

Response: Too many devices have been configured on port 1. Change the configuration.

Failing Item:

- SVCDOCS

2B9B3100

Explanation: Interface error on port 0.

Failing Item:

- FCINTF
- ANYFC
- FCIOA
- OPT_CLN

Explanation: Licensed Internal Code error.

Failing Item:

- PTFSRCH

2B93B9B0

Explanation: I/O adapter hardware error detected.

Failing Item:

- IOA
- AJDG301

2B93C000

Explanation: System log entry only, no service action required.

Response: No action is required. This reference code is logged for information only.

2B93C402

Explanation: Licensed Internal Code error.

Failing Item:

- PTFSRCH

2B9B3101

Explanation: Interface error on port 1.

Failing Item:

- FCINTF
- ANYFC
- FCIOA
- OPT_CLN

2B9B3120

Explanation: An open port was detected on port 0.

Problem determination: Perform the following steps:

1. Check for a missing cable or wrap connector.
2. This error can occur when a shared device is being moved from one LPAR to another LPAR and the port was left open.
3. This error can occur if there is a port or link failure. If you have eliminated the above possibilities contact your next level of support.

Failing Item:

- FCPORT
- FCIOA
- FCDEV

- OPT_CLN

2B9B3121

Explanation: An open port was detected on port 1.

Problem determination: Perform the following steps:

1. Check for a missing cable or wrap connector.
2. This error can occur when a shared device is being moved from one LPAR to another LPAR and the port was left open.
3. This error can occur if there is a port or link failure. If you have eliminated the above possibilities contact your next level of support.

Failing Item:

- FCPORT
- FCIOA
- FCDEV
- OPT_CLN

2B9B3140

Explanation: Port 0 is now operational.

Response: This reference code and the 3120 reference code that occurred before it require no service action, since the port is now operational.

2B9B3141

Explanation: Port 1 is now operational.

Response: This reference code and the 3121 reference code that occurred before it require no service action, since the port is now operational.

2B9B3400

Explanation: Device error.

Failing Item:

- FCDEV
- FCINTF
- ANYFC
- FCIOA
- OPT_CLN

2B9B3405

Explanation: An error occurred during task initialization for a removable media device. This SRC is logged when an error occurs and the removable media device driver cannot determine the device type or model.

Response: Perform the following:

- Check the Product Activity Log for other entries that indicate interface problems and work those problems.

- Check the device firmware level and apply the latest PTFs.
- Check for LIC logs with major code 2E00. Contact your next level of support with the information you have gathered.

Problem determination: IPL the IOP to retry the device identification process. If the error persists then contact your service provider.

Failing Item:

- PTFSRCH

2B9B34FF

Explanation: Format in progress.

Response: The device indicated that a format is in progress. When the format is complete, the device should be usable. No action is required. This reference code is logged for information only.

2B9B4150

Explanation: I/O adapter detected PCI bus error.

Response: If this event appears in a serviceable event view, work with the failing item list found there. If this event does not appear in a serviceable event view, no service action is required.

Failing Item:

- BACKPLN
- FCIOA

2B9B8100

Explanation: Licensed Internal Code error.

Failing Item:

- PTFSRCH
- FCIOA

2B9B8130

Explanation: Recovered Fibre Channel interface error on port 0.

Response: No action required. This reference code is logged for information only.

2B9B8131

Explanation: Recovered Fibre Channel interface error on port 1.

Response: No action required. This reference code is logged for information only.

2B9B8150

Explanation: A permanent I/O adapter failure occurred.

Failing Item:

- FCIOA
- ANYBRDG
- OPT_CLN

2B9B8151

Explanation: Licensed Internal Code error.

Failing Item:

- PTFSRCH
- FCIOA

2B9B8300

Explanation: IOA hardware error or PCI bus error.

Failing Item:

- FCIOA
- ANYBRDG
- PTFSRCH
- OPT_CLN

2B9B8301

Explanation: Not valid condition in Licensed Internal Code.

Failing Item:

- PTFSRCH
- FCIOA
- OPT_CLN

2B9B8302

Explanation: Missing Licensed Internal Code.

Response: Ensure that the code necessary to support this I/O adapter is loaded.

Failing Item:

- SVCDOCS
- FCIOA
- OPT_CLN

2B9B9500

Explanation: Internal program error in driver code.

Failing Item:

- PTFSRCH

2B9B9903

Explanation: Tape device information was logged. Informational event, no service required.

2B9BB000

Explanation: System log entry only, no service action required.

Response: No action is required. This reference code is logged for information only.

2B9BB402

Explanation: Licensed Internal Code error.

Failing Item:

- PTFSRCH

2B9BC000

Explanation: System log entry only, no service action required.

Response: No action is required. This reference code is logged for information only.

2B9BC402

Explanation: Licensed Internal Code error.

Failing Item:

- PTFSRCH

(2BBE) Reference codes

2BBE1511

Explanation: A non-fatal error occurred on power supply 1.

Failing Item:

- DISKPWR
 - DEVBPLN
 - SASEXP
-

2BBE1515

Explanation: A fatal error occurred on power supply 1.

Problem determination: This SRC can be the result of a loss of utility power, battery back up or UPS power to the I/O storage unit. The unit and power supply that detected the problem are in the FRU list of the serviceable event. Before starting a repair action for this problem verify that utility power, BBU or UPS to the unit was not interrupted at the time the SRC was logged. If there was an interruption to power at about the same time then no service is required and this problem can be closed.

Failing Item:

- DISKPWR
 - DEVBPLN
 - SASEXP
-

2BBE1521

Explanation: A non-fatal error occurred on power supply 2.

Failing Item:

- DISKPWR
 - DEVBPLN
 - SASEXP
-

2BBE1525

Explanation: A fatal error occurred on power supply 2.

Problem determination: This SRC can be the result of a loss of utility power, battery back up or UPS power to the I/O storage unit. The unit and power supply that detected the problem are in the FRU list of the serviceable event. Before starting a repair action for this problem verify that utility power, BBU or UPS to the unit was not interrupted at the time the SRC was logged. If there was an interruption to power at about the same time then no service is required and this problem can be closed.

Failing Item:

- DISKPWR
-

- DEVBPLN

- SASEXP
-

2BBE3002

Explanation: Addressed device backplane failed to respond to selection.

Problem determination: If there are multiple xxxx3002 reference codes logged from the same disk expansion unit at about the same time suspect an input power failure. Verify that input power to the expansion unit power supplies was active at the time of the error. If input power to the expansion unit failed the expansion unit was not able to log a reference code for the input power failure. Restore power to the expansion unit and close the xxxx3002 problems. Otherwise work the xxxx3002 reference codes.

Failing Item:

- SASEXP
 - SASCABL
 - STORIOA
 - DEVBPLN
-

2BBE3109

Explanation: I/O adapter timed out a device backplane command.

Failing Item:

- SASEXP
 - SASCABL
 - STORIOA
 - DEVBPLN
-

2BBE7614

Explanation: A fatal error occurred on fan 1.

Failing Item:

- DISKFAN
-

2BBE7624

Explanation: A fatal error occurred on fan 2.

Failing Item:

- DISKFAN
-

2BBE7634

Explanation: A fatal error occurred on fan 3.

Failing Item:

- DISKFAN
-

2BBE7644

Explanation: A fatal error occurred on fan 4.

Failing Item:

- DISKFAN

2BBE8404

Explanation: System log entry only, no service action required.

(2BD6) Reference codes

2BD61511

Explanation: A non-fatal error occurred on power supply 1.

Failing Item:

- DISKPWR
- DEVBPLN
- SASEXP

2BD61515

Explanation: A fatal error occurred on power supply 1.

Problem determination: This SRC can be the result of a loss of utility power, battery back up or UPS power to the I/O storage unit. The unit and power supply that detected the problem are in the FRU list of the serviceable event. Before starting a repair action for this problem verify that utility power, BBU or UPS to the unit was not interrupted at the time the SRC was logged. If there was an interruption to power at about the same time then no service is required and this problem can be closed.

Failing Item:

- DISKPWR
- DEVBPLN
- SASEXP

2BD61521

Explanation: A non-fatal error occurred on power supply 2.

Failing Item:

- DISKPWR
- DEVBPLN
- SASEXP

2BD61525

Explanation: A fatal error occurred on power supply 2.

Problem determination: This SRC can be the result of

2BBEFFF4

Explanation: Device backplane problem.

Failing Item:

- SASEXP
- SASCABL
- STORIOA
- DEVBPLN

a loss of utility power, battery back up or UPS power to the I/O storage unit. The unit and power supply that detected the problem are in the FRU list of the serviceable event. Before starting a repair action for this problem verify that utility power, BBU or UPS to the unit was not interrupted at the time the SRC was logged. If there was an interruption to power at about the same time then no service is required and this problem can be closed.

Failing Item:

- DISKPWR
- DEVBPLN
- SASEXP

2BD63002

Explanation: Addressed device backplane failed to respond to selection.

Problem determination: If there are multiple xxxx3002 reference codes logged from the same disk expansion unit at about the same time suspect an input power failure. Verify that input power to the expansion unit power supplies was active at the time of the error. If input power to the expansion unit failed the expansion unit was not able to log a reference code for the input power failure. Restore power to the expansion unit and close the xxxx3002 problems. Otherwise work the xxxx3002 reference codes.

Failing Item:

- SASEXP
- SASCABL
- STORIOA
- DEVBPLN

2BD63109

Explanation: I/O adapter timed out a device backplane command.

Failing Item:

- SASEXP
- SASCABL
- STORIOA

- DEVBPLN

2BD67614

Explanation: A fatal error occurred on fan 1.

Failing Item:

- DISKFAN

2BD67624

Explanation: A fatal error occurred on fan 2.

Failing Item:

- DISKFAN

2BD67634

Explanation: A fatal error occurred on fan 3.

Failing Item:

- DISKFAN

(2BD8) Reference codes

2BD81511

Explanation: A non-fatal error occurred on power supply 1.

Failing Item:

- DISKPWR
- DEVBPLN
- SASEXP

2BD81515

Explanation: A fatal error occurred on power supply 1.

Problem determination: This SRC can be the result of a loss of utility power, battery back up or UPS power to the I/O storage unit. The unit and power supply that detected the problem are in the FRU list of the serviceable event. Before starting a repair action for this problem verify that utility power, BBU or UPS to the unit was not interrupted at the time the SRC was logged. If there was an interruption to power at about the same time then no service is required and this problem can be closed.

Failing Item:

- DISKPWR
- DEVBPLN
- SASEXP

2BD81521

Explanation: A non-fatal error occurred on power supply 2.

2BD67644

Explanation: A fatal error occurred on fan 4.

Failing Item:

- DISKFAN

2BD68404

Explanation: System log entry only, no service action required.

2BD6FFF4

Explanation: Device backplane problem.

Failing Item:

- SASEXP
- SASCABL
- STORIOA
- DEVBPLN

Failing Item:

- DISKPWR
- DEVBPLN
- SASEXP

2BD81525

Explanation: A fatal error occurred on power supply 2.

Problem determination: This SRC can be the result of a loss of utility power, battery back up or UPS power to the I/O storage unit. The unit and power supply that detected the problem are in the FRU list of the serviceable event. Before starting a repair action for this problem verify that utility power, BBU or UPS to the unit was not interrupted at the time the SRC was logged. If there was an interruption to power at about the same time then no service is required and this problem can be closed.

Failing Item:

- DISKPWR
- DEVBPLN
- SASEXP

2BD83002

Explanation: Addressed device backplane failed to respond to selection.

Problem determination: If there are multiple xxxx3002 reference codes logged from the same disk expansion unit at about the same time suspect an input power failure. Verify that input power to the expansion unit power supplies was active at the time of the error. If

2BD83109 • 2BD8FFF4

input power to the expansion unit failed the expansion unit was not able to log a reference code for the input power failure. Restore power to the expansion unit and close the xxxx3002 problems. Otherwise work the xxxx3002 reference codes.

Failing Item:

- SASEXP
- SASCABL
- STORIOA
- DEVBPLN

2BD83109

Explanation: I/O adapter timed out a device backplane command.

Failing Item:

- SASEXP
- SASCABL
- STORIOA
- DEVBPLN

2BD87614

Explanation: A fatal error occurred on fan 1.

Failing Item:

- DISKFAN

2BD87624

Explanation: A fatal error occurred on fan 2.

Failing Item:

- DISKFAN

2BD87634

Explanation: A fatal error occurred on fan 3.

Failing Item:

- DISKFAN

2BD87644

Explanation: A fatal error occurred on fan 4.

Failing Item:

- DISKFAN

2BD88404

Explanation: System log entry only, no service action required.

2BD8FFF4

Explanation: Device backplane problem.

Failing Item:

- SASEXP
- SASCABL
- STORIOA
- DEVBPLN

(2BD9) Reference codes

2BD91310

Explanation: The I/O adapter resource not available.

Response: The I/O adapter error log is being filled faster than the errors are being reported to the system. Check other errors reported to the system and correct them.

2BD93000

Explanation: A permanent failure occurred.

Failing Item:

- STORIOA
 - ANYBRDG
-

2BD93020

Explanation: Storage subsystem configuration error.

Failing Item:

- SIP4150
-

2BD93100

Explanation: Device bus interface error occurred.

Failing Item:

- SIP4150
-

2BD93140

Explanation: System log entry only. No service action required.

2BD93202

Explanation: Storage subsystem configuration error.

Response: The device is not supported in the current configuration. An I/O processor might be required.

Failing Item:

- SVCDOCS
-

2BD93400

Explanation: Unknown resource error.

Failing Item:

- SIP4150
 - FI02112
 - STORIOA
 - SASCABL
-

2BD93401

Explanation: Device backplane problem.

Failing Item:

- SASEXP
 - DEVBPLN
-

2BD93405

Explanation: An error occurred during task initialization for a removable media device. This SRC is logged when an error occurs and the removable media device driver cannot determine the device type or model.

Response: Perform the following:

- Check the Product Activity Log for other entries that indicate interface problems and work those problems.
- Check the device firmware level and apply the latest PTFs.
- Check for LIC logs with major code 2E00. Contact your next level of support with the information you have gathered.

Problem determination: IPL the IOP to retry the device identification process. If the error persists then contact your service provider.

Failing Item:

- PTFSRCH
-

2BD934FF

Explanation: Format in progress.

Response: No action required. This reference code is logged for information only.

2BD93601

Explanation: System log entry only. No service action required.

2BD94010

Explanation: Configuration error.

Response: Incorrect connection between cascaded enclosures.

Failing Item:

- SIP3142
-

2BD94020

Explanation: Configuration error.

2BD94030 • 2BD94160

Response: Number of connections exceed I/O adapter design limits.

Failing Item:

- SIP3143

2BD94030

Explanation: Configuration error.

Response: Incorrect multipath connection.

Failing Item:

- SIP4144

2BD94040

Explanation: Configuration error.

Response: Incomplete multipath connection between I/O adapter and enclosure.

Failing Item:

- SIP4144

2BD94041

Explanation: Incomplete multipath connection.

Response: Incomplete multipath connection between device backplane and device.

Failing Item:

- SIP3146

2BD94050

Explanation: Enclosure does not support required multipath function.

Failing Item:

- SIP3148

2BD94060

Explanation: Multipath redundancy level reduced.

Response: A redundant disk unit connection has failed.

Failing Item:

- SIP4153
- SASCABL
- SASEXP

2BD94061

Explanation: Multipath redundancy level increased.

Response: A redundant disk unit connection has been restored. No service action is required.

2BD94070

Explanation: System log entry only. No service action required.

2BD94100

Explanation: Device bus fabric error.

Failing Item:

- SIP4152
- SASCABL
- SASEXP
- DEVBPLN
- STORIOA
- FI01105

2BD94101

Explanation: Temporary device bus fabric error.

Failing Item:

- SIP4152

2BD94110

Explanation: Unsupported enclosure function detected.

Failing Item:

- SIP3145

2BD94150

Explanation: I/O adapter detected PCI bus error.

Response: If this event appears in a serviceable event view, work with the failing item list found there. If this event does not appear in a serviceable event view, no service action is required.

Failing Item:

- BACKPLN
- STORIOA

2BD94160

Explanation: I/O adapter detected and recovered a PCI bus error.

Response: If this event appears in a serviceable event view, work with the failing item list found there. If this event does not appear in a serviceable event view, no service action is required.

Failing Item:

- BACKPLN
- STORIOA

2BD970DD

Explanation: Disrupt device command completed successfully.

2BD98008

Explanation: A permanent failure has occurred in the cache battery pack or capacitive cache power card.

Response: Under a certain configuration, this SRC may not represent an error that requires a service action. Depending on the configuration of the system, the Storage IOA may have been altered and/or the Storage IOA Cache may have been disabled to allow attachment of OEM Storage that emulates a Load Source drive. If this is the case, this error will be posted each time the IOA is IPLed and it can be ignored.

Failing Item:

- CACHBAT
- STORIOA
- FEATCRD

2BD98009

Explanation: Impending failure in the cache battery pack or capacitive cache power card.

Failing Item:

- CACHBAT

2BD98100

Explanation: Licensed Internal Code error.

Failing Item:

- PTFSRCH
- STORIOA

2BD98130

Explanation: IOA detected recoverable device bus error.

Response: If this event appears in a serviceable event view, work with the failing item list found there. If this event does not appear in a serviceable event view, no service action is required.

Failing Item:

- SIP4150

2BD98140

Explanation: IOA detected recoverable device bus error.

Response: If this event appears in a serviceable event view, work with the failing item list found there. If this event does not appear in a serviceable event view, no service action is required.

Failing Item:

- SIP4150

2BD98141

Explanation: IOA detected recoverable device error.

Response: No action is required. This reference code is logged for information only.

2BD98145

Explanation: Disk device detected recoverable error.

Response: This error is logged against the storage controller resource. Contact your next level of support to determine the part number and location code of the device.

Failing Item:

- NEXTLVL

2BD98146

Explanation: Disk device detected recoverable error.

Failing Item:

- FI01105

2BD98150

Explanation: A permanent failure occurred.

Response: Under a certain configuration, this SRC may not represent an error that requires a service action. Depending on the configuration of the system, the Storage IOA may have been altered and/or the Storage IOA Cache may have been disabled to allow attachment of OEM Storage that emulates a Load Source drive. If this is the case, this error will be posted each time the IOA is IPLed and it can be ignored.

Failing Item:

- STORIOA
- ANYBRDG

2BD98151

Explanation: Licensed Internal Code error.

Failing Item:

- PTFSRCH
- STORIOA

2BD98155

Explanation: A permanent failure occurred.

Failing Item:

- PTFSRCH
- STORIOA

2BD98156

Explanation: A permanent failure occurred.

Failing Item:

- PTFSRCH
- STORIOA

2BD98157

Explanation: I/O adapter card error. The actions and Failing Item list in the Service Action Log will vary based on the conditions this event was logged for.

Response: The FRU list in the Service Action Log will vary based on the conditions this event was logged for. Perform the following:

1. Display the Service Action Log entry for this SRC.
2. If the Failing Item indicates SVCDOCS, then continue with this step. Otherwise go to the next step. Do NOT replace the I/O adapter. This is a recoverable error.
 - LIC will automatically re-IPL the virtual I/O processor associated with the adapter. Other resources attached to the virtual I/O processor may need to be Varied On.
 - If the virtual I/O processor or adapter are not operational then use Hardware Service Manager to manually re-IPL the virtual I/O processor and Vary On attached resources.
 - If manually reIPL-ing the virtual I/O processor fails then contact your next level of support. This ends the procedure.
3. If the Failing Item indicates an I/O adapter, then replace the I/O adapter. Check the list below to determine if the adapter type you are replacing has multiple physical parts.

Problem determination: Perform the following:

1. Display the Service Action Log entry for this SRC.
2. If the Failing Item indicates SVCDOCS, then continue with this step. Otherwise go to the next step. Do NOT replace the I/O adapter. This is a recoverable error.
 - LIC will automatically re-IPL the virtual I/O processor associated with the adapter. Other resources attached to the virtual I/O processor may need to be Varied On.
 - If the virtual I/O processor or adapter are not operational then use Hardware Service Manager to manually re-IPL the virtual I/O processor and Vary On attached resources.
 - If manually reIPL-ing the virtual I/O processor fails then contact your next level of support. This ends the procedure.
3. If the Failing Item indicates an I/O adapter, then contact your next level of support to replace the I/O adapter.

Failing Item:

- SVCDOCS
- STORIOA

2BD98300

Explanation: IOA hardware error or PCI bus error.

Problem determination: Perform the following:

1. Examine the location code of the adapter to determine if the adapter is in the system unit or an expansion unit. If the adapter is in an expansion unit, continue with the next step. Otherwise this ends the procedure.
2. If multiple storage adapters in the same expansion unit logged reference code xxxx8300 as a serviceable event at about the same time, continue with the next step. Otherwise this ends the procedure.
3. Suspect a problem with the connection to the enclosure. The problem may have been temporary while working on the unit or while working on the connection or cable(s) to the unit. If the adapter problems were created while working on the unit or working on the connection to the unit, go to step 5.
4. Search for problems logged at about the same time and call out the FRUs that connect the expansion unit to the system unit including the cable(s). Work those problems first, then return to the next step in this procedure.
5. Use Hardware Service Manager (HSM) to verify that the adapters have returned to operational status. Close reference code xxxx8300 problems for adapters that have returned to operational status. Expansion units attached to system units using Light Path service indicators may have activated the FRU fault indicators for those adapters. Use the Service Action Log (SAL) to turn off the FRU fault indicators for adapters that have returned to operational status.
6. Work reference code xxxx8300 problems for any adapters that have not returned to operational status. This ends the procedure.

Failing Item:

- STORIOA
- ANYBRDG
- PTFSRCH

2BD98301

Explanation: Not valid condition in Licensed Internal Code.

Failing Item:

- PTFSRCH
 - STORIOA
-

2BD98302

Explanation: Missing Licensed Internal Code.

Response: Ensure that the code necessary to support this I/O adapter is loaded.

Failing Item:

- SVCDOCS
 - STORIOA
-

2BD98400

Explanation: Licensed Internal Code error.

Failing Item:

- PTFSRCH
-

2BD98404

Explanation: System log entry only. No service action required.

2BD99000

Explanation: Device error.

Failing Item:

- FI01105
 - STORIOA
-

2BD99001

Explanation: Device configuration error.

Failing Item:

- NEXTLVL
-

2BD99002

Explanation: Device error.

Failing Item:

- NEXTLVL
-

2BD99008

Explanation: I/O card does not support functions expected by devices.

Failing Item:

- SIP3130
-

2BD99010

Explanation: Cache data associated with attached devices cannot be found.

Failing Item:

- SIP3120
-

2BD99011

Explanation: Cache data belongs to devices other than those attached.

Failing Item:

- NEXTLVL
-

2BD99020

Explanation: Two or more disk units missing from RAID-5 or RAID-6 array.

Failing Item:

- SIP3111
-

2BD99021

Explanation: Two or more disk units missing from RAID-5 or RAID-6 array.

Failing Item:

- SIP3111
-

2BD99022

Explanation: Two or more disk units missing from RAID-5 or RAID-6 array.

Failing Item:

- SIP3111
-

2BD99023

Explanation: One or more array members not in required physical locations.

Failing Item:

- SIP3112
-

2BD99024

Explanation: Array member physical location conflicts with another array.

Failing Item:

- NEXTLVL
-

2BD99025

Explanation: Incompatible device.

Response: An incompatible device is at the physical location of the device which is causing the array to be exposed.

Failing Item:

- SIP3110
 - FI02112
-

2BD99026

Explanation: Disk unit not found at required physical location.

Response: A previously exposed disk unit in an array was not found at the required physical location.

Failing Item:

- NEXTLVL

2BD99027

Explanation: Array not functional due to parity out of synchronization.

Response: Array is or would become exposed and parity data is out of synchronization.

Failing Item:

- SIP3113

2BD99028

Explanation: Maximum number of functional arrays has been exceeded.

Response: Reduce the number of arrays on this I/O adapter. Either move all the devices in an array to another I/O adapter that supports arrays, or stop an array on this I/O adapter.

Failing Item:

- SVCDOCS

2BD99029

Explanation: Maximum number of functional array members has been exceeded.

Response: Contact your next level of support.

Failing Item:

- NEXTLVL

2BD99030

Explanation: Array no longer protected due to missing or failed disk unit.

Failing Item:

- SIP3110
- FI02112

2BD99031

Explanation: Automatic rebuild initiated for array.

Response: Either a previous rebuild was interrupted and was automatically restarted, or a hot spare disk unit was used to automatically rebuild the array. Look for other reference codes and take action on them.

2BD99032

Explanation: A disk unit in an array is missing or failed.

Response: The array is still protected, but the disk unit should be replaced.

Failing Item:

- SIP3110
- FI02112

2BD99040

Explanation: Re-synchronization of array parity was initiated.

Response: No action required.

2BD99041

Explanation: Background array parity check detected and corrected errors.

Response: Call your next level of support to report the problem.

Failing Item:

- NEXTLVL

2BD99042

Explanation: Background parity check corrected errors on disk unit.

Response: Call your next level of support to report the problem.

Failing Item:

- NEXTLVL

2BD99050

Explanation: Required cache data not found for one or more disk units.

Failing Item:

- SIP3131

2BD99051

Explanation: Cache data exists for one or more missing or failed devices.

Failing Item:

- SIP3132

2BD99052

Explanation: Cache data exists for one or more modified devices.

Response: Contact your next level of support.

Failing Item:

- NEXTLVL

2BD99054

Explanation: IOA resources not available due to previous problems.

Failing Item:

- SIP3121

2BD99055

Explanation: Write cache data is available for attached storage IOA.

Response: No service action required.

2BD99070

Explanation: System log entry only. No service action required.

2BD99071

Explanation: Link from IOA to auxiliary or remote IOA is operational.

Response: No service action required.

2BD99072

Explanation: Link from IOA to auxiliary or remote IOA is non-operational.

Response: No service action required.

2BD99073

Explanation: Multiple I/O adapters connected in a not valid configuration.

Failing Item:

- SIP4140

2BD99074

Explanation: Multiple I/O adapters connected in a not valid configuration.

Response: Multiple I/O adapters not capable of similar functions or controlling the same set of devices.

Failing Item:

- SIP4141

2BD99075

Explanation: Incomplete multipath connection between IOA and remote IOA.

Failing Item:

- SIP4149

2BD99076

Explanation: Missing auxiliary IOA or remote IOA.

Failing Item:

- SIP4147

2BD99081

Explanation: Device error.

Failing Item:

- FI01105
- STORIOA

2BD99082

Explanation: Device error.

Failing Item:

- FI01105
- STORIOA

2BD99083

Explanation: System log entry only. No service action required.

2BD99084

Explanation: System log entry only. No service action required.

2BD99090

Explanation: Disk unit has been modified after the last known status.

Response: Use Hardware Service Manager to re-IPL the virtual I/O processor that is associated with this I/O adapter. Other resources attached to the virtual I/O processor may then need to be Varied On.

If any reference codes are surfaced, use the new reference code to resolve the problem.

If you cannot resolve the problem, contact your next level of support.

Failing Item:

- SVCDOCS

2BD99091

Explanation: Incorrect hardware configuration change detected.

Response: Use Hardware Service Manager to re-IPL the virtual I/O processor that is associated with this I/O adapter. Other resources attached to the virtual I/O processor may then need to be Varied On.

If any reference codes are surfaced, use the new

2BD99092 • 2BE03401

reference code to resolve the problem.

If you cannot resolve the problem, contact your next level of support.

Failing Item:

- SVCDOCS

2BD99092

Explanation: Disk unit requires initialization before use.

Failing Item:

- SIP3134

2BD99500

Explanation: Internal program error in driver code.

Failing Item:

- PTFSRCH

2BD99903

Explanation: Tape device information was logged. Informational event, no service required.

(2BE0) Reference codes

2BE01310

Explanation: The I/O adapter resource not available.

Response: The I/O adapter error log is being filled faster than the errors are being reported to the system. Check other errors reported to the system and correct them.

2BE03000

Explanation: A permanent failure occurred.

Failing Item:

- STORIOA
- ANYBRDG

2BE03020

Explanation: Storage subsystem configuration error.

Failing Item:

- SIP4150

2BE03100

Explanation: Device bus interface error occurred.

Failing Item:

- SIP4150

2BE03140

298 Power Systems: System reference codes (1xxx - Axxx)

2BD9C000

Explanation: System log entry only. No service action required.

Response: No action is required. This reference code is logged for information only.

2BD9C402

Explanation: Licensed Internal Code error.

Response: Ask your next level of support for assistance.

Failing Item:

- PTFSRCH

2BD9FF3D

Explanation: I/O adapter detected a recoverable error.

Failing Item:

- STORIOA
- ANYBRDG

Explanation: System log entry only. No service action required.

2BE03202

Explanation: Storage subsystem configuration error.

Response: The device is not supported in the current configuration. An I/O processor might be required.

Failing Item:

- SVCDOCS

2BE03400

Explanation: Unknown resource error.

Failing Item:

- SIP4150
- FI02112
- STORIOA
- SASCABL

2BE03401

Explanation: Device backplane problem.

Failing Item:

- SASEXP
- DEVBPLN

2BE03405

Explanation: An error occurred during task initialization for a removable media device. This SRC is logged when an error occurs and the removable media device driver cannot determine the device type or model.

Response: Perform the following:

- Check the Product Activity Log for other entries that indicate interface problems and work those problems.
- Check the device firmware level and apply the latest PTFs.
- Check for LIC logs with major code 2E00. Contact your next level of support with the information you have gathered.

Problem determination: IPL the IOP to retry the device identification process. If the error persists then contact your service provider.

Failing Item:

- PTFSRCH
-

2BE034FF

Explanation: Format in progress.

Response: No action required. This reference code is logged for information only.

2BE03601

Explanation: System log entry only. No service action required.

2BE04010

Explanation: Configuration error.

Response: Incorrect connection between cascaded enclosures.

Failing Item:

- SIP3142
-

2BE04020

Explanation: Configuration error.

Response: Number of connections exceed I/O adapter design limits.

Failing Item:

- SIP3143
-

2BE04030

Explanation: Configuration error.

Response: Incorrect multipath connection.

Failing Item:

- SIP4144
-

2BE04040

Explanation: Configuration error.

Response: Incomplete multipath connection between I/O adapter and enclosure.

Failing Item:

- SIP4144
-

2BE04041

Explanation: Incomplete multipath connection.

Response: Incomplete multipath connection between device backplane and device.

Failing Item:

- SIP3146
-

2BE04050

Explanation: Enclosure does not support required multipath function.

Failing Item:

- SIP3148
-

2BE04060

Explanation: Multipath redundancy level reduced.

Response: A redundant disk unit connection has failed.

Failing Item:

- SIP4153
 - SASCABL
 - SASEXP
-

2BE04061

Explanation: Multipath redundancy level increased.

Response: A redundant disk unit connection has been restored. No service action is required.

2BE04070

Explanation: System log entry only. No service action required.

2BE04100

Explanation: Device bus fabric error.

Failing Item:

- SIP4152
- SASCABL
- SASEXP

2BE04101 • 2BE08141

- DEVBPLN
- STORIOA
- FI01105

2BE04101

Explanation: Temporary device bus fabric error.

Failing Item:

- SIP4152

2BE04110

Explanation: Unsupported enclosure function detected.

Failing Item:

- SIP3145

2BE04150

Explanation: I/O adapter detected PCI bus error.

Response: If this event appears in a serviceable event view, work with the failing item list found there. If this event does not appear in a serviceable event view, no service action is required.

Failing Item:

- BACKPLN
- STORIOA

2BE04160

Explanation: I/O adapter detected and recovered a PCI bus error.

Response: If this event appears in a serviceable event view, work with the failing item list found there. If this event does not appear in a serviceable event view, no service action is required.

Failing Item:

- BACKPLN
- STORIOA

2BE070DD

Explanation: Disrupt device command completed successfully.

2BE08008

Explanation: A permanent failure has occurred in the cache battery pack or capacitive cache power card.

Response: Under a certain configuration, this SRC may not represent an error that requires a service action. Depending on the configuration of the system, the Storage IOA may have been altered and/or the Storage IOA Cache may have been disabled to allow attachment of OEM Storage that emulates a Load

Source drive. If this is the case, this error will be posted each time the IOA is IPLed and it can be ignored.

Failing Item:

- CACHBAT
- STORIOA
- FEATCRD

2BE08009

Explanation: Impending failure in the cache battery pack or capacitive cache power card.

Failing Item:

- CACHBAT

2BE08100

Explanation: Licensed Internal Code error.

Failing Item:

- PTFSRCH
- STORIOA

2BE08130

Explanation: IOA detected recoverable device bus error.

Response: If this event appears in a serviceable event view, work with the failing item list found there. If this event does not appear in a serviceable event view, no service action is required.

Failing Item:

- SIP4150

2BE08140

Explanation: IOA detected recoverable device bus error.

Response: If this event appears in a serviceable event view, work with the failing item list found there. If this event does not appear in a serviceable event view, no service action is required.

Failing Item:

- SIP4150

2BE08141

Explanation: IOA detected recoverable device error.

Response: No action is required. This reference code is logged for information only.

2BE08145

Explanation: Disk device detected recoverable error.

Response: This error is logged against the storage controller resource. Contact your next level of support to determine the part number and location code of the device.

Failing Item:

- NEXTLVL
-

2BE08146

Explanation: Disk device detected recoverable error.

Failing Item:

- FI01105
-

2BE08150

Explanation: A permanent failure occurred.

Response: Under a certain configuration, this SRC may not represent an error that requires a service action. Depending on the configuration of the system, the Storage IOA may have been altered and/or the Storage IOA Cache may have been disabled to allow attachment of OEM Storage that emulates a Load Source drive. If this is the case, this error will be posted each time the IOA is IPLed and it can be ignored.

Failing Item:

- STORIOA
 - ANYBRDG
-

2BE08151

Explanation: Licensed Internal Code error.

Failing Item:

- PTFSRCH
 - STORIOA
-

2BE08155

Explanation: A permanent failure occurred.

Failing Item:

- PTFSRCH
 - STORIOA
-

2BE08156

Explanation: A permanent failure occurred.

Failing Item:

- PTFSRCH
 - STORIOA
-

2BE08157

Explanation: I/O adapter card error. The actions and Failing Item list in the Service Action Log will vary based on the conditions this event was logged for.

Response: The FRU list in the Service Action Log will vary based on the conditions this event was logged for. Perform the following:

1. Display the Service Action Log entry for this SRC.
2. If the Failing Item indicates SVCDOCS, then continue with this step. Otherwise go to the next step. Do NOT replace the I/O adapter. This is a recoverable error.
 - LIC will automatically re-IPL the virtual I/O processor associated with the adapter. Other resources attached to the virtual I/O processor may need to be Varied On.
 - If the virtual I/O processor or adapter are not operational then use Hardware Service Manager to manually re-IPL the virtual I/O processor and Vary On attached resources.
 - If manually reIPL-ing the virtual I/O processor fails then contact your next level of support. This ends the procedure.
3. If the Failing Item indicates an I/O adapter, then replace the I/O adapter. Check the list below to determine if the adapter type you are replacing has multiple physical parts.

Problem determination: Perform the following:

1. Display the Service Action Log entry for this SRC.
2. If the Failing Item indicates SVCDOCS, then continue with this step. Otherwise go to the next step. Do NOT replace the I/O adapter. This is a recoverable error.
 - LIC will automatically re-IPL the virtual I/O processor associated with the adapter. Other resources attached to the virtual I/O processor may need to be Varied On.
 - If the virtual I/O processor or adapter are not operational then use Hardware Service Manager to manually re-IPL the virtual I/O processor and Vary On attached resources.
 - If manually reIPL-ing the virtual I/O processor fails then contact your next level of support. This ends the procedure.
3. If the Failing Item indicates an I/O adapter, then contact your next level of support to replace the I/O adapter.

Failing Item:

- SVCDOCS
 - STORIOA
-

2BE08300

Explanation: IOA hardware error or PCI bus error.

Problem determination: Perform the following:

1. Examine the location code of the adapter to determine if the adapter is in the system unit or an expansion unit. If the adapter is in an expansion unit, continue with the next step. Otherwise this ends the procedure.
2. If multiple storage adapters in the same expansion unit logged reference code xxxx8300 as a serviceable event at about the same time, continue with the next step. Otherwise this ends the procedure.
3. Suspect a problem with the connection to the enclosure. The problem may have been temporary while working on the unit or while working on the connection or cable(s) to the unit. If the adapter problems were created while working on the unit or working on the connection to the unit, go to step 5.
4. Search for problems logged at about the same time and call out the FRUs that connect the expansion unit to the system unit including the cable(s). Work those problems first, then return to the next step in this procedure.
5. Use Hardware Service Manager (HSM) to verify that the adapters have returned to operational status. Close reference code xxxx8300 problems for adapters that have returned to operational status. Expansion units attached to system units using Light Path service indicators may have activated the FRU fault indicators for those adapters. Use the Service Action Log (SAL) to turn off the FRU fault indicators for adapters that have returned to operational status.
6. Work reference code xxxx8300 problems for any adapters that have not returned to operational status. This ends the procedure.

Failing Item:

- STORIOA
 - ANYBRDG
 - PTFSRCH
-

2BE08301

Explanation: Not valid condition in Licensed Internal Code.

Failing Item:

- PTFSRCH
 - STORIOA
-

2BE08302

Explanation: Missing Licensed Internal Code.

Response: Ensure that the code necessary to support this I/O adapter is loaded.

Failing Item:

- SVCDOCS
 - STORIOA
-

2BE08400

Explanation: Licensed Internal Code error.

Failing Item:

- PTFSRCH
-

2BE08404

Explanation: System log entry only. No service action required.

2BE09000

Explanation: Device error.

Failing Item:

- FI01105
 - STORIOA
-

2BE09001

Explanation: Device configuration error.

Failing Item:

- NEXTLVL
-

2BE09002

Explanation: Device error.

Failing Item:

- NEXTLVL
-

2BE09008

Explanation: I/O card does not support functions expected by devices.

Failing Item:

- SIP3130
-

2BE09010

Explanation: Cache data associated with attached devices cannot be found.

Failing Item:

- SIP3120
-

2BE09011

Explanation: Cache data belongs to devices other than those attached.

Failing Item:

- NEXTLVL

2BE09020

Explanation: Two or more disk units missing from RAID-5 or RAID-6 array.

Failing Item:

- SIP3111
-

2BE09021

Explanation: Two or more disk units missing from RAID-5 or RAID-6 array.

Failing Item:

- SIP3111
-

2BE09022

Explanation: Two or more disk units missing from RAID-5 or RAID-6 array.

Failing Item:

- SIP3111
-

2BE09023

Explanation: One or more array members not in required physical locations.

Failing Item:

- SIP3112
-

2BE09024

Explanation: Array member physical location conflicts with another array.

Failing Item:

- NEXTLVL
-

2BE09025

Explanation: Incompatible device.

Response: An incompatible device is at the physical location of the device which is causing the array to be exposed.

Failing Item:

- SIP3110
 - FI02112
-

2BE09026

Explanation: Disk unit not found at required physical location.

Response: A previously exposed disk unit in an array was not found at the required physical location.

Failing Item:

- NEXTLVL
-

2BE09027

Explanation: Array not functional due to parity out of synchronization.

Response: Array is or would become exposed and parity data is out of synchronization.

Failing Item:

- SIP3113
-

2BE09028

Explanation: Maximum number of functional arrays has been exceeded.

Response: Reduce the number of arrays on this I/O adapter. Either move all the devices in an array to another I/O adapter that supports arrays, or stop an array on this I/O adapter.

Failing Item:

- SVCDOCS
-

2BE09029

Explanation: Maximum number of functional array members has been exceeded.

Response: Contact your next level of support.

Failing Item:

- NEXTLVL
-

2BE09030

Explanation: Array no longer protected due to missing or failed disk unit.

Failing Item:

- SIP3110
 - FI02112
-

2BE09031

Explanation: Automatic rebuild initiated for array.

Response: Either a previous rebuild was interrupted and was automatically restarted, or a hot spare disk unit was used to automatically rebuild the array. Look for other reference codes and take action on them.

2BE09032

Explanation: A disk unit in an array is missing or failed.

Response: The array is still protected, but the disk unit should be replaced.

Failing Item:

- SIP3110
 - FI02112
-

2BE09040

Explanation: Re-synchronization of array parity was initiated.

Response: No action required.

2BE09041

Explanation: Background array parity check detected and corrected errors.

Response: Call your next level of support to report the problem.

Failing Item:

- NEXTLVL
-

2BE09042

Explanation: Background parity check corrected errors on disk unit.

Response: Call your next level of support to report the problem.

Failing Item:

- NEXTLVL
-

2BE09050

Explanation: Required cache data not found for one or more disk units.

Failing Item:

- SIP3131
-

2BE09051

Explanation: Cache data exists for one or more missing or failed devices.

Failing Item:

- SIP3132
-

2BE09052

Explanation: Cache data exists for one or more modified devices.

Response: Contact your next level of support.

Failing Item:

- NEXTLVL
-

2BE09054

Explanation: IOA resources not available due to previous problems.

Failing Item:

- SIP3121
-

2BE09055

Explanation: Write cache data is available for attached storage IOA.

Response: No service action required.

2BE09070

Explanation: System log entry only. No service action required.

2BE09071

Explanation: Link from IOA to auxiliary or remote IOA is operational.

Response: No service action required.

2BE09072

Explanation: Link from IOA to auxiliary or remote IOA is non-operational.

Response: No service action required.

2BE09073

Explanation: Multiple I/O adapters connected in a not valid configuration.

Failing Item:

- SIP4140
-

2BE09074

Explanation: Multiple I/O adapters connected in a not valid configuration.

Response: Multiple I/O adapters not capable of similar functions or controlling the same set of devices.

Failing Item:

- SIP4141
-

2BE09075

Explanation: Incomplete multipath connection between IOA and remote IOA.

Failing Item:

- SIP4149
-

2BE09076

Explanation: Missing auxiliary IOA or remote IOA.

Failing Item:

- SIP4147
-

2BE09081

Explanation: Device error.

Failing Item:

- FI01105
 - STORIOA
-

2BE09082

Explanation: Device error.

Failing Item:

- FI01105
 - STORIOA
-

2BE09083

Explanation: System log entry only. No service action required.

2BE09084

Explanation: System log entry only. No service action required.

2BE09090

Explanation: Disk unit has been modified after the last known status.

Response: Use Hardware Service Manager to re-IPL the virtual I/O processor that is associated with this I/O adapter. Other resources attached to the virtual I/O processor may then need to be Varied On.

If any reference codes are surfaced, use the new reference code to resolve the problem.

If you cannot resolve the problem, contact your next level of support.

Failing Item:

- SVCDOCS
-

2BE09091

Explanation: Incorrect hardware configuration change detected.

Response: Use Hardware Service Manager to re-IPL the virtual I/O processor that is associated with this I/O adapter. Other resources attached to the virtual I/O processor may then need to be Varied On.

(2BE1) Reference codes

2BE11310

Explanation: The I/O adapter resource not available.

Response: The I/O adapter error log is being filled faster than the errors are being reported to the system.

If any reference codes are surfaced, use the new reference code to resolve the problem.

If you cannot resolve the problem, contact your next level of support.

Failing Item:

- SVCDOCS
-

2BE09092

Explanation: Disk unit requires initialization before use.

Failing Item:

- SIP3134
-

2BE09500

Explanation: Internal program error in driver code.

Failing Item:

- PTFSRCH
-

2BE09903

Explanation: Tape device information was logged. Informational event, no service required.

2BE0C000

Explanation: System log entry only. No service action required.

Response: No action is required. This reference code is logged for information only.

2BE0C402

Explanation: Licensed Internal Code error.

Response: Ask your next level of support for assistance.

Failing Item:

- PTFSRCH
-

2BE0FF3D

Explanation: I/O adapter detected a recoverable error.

Failing Item:

- STORIOA
 - ANYBRDG
-

Check other errors reported to the system and correct them.

2BE13000

2BE13020 • 2BE13401

Explanation: A permanent failure occurred.

Response: If you are working with one of the card types below, the adapter has multiple physical parts. Choose the card type to identify the physical parts of the storage adapter.

Card type 2BE1 (feature RAID enablement card for embedded IOA) read the following: When working the FRUs from the serviceable event or the failing item list here, the embedded storage adapter (failing item STORIOA) has three physical parts:

- The embedded storage adapter on the I/O backplane.
- The RAID enablement card.
- The Battery charger and carrier card.
- See symbolic FRU FEATCRD for the location codes of the FRUs if they are not listed in the serviceable event or if you are working the failing item list here.

Card type 57CB (embedded IOA with 2BCF battery card for embedded IOA) read the following: When working the FRUs from the serviceable event or the failing item list here, the embedded storage adapter (failing item STORIOA) has two physical parts:

- The embedded storage adapter on the I/O backplane.
- The Battery charger and carrier card.
- See symbolic FRU FEATCRD for the location codes of the FRUs if they are not listed in the serviceable event or if you are working the failing item list here.

Card type 57CF (embedded IOAs on DASD backplane with 2BC2 dual battery charger and carrier card for the embedded IOAs) read the following: When working the FRUs from the serviceable event or the failing item list here, the embedded storage adapter (failing item STORIOA) has two physical parts:

- The embedded storage adapter on the DASD backplane.
- The dual battery charger and carrier card. To determine which battery is connected to which embedded IOA use the bus number of the IOA with symbolic FRU CACHBAT.
- See symbolic FRU FEATCRD for the location code of the dual battery charger and carrier card if it is not listed in the serviceable event or if you are working the failing item list here.

Failing Item:

- STORIOA
- ANYBRDG

2BE13020

Explanation: Storage subsystem configuration error.

Failing Item:

- SIP4150

2BE13100

Explanation: Device bus interface error occurred.

Failing Item:

- SIP4150

2BE13140

Explanation: System log entry only. No service action required.

2BE13202

Explanation: Storage subsystem configuration error.

Response: The device is not supported in the current configuration. An I/O processor might be required.

Failing Item:

- SVCDOCS

2BE13400

Explanation: Unknown resource error.

Response: For card type 2BE1 (feature RAID enablement card for embedded IOA) read the following: When working the FRUs from the serviceable event or the failing item list here, the embedded storage adapter (failing item STORIOA) has three physical parts:

1. The embedded storage adapter on the I/O backplane.
2. The RAID enablement card.
3. The Battery charger and carrier card.
4. See symbolic FRU FEATCRD for the location codes of the FRUs if they are not listed in the serviceable event or if you are working the failing item list here.

Failing Item:

- SIP4150
- FI02112
- STORIOA
- SASCABL

2BE13401

Explanation: Device backplane problem.

Failing Item:

- SASEXP
- DEVBPLN

2BE13405

Explanation: An error occurred during task initialization for a removable media device. This SRC is logged when an error occurs and the removable media device driver cannot determine the device type or model.

Response: Perform the following:

- Check the Product Activity Log for other entries that indicate interface problems and work those problems.
- Check the device firmware level and apply the latest PTFs.
- Check for LIC logs with major code 2E00. Contact your next level of support with the information you have gathered.

Problem determination: IPL the IOP to retry the device identification process. If the error persists then contact your service provider.

Failing Item:

- PTFSRCH
-

2BE134FF

Explanation: Format in progress.

Response: No action required. This reference code is logged for information only.

2BE13601

Explanation: System log entry only. No service action required.

2BE14010

Explanation: Configuration error.

Response: Incorrect connection between cascaded enclosures.

Failing Item:

- SIP3142
-

2BE14020

Explanation: Configuration error.

Response: Number of connections exceed I/O adapter design limits.

Failing Item:

- SIP3143
-

2BE14030

Explanation: Configuration error.

Response: Incorrect multipath connection.

Failing Item:

- SIP4144
-

2BE14040

Explanation: Configuration error.

Response: Incomplete multipath connection between I/O adapter and enclosure.

Failing Item:

- SIP4144
-

2BE14041

Explanation: Incomplete multipath connection.

Response: Incomplete multipath connection between device backplane and device.

Failing Item:

- SIP3146
-

2BE14050

Explanation: Enclosure does not support required multipath function.

Failing Item:

- SIP3148
-

2BE14060

Explanation: Multipath redundancy level reduced.

Response: A redundant disk unit connection has failed.

Failing Item:

- SIP4153
 - SASCABL
 - SASEXP
-

2BE14061

Explanation: Multipath redundancy level increased.

Response: A redundant disk unit connection has been restored. No service action is required.

2BE14070

Explanation: System log entry only. No service action required.

2BE14100

Explanation: Device bus fabric error.

Response: For card type 2BE1 (feature RAID enablement card for embedded IOA) read the following: When working the FRUs from the serviceable event or the failing item list here, the

2BE14101 • 2BE14160

embedded storage adapter (failing item STORIOA) has three physical parts:

1. The embedded storage adapter on the I/O backplane.
2. The RAID enablement card.
3. The Battery charger and carrier card.

See symbolic FRU FEATCRD for the location codes of the FRUs if they are not listed in the serviceable event or if you are working the failing item list here.

Failing Item:

- SIP4152
- SASCABL
- SASEXP
- DEVBPLN
- STORIOA
- FI01105

2BE14101

Explanation: Temporary device bus fabric error.

Failing Item:

- SIP4152

2BE14110

Explanation: Unsupported enclosure function detected.

Failing Item:

- SIP3145

2BE14150

Explanation: I/O adapter detected PCI bus error.

Response: If this event appears in a serviceable event view, work with the failing item list found there. If this event does not appear in a serviceable event view, no service action is required.

If you are working with one of the card types below, the adapter has multiple physical parts. Choose the card type to identify the physical parts of the storage adapter.

Card type 2BE1 (feature RAID enablement card for embedded IOA) read the following: When working the FRUs from the serviceable event or the failing item list here, the embedded storage adapter (failing item STORIOA) has three physical parts:

- The embedded storage adapter on the I/O backplane.
- The RAID enablement card.
- The Battery charger and carrier card.

- See symbolic FRU FEATCRD for the location codes of the FRUs if they are not listed in the serviceable event or if you are working the failing item list here.

Card type 57CB (embedded IOA with 2BCF battery card for embedded IOA) read the following: When working the FRUs from the serviceable event or the failing item list here, the embedded storage adapter (failing item STORIOA) has two physical parts:

- The embedded storage adapter on the I/O backplane.
- The Battery charger and carrier card.
- See symbolic FRU FEATCRD for the location codes of the FRUs if they are not listed in the serviceable event or if you are working the failing item list here.

Card type 57CF (embedded IOAs on DASD backplane with 2BC2 dual battery charger and carrier card for the embedded IOAs) read the following: When working the FRUs from the serviceable event or the failing item list here, the embedded storage adapter (failing item STORIOA) has two physical parts:

- The embedded storage adapter on the DASD backplane.
- The dual battery charger and carrier card. To determine which battery is connected to which embedded IOA use the bus number of the IOA with symbolic FRU CACHBAT.
- See symbolic FRU FEATCRD for the location code of the dual battery charger and carrier card if it is not listed in the serviceable event or if you are working the failing item list here.

Failing Item:

- BACKPLN
- STORIOA

2BE14160

Explanation: I/O adapter detected and recovered a PCI bus error.

Response: If this event appears in a serviceable event view, work with the failing item list found there. If this event does not appear in a serviceable event view, no service action is required.

If you are working with one of the card types below, the adapter has multiple physical parts. Choose the card type to identify the physical parts of the storage adapter.

Card type 2BE1 (feature RAID enablement card for embedded IOA) read the following: When working the FRUs from the serviceable event or the failing item list here, the embedded storage adapter (failing item STORIOA) has three physical parts:

- The embedded storage adapter on the I/O backplane.
- The RAID enablement card.

- The Battery charger and carrier card.
- See symbolic FRU FEATCRD for the location codes of the FRUs if they are not listed in the serviceable event or if you are working the failing item list here.

Card type 57CB (embedded IOA with 2BCF battery card for embedded IOA) read the following: When working the FRUs from the serviceable event or the failing item list here, the embedded storage adapter (failing item STORIOA) has two physical parts:

- The embedded storage adapter on the I/O backplane.
- The Battery charger and carrier card.
- See symbolic FRU FEATCRD for the location codes of the FRUs if they are not listed in the serviceable event or if you are working the failing item list here.

Card type 57CF (embedded IOAs on DASD backplane with 2BC2 dual battery charger and carrier card for the embedded IOAs) read the following: When working the FRUs from the serviceable event or the failing item list here, the embedded storage adapter (failing item STORIOA) has two physical parts:

- The embedded storage adapter on the DASD backplane.
- The dual battery charger and carrier card. To determine which battery is connected to which embedded IOA use the bus number of the IOA with symbolic FRU CACHBAT.
- See symbolic FRU FEATCRD for the location code of the dual battery charger and carrier card if it is not listed in the serviceable event or if you are working the failing item list here.

Failing Item:

- BACKPLN
- STORIOA

2BE170DD

Explanation: Disrupt device command completed successfully.

2BE18008

Explanation: A permanent failure has occurred in the cache battery pack or capacitive cache power card.

Response: Under a certain configuration, this SRC may not represent an error that requires a service action. Depending on the configuration of the system, the Storage IOA may have been altered and/or the Storage IOA Cache may have been disabled to allow attachment of OEM Storage that emulates a Load Source drive. If this is the case, this error will be posted each time the IOA is IPLed and it can be ignored.

If you are working with one of the card types below, the adapter has multiple physical parts. Choose the

card type to identify the physical parts of the storage adapter.

Card type 2BE1 (feature RAID enablement card for embedded IOA) read the following: When working the FRUs from the serviceable event or the failing item list here, the embedded storage adapter (failing item STORIOA) has three physical parts:

- The embedded storage adapter on the I/O backplane.
- The RAID enablement card.
- The Battery charger and carrier card.
- See symbolic FRU FEATCRD for the location codes of the FRUs if they are not listed in the serviceable event or if you are working the failing item list here.

Card type 57CB (embedded IOA with 2BCF battery card) read the following: When working the FRUs from the serviceable event or the failing item list here, the embedded storage adapter (failing item STORIOA) has two physical parts:

- The embedded storage adapter on the I/O backplane.
- The Battery charger and carrier card.
- See symbolic FRU FEATCRD for the location codes of the FRUs if they are not listed in the serviceable event or if you are working the failing item list here.

Card type 57CF (embedded IOAs on DASD backplane with 2BC2 dual battery charger and carrier card) read the following: When working the FRUs from the serviceable event or the failing item list here, the embedded storage adapter (failing item STORIOA) has two physical parts:

- The embedded storage adapter on the DASD backplane.
- The dual battery charger and carrier card. To determine which battery is connected to which embedded IOA use the bus number of the IOA with symbolic FRU CACHBAT.
- See symbolic FRU FEATCRD for the location code of the dual battery charger and carrier card if it is not listed in the serviceable event or if you are working the failing item list here.

Failing Item:

- CACHBAT
- STORIOA
- FEATCRD

2BE18009

Explanation: Impending failure in the cache battery pack or capacitive cache power card.

Failing Item:

- CACHBAT

2BE18100

Explanation: Licensed Internal Code error.

Response: If you are working with one of the card types below, the adapter has multiple physical parts. Choose the card type to identify the physical parts of the storage adapter.

Card type 2BE1 (feature RAID enablement card for embedded IOA) read the following: When working the FRUs from the serviceable event or the failing item list here, the embedded storage adapter (failing item STORIOA) has three physical parts:

- The embedded storage adapter on the I/O backplane.
- The RAID enablement card.
- The Battery charger and carrier card.
- See symbolic FRU FEATCRD for the location codes of the FRUs if they are not listed in the serviceable event or if you are working the failing item list here.

Card type 57CB (embedded IOA with 2BCF battery card for embedded IOA) read the following: When working the FRUs from the serviceable event or the failing item list here, the embedded storage adapter (failing item STORIOA) has two physical parts:

- The embedded storage adapter on the I/O backplane.
- The Battery charger and carrier card.
- See symbolic FRU FEATCRD for the location codes of the FRUs if they are not listed in the serviceable event or if you are working the failing item list here.

Card type 57CF (embedded IOAs on DASD backplane with 2BC2 dual battery charger and carrier card for the embedded IOAs) read the following: When working the FRUs from the serviceable event or the failing item list here, the embedded storage adapter (failing item STORIOA) has two physical parts:

- The embedded storage adapter on the DASD backplane.
- The dual battery charger and carrier card. To determine which battery is connected to which embedded IOA use the bus number of the IOA with symbolic FRU CACHBAT.
- See symbolic FRU FEATCRD for the location code of the dual battery charger and carrier card if it is not listed in the serviceable event or if you are working the failing item list here.

Failing Item:

- PTFSRCH
- STORIOA

2BE18130

Explanation: IOA detected recoverable device bus error.

Response: If this event appears in a serviceable event view, work with the failing item list found there. If this event does not appear in a serviceable event view, no service action is required.

Failing Item:

- SIP4150

2BE18140

Explanation: IOA detected recoverable device bus error.

Response: If this event appears in a serviceable event view, work with the failing item list found there. If this event does not appear in a serviceable event view, no service action is required.

Failing Item:

- SIP4150

2BE18141

Explanation: IOA detected recoverable device error.

Response: No action is required. This reference code is logged for information only.

2BE18145

Explanation: Disk device detected recoverable error.

Response: This error is logged against the storage controller resource. Contact your next level of support to determine the part number and location code of the device.

Failing Item:

- NEXTLVL

2BE18146

Explanation: Disk device detected recoverable error.

Failing Item:

- FI01105

2BE18150

Explanation: A permanent failure occurred.

Response: Under a certain configuration, this SRC may not represent an error that requires a service action. Depending on the configuration of the system, the Storage IOA may have been altered and/or the Storage IOA Cache may have been disabled to allow attachment of OEM Storage that emulates a Load Source drive. If this is the case, this error will be posted each time the IOA is IPLed and it can be ignored.

If you are working with one of the card types below, the adapter has multiple physical parts. Choose the card type to identify the physical parts of the storage adapter.

Card type 2BE1 (feature RAID enablement card for embedded IOA) read the following: When working the FRUs from the serviceable event or the failing item list here, the embedded storage adapter (failing item STORIOA) has three physical parts:

- The embedded storage adapter on the I/O backplane.
- The RAID enablement card.
- The Battery charger and carrier card.
- See symbolic FRU FEATCRD for the location codes of the FRUs if they are not listed in the serviceable event or if you are working the failing item list here.

Card type 57CB (embedded IOA with 2BCF battery card for embedded IOA) read the following: When working the FRUs from the serviceable event or the failing item list here, the embedded storage adapter (failing item STORIOA) has two physical parts:

- The embedded storage adapter on the I/O backplane.
- The Battery charger and carrier card.
- See symbolic FRU FEATCRD for the location codes of the FRUs if they are not listed in the serviceable event or if you are working the failing item list here.

Card type 57CF (embedded IOAs on DASD backplane with 2BC2 dual battery charger and carrier card for the embedded IOAs) read the following: When working the FRUs from the serviceable event or the failing item list here, the embedded storage adapter (failing item STORIOA) has two physical parts:

- The embedded storage adapter on the DASD backplane.
- The dual battery charger and carrier card. To determine which battery is connected to which embedded IOA use the bus number of the IOA with symbolic FRU CACHBAT.
- See symbolic FRU FEATCRD for the location code of the dual battery charger and carrier card if it is not listed in the serviceable event or if you are working the failing item list here.

Failing Item:

- STORIOA
- ANYBRDG

2BE18151

Explanation: Licensed Internal Code error.

Response: If you are working with one of the card types below, the adapter has multiple physical parts. Choose the card type to identify the physical parts of the storage adapter.

Card type 2BE1 (feature RAID enablement card for embedded IOA) read the following: When working the FRUs from the serviceable event or the failing item list here, the embedded storage adapter (failing item STORIOA) has three physical parts:

- The embedded storage adapter on the I/O backplane.
- The RAID enablement card.
- The Battery charger and carrier card.
- See symbolic FRU FEATCRD for the location codes of the FRUs if they are not listed in the serviceable event or if you are working the failing item list here.

Card type 57CB (embedded IOA with 2BCF battery card for embedded IOA) read the following: When working the FRUs from the serviceable event or the failing item list here, the embedded storage adapter (failing item STORIOA) has two physical parts:

- The embedded storage adapter on the I/O backplane.
- The Battery charger and carrier card.
- See symbolic FRU FEATCRD for the location codes of the FRUs if they are not listed in the serviceable event or if you are working the failing item list here.

Card type 57CF (embedded IOAs on DASD backplane with 2BC2 dual battery charger and carrier card for the embedded IOAs) read the following: When working the FRUs from the serviceable event or the failing item list here, the embedded storage adapter (failing item STORIOA) has two physical parts:

- The embedded storage adapter on the DASD backplane.
- The dual battery charger and carrier card. To determine which battery is connected to which embedded IOA use the bus number of the IOA with symbolic FRU CACHBAT.
- See symbolic FRU FEATCRD for the location code of the dual battery charger and carrier card if it is not listed in the serviceable event or if you are working the failing item list here.

Failing Item:

- PTFSRCH
- STORIOA

2BE18155

Explanation: A permanent failure occurred.

Response: If you are working with one of the card types below, the adapter has multiple physical parts. Choose the card type to identify the physical parts of the storage adapter.

Card type 2BE1 (feature RAID enablement card for embedded IOA) read the following: When working the FRUs from the serviceable event or the failing item list here, the embedded storage adapter (failing item

STORIOA) has three physical parts:

- The embedded storage adapter on the I/O backplane.
- The RAID enablement card.
- The Battery charger and carrier card.
- See symbolic FRU FEATCRD for the location codes of the FRUs if they are not listed in the serviceable event or if you are working the failing item list here.

Card type 57CB (embedded IOA with 2BCF battery card for embedded IOA) read the following: When working the FRUs from the serviceable event or the failing item list here, the embedded storage adapter (failing item STORIOA) has two physical parts:

- The embedded storage adapter on the I/O backplane.
- The Battery charger and carrier card.
- See symbolic FRU FEATCRD for the location codes of the FRUs if they are not listed in the serviceable event or if you are working the failing item list here.

Card type 57CF (embedded IOAs on DASD backplane with 2BC2 dual battery charger and carrier card for the embedded IOAs) read the following: When working the FRUs from the serviceable event or the failing item list here, the embedded storage adapter (failing item STORIOA) has two physical parts:

- The embedded storage adapter on the DASD backplane.
- The dual battery charger and carrier card. To determine which battery is connected to which embedded IOA use the bus number of the IOA with symbolic FRU CACHBAT.
- See symbolic FRU FEATCRD for the location code of the dual battery charger and carrier card if it is not listed in the serviceable event or if you are working the failing item list here.

Failing Item:

- PTFSRCH
- STORIOA

2BE18156

Explanation: A permanent failure occurred.

Response: If you are working with one of the card types below, the adapter has multiple physical parts. Choose the card type to identify the physical parts of the storage adapter.

Card type 2BE1 (feature RAID enablement card for embedded IOA) read the following: When working the FRUs from the serviceable event or the failing item list here, the embedded storage adapter (failing item STORIOA) has three physical parts:

- The embedded storage adapter on the I/O backplane.

- The RAID enablement card.
- The Battery charger and carrier card.
- See symbolic FRU FEATCRD for the location codes of the FRUs if they are not listed in the serviceable event or if you are working the failing item list here.

Card type 57CB (embedded IOA with 2BCF battery card for embedded IOA) read the following: When working the FRUs from the serviceable event or the failing item list here, the embedded storage adapter (failing item STORIOA) has two physical parts:

- The embedded storage adapter on the I/O backplane.
- The Battery charger and carrier card.
- See symbolic FRU FEATCRD for the location codes of the FRUs if they are not listed in the serviceable event or if you are working the failing item list here.

Card type 57CF (embedded IOAs on DASD backplane with 2BC2 dual battery charger and carrier card for the embedded IOAs) read the following: When working the FRUs from the serviceable event or the failing item list here, the embedded storage adapter (failing item STORIOA) has two physical parts:

- The embedded storage adapter on the DASD backplane.
- The dual battery charger and carrier card. To determine which battery is connected to which embedded IOA use the bus number of the IOA with symbolic FRU CACHBAT.
- See symbolic FRU FEATCRD for the location code of the dual battery charger and carrier card if it is not listed in the serviceable event or if you are working the failing item list here.

Failing Item:

- PTFSRCH
- STORIOA

2BE18157

Explanation: I/O adapter card error. The actions and Failing Item list in the Service Action Log will vary based on the conditions this event was logged for.

Response: The FRU list in the Service Action Log will vary based on the conditions this event was logged for. Perform the following:

1. Display the Service Action Log entry for this SRC.
2. If the Failing Item indicates SVCDOCS, then continue with this step. Otherwise go to the next step. Do NOT replace the I/O adapter. This is a recoverable error.
 - LIC will automatically re-IPL the virtual I/O processor associated with the adapter. Other resources attached to the virtual I/O processor may need to be Varied On.

- If the virtual I/O processor or adapter are not operational then use Hardware Service Manager to manually re-IPL the virtual I/O processor and Vary On attached resources.
 - If manually reIPL-ing the virtual I/O processor fails then contact your next level of support. This ends the procedure.
3. If the Failing Item indicates an I/O adapter, then replace the I/O adapter. Check the list below to determine if the adapter type you are replacing has multiple physical parts.

If you are replacing the I/O adapter and you are working with one of the card types below, the adapter has multiple physical parts. Choose the card type to identify the physical parts of the storage adapter.

Card type 2BE1 (feature RAID enablement card for embedded IOA) read the following: When working the FRUs from the serviceable event or the failing item list here, the embedded storage adapter (failing item STORIOA) has three physical parts:

- The embedded storage adapter on the I/O backplane.
- The RAID enablement card.
- The Battery charger and carrier card.
- See symbolic FRU FEATCRD for the location codes of the FRUs if they are not listed in the serviceable event or if you are working the failing item list here.

Card type 57CB (embedded IOA with 2BCF battery card for embedded IOA) read the following: When working the FRUs from the serviceable event or the failing item list here, the embedded storage adapter (failing item STORIOA) has two physical parts:

- The embedded storage adapter on the I/O backplane.
- The Battery charger and carrier card.
- See symbolic FRU FEATCRD for the location codes of the FRUs if they are not listed in the serviceable event or if you are working the failing item list here.

Card type 57CF (embedded IOAs on DASD backplane with 2BC2 dual battery charger and carrier card for the embedded IOAs) read the following: When working the FRUs from the serviceable event or the failing item list here, the embedded storage adapter (failing item STORIOA) has two physical parts:

- The embedded storage adapter on the DASD backplane.
- The dual battery charger and carrier card. To determine which battery is connected to which embedded IOA use the bus number of the IOA with symbolic FRU CACHBAT.

- See symbolic FRU FEATCRD for the location code of the dual battery charger and carrier card if it is not listed in the serviceable event or if you are working the failing item list here.

Problem determination: Perform the following:

1. Display the Service Action Log entry for this SRC.
2. If the Failing Item indicates SVCDOCS, then continue with this step. Otherwise go to the next step. Do NOT replace the I/O adapter. This is a recoverable error.
 - LIC will automatically re-IPL the virtual I/O processor associated with the adapter. Other resources attached to the virtual I/O processor may need to be Varied On.
 - If the virtual I/O processor or adapter are not operational then use Hardware Service Manager to manually re-IPL the virtual I/O processor and Vary On attached resources.
 - If manually reIPL-ing the virtual I/O processor fails then contact your next level of support. This ends the procedure.
3. If the Failing Item indicates an I/O adapter, then contact your next level of support to replace the I/O adapter.

Failing Item:

- SVCDOCS
- STORIOA

2BE18300

Explanation: IOA hardware error or PCI bus error.

Response: If you are working with one of the card types below, the adapter has multiple physical parts. Choose the card type to identify the physical parts of the storage adapter.

Card type 2BE1 (feature RAID enablement card for embedded IOA) read the following: When working the FRUs from the serviceable event or the failing item list here, the embedded storage adapter (failing item STORIOA) has three physical parts:

- The embedded storage adapter on the I/O backplane.
- The RAID enablement card.
- The Battery charger and carrier card.
- See symbolic FRU FEATCRD for the location codes of the FRUs if they are not listed in the serviceable event or if you are working the failing item list here.

Card type 57CB (embedded IOA with 2BCF battery card for embedded IOA) read the following: When working the FRUs from the serviceable event or the failing item list here, the embedded storage adapter (failing item STORIOA) has two physical parts:

- The embedded storage adapter on the I/O backplane.

2BE18301 • 2BE18302

- The Battery charger and carrier card.
- See symbolic FRU FEATCRD for the location codes of the FRUs if they are not listed in the serviceable event or if you are working the failing item list here.

Card type 57CF (embedded IOAs on DASD backplane with 2BC2 dual battery charger and carrier card for the embedded IOAs) read the following: When working the FRUs from the serviceable event or the failing item list here, the embedded storage adapter (failing item STORIOA) has two physical parts:

- The embedded storage adapter on the DASD backplane.
- The dual battery charger and carrier card. To determine which battery is connected to which embedded IOA use the bus number of the IOA with symbolic FRU CACHBAT.
- See symbolic FRU FEATCRD for the location code of the dual battery charger and carrier card if it is not listed in the serviceable event or if you are working the failing item list here.

Failing Item:

- STORIOA
- ANYBRDG
- PTFSRCH

2BE18301

Explanation: Not valid condition in Licensed Internal Code.

Response: If you are working with one of the card types below, the adapter has multiple physical parts. Choose the card type to identify the physical parts of the storage adapter.

Card type 2BE1 (feature RAID enablement card for embedded IOA) read the following: When working the FRUs from the serviceable event or the failing item list here, the embedded storage adapter (failing item STORIOA) has three physical parts:

- The embedded storage adapter on the I/O backplane.
- The RAID enablement card.
- The Battery charger and carrier card.
- See symbolic FRU FEATCRD for the location codes of the FRUs if they are not listed in the serviceable event or if you are working the failing item list here.

Card type 57CB (embedded IOA with 2BCF battery card for embedded IOA) read the following: When working the FRUs from the serviceable event or the failing item list here, the embedded storage adapter (failing item STORIOA) has two physical parts:

- The embedded storage adapter on the I/O backplane.
- The Battery charger and carrier card.

- See symbolic FRU FEATCRD for the location codes of the FRUs if they are not listed in the serviceable event or if you are working the failing item list here.

Card type 57CF (embedded IOAs on DASD backplane with 2BC2 dual battery charger and carrier card for the embedded IOAs) read the following: When working the FRUs from the serviceable event or the failing item list here, the embedded storage adapter (failing item STORIOA) has two physical parts:

- The embedded storage adapter on the DASD backplane.
- The dual battery charger and carrier card. To determine which battery is connected to which embedded IOA use the bus number of the IOA with symbolic FRU CACHBAT.
- See symbolic FRU FEATCRD for the location code of the dual battery charger and carrier card if it is not listed in the serviceable event or if you are working the failing item list here.

Failing Item:

- PTFSRCH
- STORIOA

2BE18302

Explanation: Missing Licensed Internal Code.

Response: Ensure that the code necessary to support this I/O adapter is loaded.

If you are working with one of the card types below, the adapter has multiple physical parts. Choose the card type to identify the physical parts of the storage adapter.

Card type 2BE1 (feature RAID enablement card for embedded IOA) read the following: When working the FRUs from the serviceable event or the failing item list here, the embedded storage adapter (failing item STORIOA) has three physical parts:

- The embedded storage adapter on the I/O backplane.
- The RAID enablement card.
- The Battery charger and carrier card.
- See symbolic FRU FEATCRD for the location codes of the FRUs if they are not listed in the serviceable event or if you are working the failing item list here.

Card type 57CB (embedded IOA with 2BCF battery card for embedded IOA) read the following: When working the FRUs from the serviceable event or the failing item list here, the embedded storage adapter (failing item STORIOA) has two physical parts:

- The embedded storage adapter on the I/O backplane.
- The Battery charger and carrier card.

- See symbolic FRU FEATCRD for the location codes of the FRUs if they are not listed in the serviceable event or if you are working the failing item list here.

Card type 57CF (embedded IOAs on DASD backplane with 2BC2 dual battery charger and carrier card for the embedded IOAs) read the following: When working the FRUs from the serviceable event or the failing item list here, the embedded storage adapter (failing item STORIOA) has two physical parts:

- The embedded storage adapter on the DASD backplane.
- The dual battery charger and carrier card. To determine which battery is connected to which embedded IOA use the bus number of the IOA with symbolic FRU CACHBAT.
- See symbolic FRU FEATCRD for the location code of the dual battery charger and carrier card if it is not listed in the serviceable event or if you are working the failing item list here.

Failing Item:

- SVCDOCS
- STORIOA

2BE18400

Explanation: Licensed Internal Code error.

Failing Item:

- PTFSRCH

2BE18404

Explanation: System log entry only. No service action required.

2BE19000

Explanation: Device error.

Response: If you are working with one of the card types below, the adapter has multiple physical parts. Choose the card type to identify the physical parts of the storage adapter.

Card type 2BE1 (feature RAID enablement card for embedded IOA) read the following: When working the FRUs from the serviceable event or the failing item list here, the embedded storage adapter (failing item STORIOA) has three physical parts:

- The embedded storage adapter on the I/O backplane.
- The RAID enablement card.
- The Battery charger and carrier card.
- See symbolic FRU FEATCRD for the location codes of the FRUs if they are not listed in the serviceable event or if you are working the failing item list here.

Card type 57CB (embedded IOA with 2BCF battery card for embedded IOA) read the following: When working the FRUs from the serviceable event or the failing item list here, the embedded storage adapter (failing item STORIOA) has two physical parts:

- The embedded storage adapter on the I/O backplane.
- The Battery charger and carrier card.
- See symbolic FRU FEATCRD for the location codes of the FRUs if they are not listed in the serviceable event or if you are working the failing item list here.

Card type 57CF (embedded IOAs on DASD backplane with 2BC2 dual battery charger and carrier card for the embedded IOAs) read the following: When working the FRUs from the serviceable event or the failing item list here, the embedded storage adapter (failing item STORIOA) has two physical parts:

- The embedded storage adapter on the DASD backplane.
- The dual battery charger and carrier card. To determine which battery is connected to which embedded IOA use the bus number of the IOA with symbolic FRU CACHBAT.
- See symbolic FRU FEATCRD for the location code of the dual battery charger and carrier card if it is not listed in the serviceable event or if you are working the failing item list here.

Failing Item:

- FI01105
- STORIOA

2BE19001

Explanation: Device configuration error.

Failing Item:

- NEXTLVL

2BE19002

Explanation: Device error.

Failing Item:

- NEXTLVL

2BE19008

Explanation: I/O card does not support functions expected by devices.

Failing Item:

- SIP3130

2BE19010

Explanation: Cache data associated with attached devices cannot be found.

Failing Item:

- SIP3120

2BE19011

Explanation: Cache data belongs to devices other than those attached.

Failing Item:

- NEXTLVL

2BE19020

Explanation: Two or more disk units missing from RAID-5 or RAID-6 array.

Failing Item:

- SIP3111

2BE19021

Explanation: Two or more disk units missing from RAID-5 or RAID-6 array.

Failing Item:

- SIP3111

2BE19022

Explanation: Two or more disk units missing from RAID-5 or RAID-6 array.

Failing Item:

- SIP3111

2BE19023

Explanation: One or more array members not in required physical locations.

Failing Item:

- SIP3112

2BE19024

Explanation: Array member physical location conflicts with another array.

Failing Item:

- NEXTLVL

2BE19025

Explanation: Incompatible device.

Response: An incompatible device is at the physical

location of the device which is causing the array to be exposed.

Failing Item:

- SIP3110
- FI02112

2BE19026

Explanation: Disk unit not found at required physical location.

Response: A previously exposed disk unit in an array was not found at the required physical location.

Failing Item:

- NEXTLVL

2BE19027

Explanation: Array not functional due to parity out of synchronization.

Response: Array is or would become exposed and parity data is out of synchronization.

Failing Item:

- SIP3113

2BE19028

Explanation: Maximum number of functional arrays has been exceeded.

Response: Reduce the number of arrays on this I/O adapter. Either move all the devices in an array to another I/O adapter that supports arrays, or stop an array on this I/O adapter.

Failing Item:

- SVCDOCS

2BE19029

Explanation: Maximum number of functional array members has been exceeded.

Response: Contact your next level of support.

Failing Item:

- NEXTLVL

2BE19030

Explanation: Array no longer protected due to missing or failed disk unit.

Failing Item:

- SIP3110
- FI02112

2BE19031

Explanation: Automatic rebuild initiated for array.

Response: Either a previous rebuild was interrupted and was automatically restarted, or a hot spare disk unit was used to automatically rebuild the array. Look for other reference codes and take action on them.

2BE19032

Explanation: A disk unit in an array is missing or failed.

Response: The array is still protected, but the disk unit should be replaced.

Failing Item:

- SIP3110
- FI02112

2BE19040

Explanation: Re-synchronization of array parity was initiated.

Response: No action required.

2BE19041

Explanation: Background array parity check detected and corrected errors.

Response: Call your next level of support to report the problem.

Failing Item:

- NEXTLVL

2BE19042

Explanation: Background parity check corrected errors on disk unit.

Response: Call your next level of support to report the problem.

Failing Item:

- NEXTLVL

2BE19050

Explanation: Required cache data not found for one or more disk units.

Failing Item:

- SIP3131

2BE19051

Explanation: Cache data exists for one or more missing or failed devices.

Failing Item:

- SIP3132

2BE19052

Explanation: Cache data exists for one or more modified devices.

Response: Contact your next level of support.

Failing Item:

- NEXTLVL

2BE19054

Explanation: IOA resources not available due to previous problems.

Failing Item:

- SIP3121

2BE19055

Explanation: Write cache data is available for attached storage IOA.

Response: No service action required.

2BE19070

Explanation: System log entry only. No service action required.

2BE19071

Explanation: Link from IOA to auxiliary or remote IOA is operational.

Response: No service action required.

2BE19072

Explanation: Link from IOA to auxiliary or remote IOA is non-operational.

Response: No service action required.

2BE19073

Explanation: Multiple I/O adapters connected in a not valid configuration.

Failing Item:

- SIP4140
-

2BE19074

Explanation: Multiple I/O adapters connected in a not valid configuration.

Response: Multiple I/O adapters not capable of similar functions or controlling the same set of devices.

Failing Item:

- SIP4141
-

2BE19075

Explanation: Incomplete multipath connection between IOA and remote IOA.

Failing Item:

- SIP4149
-

2BE19076

Explanation: Missing auxiliary IOA or remote IOA.

Failing Item:

- SIP4147
-

2BE19081

Explanation: Device error.

Response: If you are working with one of the card types below, the adapter has multiple physical parts. Choose the card type to identify the physical parts of the storage adapter.

Card type 2BE1 (feature RAID enablement card for embedded IOA) read the following: When working the FRUs from the serviceable event or the failing item list here, the embedded storage adapter (failing item STORIOA) has three physical parts:

- The embedded storage adapter on the I/O backplane.
- The RAID enablement card.
- The Battery charger and carrier card.
- See symbolic FRU FEATCRD for the location codes of the FRUs if they are not listed in the serviceable event or if you are working the failing item list here.

Card type 57CB (embedded IOA with 2BCF battery card for embedded IOA) read the following: When working the FRUs from the serviceable event or the failing item list here, the embedded storage adapter (failing item STORIOA) has two physical parts:

- The embedded storage adapter on the I/O backplane.
- The Battery charger and carrier card.
- See symbolic FRU FEATCRD for the location codes of the FRUs if they are not listed in the serviceable event or if you are working the failing item list here.

Card type 57CF (embedded IOAs on DASD backplane with 2BC2 dual battery charger and carrier card for the embedded IOAs) read the following: When working the FRUs from the serviceable event or the failing item list here, the embedded storage adapter (failing item STORIOA) has two physical parts:

- The embedded storage adapter on the DASD backplane.
- The dual battery charger and carrier card. To determine which battery is connected to which embedded IOA use the bus number of the IOA with symbolic FRU CACHBAT.
- See symbolic FRU FEATCRD for the location code of the dual battery charger and carrier card if it is not listed in the serviceable event or if you are working the failing item list here.

Failing Item:

- FI01105
 - STORIOA
-

2BE19082

Explanation: Device error.

Response: If you are working with one of the card types below, the adapter has multiple physical parts. Choose the card type to identify the physical parts of the storage adapter.

Card type 2BE1 (feature RAID enablement card for embedded IOA) read the following: When working the FRUs from the serviceable event or the failing item list here, the embedded storage adapter (failing item STORIOA) has three physical parts:

- The embedded storage adapter on the I/O backplane.
- The RAID enablement card.
- The Battery charger and carrier card.
- See symbolic FRU FEATCRD for the location codes of the FRUs if they are not listed in the serviceable event or if you are working the failing item list here.

Card type 57CB (embedded IOA with 2BCF battery card for embedded IOA) read the following: When working the FRUs from the serviceable event or the failing item list here, the embedded storage adapter (failing item STORIOA) has two physical parts:

- The embedded storage adapter on the I/O backplane.
- The Battery charger and carrier card.
- See symbolic FRU FEATCRD for the location codes of the FRUs if they are not listed in the serviceable event or if you are working the failing item list here.

Card type 57CF (embedded IOAs on DASD backplane with 2BC2 dual battery charger and carrier card for the embedded IOAs) read the following: When working the FRUs from the serviceable event or the failing item

list here, the embedded storage adapter (failing item STORIOA) has two physical parts:

- The embedded storage adapter on the DASD backplane.
- The dual battery charger and carrier card. To determine which battery is connected to which embedded IOA use the bus number of the IOA with symbolic FRU CACHBAT.
- See symbolic FRU FEATCRD for the location code of the dual battery charger and carrier card if it is not listed in the serviceable event or if you are working the failing item list here.

Failing Item:

- FI01105
- STORIOA

2BE19083

Explanation: System log entry only. No service action required.

2BE19084

Explanation: System log entry only. No service action required.

2BE19090

Explanation: Disk unit has been modified after the last known status.

Response: Use Hardware Service Manager to re-IPL the virtual I/O processor that is associated with this I/O adapter. Other resources attached to the virtual I/O processor may then need to be Varied On.

If any reference codes are surfaced, use the new reference code to resolve the problem.

If you cannot resolve the problem, contact your next level of support.

Failing Item:

- SVCDOCS

2BE19091

Explanation: Incorrect hardware configuration change detected.

Response: Use Hardware Service Manager to re-IPL the virtual I/O processor that is associated with this I/O adapter. Other resources attached to the virtual I/O processor may then need to be Varied On.

If any reference codes are surfaced, use the new reference code to resolve the problem.

If you cannot resolve the problem, contact your next level of support.

Failing Item:

- SVCDOCS

2BE19092

Explanation: Disk unit requires initialization before use.

Failing Item:

- SIP3134

2BE19500

Explanation: Internal program error in driver code.

Failing Item:

- PTFSRCH

2BE19903

Explanation: Tape device information was logged. Informational event, no service required.

2BE1C000

Explanation: System log entry only. No service action required.

Response: No action is required. This reference code is logged for information only.

2BE1C402

Explanation: Licensed Internal Code error.

Response: Ask your next level of support for assistance.

Failing Item:

- PTFSRCH

2BE1FF3D

Explanation: I/O adapter detected a recoverable error.

Response: If you are working with one of the card types below, the adapter has multiple physical parts. Choose the card type to identify the physical parts of the storage adapter.

Card type 2BE1 (feature RAID enablement card for embedded IOA) read the following: When working the FRUs from the serviceable event or the failing item list here, the embedded storage adapter (failing item STORIOA) has three physical parts:

- The embedded storage adapter on the I/O backplane.
- The RAID enablement card.
- The Battery charger and carrier card.
- See symbolic FRU FEATCRD for the location codes of the FRUs if they are not listed in the serviceable event or if you are working the failing item list here.

2BF3A001 • 2C4DB9B0

Card type 57CB (embedded IOA with 2BCF battery card for embedded IOA) read the following: When working the FRUs from the serviceable event or the failing item list here, the embedded storage adapter (failing item STORIOA) has two physical parts:

- The embedded storage adapter on the I/O backplane.
- The Battery charger and carrier card.
- See symbolic FRU FEATCRD for the location codes of the FRUs if they are not listed in the serviceable event or if you are working the failing item list here.

Card type 57CF (embedded IOAs on DASD backplane with 2BC2 dual battery charger and carrier card for the embedded IOAs) read the following: When working the FRUs from the serviceable event or the failing item

list here, the embedded storage adapter (failing item STORIOA) has two physical parts:

- The embedded storage adapter on the DASD backplane.
- The dual battery charger and carrier card. To determine which battery is connected to which embedded IOA use the bus number of the IOA with symbolic FRU CACHBAT.
- See symbolic FRU FEATCRD for the location code of the dual battery charger and carrier card if it is not listed in the serviceable event or if you are working the failing item list here.

Failing Item:

- STORIOA
- ANYBRDG

(2BF3) Reference codes

2BF3A001

Explanation: I/O adapter Licensed Internal Code error detected.

Failing Item:

- AJDG301

Explanation: I/O adapter hardware error detected.

Failing Item:

- IOA
- AJDG301

2BF3B9B0

(2BF4) Reference codes

2BF4A001

Explanation: I/O adapter Licensed Internal Code error detected.

Failing Item:

- AJDG301

Explanation: I/O adapter hardware error detected.

Failing Item:

- IOA
- AJDG301

2BF4B9B0

(2C4C) Reference codes

2C4CA001

Explanation: I/O adapter Licensed Internal Code error detected.

Failing Item:

- AJDG301

Explanation: I/O adapter hardware error detected.

Failing Item:

- IOA
- AJDG301

2C4CB9B0

(2C4D) Reference codes

2C4DA001

Explanation: I/O adapter Licensed Internal Code error detected.

Failing Item:

- AJDG301

2C4DB9B0

Explanation: I/O adapter hardware error detected.

Failing Item:

- IOA
- AJDG301

(2CE3) Reference codes

2CE3A001

Explanation: I/O adapter Licensed Internal Code error detected.

Failing Item:

- AJDG301

2CE3A6F6

Explanation: I/O adapter Licensed Internal Code

could not be updated. No service is required. This SRC is logged as informational.

2CE3B9B0

Explanation: I/O adapter hardware error detected.

Failing Item:

- IOA
- AJDG301

(2CE4) Reference codes

2CE4A001

Explanation: I/O adapter Licensed Internal Code error detected.

Failing Item:

- AJDG301

2CE4A6F6

Explanation: I/O adapter Licensed Internal Code

could not be updated. No service is required. This SRC is logged as informational.

2CE4B9B0

Explanation: I/O adapter hardware error detected.

Failing Item:

- IOA
- AJDG301

(2CEC) Reference codes

2CECA001

Explanation: I/O adapter Licensed Internal Code error detected.

Failing Item:

- AJDG301

2CECA6F6

Explanation: I/O adapter Licensed Internal Code

could not be updated. No service is required. This SRC is logged as informational.

2CECB9B0

Explanation: I/O adapter hardware error detected.

Failing Item:

- IOA
- AJDG301

(3494) Reference codes

A tape or tape library device failure occurred.

Note: Use this table to handle reference codes that might be displayed during a type D IPL to install the operating system. If you are not performing a type D IPL of the operating system, consult any error logs that you find in the serviceable event view. If you cannot locate an error log in the serviceable event view that corresponds with the failure, run a verification test for the tape unit.

1. Verify that the device has power.
2. Check the 3494 Library Manager console for error indications. Refer to the 3494 service information to resolve any error indications.
3. Attempt the failing operation again.
4. Does the operation complete successfully?

Yes: The problem has been corrected. **This ends the procedure.**

No: Look at the 4 rightmost characters of the Data display for Function 11, which represents the unit reference code. Find the unit reference code in the following table.

34942301

Explanation: Library device failure.

Response: Library attachment facility equipment check.

Use the 3494 Tape Library Dataserver Maintenance Information and follow the procedures for analyzing a "LIBRARY PROBLEM - NO ERROR MESSAGE."

Failing Item:

- LIB3494
-

34942303

Explanation: Library device failure.

Response: Device control unit and library manager Licensed Internal Code are incompatible.

Use the 3494 Tape Library Dataserver Maintenance Information and follow the procedures for analyzing a "LIBRARY PROBLEM - NO ERROR MESSAGE."

Failing Item:

- LIB3494
-

34942306

Explanation: Library device failure.

Response: Library vision failure.

Use the 3494 Tape Library Dataserver Maintenance Information and follow the procedures for analyzing a "LIBRARY PROBLEM - NO ERROR MESSAGE."

Failing Item:

- LIB3494
-

34942307

Explanation: Library device failure.

Response: Library vision failure.

Use the 3494 Tape Library Dataserver Maintenance Information and follow the procedures for analyzing a "LIBRARY PROBLEM - NO ERROR MESSAGE."

Failing Item:

- LIB3494
-

34942308

Explanation: Library device failure.

Response: Library manager equipment check.

Use the 3494 Tape Library Dataserver Maintenance

Information and follow the procedures for analyzing a "LIBRARY MANAGER HARDWARE PROBLEM".

Failing Item:

- LIB3494
-

34942309

Explanation: Library device failure.

Response: Library equipment check.

Use the 3494 Tape Library Dataserver Maintenance Information and follow the procedures for analyzing a "LIBRARY PROBLEM - NO ERROR MESSAGE."

Failing Item:

- LIB3494
-

34942310

Explanation: Library device requires operator intervention.

Response: Put the library into pause mode and perform the intervention indicated on the library manager console.

34942311

Explanation: Library device requires operator intervention.

Response: Put the library into pause mode and perform the intervention indicated on the library manager console.

34942319

Explanation: Tape unit failure.

Response: Use the tape unit service information to analyze the failure.

Failing Item:

- FI00851
-

34942321

Explanation: Library enclosure environmental alert was detected.

Response: Use the 3494 Tape Library Dataserver Maintenance Information and follow the procedures for analyzing a "LIBRARY PROBLEM - NO ERROR MESSAGE."

Failing Item:

- LIB3494

(3580) Reference codes

A tape or tape library device failure occurred.

Note: Use this table to handle reference codes that might be displayed during a type D IPL to install the operating system. If you are not performing a type D IPL of the operating system, consult any error logs found in the serviceable event view. If you cannot locate an error log in the serviceable event view that corresponds with the failure, run a verification test for the tape unit.

1. Verify that the device has power.
2. Check the device for any error indications. Refer to the device service information to resolve any error indications.
3. Clean the recording head in the tape device.
4. Attempt the failing operation again. Does the operation complete successfully?

Yes: You have corrected the problem. **This ends the procedure.**

No: Look at the 8 rightmost characters of the Data display for Function 11, which represent the reference code. Find the reference code in the following list.

35803000

Explanation: I/O adapter hardware error detected.

Failing Item:

- FI01112

- An unsupported device type or model is attached.

Failing Item:

- TAPCNFG
- FI00871
- PTFSRCH

35803202

Explanation: Tape unit configuration error.

Response: Before exchanging any parts, verify that the following condition is not present:

- The attached device type or model is only supported on an I/O adapter that is attached to an I/O processor.

Failing Item:

- TAPCNFG
- FI00871

35809100

Explanation: Interface error detected by system or by tape unit.

Response: If the attached device is an external device, do the following before exchanging any parts:

1. Ensure that the signal cable is seated correctly, and that there are no bent or damaged pins on the cable.
2. For a SCSI attached device ensure that a terminating plug is attached to the device end of the cable.

35803400

Explanation: Device error has occurred.

Failing Item:

- FI00872
- DEVTERM
- FI00871
- FI01103
- FI01106

If the attached tape device is owned by a Virtual I/O Server partition refer to Troubleshooting the Virtual I/O Server to determine the parts to replace.

Failing Item:

- FI00871
- FI01112
- FI00872
- DEVTERM

35809020

Explanation: Tape unit configuration error.

Response: Before exchanging any parts, verify that the following conditions are not present:

- Tape and DASD devices attached to an I/O Processor that does not support Tape and Dasd devices at the same time.

35809101

Explanation: Fibre Channel interface error detected.

Response: If the attached device is an external device, do the following before exchanging any parts:

1. Ensure that the Fibre Channel cable is correctly connected to the ports.
2. Clean the Fibre Channel connectors.

3. If there is a switch or hub attached, verify that it is operational.
4. If there is a gateway device attached, refer to the gateway device service documentation for additional problem analysis procedures.
5. refer to the tape device service documentation for additional problem analysis procedures.

If the attached tape device is owned by a Virtual I/O Server partition refer to Troubleshooting the Virtual I/O Server to determine the parts to replace.

Failing Item:

- FCIOA
- FCDEV
- FCCABLE

35809102

Explanation: Gateway device detected a SCSI interface error.

Response: Use the gateway device service documentation to analyze the problem.

Failing Item:

- FI00871
- FCGATE
- FI00872
- DEVTERM

35809103

Explanation: Interface error detected by system or by tape unit.

Response: If the attached device is an external tape device, do the following before exchanging any parts:

1. Ensure that the SAS cable is correctly connected to the ports.
2. Ensure that the device has power.

If the attached tape device is owned by a Virtual I/O Server partition refer to Troubleshooting the Virtual I/O Server to determine the parts to replace.

Failing Item:

- FI00871
- FI01112
- SASCABL

35809104

Explanation: Interface error detected by system or by tape unit.

Response: If the attached device is an external tape device, do the following before exchanging any parts:

1. Ensure that the USB cable is correctly connected to the ports.
2. Ensure that the device has power.

If the attached tape device is owned by a Virtual I/O Server partition refer to Troubleshooting the Virtual I/O Server to determine the parts to replace.

Failing Item:

- USB_DEV
- USB_IOA
- USB_CBL

35809200

Explanation: Tape unit is not responding.

Response: If the attached device is an external device, do the following before exchanging any parts:

1. Ensure that the device is powered on.
2. Ensure that the signal cable is seated correctly, and that there are no bent or damaged pins on the cable.
3. For a SCSI attached device ensure that a terminating plug is attached to the device end of the SCSI cable.

If the attached tape device is owned by a Virtual I/O Server partition refer to Troubleshooting the Virtual I/O Server to determine the parts to replace.

Failing Item:

- FI00871
- FI01112
- FI00872
- DEVTERM

35809201

Explanation: Tape unit command timeout.

Response: If the attached device is an external device, do the following before exchanging any parts:

1. Ensure that the device is powered on.
2. If an interposer is required, make sure that it is connected between the I/O processor and the SCSI cable.
3. Ensure that the signal cable is seated correctly, and that there are no bent or damaged pins on the SCSI cable.
4. Ensure that a terminating plug is attached to the device end of the SCSI cable.
5. If the attached tape device is owned by a Virtual I/O Server partition it may be necessary to reset the virtual IOP to recover from the error.

Failing Item:

- FI00871
- FI01112

- FI00872
- DEVTERM
- MEDIA

35809202

Explanation: Tape unit failed after Licensed Internal Code was loaded.

Response: If the attached device is an external device, do the following before exchanging any parts:

1. Ensure that the device is powered on.
2. If an interposer is required, make sure that it is connected between the I/O processor and the SCSI cable.
3. Ensure that the SCSI cable is seated correctly, and that there are no bent or damaged pins on the SCSI cable.
4. Ensure that a terminating plug is attached to the device end of the SCSI cable.

Failing Item:

- FI00871
- FI01112
- FI00872
- DEVTERM

35809210

Explanation: Illegal or unsupported tape unit response.

Failing Item:

- FI00871
- FI01112
- PTFSRCH

35809211

Explanation: Gateway device detected a bus protocol error.

Response: Use the gateway device service documentation to analyze the problem.

Failing Item:

- FCGATE
- FCIOA
- FI00871
- ANYFC
- FCCABLE
- FI00872
- DEVTERM

35809220

Explanation: Hardware configuration change detected.

Response: The tape device or tape library device has reported a configuration change that requires the I/O processor to be reset. Reset the I/O processor before using the device.

35809221

Explanation: I/O path change occurred.

Response: No action required. This reference code is logged for information only.

35809300

Explanation: Tape unit failure.

Failing Item:

- FI00871

35809301

Explanation: Tape device failure, redundancy lost.

Response: The tape unit detected a hardware failure that does not prevent the tape unit from completing the current operation.

Failing Item:

- FI00871

35809302

Explanation: Tape device failure or media error.

Response: The tape unit detected a failure that may be caused by a hardware failure or a media error.

Refer to the tape unit service information for possible information on diagnostic tests that can be run to isolate between hardware and media failures.

Failing Item:

- MEDIA
- FI00871

35809303

Explanation: Gateway device failure.

Response: Use the gateway device service documentation to analyze the problem.

Failing Item:

- FCGATE
-

35809304

Explanation: Tape unit failure.

Response: Before exchanging any parts, do the following:

1. Ensure that the EKM/TKLM server is operational and properly configured.
2. Ensure that the mounted cartridge is in the EKM/TKLM server database.

Failing Item:

- USER
 - FI00871
-

35809310

Explanation: Licensed Internal Code for the tape unit is not correct.

Failing Item:

- PTFSRCH
 - FI00871
-

35809320

Explanation: Tape device Licensed Internal Code failure.

Failing Item:

- FI00130
 - FI00871
-

35809321

Explanation: Gateway device Licensed Internal Code error.

Response: Use the gateway device service documentation to analyze the problem.

Failing Item:

- FCCODE
-

35809350

Explanation: Tape unit detected a read or write error on tape medium.

Response: A permanent read or write error occurred. Clean the tape unit and retry the operation.

If cleaning the tape unit does not correct the problem, exchange the tape media.

Failing Item:

- MEDIA
 - TAPCLN
 - FI00871
-

35809351

Explanation: Tape with excessive error rate was mounted in tape device.

Response: The tape unit detected that the mounted tape cartridge has a history of excessive read and write errors. It is recommended that you exchange the tape cartridge.

Failing Item:

- MEDIA
 - TAPCLN
 - FI00871
-

35809355

Explanation: The data format is incorrect; the tape cannot be read.

Response: The tape unit has detected that the data format on the tape media is not supported or that the tape media is defective. Do the following before exchanging any parts:

1. Initialize the tape to a different format.
2. Clean the tape unit.

If the operation continues to fail, use a different tape cartridge.

Failing Item:

- USER
 - MEDIA
 - TAPCLN
 - FI00871
-

35809500

Explanation: Licensed Internal Code error.

Response: If the system is operational, perform a dump of the I/O processor data.

Failing Item:

- PTFSRCH
-

35809501

Explanation: Licensed Internal Code error.

Failing Item:

- PTFSRCH
-

35809800

Explanation: System successfully recovered from temporary I/O error.

Response: No action required. This reference code is logged for information only.

35809801

Explanation: System successfully recovered from temporary I/O error.

Response: No action required. This reference code is logged for information only.

35809802

Explanation: System successfully recovered from temporary I/O error.

Response: No action required. This reference code is logged for information only.

35809803

Explanation: System successfully recovered from temporary I/O error.

Response: No action required. This reference code is logged for information only.

35809804

Explanation: System successfully recovered from temporary I/O error.

Response: No action required. This reference code is logged for information only.

35809805

Explanation: System successfully recovered from temporary I/O error.

Response: No action required. This reference code is logged for information only.

35809806

Explanation: System successfully recovered from temporary I/O error.

Response: No action required. This reference code is logged for information only.

35809810

Explanation: Problem analysis has determined a part should be replaced.

Response: This reference code is used for ending Online Problem Analysis with a list of failing items. (Information Only.)

(3592) Reference codes

A tape or tape library device failure occurred.

35809899

Explanation: Problem analysis completed, the problem has been corrected.

Response: This reference code is used for ending Online Problem Analysis when no problem was found or the problem was corrected.

35809900

Explanation: Licensed Internal Code for tape unit was not upgraded.

Response: The I/O processor loading of Licensed Internal Code (LIC) to the programmable tape unit was not completed.

The tape unit will continue to operate with the previous LIC. You may do either of the following:

- Wait for next IPL when the system will attempt to load the LIC for the tape drive again.
- Perform TUIP04 to reset the IOP and the tape unit. When the IOP is reset, if the device has the wrong level of LIC, the IOP will attempt to load the new LIC.

Failing Item:

- USER
-

35809901

Explanation: Tape performance statistics logged.

Response: No action required. This reference code is logged for information only.

35809902

Explanation: An IOP dump was initiated.

Response: No action required.

35809903

Explanation: Tape device information logged.

Response: No action required. This reference code is logged for information only.

3580FFF6

Explanation: Tape volume statistics logged (no action required).

Note: Use this table to handle reference codes that might be displayed during a type D IPL to install the operating system. If you are not performing a type D IPL of the operating system, consult any error logs found in the serviceable event view. If you cannot locate an error log in the serviceable event view that corresponds with the failure, run a verification test for the tape unit.

1. Verify that the device has power.
2. Check the device for any error indications. Refer to the device service information to resolve any error indications.
3. Clean the recording head in the tape device.
4. Attempt the failing operation again. Does the operation complete successfully?

Yes: You have corrected the problem. **This ends the procedure.**

No: Look at the 8 rightmost characters of the Data display for Function 11, which represent the reference code. Find the reference code in the following list.

35923000

Explanation: I/O adapter hardware error detected.

Failing Item:

- FI01112

35923202

Explanation: Tape unit configuration error.

Response: Before exchanging any parts, verify that the following condition is not present:

- The attached device type or model is only supported on an I/O adapter that is attached to an I/O processor.

Failing Item:

- TAPCNFG
- FI00871

35923400

Explanation: Device error has occurred.

Failing Item:

- FI00872
- DEVTERM
- FI00871
- FI01103
- FI01106

35929020

Explanation: Tape unit configuration error.

Response: Before exchanging any parts, verify that the following conditions are not present:

- Tape and DASD devices attached to an I/O Processor that does not support Tape and Dasd devices at the same time.
- An unsupported device type or model is attached.

Failing Item:

- TAPCNFG

- FI00871
- PTFSRCH

35929100

Explanation: Interface error detected by system or by tape unit.

Response: If the attached device is an external device, do the following before exchanging any parts:

1. Ensure that the signal cable is seated correctly, and that there are no bent or damaged pins on the cable.
2. For a SCSI attached device ensure that a terminating plug is attached to the device end of the cable.

If the attached tape device is owned by a Virtual I/O Server partition refer to Troubleshooting the Virtual I/O Server to determine the parts to replace.

Failing Item:

- FI00871
- FI01112
- FI00872
- DEVTERM

35929101

Explanation: Fibre Channel interface error detected.

Response: If the attached device is an external device, do the following before exchanging any parts:

1. Ensure that the Fibre Channel cable is correctly connected to the ports.
2. Clean the Fibre Channel connectors.
3. If there is a switch or hub attached, verify that it is operational.
4. If there is a gateway device attached, refer to the gateway device service documentation for additional problem analysis procedures.
5. refer to the tape device service documentation for additional problem analysis procedures.

If the attached tape device is owned by a Virtual I/O Server partition refer to Troubleshooting the Virtual I/O Server to determine the parts to replace.

Failing Item:

- FCIOA
- FCDEV
- FCCABLE

35929102

Explanation: Gateway device detected a SCSI interface error.

Response: Use the gateway device service documentation to analyze the problem.

Failing Item:

- FI00871
- FCGATE
- FI00872
- DEVTERM

35929103

Explanation: Interface error detected by system or by tape unit.

Response: If the attached device is an external tape device, do the following before exchanging any parts:

1. Ensure that the SAS cable is correctly connected to the ports.
2. Ensure that the device has power.

If the attached tape device is owned by a Virtual I/O Server partition refer to Troubleshooting the Virtual I/O Server to determine the parts to replace.

Failing Item:

- FI00871
- FI01112
- SASCABL

35929104

Explanation: Interface error detected by system or by tape unit.

Response: If the attached device is an external tape device, do the following before exchanging any parts:

1. Ensure that the USB cable is correctly connected to the ports.
2. Ensure that the device has power.

If the attached tape device is owned by a Virtual I/O Server partition refer to Troubleshooting the Virtual I/O Server to determine the parts to replace.

Failing Item:

- USB_DEV

- USB_IOA
- USB_CBL

35929200

Explanation: Tape unit is not responding.

Response: If the attached device is an external device, do the following before exchanging any parts:

1. Ensure that the device is powered on.
2. Ensure that the signal cable is seated correctly, and that there are no bent or damaged pins on the cable.
3. For a SCSI attached device ensure that a terminating plug is attached to the device end of the SCSI cable.

If the attached tape device is owned by a Virtual I/O Server partition refer to Troubleshooting the Virtual I/O Server to determine the parts to replace.

Failing Item:

- FI00871
- FI01112
- FI00872
- DEVTERM

35929201

Explanation: Tape unit command timeout.

Response: If the attached device is an external device, do the following before exchanging any parts:

1. Ensure that the device is powered on.
2. If an interposer is required, make sure that it is connected between the I/O processor and the SCSI cable.
3. Ensure that the signal cable is seated correctly, and that there are no bent or damaged pins on the SCSI cable.
4. Ensure that a terminating plug is attached to the device end of the SCSI cable.
5. If the attached tape device is owned by a Virtual I/O Server partition it may be necessary to reset the virtual IOP to recover from the error.

Failing Item:

- FI00871
- FI01112
- FI00872
- DEVTERM
- MEDIA

35929202

Explanation: Tape unit failed after Licensed Internal Code was loaded.

Response: If the attached device is an external device,

do the following before exchanging any parts:

1. Ensure that the device is powered on.
2. If an interposer is required, make sure that it is connected between the I/O processor and the SCSI cable.
3. Ensure that the SCSI cable is seated correctly, and that there are no bent or damaged pins on the SCSI cable.
4. Ensure that a terminating plug is attached to the device end of the SCSI cable.

Failing Item:

- FI00871
- FI01112
- FI00872
- DEVTERM

35929210

Explanation: Illegal or unsupported tape unit response.

Failing Item:

- FI00871
- FI01112
- PTFSRCH

35929211

Explanation: Gateway device detected a bus protocol error.

Response: Use the gateway device service documentation to analyze the problem.

Failing Item:

- FCGATE
- FCIOA
- FI00871
- ANYFC
- FCCABLE
- FI00872
- DEVTERM

35929220

Explanation: Hardware configuration change detected.

Response: The tape device or tape library device has reported a configuration change that requires the I/O processor to be reset. Reset the I/O processor before using the device.

35929221

Explanation: I/O path change occurred.

Response: No action required. This reference code is logged for information only.

35929300

Explanation: Tape unit failure.

Failing Item:

- FI00871

35929301

Explanation: Tape device failure, redundancy lost.

Response: The tape unit detected a hardware failure that does not prevent the tape unit from completing the current operation.

Failing Item:

- FI00871

35929302

Explanation: Tape device failure or media error.

Response: The tape unit detected a failure that may be caused by a hardware failure or a media error.

Refer to the tape unit service information for possible information on diagnostic tests that can be run to isolate between hardware and media failures.

Failing Item:

- MEDIA
- FI00871

35929303

Explanation: Gateway device failure.

Response: Use the gateway device service documentation to analyze the problem.

Failing Item:

- FCGATE

35929304

Explanation: Tape unit failure.

Response: Before exchanging any parts, do the following:

1. Ensure that the EKM/TKLM server is operational and properly configured.
2. Ensure that the mounted cartridge is in the EKM/TKLM server database.

Failing Item:

- USER

- FI00871

35929310

Explanation: Licensed Internal Code for the tape unit is not correct.

Failing Item:

- PTFSRCH
- FI00871

35929320

Explanation: Tape device Licensed Internal Code failure.

Failing Item:

- FI00130
- FI00871

35929321

Explanation: Gateway device Licensed Internal Code error.

Response: Use the gateway device service documentation to analyze the problem.

Failing Item:

- FCCODE

35929350

Explanation: Tape unit detected a read or write error on tape medium.

Response: A permanent read or write error occurred. Clean the tape unit and retry the operation.

If cleaning the tape unit does not correct the problem, exchange the tape media.

Failing Item:

- MEDIA
- TAPCLN
- FI00871

35929351

Explanation: Tape with excessive error rate was mounted in tape device.

Response: The tape unit detected that the mounted tape cartridge has a history of excessive read and write errors. It is recommended that you exchange the tape cartridge.

Failing Item:

- MEDIA
- TAPCLN
- FI00871

35929355

Explanation: The data format is incorrect; the tape cannot be read.

Response: The tape unit has detected that the data format on the tape media is not supported or that the tape media is defective. Do the following before exchanging any parts:

1. Initialize the tape to a different format.
2. Clean the tape unit.

If the operation continues to fail, use a different tape cartridge.

Failing Item:

- USER
- MEDIA
- TAPCLN
- FI00871

35929500

Explanation: Licensed Internal Code error.

Response: If the system is operational, perform a dump of the I/O processor data.

Failing Item:

- PTFSRCH

35929501

Explanation: Licensed Internal Code error.

Failing Item:

- PTFSRCH

35929800

Explanation: System successfully recovered from temporary I/O error.

Response: No action required. This reference code is logged for information only.

35929801

Explanation: System successfully recovered from temporary I/O error.

Response: No action required. This reference code is logged for information only.

35929802

Explanation: System successfully recovered from temporary I/O error.

Response: No action required. This reference code is logged for information only.

35929803

Explanation: System successfully recovered from temporary I/O error.

Response: No action required. This reference code is logged for information only.

35929804

Explanation: System successfully recovered from temporary I/O error.

Response: No action required. This reference code is logged for information only.

35929805

Explanation: System successfully recovered from temporary I/O error.

Response: No action required. This reference code is logged for information only.

35929806

Explanation: System successfully recovered from temporary I/O error.

Response: No action required. This reference code is logged for information only.

35929810

Explanation: Problem analysis has determined a part should be replaced.

Response: This reference code is used for ending Online Problem Analysis with a list of failing items. (Information Only.)

35929899

Explanation: Problem analysis completed, the problem has been corrected.

Response: This reference code is used for ending Online Problem Analysis when no problem was found

(4320) Reference codes

4320102E

Explanation: Out of alternate sectors for disk storage.

Failing Item:

- DISKDRV

43203002

Explanation: Addressed device failed to respond to selection.

Failing Item:

or the problem was corrected.

35929900

Explanation: Licensed Internal Code for tape unit was not upgraded.

Response: The I/O processor loading of Licensed Internal Code (LIC) to the programmable tape unit was not completed.

The tape unit will continue to operate with the previous LIC. You may do either of the following:

- Wait for next IPL when the system will attempt to load the LIC for the tape drive again.
- Perform TUPIP04 to reset the IOP and the tape unit. When the IOP is reset, if the device has the wrong level of LIC, the IOP will attempt to load the new LIC.

Failing Item:

- USER

35929901

Explanation: Tape performance statistics logged.

Response: No action required. This reference code is logged for information only.

35929902

Explanation: An IOP dump was initiated.

Response: No action required.

35929903

Explanation: Tape device information logged.

Response: No action required. This reference code is logged for information only.

3592FFF6

Explanation: Tape volume statistics logged (no action required).

- DISKDRV
- STORIOA
- BACKPLN
- FI01106
- FI01140

43203010

Explanation: Disk device returned wrong response to IOA.

Failing Item:

- DISKDRV
- STORIOA
- FI01140
- FI01141

43203020

Explanation: Storage subsystem configuration error.

Response: If an MES is being installed, verify the configuration.

Failing Item:

- DISKDRV
- FI01106
- STORIOA
- FI01140

43203029

Explanation: A device replacement has occurred.

Response: No action required. This reference code is logged for information only.

43203100

Explanation: Tape/optical or disk bus interface error occurred.

Failing Item:

- DSKIP03
- DISKDRV
- STORIOA
- FI01106
- FI01140

43203109

Explanation: IOA timed out a disk command.

Failing Item:

- DISKDRV
- STORIOA
- FI01106
- FI01140

43203110

Explanation: Disk bus interface error occurred.

Failing Item:

- DSKIP03
- STORIOA
- DISKDRV
- FI01106
- FI01140

43203130

Explanation: Device Licensed Internal Code.

Response: The device is not supported with the level of code currently on the system. Contact your next level of support.

Failing Item:

- SVCDOCS

43203131

Explanation: Device or IOA Licensed Internal Code.

Response: The device does not support a needed attribute and is running with degraded performance. Contact your next level of support.

Failing Item:

- SVCDOCS

43207000

Explanation: Recoverable disk sector read error.

Response: No action required. This reference code is logged for information only.

If this reference code appears in a serviceable event view then service is required, work the failing items list. Otherwise this event can be ignored.

Failing Item:

- DISKDRV

43207001

Explanation: Temporary disk data error.

Response: If this event appears in a serviceable event view, work with the failing item list found there. If this event does not appear in a serviceable event view, no service action is required.

Failing Item:

- DISKDRV

43207003

Explanation: Device format error.

Response: If the disk has not been formatted by the system, initialize and format the disk. See Work with disk unit recovery.

43207004

Explanation: System log entry only. No service action required.

432070DD

Explanation: System log entry only, no service action required.

4320FFF2

Explanation: Disk motor problem.

Failing Item:

- DISKDRV

4320FFF3

Explanation: Disk media format not valid.

Failing Item:

- DISKDRV

4320FFF4

Explanation: Disk device problem.

Failing Item:

- DISKDRV
- STORIOA

4320FFF5

Explanation: Disk sector read error.

Response: If this event appears in a serviceable event view, work with the failing item list found there. If this event does not appear in a serviceable event view, no service action is required.

Failing Item:

- DISKDRV

4320FFF6

Explanation: Disk device detected recoverable error.

Response: If this event appears in a serviceable event view, work with the failing item list found there. If this event does not appear in a serviceable event view, no service action is required.

Failing Item:

- DISKDRV

4320FFF7

Explanation: Temporary disk data error.

Response: No action required. This reference code is logged for information only.

If this reference code appears in a serviceable event view then service is required, work the failing items list. Otherwise this event can be ignored.

Failing Item:

- DISKDRV

4320FFF8

Explanation: Temporary disk data error.

Response: If this event appears in a serviceable event view, work with the failing item list found there. If this event does not appear in a serviceable event view, no service action is required.

Failing Item:

- DISKDRV

4320FFF9

Explanation: Temporary disk data error.

Response: If this event appears in a serviceable event view, work with the failing item list found there. If this event does not appear in a serviceable event view, no service action is required.

Failing Item:

- DISKDRV

4320FFFA

Explanation: Temporary disk bus error.

Response: If this event appears in a serviceable event view, work with the failing item list found there. If this event does not appear in a serviceable event view, no service action is required.

Failing Item:

- DISKDRV
- STORIOA
- FI01140
- FI01141
- BACKPLN

4320FFFB

Explanation: SCSI bus reset occurred.

Response: No action required. This reference code is logged for information only.

4320FFFE

Explanation: Temporary disk bus error.

Response: If this event appears in a serviceable event view, work with the failing item list found there. If this event does not appear in a serviceable event view, no service action is required.

Failing Item:

- DISKDRV
- STORIOA
- FI01106

- FI01140

(4322) Reference codes

4322102E

Explanation: Out of alternate sectors for disk storage.

Failing Item:

- DISKDRV
-

43223002

Explanation: Addressed device failed to respond to selection.

Failing Item:

- DISKDRV
 - STORIOA
 - BACKPLN
 - FI01106
 - FI01140
-

43223010

Explanation: Disk device returned wrong response to IOA.

Failing Item:

- DISKDRV
 - STORIOA
 - FI01140
 - FI01141
-

43223020

Explanation: Storage subsystem configuration error.

Response: If an MES is being installed, verify the configuration.

Failing Item:

- DISKDRV
 - FI01106
 - STORIOA
 - FI01140
-

43223029

Explanation: A device replacement has occurred.

Response: No action required. This reference code is logged for information only.

43223100

Explanation: Tape/optical or disk bus interface error occurred.

Failing Item:

- DSKIP03
 - DISKDRV
 - STORIOA
 - FI01106
 - FI01140
-

43223109

Explanation: IOA timed out a disk command.

Failing Item:

- DISKDRV
 - STORIOA
 - FI01106
 - FI01140
-

43223110

Explanation: Disk bus interface error occurred.

Failing Item:

- DSKIP03
 - STORIOA
 - DISKDRV
 - FI01106
 - FI01140
-

43223130

Explanation: Device Licensed Internal Code.

Response: The device is not supported with the level of code currently on the system. Contact your next level of support.

Failing Item:

- SVCDOCS
-

43223131

Explanation: Device or IOA Licensed Internal Code.

Response: The device does not support a needed attribute and is running with degraded performance. Contact your next level of support.

Failing Item:

- SVCDOCS
-

43227000

Explanation: Recoverable disk sector read error.

Response: No action required. This reference code is logged for information only.

43227001 • 4322FFF9

If this reference code appears in a serviceable event view then service is required, work the failing items list. Otherwise this event can be ignored.

Failing Item:

- DISKDRV
-

43227001

Explanation: Temporary disk data error.

Response: If this event appears in a serviceable event view, work with the failing item list found there. If this event does not appear in a serviceable event view, no service action is required.

Failing Item:

- DISKDRV
-

43227003

Explanation: Device format error.

Response: If the disk has not been formatted by the system, initialize and format the disk. See Work with disk unit recovery.

43227004

Explanation: System log entry only. No service action required.

432270DD

Explanation: System log entry only, no service action required.

4322FFF2

Explanation: Disk motor problem.

Failing Item:

- DISKDRV
-

4322FFF3

Explanation: Disk media format not valid.

Failing Item:

- DISKDRV
-

4322FFF4

Explanation: Disk device problem.

Failing Item:

- DISKDRV
 - STORIOA
-

4322FFF5

Explanation: Disk sector read error.

Response: If this event appears in a serviceable event view, work with the failing item list found there. If this event does not appear in a serviceable event view, no service action is required.

Failing Item:

- DISKDRV
-

4322FFF6

Explanation: Disk device detected recoverable error.

Response: If this event appears in a serviceable event view, work with the failing item list found there. If this event does not appear in a serviceable event view, no service action is required.

Failing Item:

- DISKDRV
-

4322FFF7

Explanation: Temporary disk data error.

Response: No action required. This reference code is logged for information only.

If this reference code appears in a serviceable event view then service is required, work the failing items list. Otherwise this event can be ignored.

Failing Item:

- DISKDRV
-

4322FFF8

Explanation: Temporary disk data error.

Response: If this event appears in a serviceable event view, work with the failing item list found there. If this event does not appear in a serviceable event view, no service action is required.

Failing Item:

- DISKDRV
-

4322FFF9

Explanation: Temporary disk data error.

Response: If this event appears in a serviceable event view, work with the failing item list found there. If this event does not appear in a serviceable event view, no service action is required.

Failing Item:

- DISKDRV
-

4322FFFA

Explanation: Temporary disk bus error.

Response: If this event appears in a serviceable event view, work with the failing item list found there. If this event does not appear in a serviceable event view, no service action is required.

Failing Item:

- DISKDRV
 - STORIOA
 - FI01140
 - FI01141
 - BACKPLN
-

4322FFFB

Explanation: SCSI bus reset occurred.

(4323) Reference codes

4323102E

Explanation: Out of alternate sectors for disk storage.

Failing Item:

- DISKDRV
-

43233002

Explanation: Addressed device failed to respond to selection.

Failing Item:

- DISKDRV
 - STORIOA
 - BACKPLN
 - FI01106
 - FI01140
-

43233010

Explanation: Disk device returned wrong response to IOA.

Failing Item:

- DISKDRV
 - STORIOA
 - FI01140
 - FI01141
-

43233020

Explanation: Storage subsystem configuration error.

Response: If an MES is being installed, verify the configuration.

Failing Item:

Response: No action required. This reference code is logged for information only.

4322FFFE

Explanation: Temporary disk bus error.

Response: If this event appears in a serviceable event view, work with the failing item list found there. If this event does not appear in a serviceable event view, no service action is required.

Failing Item:

- DISKDRV
 - STORIOA
 - FI01106
 - FI01140
-

- DISKDRV
 - FI01106
 - STORIOA
 - FI01140
-

43233029

Explanation: A device replacement has occurred.

Response: No action required. This reference code is logged for information only.

43233100

Explanation: Tape/optical or disk bus interface error occurred.

Failing Item:

- DSKIP03
 - DISKDRV
 - STORIOA
 - FI01106
 - FI01140
-

43233109

Explanation: IOA timed out a disk command.

Failing Item:

- DISKDRV
 - STORIOA
 - FI01106
 - FI01140
-

43233110

43233130 • 4323FFF6

Explanation: Disk bus interface error occurred.

Failing Item:

- DSKIP03
- STORIOA
- DISKDRV
- FI01106
- FI01140

43233130

Explanation: Device Licensed Internal Code.

Response: The device is not supported with the level of code currently on the system. Contact your next level of support.

Failing Item:

- SVCDOCS

43233131

Explanation: Device or IOA Licensed Internal Code.

Response: The device does not support a needed attribute and is running with degraded performance. Contact your next level of support.

Failing Item:

- SVCDOCS

43237000

Explanation: Recoverable disk sector read error.

Response: No action required. This reference code is logged for information only.

If this reference code appears in a serviceable event view then service is required, work the failing items list. Otherwise this event can be ignored.

Failing Item:

- DISKDRV

43237001

Explanation: Temporary disk data error.

Response: If this event appears in a serviceable event view, work with the failing item list found there. If this event does not appear in a serviceable event view, no service action is required.

Failing Item:

- DISKDRV

43237003

Explanation: Device format error.

Response: If the disk has not been formatted by the

system, initialize and format the disk. See Work with disk unit recovery.

43237004

Explanation: System log entry only. No service action required.

432370DD

Explanation: System log entry only, no service action required.

4323FFF2

Explanation: Disk motor problem.

Failing Item:

- DISKDRV

4323FFF3

Explanation: Disk media format not valid.

Failing Item:

- DISKDRV

4323FFF4

Explanation: Disk device problem.

Failing Item:

- DISKDRV
- STORIOA

4323FFF5

Explanation: Disk sector read error.

Response: If this event appears in a serviceable event view, work with the failing item list found there. If this event does not appear in a serviceable event view, no service action is required.

Failing Item:

- DISKDRV

4323FFF6

Explanation: Disk device detected recoverable error.

Response: If this event appears in a serviceable event view, work with the failing item list found there. If this event does not appear in a serviceable event view, no service action is required.

Failing Item:

- DISKDRV

4323FFF7

Explanation: Temporary disk data error.

Response: No action required. This reference code is logged for information only.

If this reference code appears in a serviceable event view then service is required, work the failing items list. Otherwise this event can be ignored.

Failing Item:

- DISKDRV
-

4323FFF8

Explanation: Temporary disk data error.

Response: If this event appears in a serviceable event view, work with the failing item list found there. If this event does not appear in a serviceable event view, no service action is required.

Failing Item:

- DISKDRV
-

4323FFF9

Explanation: Temporary disk data error.

Response: If this event appears in a serviceable event view, work with the failing item list found there. If this event does not appear in a serviceable event view, no service action is required.

Failing Item:

- DISKDRV
-

4323FFFA

Explanation: Temporary disk bus error.

Response: If this event appears in a serviceable event view, work with the failing item list found there. If this event does not appear in a serviceable event view, no service action is required.

Failing Item:

- DISKDRV
 - STORIOA
 - FI01140
 - FI01141
 - BACKPLN
-

4323FFFB

Explanation: SCSI bus reset occurred.

Response: No action required. This reference code is logged for information only.

4323FFFE

Explanation: Temporary disk bus error.

Response: If this event appears in a serviceable event view, work with the failing item list found there. If this event does not appear in a serviceable event view, no service action is required.

Failing Item:

- DISKDRV
- STORIOA
- FI01106
- FI01140

(4325) Reference codes

4325102E

Explanation: Out of alternate sectors for disk storage.

Failing Item:

- DISKDRV

43253002

Explanation: Addressed device failed to respond to selection.

Failing Item:

- DISKDRV
- STORIOA
- BACKPLN
- FI01106
- FI01140

43253010

Explanation: Disk device returned wrong response to IOA.

Failing Item:

- DISKDRV
- STORIOA
- FI01140
- FI01141

43253020

Explanation: Storage subsystem configuration error.

Response: If an MES is being installed, verify the configuration.

Failing Item:

- DISKDRV
- FI01106
- STORIOA
- FI01140

43253029

Explanation: A device replacement has occurred.

Response: No action required. This reference code is logged for information only.

43253100

Explanation: Tape/optical or disk bus interface error occurred.

Failing Item:

- DSKIP03

- DISKDRV
- STORIOA
- FI01106
- FI01140

43253109

Explanation: IOA timed out a disk command.

Failing Item:

- DISKDRV
- STORIOA
- FI01106
- FI01140

43253110

Explanation: Disk bus interface error occurred.

Failing Item:

- DSKIP03
- STORIOA
- DISKDRV
- FI01106
- FI01140

43253130

Explanation: Device Licensed Internal Code.

Response: The device is not supported with the level of code currently on the system. Contact your next level of support.

Failing Item:

- SVCDOCS

43253131

Explanation: Device or IOA Licensed Internal Code.

Response: The device does not support a needed attribute and is running with degraded performance. Contact your next level of support.

Failing Item:

- SVCDOCS

43257000

Explanation: Recoverable disk sector read error.

Response: No action required. This reference code is logged for information only.

If this reference code appears in a serviceable event view then service is required, work the failing items list. Otherwise this event can be ignored.

Failing Item:

- DISKDRV

43257001

Explanation: Temporary disk data error.**Response:** If this event appears in a serviceable event view, work with the failing item list found there. If this event does not appear in a serviceable event view, no service action is required.**Failing Item:**

- DISKDRV

43257003

Explanation: Device format error.**Response:** If the disk has not been formatted by the system, initialize and format the disk. See Work with disk unit recovery.

43257004

Explanation: System log entry only. No service action required.

432570DD

Explanation: System log entry only, no service action required.

4325FFF2

Explanation: Disk motor problem.**Failing Item:**

- DISKDRV

4325FFF3

Explanation: Disk media format not valid.**Failing Item:**

- DISKDRV

4325FFF4

Explanation: Disk device problem.**Failing Item:**

- DISKDRV
- STORIOA

4325FFF5

Explanation: Disk sector read error.**Response:** If this event appears in a serviceable event view, work with the failing item list found there. If this

event does not appear in a serviceable event view, no service action is required.

Failing Item:

- DISKDRV

4325FFF6

Explanation: Disk device detected recoverable error.**Response:** If this event appears in a serviceable event view, work with the failing item list found there. If this event does not appear in a serviceable event view, no service action is required.**Failing Item:**

- DISKDRV

4325FFF7

Explanation: Temporary disk data error.**Response:** No action required. This reference code is logged for information only.

If this reference code appears in a serviceable event view then service is required, work the failing items list. Otherwise this event can be ignored.

Failing Item:

- DISKDRV

4325FFF8

Explanation: Temporary disk data error.**Response:** If this event appears in a serviceable event view, work with the failing item list found there. If this event does not appear in a serviceable event view, no service action is required.**Failing Item:**

- DISKDRV

4325FFF9

Explanation: Temporary disk data error.**Response:** If this event appears in a serviceable event view, work with the failing item list found there. If this event does not appear in a serviceable event view, no service action is required.**Failing Item:**

- DISKDRV

4325FFFA

Explanation: Temporary disk bus error.**Response:** If this event appears in a serviceable event view, work with the failing item list found there. If this event does not appear in a serviceable event view, no service action is required.

Failing Item:

- DISKDRV
- STORIOA
- FI01140
- FI01141
- BACKPLN

4325FFFB

Explanation: SCSI bus reset occurred.

Response: No action required. This reference code is logged for information only.

4325FFFE

(4326) Reference codes

4326102E

Explanation: Out of alternate sectors for disk storage.

Failing Item:

- DISKDRV

43263002

Explanation: Addressed device failed to respond to selection.

Failing Item:

- DISKDRV
- STORIOA
- BACKPLN
- FI01106
- FI01140

43263010

Explanation: Disk device returned wrong response to IOA.

Failing Item:

- DISKDRV
- STORIOA
- FI01140
- FI01141

43263020

Explanation: Storage subsystem configuration error.

Response: If an MES is being installed, verify the configuration.

Failing Item:

- DISKDRV
- FI01106

Explanation: Temporary disk bus error.

Response: If this event appears in a serviceable event view, work with the failing item list found there. If this event does not appear in a serviceable event view, no service action is required.

Failing Item:

- DISKDRV
- STORIOA
- FI01106
- FI01140

-
- STORIOA
 - FI01140

43263029

Explanation: A device replacement has occurred.

Response: No action required. This reference code is logged for information only.

43263100

Explanation: Tape/optical or disk bus interface error occurred.

Failing Item:

- DSKIP03
- DISKDRV
- STORIOA
- FI01106
- FI01140

43263109

Explanation: IOA timed out a disk command.

Failing Item:

- DISKDRV
- STORIOA
- FI01106
- FI01140

43263110

Explanation: Disk bus interface error occurred.

Failing Item:

- DSKIP03
- STORIOA
- DISKDRV

- FI01106
- FI01140

43263130

Explanation: Device Licensed Internal Code.

Response: The device is not supported with the level of code currently on the system. Contact your next level of support.

Failing Item:

- SVCDOCS

43263131

Explanation: Device or IOA Licensed Internal Code.

Response: The device does not support a needed attribute and is running with degraded performance. Contact your next level of support.

Failing Item:

- SVCDOCS

43267000

Explanation: Recoverable disk sector read error.

Response: No action required. This reference code is logged for information only.

If this reference code appears in a serviceable event view then service is required, work the failing items list. Otherwise this event can be ignored.

Failing Item:

- DISKDRV

43267001

Explanation: Temporary disk data error.

Response: If this event appears in a serviceable event view, work with the failing item list found there. If this event does not appear in a serviceable event view, no service action is required.

Failing Item:

- DISKDRV

43267003

Explanation: Device format error.

Response: If the disk has not been formatted by the system, initialize and format the disk. See Work with disk unit recovery.

43267004

Explanation: System log entry only. No service action required.

432670DD

Explanation: System log entry only, no service action required.

4326FFF2

Explanation: Disk motor problem.

Failing Item:

- DISKDRV

4326FFF3

Explanation: Disk media format not valid.

Failing Item:

- DISKDRV

4326FFF4

Explanation: Disk device problem.

Failing Item:

- DISKDRV
- STORIOA

4326FFF5

Explanation: Disk sector read error.

Response: If this event appears in a serviceable event view, work with the failing item list found there. If this event does not appear in a serviceable event view, no service action is required.

Failing Item:

- DISKDRV

4326FFF6

Explanation: Disk device detected recoverable error.

Response: If this event appears in a serviceable event view, work with the failing item list found there. If this event does not appear in a serviceable event view, no service action is required.

Failing Item:

- DISKDRV

4326FFF7

Explanation: Temporary disk data error.

Response: No action required. This reference code is logged for information only.

If this reference code appears in a serviceable event view then service is required, work the failing items list. Otherwise this event can be ignored.

Failing Item:

- DISKDRV

4326FFF8

Explanation: Temporary disk data error.

Response: If this event appears in a serviceable event view, work with the failing item list found there. If this event does not appear in a serviceable event view, no service action is required.

Failing Item:

- DISKDRV

4326FFF9

Explanation: Temporary disk data error.

Response: If this event appears in a serviceable event view, work with the failing item list found there. If this event does not appear in a serviceable event view, no service action is required.

Failing Item:

- DISKDRV

4326FFFA

Explanation: Temporary disk bus error.

Response: If this event appears in a serviceable event

(4327) Reference codes**4327102E**

Explanation: Out of alternate sectors for disk storage.

Failing Item:

- DISKDRV

43273002

Explanation: Addressed device failed to respond to selection.

Failing Item:

- DISKDRV
- STORIOA
- BACKPLN
- FI01106
- FI01140

43273010

Explanation: Disk device returned wrong response to IOA.

view, work with the failing item list found there. If this event does not appear in a serviceable event view, no service action is required.

Failing Item:

- DISKDRV
- STORIOA
- FI01140
- FI01141
- BACKPLN

4326FFFB

Explanation: SCSI bus reset occurred.

Response: No action required. This reference code is logged for information only.

4326FFFE

Explanation: Temporary disk bus error.

Response: If this event appears in a serviceable event view, work with the failing item list found there. If this event does not appear in a serviceable event view, no service action is required.

Failing Item:

- DISKDRV
- STORIOA
- FI01106
- FI01140

Failing Item:

- DISKDRV
- STORIOA
- FI01140
- FI01141

43273020

Explanation: Storage subsystem configuration error.

Response: If an MES is being installed, verify the configuration.

Failing Item:

- DISKDRV
- FI01106
- STORIOA
- FI01140

43273029

Explanation: A device replacement has occurred.

Response: No action required. This reference code is logged for information only.

43273100

Explanation: Tape/optical or disk bus interface error occurred.

Failing Item:

- DSKIP03
- DISKDRV
- STORIOA
- FI01106
- FI01140

43273109

Explanation: IOA timed out a disk command.

Failing Item:

- DISKDRV
- STORIOA
- FI01106
- FI01140

43273110

Explanation: Disk bus interface error occurred.

Failing Item:

- DSKIP03
- STORIOA
- DISKDRV
- FI01106
- FI01140

43273130

Explanation: Device Licensed Internal Code.

Response: The device is not supported with the level of code currently on the system. Contact your next level of support.

Failing Item:

- SVCDOCS

43273131

Explanation: Device or IOA Licensed Internal Code.

Response: The device does not support a needed attribute and is running with degraded performance. Contact your next level of support.

Failing Item:

- SVCDOCS

43277000

Explanation: Recoverable disk sector read error.

Response: No action required. This reference code is logged for information only.

If this reference code appears in a serviceable event view then service is required, work the failing items list. Otherwise this event can be ignored.

Failing Item:

- DISKDRV

43277001

Explanation: Temporary disk data error.

Response: If this event appears in a serviceable event view, work with the failing item list found there. If this event does not appear in a serviceable event view, no service action is required.

Failing Item:

- DISKDRV

43277003

Explanation: Device format error.

Response: If the disk has not been formatted by the system, initialize and format the disk. See Work with disk unit recovery.

43277004

Explanation: System log entry only. No service action required.

432770DD

Explanation: System log entry only, no service action required.

4327FFF2

Explanation: Disk motor problem.

Failing Item:

- DISKDRV

4327FFF3

Explanation: Disk media format not valid.

Failing Item:

- DISKDRV

4327FFF4

Explanation: Disk device problem.

Failing Item:

- DISKDRV
 - STORIOA
-

4327FFF5

Explanation: Disk sector read error.

Response: If this event appears in a serviceable event view, work with the failing item list found there. If this event does not appear in a serviceable event view, no service action is required.

Failing Item:

- DISKDRV
-

4327FFF6

Explanation: Disk device detected recoverable error.

Response: If this event appears in a serviceable event view, work with the failing item list found there. If this event does not appear in a serviceable event view, no service action is required.

Failing Item:

- DISKDRV
-

4327FFF7

Explanation: Temporary disk data error.

Response: No action required. This reference code is logged for information only.

If this reference code appears in a serviceable event view then service is required, work the failing items list. Otherwise this event can be ignored.

Failing Item:

- DISKDRV
-

4327FFF8

Explanation: Temporary disk data error.

Response: If this event appears in a serviceable event view, work with the failing item list found there. If this event does not appear in a serviceable event view, no service action is required.

Failing Item:

(4328) Reference codes

4328102E

Explanation: Out of alternate sectors for disk storage.

Failing Item:

- DISKDRV
-

4327FFF9

Explanation: Temporary disk data error.

Response: If this event appears in a serviceable event view, work with the failing item list found there. If this event does not appear in a serviceable event view, no service action is required.

Failing Item:

- DISKDRV
-

4327FFFA

Explanation: Temporary disk bus error.

Response: If this event appears in a serviceable event view, work with the failing item list found there. If this event does not appear in a serviceable event view, no service action is required.

Failing Item:

- DISKDRV
 - STORIOA
 - FI01140
 - FI01141
 - BACKPLN
-

4327FFFB

Explanation: SCSI bus reset occurred.

Response: No action required. This reference code is logged for information only.

4327FFFE

Explanation: Temporary disk bus error.

Response: If this event appears in a serviceable event view, work with the failing item list found there. If this event does not appear in a serviceable event view, no service action is required.

Failing Item:

- DISKDRV
 - STORIOA
 - FI01106
 - FI01140
-

- DISKDRV
-

43283002

Explanation: Addressed device failed to respond to selection.

Failing Item:

- DISKDRV
- STORIOA
- BACKPLN
- FI01106
- FI01140

43283010

Explanation: Disk device returned wrong response to IOA.

Failing Item:

- DISKDRV
- STORIOA
- FI01140
- FI01141

43283020

Explanation: Storage subsystem configuration error.

Response: If an MES is being installed, verify the configuration.

Failing Item:

- DISKDRV
- FI01106
- STORIOA
- FI01140

43283029

Explanation: A device replacement has occurred.

Response: No action required. This reference code is logged for information only.

43283100

Explanation: Tape/optical or disk bus interface error occurred.

Failing Item:

- DSKIP03
- DISKDRV
- STORIOA
- FI01106
- FI01140

43283109

Explanation: IOA timed out a disk command.

Failing Item:

- DISKDRV

- STORIOA
- FI01106
- FI01140

43283110

Explanation: Disk bus interface error occurred.

Failing Item:

- DSKIP03
- STORIOA
- DISKDRV
- FI01106
- FI01140

43283130

Explanation: Device Licensed Internal Code.

Response: The device is not supported with the level of code currently on the system. Contact your next level of support.

Failing Item:

- SVCDOCS

43283131

Explanation: Device or IOA Licensed Internal Code.

Response: The device does not support a needed attribute and is running with degraded performance. Contact your next level of support.

Failing Item:

- SVCDOCS

43287000

Explanation: Recoverable disk sector read error.

Response: No action required. This reference code is logged for information only.

If this reference code appears in a serviceable event view then service is required, work the failing items list. Otherwise this event can be ignored.

Failing Item:

- DISKDRV

43287001

Explanation: Temporary disk data error.

Response: If this event appears in a serviceable event view, work with the failing item list found there. If this event does not appear in a serviceable event view, no service action is required.

Failing Item:

- DISKDRV

43287003

Explanation: Device format error.

Response: If the disk has not been formatted by the system, initialize and format the disk. See Work with disk unit recovery.

43287004

Explanation: System log entry only. No service action required.

432870DD

Explanation: System log entry only, no service action required.

4328FFF2

Explanation: Disk motor problem.

Failing Item:

- DISKDRV

4328FFF3

Explanation: Disk media format not valid.

Failing Item:

- DISKDRV

4328FFF4

Explanation: Disk device problem.

Failing Item:

- DISKDRV
- STORIOA

4328FFF5

Explanation: Disk sector read error.

Response: If this event appears in a serviceable event view, work with the failing item list found there. If this event does not appear in a serviceable event view, no service action is required.

Failing Item:

- DISKDRV

4328FFF6

Explanation: Disk device detected recoverable error.

Response: If this event appears in a serviceable event view, work with the failing item list found there. If this event does not appear in a serviceable event view, no service action is required.

Failing Item:

- DISKDRV

4328FFF7

Explanation: Temporary disk data error.

Response: No action required. This reference code is logged for information only.

If this reference code appears in a serviceable event view then service is required, work the failing items list. Otherwise this event can be ignored.

Failing Item:

- DISKDRV

4328FFF8

Explanation: Temporary disk data error.

Response: If this event appears in a serviceable event view, work with the failing item list found there. If this event does not appear in a serviceable event view, no service action is required.

Failing Item:

- DISKDRV

4328FFF9

Explanation: Temporary disk data error.

Response: If this event appears in a serviceable event view, work with the failing item list found there. If this event does not appear in a serviceable event view, no service action is required.

Failing Item:

- DISKDRV

4328FFFA

Explanation: Temporary disk bus error.

Response: If this event appears in a serviceable event view, work with the failing item list found there. If this event does not appear in a serviceable event view, no service action is required.

Failing Item:

- DISKDRV
- STORIOA
- FI01140
- FI01141
- BACKPLN

4328FFFB

Explanation: SCSI bus reset occurred.

Response: No action required. This reference code is logged for information only.

4328FFFE

Explanation: Temporary disk bus error.

Response: If this event appears in a serviceable event view, work with the failing item list found there. If this event does not appear in a serviceable event view, no service action is required.

Failing Item:

- DISKDRV
 - STORIOA
 - FI01106
 - FI01140
-

(4329) Reference codes

4329102E

Explanation: Out of alternate sectors for disk storage.

Failing Item:

- DISKDRV
-

43293002

Explanation: Addressed device failed to respond to selection.

Failing Item:

- DISKDRV
 - STORIOA
 - BACKPLN
 - FI01106
 - FI01140
-

43293010

Explanation: Disk device returned wrong response to IOA.

Failing Item:

- DISKDRV
 - STORIOA
 - FI01140
 - FI01141
-

43293020

Explanation: Storage subsystem configuration error.

Response: If an MES is being installed, verify the configuration.

Failing Item:

- DISKDRV
 - FI01106
 - STORIOA
 - FI01140
-

43293029

Explanation: A device replacement has occurred.

Response: No action required. This reference code is logged for information only.

43293100

Explanation: Tape/optical or disk bus interface error occurred.

Failing Item:

- DSKIP03
 - DISKDRV
 - STORIOA
 - FI01106
 - FI01140
-

43293109

Explanation: IOA timed out a disk command.

Failing Item:

- DISKDRV
 - STORIOA
 - FI01106
 - FI01140
-

43293110

Explanation: Disk bus interface error occurred.

Failing Item:

- DSKIP03
 - STORIOA
 - DISKDRV
 - FI01106
 - FI01140
-

43293130

Explanation: Device Licensed Internal Code.

Response: The device is not supported with the level of code currently on the system. Contact your next level of support.

Failing Item:

- SVCDOCS
-

43293131

Explanation: Device or IOA Licensed Internal Code.

Response: The device does not support a needed

43297000 • 4329FFF9

attribute and is running with degraded performance. Contact your next level of support.

Failing Item:

- SVCDOCS

43297000

Explanation: Recoverable disk sector read error.

Response: No action required. This reference code is logged for information only.

If this reference code appears in a serviceable event view then service is required, work the failing items list. Otherwise this event can be ignored.

Failing Item:

- DISKDRV

43297001

Explanation: Temporary disk data error.

Response: If this event appears in a serviceable event view, work with the failing item list found there. If this event does not appear in a serviceable event view, no service action is required.

Failing Item:

- DISKDRV

43297003

Explanation: Device format error.

Response: If the disk has not been formatted by the system, initialize and format the disk. See Work with disk unit recovery.

43297004

Explanation: System log entry only. No service action required.

432970DD

Explanation: System log entry only, no service action required.

4329FFF2

Explanation: Disk motor problem.

Failing Item:

- DISKDRV

4329FFF3

Explanation: Disk media format not valid.

Failing Item:

- DISKDRV

4329FFF4

Explanation: Disk device problem.

Failing Item:

- DISKDRV
- STORIOA

4329FFF5

Explanation: Disk sector read error.

Response: If this event appears in a serviceable event view, work with the failing item list found there. If this event does not appear in a serviceable event view, no service action is required.

Failing Item:

- DISKDRV

4329FFF6

Explanation: Disk device detected recoverable error.

Response: If this event appears in a serviceable event view, work with the failing item list found there. If this event does not appear in a serviceable event view, no service action is required.

Failing Item:

- DISKDRV

4329FFF7

Explanation: Temporary disk data error.

Response: No action required. This reference code is logged for information only.

If this reference code appears in a serviceable event view then service is required, work the failing items list. Otherwise this event can be ignored.

Failing Item:

- DISKDRV

4329FFF8

Explanation: Temporary disk data error.

Response: If this event appears in a serviceable event view, work with the failing item list found there. If this event does not appear in a serviceable event view, no service action is required.

Failing Item:

- DISKDRV

4329FFF9

Explanation: Temporary disk data error.

Response: If this event appears in a serviceable event view, work with the failing item list found there. If this

event does not appear in a serviceable event view, no service action is required.

Failing Item:

- DISKDRV

4329FFFA

Explanation: Temporary disk bus error.

Response: If this event appears in a serviceable event view, work with the failing item list found there. If this event does not appear in a serviceable event view, no service action is required.

Failing Item:

- DISKDRV
- STORIOA
- FI01140
- FI01141
- BACKPLN

(433B) Reference codes

433B102E

Explanation: Out of alternate sectors for disk storage.

Failing Item:

- DISKDRV

433B3002

Explanation: Addressed device failed to respond to selection.

Failing Item:

- DISKDRV
- STORIOA
- DEVBPLN
- SASCABL
- SASEXP

433B3010

Explanation: Disk device returned wrong response to IOA.

Failing Item:

- DISKDRV
- STORIOA
- SASCABL
- SASEXP

433B3020

Explanation: Replacement device is not supported.

Failing Item:

4329FFFB

Explanation: SCSI bus reset occurred.

Response: No action required. This reference code is logged for information only.

4329FFFE

Explanation: Temporary disk bus error.

Response: If this event appears in a serviceable event view, work with the failing item list found there. If this event does not appear in a serviceable event view, no service action is required.

Failing Item:

- DISKDRV
- STORIOA
- FI01106
- FI01140

-
- DISKDRV
 - STORIOA
 - SASCABL

433B3029

Explanation: A device replacement has occurred.

Response: No action required. This reference code is logged for information only.

433B3100

Explanation: Device bus interface error occurred.

Failing Item:

- DISKDRV
- STORIOA
- SASCABL
- SASEXP

433B3109

Explanation: IOA timed out a disk command.

Failing Item:

- DISKDRV
- STORIOA
- SASCABL
- SASEXP

433B310C

Explanation: Device bus error.

Failing Item:

433B310D • 433BFFF4

- SIP3250
- DISKDRV
- STORIOA

433B310D

Explanation: Device bus error.

Failing Item:

- SIP3250
- DISKDRV
- STORIOA

433B3110

Explanation: Device bus interface error occurred.

Failing Item:

- DISKDRV
- STORIOA
- SASCABL
- SASEXP

433B3130

Explanation: Device Licensed Internal Code.

Response: The device is not supported with the level of code currently on the system. Contact your next level of support.

Failing Item:

- SVCDOCS

433B34FF

Explanation: Format in progress.

Response: No action required. This reference code is logged for information only.

433B4041

Explanation: Incomplete multipath connection.

Response: Incomplete multipath connection between device backplane and device.

Failing Item:

- SIP3146

433B4060

Explanation: Multipath redundancy level reduced.

Response: A redundant disk unit connection has failed.

Failing Item:

- SIP3153
- SASCABL

- SASEXP

433B4061

Explanation: Multipath redundancy level increased.

Response: A redundant disk unit connection has been restored. No service action is required.

433B4100

Explanation: Device bus fabric error.

Failing Item:

- SIP3152
- SASCABL
- SASEXP
- DEVBPLN
- STORIOA
- DISKDRV

433B7000

Explanation: Disk sector read error.

Response: No action required. This reference code is logged for information only.

433B7001

Explanation: Temporary disk data error.

Response: If this event appears in a serviceable event view, work with the failing item list found there. If this event does not appear in a serviceable event view, no service action is required.

Failing Item:

- DISKDRV

433B70DD

Explanation: System log entry only, no service action required.

433BFFF3

Explanation: Disk media format not valid.

Failing Item:

- DISKDRV

433BFFF4

Explanation: Disk device problem.

Failing Item:

- DISKDRV
- STORIOA

433BFFF5

Explanation: Disk sector read error.

Response: If this event appears in a serviceable event view, work with the failing item list found there. If this event does not appear in a serviceable event view, no service action is required.

Failing Item:

- DISKDRV
-

433BFFF6

Explanation: Disk device detected recoverable error.

Response: If this event appears in a serviceable event view, work with the failing item list found there. If this event does not appear in a serviceable event view, no service action is required.

Failing Item:

- DISKDRV
-

433BFFF7

Explanation: Temporary disk data error.

Response: If this event appears in a serviceable event view, work with the failing item list found there. If this event does not appear in a serviceable event view, no service action is required.

Failing Item:

- DISKDRV
-

433BFFF9

Explanation: Temporary disk data error.

Response: If this event appears in a serviceable event view, work with the failing item list found there. If this event does not appear in a serviceable event view, no service action is required.

Failing Item:

- DISKDRV
-

433BFFFA

Explanation: Temporary disk bus error.

Response: If this event appears in a serviceable event view, work with the failing item list found there. If this event does not appear in a serviceable event view, no service action is required.

(433C) Reference codes

433C102E

Explanation: Out of alternate sectors for disk storage.

Failing Item:

Failing Item:

- DISKDRV
 - STORIOA
 - SASCABL
 - SASEXP
-

433BFFFB

Explanation: SAS bus reset occurred.

Response: No action required. This reference code is logged for information only.

433BFFFC

Explanation: Soft device bus error.

Response: If this event appears in a serviceable event view, work with the failing item list found there. If this event does not appear in a serviceable event view, no service action is required.

Failing Item:

- SIP3250
 - DISKDRV
 - STORIOA
-

433BFFFD

Explanation: Soft device bus error.

Response: If this event appears in a serviceable event view, work with the failing item list found there. If this event does not appear in a serviceable event view, no service action is required.

Failing Item:

- SIP3250
 - DISKDRV
 - STORIOA
-

433BFFFE

Explanation: Temporary disk bus error.

Response: If this event appears in a serviceable event view, work with the failing item list found there. If this event does not appear in a serviceable event view, no service action is required.

Failing Item:

- SIP3150
-

- DISKDRV
-

433C3002

433C3010 • 433C4041

Explanation: Addressed device failed to respond to selection.

Failing Item:

- DISKDRV
- STORIOA
- DEVBPLN
- SASCABL
- SASEXP

433C3010

Explanation: Disk device returned wrong response to IOA.

Failing Item:

- DISKDRV
- STORIOA
- SASCABL
- SASEXP

433C3020

Explanation: Replacement device is not supported.

Failing Item:

- DISKDRV
- STORIOA
- SASCABL

433C3029

Explanation: A device replacement has occurred.

Response: No action required. This reference code is logged for information only.

433C3100

Explanation: Device bus interface error occurred.

Failing Item:

- DISKDRV
- STORIOA
- SASCABL
- SASEXP

433C3109

Explanation: IOA timed out a disk command.

Failing Item:

- DISKDRV
- STORIOA
- SASCABL
- SASEXP

433C310C

Explanation: Device bus error.

Failing Item:

- SIP3250
- DISKDRV
- STORIOA

433C310D

Explanation: Device bus error.

Failing Item:

- SIP3250
- DISKDRV
- STORIOA

433C3110

Explanation: Device bus interface error occurred.

Failing Item:

- DISKDRV
- STORIOA
- SASCABL
- SASEXP

433C3130

Explanation: Device Licensed Internal Code.

Response: The device is not supported with the level of code currently on the system. Contact your next level of support.

Failing Item:

- SVCDOCS

433C34FF

Explanation: Format in progress.

Response: No action required. This reference code is logged for information only.

433C4041

Explanation: Incomplete multipath connection.

Response: Incomplete multipath connection between device backplane and device.

Failing Item:

- SIP3146

433C4060

Explanation: Multipath redundancy level reduced.

Response: A redundant disk unit connection has failed.

Failing Item:

- SIP3153
 - SASCABL
 - SASEXP
-

433C4061

Explanation: Multipath redundancy level increased.

Response: A redundant disk unit connection has been restored. No service action is required.

433C4100

Explanation: Device bus fabric error.

Failing Item:

- SIP3152
 - SASCABL
 - SASEXP
 - DEVBPLN
 - STORIOA
 - DISKDRV
-

433C7000

Explanation: Disk sector read error.

Response: No action required. This reference code is logged for information only.

433C7001

Explanation: Temporary disk data error.

Response: If this event appears in a serviceable event view, work with the failing item list found there. If this event does not appear in a serviceable event view, no service action is required.

Failing Item:

- DISKDRV
-

433C70DD

Explanation: System log entry only, no service action required.

433CFFF3

Explanation: Disk media format not valid.

Failing Item:

- DISKDRV
-

433CFFF4

Explanation: Disk device problem.

Failing Item:

- DISKDRV
 - STORIOA
-

433CFFF5

Explanation: Disk sector read error.

Response: If this event appears in a serviceable event view, work with the failing item list found there. If this event does not appear in a serviceable event view, no service action is required.

Failing Item:

- DISKDRV
-

433CFFF6

Explanation: Disk device detected recoverable error.

Response: If this event appears in a serviceable event view, work with the failing item list found there. If this event does not appear in a serviceable event view, no service action is required.

Failing Item:

- DISKDRV
-

433CFFF7

Explanation: Temporary disk data error.

Response: If this event appears in a serviceable event view, work with the failing item list found there. If this event does not appear in a serviceable event view, no service action is required.

Failing Item:

- DISKDRV
-

433CFFF9

Explanation: Temporary disk data error.

Response: If this event appears in a serviceable event view, work with the failing item list found there. If this event does not appear in a serviceable event view, no service action is required.

Failing Item:

- DISKDRV
-

433CFFFA

Explanation: Temporary disk bus error.

Response: If this event appears in a serviceable event view, work with the failing item list found there. If this event does not appear in a serviceable event view, no service action is required.

Failing Item:

- DISKDRV
- STORIOA
- SASCABL
- SASEXP

433CFFFB

Explanation: SAS bus reset occurred.

Response: No action required. This reference code is logged for information only.

433CFFFC

Explanation: Soft device bus error.

Response: If this event appears in a serviceable event view, work with the failing item list found there. If this event does not appear in a serviceable event view, no service action is required.

Failing Item:

- SIP3250
- DISKDRV
- STORIOA

(433D) Reference codes

433D102E

Explanation: Out of alternate sectors for disk storage.

Failing Item:

- DISKDRV

433D3002

Explanation: Addressed device failed to respond to selection.

Failing Item:

- DISKDRV
- STORIOA
- DEVBPLN
- SASCABL
- SASEXP

433D3010

Explanation: Disk device returned wrong response to IOA.

Failing Item:

- DISKDRV
- STORIOA
- SASCABL
- SASEXP

433CFFFD

Explanation: Soft device bus error.

Response: If this event appears in a serviceable event view, work with the failing item list found there. If this event does not appear in a serviceable event view, no service action is required.

Failing Item:

- SIP3250
- DISKDRV
- STORIOA

433CFFFE

Explanation: Temporary disk bus error.

Response: If this event appears in a serviceable event view, work with the failing item list found there. If this event does not appear in a serviceable event view, no service action is required.

Failing Item:

- SIP3150

433D3020

Explanation: Replacement device is not supported.

Failing Item:

- DISKDRV
- STORIOA
- SASCABL

433D3029

Explanation: A device replacement has occurred.

Response: No action required. This reference code is logged for information only.

433D3100

Explanation: Device bus interface error occurred.

Failing Item:

- DISKDRV
- STORIOA
- SASCABL
- SASEXP

433D3109

Explanation: IOA timed out a disk command.

Failing Item:

- DISKDRV
- STORIOA
- SASCABL
- SASEXP

433D310C**Explanation:** Device bus error.**Failing Item:**

- SIP3250
- DISKDRV
- STORIOA

433D310D**Explanation:** Device bus error.**Failing Item:**

- SIP3250
- DISKDRV
- STORIOA

433D3110**Explanation:** Device bus interface error occurred.**Failing Item:**

- DISKDRV
- STORIOA
- SASCABL
- SASEXP

433D3130**Explanation:** Device Licensed Internal Code.**Response:** The device is not supported with the level of code currently on the system. Contact your next level of support.**Failing Item:**

- SVCDOCS

433D34FF**Explanation:** Format in progress.**Response:** No action required. This reference code is logged for information only.

433D4041**Explanation:** Incomplete multipath connection.**Response:** Incomplete multipath connection between device backplane and device.**Failing Item:**

- SIP3146

433D4060**Explanation:** Multipath redundancy level reduced.**Response:** A redundant disk unit connection has failed.**Failing Item:**

- SIP3153
- SASCABL
- SASEXP

433D4061**Explanation:** Multipath redundancy level increased.**Response:** A redundant disk unit connection has been restored. No service action is required.

433D4100**Explanation:** Device bus fabric error.**Failing Item:**

- SIP3152
- SASCABL
- SASEXP
- DEVBPLN
- STORIOA
- DISKDRV

433D7000**Explanation:** Disk sector read error.**Response:** No action required. This reference code is logged for information only.

433D7001**Explanation:** Temporary disk data error.**Response:** If this event appears in a serviceable event view, work with the failing item list found there. If this event does not appear in a serviceable event view, no service action is required.**Failing Item:**

- DISKDRV

433D70DD**Explanation:** System log entry only, no service action required.

433DFFF3**Explanation:** Disk media format not valid.**Failing Item:**

- DISKDRV

433DFFF4 • 433DFFFE

433DFFF4

Explanation: Disk device problem.

Failing Item:

- DISKDRV
- STORIOA

433DFFF5

Explanation: Disk sector read error.

Response: If this event appears in a serviceable event view, work with the failing item list found there. If this event does not appear in a serviceable event view, no service action is required.

Failing Item:

- DISKDRV

433DFFF6

Explanation: Disk device detected recoverable error.

Response: If this event appears in a serviceable event view, work with the failing item list found there. If this event does not appear in a serviceable event view, no service action is required.

Failing Item:

- DISKDRV

433DFFF7

Explanation: Temporary disk data error.

Response: If this event appears in a serviceable event view, work with the failing item list found there. If this event does not appear in a serviceable event view, no service action is required.

Failing Item:

- DISKDRV

433DFFF9

Explanation: Temporary disk data error.

Response: If this event appears in a serviceable event view, work with the failing item list found there. If this event does not appear in a serviceable event view, no service action is required.

Failing Item:

- DISKDRV

433DFFFA

Explanation: Temporary disk bus error.

Response: If this event appears in a serviceable event view, work with the failing item list found there. If this event does not appear in a serviceable event view, no service action is required.

Failing Item:

- DISKDRV
- STORIOA
- SASCABL
- SASEXP

433DFFFB

Explanation: SAS bus reset occurred.

Response: No action required. This reference code is logged for information only.

433DFFFC

Explanation: Soft device bus error.

Response: If this event appears in a serviceable event view, work with the failing item list found there. If this event does not appear in a serviceable event view, no service action is required.

Failing Item:

- SIP3250
- DISKDRV
- STORIOA

433DFFFD

Explanation: Soft device bus error.

Response: If this event appears in a serviceable event view, work with the failing item list found there. If this event does not appear in a serviceable event view, no service action is required.

Failing Item:

- SIP3250
- DISKDRV
- STORIOA

433DFFFE

Explanation: Temporary disk bus error.

Response: If this event appears in a serviceable event view, work with the failing item list found there. If this event does not appear in a serviceable event view, no service action is required.

Failing Item:

- SIP3150

(4685) Reference codes

A tape or tape library device failure occurred.

Note: Use this table to handle reference codes that might be displayed during a type D IPL to install the operating system. If you are not performing a type D IPL of the operating system, consult any error logs found in the serviceable event view. If you cannot locate an error log in the serviceable event view that corresponds with the failure, run a verification test for the tape unit.

1. Verify that the device has power.
2. Check the device for any error indications. Refer to the device service information to resolve any error indications.
3. Clean the recording head in the tape device.
4. Attempt the failing operation again. Does the operation complete successfully?

Yes: You have corrected the problem. **This ends the procedure.**

No: Look at the 8 rightmost characters of the Data display for Function 11, which represent the reference code. Find the reference code in the following list.

46853000

Explanation: I/O adapter hardware error detected.

Failing Item:

- FI01112

46853202

Explanation: Tape unit configuration error.

Response: Before exchanging any parts, verify that the following condition is not present:

- The attached device type or model is only supported on an I/O adapter that is attached to an I/O processor.

Failing Item:

- TAPCNFG
- FI00871

46853400

Explanation: Device error has occurred.

Failing Item:

- FI00872
- DEVTERM
- FI00871
- FI01103
- FI01106

46859020

Explanation: Tape unit configuration error.

Response: Before exchanging any parts, verify that the following conditions are not present:

- Tape and DASD devices attached to an I/O Processor that does not support Tape and Dasd devices at the same time.
- An unsupported device type or model is attached.

Failing Item:

- TAPCNFG

- FI00871
- PTFSRCH

46859100

Explanation: Interface error detected by system or by tape unit.

Response: If the attached device is an external device, do the following before exchanging any parts:

1. Ensure that the signal cable is seated correctly, and that there are no bent or damaged pins on the cable.
2. For a SCSI attached device ensure that a terminating plug is attached to the device end of the cable.

If the attached tape device is owned by a Virtual I/O Server partition refer to Troubleshooting the Virtual I/O Server to determine the parts to replace.

Failing Item:

- FI00871
- FI01112
- FI00872
- DEVTERM

46859101

Explanation: Fibre Channel interface error detected.

Response: If the attached device is an external device, do the following before exchanging any parts:

1. Ensure that the Fibre Channel cable is correctly connected to the ports.
2. Clean the Fibre Channel connectors.
3. If there is a switch or hub attached, verify that it is operational.
4. If there is a gateway device attached, refer to the gateway device service documentation for additional problem analysis procedures.
5. refer to the tape device service documentation for additional problem analysis procedures.

If the attached tape device is owned by a Virtual I/O Server partition refer to Troubleshooting the Virtual I/O Server to determine the parts to replace.

Failing Item:

- FCIOA
- FCDEV
- FCCABLE

46859102

Explanation: Gateway device detected a SCSI interface error.

Response: Use the gateway device service documentation to analyze the problem.

Failing Item:

- FI00871
- FCGATE
- FI00872
- DEVTERM

46859103

Explanation: Interface error detected by system or by tape unit.

Response: If the attached device is an external tape device, do the following before exchanging any parts:

1. Ensure that the SAS cable is correctly connected to the ports.
2. Ensure that the device has power.

If the attached tape device is owned by a Virtual I/O Server partition refer to Troubleshooting the Virtual I/O Server to determine the parts to replace.

Failing Item:

- FI00871
- FI01112
- SASCABL

46859104

Explanation: Interface error detected by system or by tape unit.

Response: If the attached device is an external tape device, do the following before exchanging any parts:

1. Ensure that the USB cable is correctly connected to the ports.
2. Ensure that the device has power.

If the attached tape device is owned by a Virtual I/O Server partition refer to Troubleshooting the Virtual I/O Server to determine the parts to replace.

Failing Item:

- USB_DEV

- USB_IOA
- USB_CBL

46859200

Explanation: Tape unit is not responding.

Response: If the attached device is an external device, do the following before exchanging any parts:

1. Ensure that the device is powered on.
2. Ensure that the signal cable is seated correctly, and that there are no bent or damaged pins on the cable.
3. For a SCSI attached device ensure that a terminating plug is attached to the device end of the SCSI cable.

If the attached tape device is owned by a Virtual I/O Server partition refer to Troubleshooting the Virtual I/O Server to determine the parts to replace.

Failing Item:

- FI00871
- FI01112
- FI00872
- DEVTERM

46859201

Explanation: Tape unit command timeout.

Response: If the attached device is an external device, do the following before exchanging any parts:

1. Ensure that the device is powered on.
2. If an interposer is required, make sure that it is connected between the I/O processor and the SCSI cable.
3. Ensure that the signal cable is seated correctly, and that there are no bent or damaged pins on the SCSI cable.
4. Ensure that a terminating plug is attached to the device end of the SCSI cable.
5. If the attached tape device is owned by a Virtual I/O Server partition it may be necessary to reset the virtual IOP to recover from the error.

Failing Item:

- FI00871
- FI01112
- FI00872
- DEVTERM
- MEDIA

46859202

Explanation: Tape unit failed after Licensed Internal Code was loaded.

Response: If the attached device is an external device,

do the following before exchanging any parts:

1. Ensure that the device is powered on.
2. If an interposer is required, make sure that it is connected between the I/O processor and the SCSI cable.
3. Ensure that the SCSI cable is seated correctly, and that there are no bent or damaged pins on the SCSI cable.
4. Ensure that a terminating plug is attached to the device end of the SCSI cable.

Failing Item:

- FI00871
- FI01112
- FI00872
- DEVTERM

46859210

Explanation: Illegal or unsupported tape unit response.

Failing Item:

- FI00871
- FI01112
- PTFSRCH

46859211

Explanation: Gateway device detected a bus protocol error.

Response: Use the gateway device service documentation to analyze the problem.

Failing Item:

- FCGATE
- FCIOA
- FI00871
- ANYFC
- FCCABLE
- FI00872
- DEVTERM

46859220

Explanation: Hardware configuration change detected.

Response: The tape device or tape library device has reported a configuration change that requires the I/O processor to be reset. Reset the I/O processor before using the device.

46859221

Explanation: I/O path change occurred.

Response: No action required. This reference code is logged for information only.

46859300

Explanation: Tape unit failure.

Failing Item:

- FI00871

46859301

Explanation: Tape device failure, redundancy lost.

Response: The tape unit detected a hardware failure that does not prevent the tape unit from completing the current operation.

Failing Item:

- FI00871

46859302

Explanation: Tape device failure or media error.

Response: The tape unit detected a failure that may be caused by a hardware failure or a media error.

Refer to the tape unit service information for possible information on diagnostic tests that can be run to isolate between hardware and media failures.

Failing Item:

- MEDIA
- FI00871

46859303

Explanation: Gateway device failure.

Response: Use the gateway device service documentation to analyze the problem.

Failing Item:

- FCGATE

46859304

Explanation: Tape unit failure.

Response: Before exchanging any parts, do the following:

1. Ensure that the EKM/TKLM server is operational and properly configured.
2. Ensure that the mounted cartridge is in the EKM/TKLM server database.

Failing Item:

- USER

- FI00871

46859310

Explanation: Licensed Internal Code for the tape unit is not correct.

Failing Item:

- PTFSRCH
- FI00871

46859320

Explanation: Tape device Licensed Internal Code failure.

Failing Item:

- FI00130
- FI00871

46859321

Explanation: Gateway device Licensed Internal Code error.

Response: Use the gateway device service documentation to analyze the problem.

Failing Item:

- FCCODE

46859350

Explanation: Tape unit detected a read or write error on tape medium.

Response: A permanent read or write error occurred. Clean the tape unit and retry the operation.

If cleaning the tape unit does not correct the problem, exchange the tape media.

Failing Item:

- MEDIA
- TAPCLN
- FI00871

46859351

Explanation: Tape with excessive error rate was mounted in tape device.

Response: The tape unit detected that the mounted tape cartridge has a history of excessive read and write errors. It is recommended that you exchange the tape cartridge.

Failing Item:

- MEDIA
- TAPCLN
- FI00871

46859355

Explanation: The data format is incorrect; the tape cannot be read.

Response: The tape unit has detected that the data format on the tape media is not supported or that the tape media is defective. Do the following before exchanging any parts:

1. Initialize the tape to a different format.
2. Clean the tape unit.

If the operation continues to fail, use a different tape cartridge.

Failing Item:

- USER
- MEDIA
- TAPCLN
- FI00871

46859500

Explanation: Licensed Internal Code error.

Response: If the system is operational, perform a dump of the I/O processor data.

Failing Item:

- PTFSRCH

46859501

Explanation: Licensed Internal Code error.

Failing Item:

- PTFSRCH

46859800

Explanation: System successfully recovered from temporary I/O error.

Response: No action required. This reference code is logged for information only.

46859801

Explanation: System successfully recovered from temporary I/O error.

Response: No action required. This reference code is logged for information only.

46859802

Explanation: System successfully recovered from temporary I/O error.

Response: No action required. This reference code is logged for information only.

46859803

Explanation: System successfully recovered from temporary I/O error.

Response: No action required. This reference code is logged for information only.

46859804

Explanation: System successfully recovered from temporary I/O error.

Response: No action required. This reference code is logged for information only.

46859805

Explanation: System successfully recovered from temporary I/O error.

Response: No action required. This reference code is logged for information only.

46859806

Explanation: System successfully recovered from temporary I/O error.

Response: No action required. This reference code is logged for information only.

46859810

Explanation: Problem analysis has determined a part should be replaced.

Response: This reference code is used for ending Online Problem Analysis with a list of failing items. (Information Only.)

46859899

Explanation: Problem analysis completed, the problem has been corrected.

Response: This reference code is used for ending Online Problem Analysis when no problem was found

(4758) Reference codes

4758B990

Explanation: I/O adapter hardware error detected.

Failing Item:

- IOA
 - FI00130
 - IOP
 - MA_BRDG
-

4758B991

or the problem was corrected.

46859900

Explanation: Licensed Internal Code for tape unit was not upgraded.

Response: The I/O processor loading of Licensed Internal Code (LIC) to the programmable tape unit was not completed.

The tape unit will continue to operate with the previous LIC. You may do either of the following:

- Wait for next IPL when the system will attempt to load the LIC for the tape drive again.
- Perform TUPIP04 to reset the IOP and the tape unit. When the IOP is reset, if the device has the wrong level of LIC, the IOP will attempt to load the new LIC.

Failing Item:

- USER
-

46859901

Explanation: Tape performance statistics logged.

Response: No action required. This reference code is logged for information only.

46859902

Explanation: An IOP dump was initiated.

Response: No action required.

46859903

Explanation: Tape device information logged.

Response: No action required. This reference code is logged for information only.

4685FFF6

Explanation: Tape volume statistics logged (no action required).

Explanation: Tampering of cryptographic card suspected.

Failing Item:

- IOA
 - FI00130
 - IOP
-

4758B992

Explanation: Operating voltage and/or temperature range limits exceeded.

Response: Correct any conditions in the physical environment which may have caused the voltage and/or temperature out-of-range error on the 4758 adapter card. After the conditions have been corrected, vary off and then vary back on the 4758 device

description associated with the 4758 adapter card.

Failing Item:

- CARDTMP

(4764) Reference codes

4764B990

Explanation: I/O adapter hardware error detected.

Failing Item:

- IOA
- AJDG301

4764B991

Explanation: Tampering of cryptographic card suspected.

Failing Item:

- IOA
- AJDG301

4764B992

Explanation: Operating voltage and/or temperature range limits exceeded.

Response: Correct any conditions in the physical environment which may have caused the voltage and/or temperature out-of-range error on the 4764 / 4765 adapter card. After the conditions have been corrected, vary off and then vary back on the 4764 / 4765 device description associated with the 4764 / 4765 adapter card.

Failing Item:

- CARDTMP

(4765) Reference codes

4765B990

Explanation: I/O adapter hardware error detected.

Response: If the secondary code for this error is F0F08038 do not work the failing item list unless you are directed to by your next level of support. This ends the procedure.

Problem determination: Perform the following steps:

1. Go to SST/DST.
2. View this error in the Product Activity Log (PAL) or the Service Action Log (SAL) under Hardware Service Manager.
3. Is the secondary code F0F08038?
 - No - There is no additional problem determination. This ends the procedure.
 - Yes - Certain cryptographic coprocessor cards of type 4765 may not function correctly in certain I/O enclosures. In order to avoid intermittent errors Licensed Internal Code (LIC) prevents an affected 4765 card from being used when it is installed in an I/O enclosure where it may not function correctly. This PAL entry was made with SRC 4765B990 and secondary code F0F08038 because LIC detected that the card may not function correctly in the I/O enclosure it is installed in. The location code of the 4765 card will be listed in the SAL. If you see this error contact IBM customer support to resolve this issue. This ends the procedure.

Failing Item:

- IOA

- AJDG301

4765B991

Explanation: Tampering of cryptographic card suspected.

Failing Item:

- IOA
- AJDG301

4765B992

Explanation: Operating voltage and/or temperature range limits exceeded.

Response: Correct any conditions in the physical environment which may have caused the voltage and/or temperature out-of-range error on the 4764 / 4765 adapter card. After the conditions have been corrected, vary off and then vary back on the 4764 / 4765 device description associated with the 4764 / 4765 adapter card.

Failing Item:

- CARDTMP

(4812) Reference codes

48126201

Explanation: A permanent I/O processor failure occurred.

Failing Item:

- IOA
 - FI00730
-

48126202

Explanation: I/O processor Licensed Internal Code error.

Failing Item:

- FI00730
 - IOA
-

48126204

Explanation: I/O adapter failure due to a thermal condition.

Failing Item:

- IOA
-

48126210

Explanation: I/O processor Licensed Internal Code error.

Failing Item:

- FI00730
-

48126221

Explanation: I/O processor resource not available.

Failing Item:

- AJDG301
 - DISKIMG
-

48126222

Explanation: A permanent I/O processor failure occurred.

Failing Item:

- FI00730
 - IOA
-

48126223

Explanation: A permanent I/O processor failure occurred.

Failing Item:

- IOA
-

- FI00730
-

48126225

Explanation: A permanent I/O processor failure occurred.

Failing Item:

- FI00730
 - AJDG301
 - IOA
-

48126226

Explanation: A Virtual SCSI error was detected.

Failing Item:

- AJDG301
 - AS4NTDD
 - FI00584
-

48126227

Explanation: Windows initiated a warm boot.

Failing Item:

- NTUSER
 - FI00730
 - IOA
-

48126228

Explanation: Windows initiated a warm boot.

Failing Item:

- FI00730
 - IOA
-

48126501

Explanation: A Windows fatal error occurred.

Failing Item:

- IOA
 - FI00730
-

48126502

Explanation: A Windows fatal error occurred.

Failing Item:

- FI00730
 - IOA
-

48126530

Explanation: A Virtual SCSI error was detected.

Failing Item:

- NTVSCSI
- NTOPSYS

48126531

Explanation: A Virtual SCSI error was detected.

Failing Item:

- NTVSCSI
- AS4NTDD
- NTOPSYS
- FI00730

48126532

Explanation: A Virtual SCSI error was detected.

Failing Item:

- NTOPSYS
- FI00730
- AS4NTDD

48126533

Explanation: A Virtual SCSI error was detected.

Failing Item:

- NTUSER
- NTOPSYS
- AS4NTDD

48126534

Explanation: A Virtual SCSI error was detected.

Failing Item:

- AS4NTDD
- FI00730
- NTOPSYS

48126535

Explanation: A Virtual SCSI error was detected.

Failing Item:

- NTUSER
- NTDEVDR
- FI00730

48126538

Explanation: A Virtual SCSI error was detected.

Failing Item:

- NTVSCSI
- NTOPSYS

48126539

Explanation: A Virtual SCSI error was detected.

Failing Item:

- NTVSCSI
- AS4NTDD
- NTOPSYS
- FI00730

4812653A

Explanation: A Virtual SCSI error was detected.

Failing Item:

- NTOPSYS
- FI00730
- AS4NTDD

4812653B

Explanation: A Virtual SCSI error was detected.

Failing Item:

- NTUSER
- NTOPSYS
- AS4NTDD

4812653C

Explanation: A Virtual SCSI error was detected.

Failing Item:

- AS4NTDD
- FI00730
- NTOPSYS

4812653D

Explanation: A Virtual SCSI error was detected.

Failing Item:

- NTUSER
 - NTDEVDR
 - FI00730
-

4812653F

Explanation: A Virtual SCSI error was detected.

Failing Item:

- NTDEVDR
 - NTOPSYS
 - AJDG301
-

48126540

Explanation: A Virtual SCSI error was detected.

Failing Item:

- NTVSCSI
 - FI00730
 - AJDG301
-

48126541

Explanation: A permanent I/O processor failure occurred.

Failing Item:

- IOA
 - FI00730
-

48126542

Explanation: Licensed Internal Code error detected.

Failing Item:

- AJDG301
 - FI00730
-

48126543

Explanation: A Windows fatal error occurred.

Failing Item:

- NTOPSYS
 - NTVSCSI
-

48126580

Explanation: A Windows fatal error occurred.

Failing Item:

- NTOPSYS
 - NTVSCSI
 - DISKIMG
 - IOA
 - FI00730
-

4812B4B0

Explanation: I/O adapter hardware error detected.

Failing Item:

- IOA
-

4812B4B1

Explanation: I/O adapter hardware error detected.

Failing Item:

- IOA
 - MEMORY
-

4812B4B4

Explanation: I/O adapter hardware error detected.

Failing Item:

- IOA
 - MEMORY
-

4812B4B5

Explanation: An I/O adapter failure occurred.

Failing Item:

- FI00730
 - IOA
-

4812B4B8

Explanation: Adapter card storage error.

Failing Item:

- MEMORY
 - IOA
-

4812B4B9

Explanation: An I/O adapter failure occurred.

Failing Item:

- IOA
-

4812B4BC

Explanation: I/O adapter error; logged only.

Failing Item:

- IOA
-

4812B4BE

Explanation: Adapter card storage error.

Failing Item:

- MEMORY
- IOA

4812B904

Explanation: A permanent I/O processor failure occurred.

Failing Item:

- FI00730
- IOA

4812B960

Explanation: I/O processor Licensed Internal Code error.

Failing Item:

- FI00730
- IOP

(506D) Reference codes

506D1511

Explanation: A non-fatal error occurred on power supply 1.

Failing Item:

- DISKPWR
- DISKFAN
- FI01106
- DEVBPLN

506D1515

Explanation: A fatal error occurred on power supply 1.

Failing Item:

- DISKPWR
- DISKFAN
- FI01106
- DEVBPLN

506D1521

Explanation: A non-fatal error occurred on power supply 2.

Failing Item:

- DISKPWR
- DISKFAN
- FI01106
- DEVBPLN

506D1525

Explanation: A fatal error occurred on power supply 2.

Failing Item:

- DISKPWR
- DISKFAN
- FI01106
- DEVBPLN

506D3002

Explanation: Addressed device backplane failed to respond to selection.

Failing Item:

- DEVBPLN
- STORIOA
- FI01140
- FI01106

506D3109

Explanation: I/O adapter timed out a device backplane command.

Failing Item:

- DEVBPLN
- STORIOA
- FI01140
- FI01106

506D7611

Explanation: A fatal error occurred on redundant fan 1.

Failing Item:

- DISKFAN

506D7614

Explanation: A fatal error occurred on fan 1.

Failing Item:

- DISKFAN

506D7621

Explanation: A fatal error occurred on redundant fan 2.

Failing Item:

- DISKFAN

506D7624

Explanation: A fatal error occurred on fan 2.

Failing Item:

- DISKFAN

506D7631

Explanation: A fatal error occurred on redundant fan 3.

Failing Item:

- DISKFAN
-

506D7634

Explanation: A fatal error occurred on fan 3.

Failing Item:

- DISKFAN
-

506D8401

Explanation: Removable media power fault.

Failing Item:

- DEVBPLN
-

506D8404

Explanation: System log entry only, no service action required.

506DFFF4

Explanation: Device backplane problem.

Failing Item:

- DEVBPLN
 - STORIOA
 - FI01140
 - FI01106
-

(506E) Reference codes

506E1511

Explanation: A non-fatal error occurred on power supply 1.

Failing Item:

- DISKPWR
 - DISKFAN
 - FI01106
 - DEVBPLN
-

Failing Item:

- DISKPWR
 - DISKFAN
 - FI01106
 - DEVBPLN
-

506E1515

Explanation: A fatal error occurred on power supply 1.

Failing Item:

- DISKPWR
 - DISKFAN
 - FI01106
 - DEVBPLN
-

506E3002

Explanation: Addressed device backplane failed to respond to selection.

Failing Item:

- DEVBPLN
 - STORIOA
 - FI01140
 - FI01106
-

506E1521

Explanation: A non-fatal error occurred on power supply 2.

Failing Item:

- DISKPWR
 - DISKFAN
 - FI01106
 - DEVBPLN
-

506E3109

Explanation: I/O adapter timed out a device backplane command.

Failing Item:

- DEVBPLN
 - STORIOA
 - FI01140
 - FI01106
-

506E1525

Explanation: A fatal error occurred on power supply 2.

506E7611

Explanation: A fatal error occurred on redundant fan 1.

Failing Item:

- DISKFAN
-

506E7614

Explanation: A fatal error occurred on fan 1.

Failing Item:

- DISKFAN
-

506E7621

Explanation: A fatal error occurred on redundant fan 2.

Failing Item:

- DISKFAN
-

506E7624

Explanation: A fatal error occurred on fan 2.

Failing Item:

- DISKFAN
-

506E7631

Explanation: A fatal error occurred on redundant fan 3.

Failing Item:

- DISKFAN
-

(509A) Reference codes

509A1511

Explanation: A non-fatal error occurred on power supply 1.

Failing Item:

- DISKPWR
 - DEVBPLN
 - SASEXP
-

509A1515

Explanation: A fatal error occurred on power supply 1.

Problem determination: This SRC can be the result of a loss of utility power, battery back up or UPS power to the I/O storage unit. The unit and power supply that detected the problem are in the FRU list of the serviceable event. Before starting a repair action for this problem verify that utility power, BBU or UPS to the unit was not interrupted at the time the SRC was logged. If there was an interruption to power at about the same time then no service is required and this problem can be closed.

Failing Item:

- DISKPWR
 - DEVBPLN
-

506E7634

Explanation: A fatal error occurred on fan 3.

Failing Item:

- DISKFAN
-

506E8401

Explanation: Removable media power fault.

Failing Item:

- DEVBPLN
-

506E8404

Explanation: System log entry only, no service action required.

506EFFF4

Explanation: Device backplane problem.

Failing Item:

- DEVBPLN
 - STORIOA
 - FI01140
 - FI01106
-

- SASEXP
-

509A1521

Explanation: A non-fatal error occurred on power supply 2.

Failing Item:

- DISKPWR
 - DEVBPLN
 - SASEXP
-

509A1525

Explanation: A fatal error occurred on power supply 2.

Problem determination: This SRC can be the result of a loss of utility power, battery back up or UPS power to the I/O storage unit. The unit and power supply that detected the problem are in the FRU list of the serviceable event. Before starting a repair action for this problem verify that utility power, BBU or UPS to the unit was not interrupted at the time the SRC was logged. If there was an interruption to power at about the same time then no service is required and this problem can be closed.

Failing Item:

- DISKPWR
-

- DEVBPLN
- SASEXP

509A3002

Explanation: Addressed device backplane failed to respond to selection.

Problem determination: If there are multiple xxxx3002 reference codes logged from the same disk expansion unit at about the same time suspect an input power failure. Verify that input power to the expansion unit power supplies was active at the time of the error. If input power to the expansion unit failed the expansion unit was not able to log a reference code for the input power failure. Restore power to the expansion unit and close the xxxx3002 problems. Otherwise work the xxxx3002 reference codes.

Failing Item:

- SASEXP
- SASCABL
- STORIOA
- DEVBPLN

509A3109

Explanation: I/O adapter timed out a device backplane command.

Failing Item:

- SASEXP
- SASCABL
- STORIOA
- DEVBPLN

509A7613

Explanation: Fan 1 has failed or is operating below optimum. Enough redundant cooling capacity remains in the I/O enclosure to avoid an over temperature condition. The fan should be replaced at the customer's earliest convenience.

Failing Item:

- DISKFAN

509A7614

Explanation: A fatal error occurred on fan 1.

Failing Item:

- DISKFAN

509A7623

Explanation: Fan 2 has failed or is operating below optimum. Enough redundant cooling capacity remains in the I/O enclosure to avoid an over temperature

condition. The fan should be replaced at the customer's earliest convenience.

Failing Item:

- DISKFAN

509A7624

Explanation: A fatal error occurred on fan 2.

Failing Item:

- DISKFAN

509A7633

Explanation: Fan 3 has failed or is operating below optimum. Enough redundant cooling capacity remains in the I/O enclosure to avoid an over temperature condition. The fan should be replaced at the customer's earliest convenience.

Failing Item:

- DISKFAN

509A7634

Explanation: A fatal error occurred on fan 3.

Failing Item:

- DISKFAN

509A7643

Explanation: Fan 4 has failed or is operating below optimum. Enough redundant cooling capacity remains in the I/O enclosure to avoid an over temperature condition. The fan should be replaced at the customer's earliest convenience.

Failing Item:

- DISKFAN

509A7644

Explanation: A fatal error occurred on fan 4.

Failing Item:

- DISKFAN

509A8404

Explanation: System log entry only, no service action required.

509AFF4

Explanation: Device backplane problem.

Failing Item:

- SASEXP
- SASCABL

- STORIOA

(509D) Reference codes

509D1511

Explanation: A non-fatal error occurred on power supply 1.

Failing Item:

- DISKPWR
- SASEXP

509D1515

Explanation: A fatal error occurred on power supply 1.

Failing Item:

- DISKPWR
- SASEXP

509D3002

Explanation: Addressed device backplane failed to respond to selection.

Failing Item:

- SASEXP
- SASCABL
- STORIOA

509D3109

(50A4) Reference codes

50A41511

Explanation: A non-fatal error occurred on power supply 1.

Failing Item:

- DISKPWR
- DEVBPLN
- SASEXP

50A41515

Explanation: A fatal error occurred on power supply 1.

Problem determination: This SRC can be the result of a loss of utility power, battery back up or UPS power to the I/O storage unit. The unit and power supply that detected the problem are in the FRU list of the serviceable event. Before starting a repair action for this problem verify that utility power, BBU or UPS to the unit was not interrupted at the time the SRC was logged. If there was an interruption to power at about

- DEVBPLN

Explanation: I/O adapter timed out a device backplane command.

Failing Item:

- SASEXP
- SASCABL
- STORIOA

509D7614

Explanation: A fatal error occurred on fan 1.

Failing Item:

- DISKFAN

509D8404

Explanation: System log entry only, no service action required.

509DFFF4

Explanation: Device backplane problem.

Failing Item:

- SASEXP
- SASCABL
- STORIOA

the same time then no service is required and this problem can be closed.

Failing Item:

- DISKPWR
- DEVBPLN
- SASEXP

50A41521

Explanation: A non-fatal error occurred on power supply 2.

Failing Item:

- DISKPWR
- DEVBPLN
- SASEXP

50A41525

Explanation: A fatal error occurred on power supply 2.

Problem determination: This SRC can be the result of

a loss of utility power, battery back up or UPS power to the I/O storage unit. The unit and power supply that detected the problem are in the FRU list of the serviceable event. Before starting a repair action for this problem verify that utility power, BBU or UPS to the unit was not interrupted at the time the SRC was logged. If there was an interruption to power at about the same time then no service is required and this problem can be closed.

Failing Item:

- DISKPWR
- DEVBPLN
- SASEXP

50A43002

Explanation: Addressed device backplane failed to respond to selection.

Problem determination: If there are multiple xxxx3002 reference codes logged from the same disk expansion unit at about the same time suspect an input power failure. Verify that input power to the expansion unit power supplies was active at the time of the error. If input power to the expansion unit failed the expansion unit was not able to log a reference code for the input power failure. Restore power to the expansion unit and close the xxxx3002 problems. Otherwise work the xxxx3002 reference codes.

Failing Item:

- SASEXP
- SASCABL
- STORIOA
- DEVBPLN

50A43109

Explanation: I/O adapter timed out a device backplane command.

Failing Item:

- SASEXP
- SASCABL
- STORIOA
- DEVBPLN

50A47614

Explanation: A fatal error occurred on fan 1.

Failing Item:

- DISKFAN

50A47624

Explanation: A fatal error occurred on fan 2.

Failing Item:

- DISKFAN

50A47634

Explanation: A fatal error occurred on fan 3.

Failing Item:

- DISKFAN

50A47644

Explanation: A fatal error occurred on fan 4.

Failing Item:

- DISKFAN

50A48404

Explanation: System log entry only, no service action required.

50A4FFF4

Explanation: Device backplane problem.

Failing Item:

- SASEXP
- SASCABL
- STORIOA
- DEVBPLN

(50AD) Reference codes

50AD1511

Explanation: A non-fatal error occurred on power supply 1.

Failing Item:

- DISKPWR
 - DEVBPLN
 - SASEXP
-

50AD1515

Explanation: A fatal error occurred on power supply 1.

Problem determination: This SRC can be the result of a loss of utility power, battery back up or UPS power to the I/O storage unit. The unit and power supply that detected the problem are in the FRU list of the serviceable event. Before starting a repair action for this problem verify that utility power, BBU or UPS to the unit was not interrupted at the time the SRC was logged. If there was an interruption to power at about the same time then no service is required and this problem can be closed.

Failing Item:

- DISKPWR
 - DEVBPLN
 - SASEXP
-

50AD1521

Explanation: A non-fatal error occurred on power supply 2.

Failing Item:

- DISKPWR
 - DEVBPLN
 - SASEXP
-

50AD1525

Explanation: A fatal error occurred on power supply 2.

Problem determination: This SRC can be the result of a loss of utility power, battery back up or UPS power to the I/O storage unit. The unit and power supply that detected the problem are in the FRU list of the serviceable event. Before starting a repair action for this problem verify that utility power, BBU or UPS to the unit was not interrupted at the time the SRC was logged. If there was an interruption to power at about the same time then no service is required and this problem can be closed.

Failing Item:

- DISKPWR
-

- DEVBPLN

- SASEXP
-

50AD3002

Explanation: Addressed device backplane failed to respond to selection.

Problem determination: If there are multiple xxxx3002 reference codes logged from the same disk expansion unit at about the same time suspect an input power failure. Verify that input power to the expansion unit power supplies was active at the time of the error. If input power to the expansion unit failed the expansion unit was not able to log a reference code for the input power failure. Restore power to the expansion unit and close the xxxx3002 problems. Otherwise work the xxxx3002 reference codes.

Failing Item:

- SASEXP
 - SASCABL
 - STORIOA
 - DEVBPLN
-

50AD3109

Explanation: I/O adapter timed out a device backplane command.

Failing Item:

- SASEXP
 - SASCABL
 - STORIOA
 - DEVBPLN
-

50AD7614

Explanation: A fatal error occurred on fan 1.

Failing Item:

- DISKFAN
-

50AD7624

Explanation: A fatal error occurred on fan 2.

Failing Item:

- DISKFAN
-

50AD7634

Explanation: A fatal error occurred on fan 3.

Failing Item:

- DISKFAN
-

50AD7644

Explanation: A fatal error occurred on fan 4.

Failing Item:

- DISKFAN
-

50AD8404

Explanation: System log entry only, no service action required.

(50B1) Reference codes

50B11511

Explanation: A non-fatal error occurred on power supply 1.

Failing Item:

- DISKPWR
 - DEVBPLN
 - SASEXP
-

50B11515

Explanation: A fatal error occurred on power supply 1.

Problem determination: This SRC can be the result of a loss of utility power, battery back up or UPS power to the I/O storage unit. The unit and power supply that detected the problem are in the FRU list of the serviceable event. Before starting a repair action for this problem verify that utility power, BBU or UPS to the unit was not interrupted at the time the SRC was logged. If there was an interruption to power at about the same time then no service is required and this problem can be closed.

Failing Item:

- DISKPWR
 - DEVBPLN
 - SASEXP
-

50B11521

Explanation: A non-fatal error occurred on power supply 2.

Failing Item:

- DISKPWR
 - DEVBPLN
 - SASEXP
-

50B11525

Explanation: A fatal error occurred on power supply 2.

Problem determination: This SRC can be the result of

50ADFFF4

Explanation: Device backplane problem.

Failing Item:

- SASEXP
 - SASCABL
 - STORIOA
 - DEVBPLN
-

a loss of utility power, battery back up or UPS power to the I/O storage unit. The unit and power supply that detected the problem are in the FRU list of the serviceable event. Before starting a repair action for this problem verify that utility power, BBU or UPS to the unit was not interrupted at the time the SRC was logged. If there was an interruption to power at about the same time then no service is required and this problem can be closed.

Failing Item:

- DISKPWR
 - DEVBPLN
 - SASEXP
-

50B13002

Explanation: Addressed device backplane failed to respond to selection.

Problem determination: If there are multiple xxxx3002 reference codes logged from the same disk expansion unit at about the same time suspect an input power failure. Verify that input power to the expansion unit power supplies was active at the time of the error. If input power to the expansion unit failed the expansion unit was not able to log a reference code for the input power failure. Restore power to the expansion unit and close the xxxx3002 problems. Otherwise work the xxxx3002 reference codes.

Failing Item:

- SASEXP
 - SASCABL
 - STORIOA
 - DEVBPLN
-

50B13109

Explanation: I/O adapter timed out a device backplane command.

Failing Item:

- SASEXP
 - SASCABL
 - STORIOA
-

50B17604 • 50B18404

- DEVBPLN

50B17604

Explanation: A fatal error occurred on fan 16.

Failing Item:

- DISKFAN

50B17614

Explanation: A fatal error occurred on fan 1.

Failing Item:

- DISKFAN

50B17624

Explanation: A fatal error occurred on fan 2.

Failing Item:

- DISKFAN

50B17634

Explanation: A fatal error occurred on fan 3.

Failing Item:

- DISKFAN

50B17644

Explanation: A fatal error occurred on fan 4.

Failing Item:

- DISKFAN

50B17654

Explanation: A fatal error occurred on fan 5.

Failing Item:

- DISKFAN

50B17664

Explanation: A fatal error occurred on fan 6.

Failing Item:

- DISKFAN

50B17674

Explanation: A fatal error occurred on fan 7.

Failing Item:

- DISKFAN

50B17684

Explanation: A fatal error occurred on fan 8.

Failing Item:

- DISKFAN

50B17694

Explanation: A fatal error occurred on fan 9.

Failing Item:

- DISKFAN

50B176A4

Explanation: A fatal error occurred on fan 10.

Failing Item:

- DISKFAN

50B176B4

Explanation: A fatal error occurred on fan 11.

Failing Item:

- DISKFAN

50B176C4

Explanation: A fatal error occurred on fan 12.

Failing Item:

- DISKFAN

50B176D4

Explanation: A fatal error occurred on fan 13.

Failing Item:

- DISKFAN

50B176E4

Explanation: A fatal error occurred on fan 14.

Failing Item:

- DISKFAN

50B176F4

Explanation: A fatal error occurred on fan 15.

Failing Item:

- DISKFAN

50B18404

Explanation: System log entry only, no service action required.

50B1FFF4**Explanation:** Device backplane problem.**Failing Item:**

- SASEXP

- SASCABL
 - STORIOA
 - DEVBPLN
-

(5619) Reference codes

A tape or tape library device failure occurred.

Note: Use this table to handle reference codes that might be displayed during a type D IPL to install the operating system. If you are not performing a type D IPL of the operating system, consult any error logs found in the serviceable event view. If you cannot locate an error log in the serviceable event view that corresponds with the failure, run a verification test for the tape unit.

1. Verify that the device has power.
2. Check the device for any error indications. Refer to the device service information to resolve any error indications.
3. Clean the recording head in the tape device.
4. Attempt the failing operation again. Does the operation complete successfully?

Yes: You have corrected the problem. **This ends the procedure.**

No: Look at the 8 rightmost characters of the Data display for Function 11, which represent the reference code. Find the reference code in the following list.

56193000**Explanation:** I/O adapter hardware error detected.**Failing Item:**

- FI01112
-

Explanation: Tape unit configuration error.**Response:** Before exchanging any parts, verify that the following conditions are not present:

- Tape and DASD devices attached to an I/O Processor that does not support Tape and Dasd devices at the same time.
- An unsupported device type or model is attached.

56193202**Explanation:** Tape unit configuration error.**Response:** Before exchanging any parts, verify that the following condition is not present:

- The attached device type or model is only supported on an I/O adapter that is attached to an I/O processor.

Failing Item:

- TAPCNFG
 - FI00871
 - PTFSRCH
-

Failing Item:

- TAPCNFG
 - FI00871
-

56199100**Explanation:** Interface error detected by system or by tape unit.**Response:** If the attached device is an external device, do the following before exchanging any parts:

1. Ensure that the signal cable is seated correctly, and that there are no bent or damaged pins on the cable.
2. For a SCSI attached device ensure that a terminating plug is attached to the device end of the cable.

If the attached tape device is owned by a Virtual I/O Server partition refer to Troubleshooting the Virtual I/O Server to determine the parts to replace.

Failing Item:

- FI00871
 - FI01112
-

56193400**Explanation:** Device error has occurred.**Failing Item:**

- FI00872
 - DEVTERM
 - FI00871
 - FI01103
 - FI01106
-

56199020

56199101 • 56199201

- FI00872
- DEVTERM

56199101

Explanation: Fibre Channel interface error detected.

Response: If the attached device is an external device, do the following before exchanging any parts:

1. Ensure that the Fibre Channel cable is correctly connected to the ports.
2. Clean the Fibre Channel connectors.
3. If there is a switch or hub attached, verify that it is operational.
4. If there is a gateway device attached, refer to the gateway device service documentation for additional problem analysis procedures.
5. refer to the tape device service documentation for additional problem analysis procedures.

If the attached tape device is owned by a Virtual I/O Server partition refer to Troubleshooting the Virtual I/O Server to determine the parts to replace.

Failing Item:

- FCIOA
- FCDEV
- FCCABLE

56199102

Explanation: Gateway device detected a SCSI interface error.

Response: Use the gateway device service documentation to analyze the problem.

Failing Item:

- FI00871
- FCGATE
- FI00872
- DEVTERM

56199103

Explanation: Interface error detected by system or by tape unit.

Response: If the attached device is an external tape device, do the following before exchanging any parts:

1. Ensure that the SAS cable is correctly connected to the ports.
2. Ensure that the device has power.

If the attached tape device is owned by a Virtual I/O Server partition refer to Troubleshooting the Virtual I/O Server to determine the parts to replace.

Failing Item:

- FI00871
- FI01112
- SASCABL

56199104

Explanation: Interface error detected by system or by tape unit.

Response: If the attached device is an external tape device, do the following before exchanging any parts:

1. Ensure that the USB cable is correctly connected to the ports.
2. Ensure that the device has power.

If the attached tape device is owned by a Virtual I/O Server partition refer to Troubleshooting the Virtual I/O Server to determine the parts to replace.

Failing Item:

- USB_DEV
- USB_IOA
- USB_CBL

56199200

Explanation: Tape unit is not responding.

Response: If the attached device is an external device, do the following before exchanging any parts:

1. Ensure that the device is powered on.
2. Ensure that the signal cable is seated correctly, and that there are no bent or damaged pins on the cable.
3. For a SCSI attached device ensure that a terminating plug is attached to the device end of the SCSI cable.

If the attached tape device is owned by a Virtual I/O Server partition refer to Troubleshooting the Virtual I/O Server to determine the parts to replace.

Failing Item:

- FI00871
- FI01112
- FI00872
- DEVTERM

56199201

Explanation: Tape unit command timeout.

Response: If the attached device is an external device, do the following before exchanging any parts:

1. Ensure that the device is powered on.
2. If an interposer is required, make sure that it is connected between the I/O processor and the SCSI cable.

3. Ensure that the signal cable is seated correctly, and that there are no bent or damaged pins on the SCSI cable.
4. Ensure that a terminating plug is attached to the device end of the SCSI cable.
5. If the attached tape device is owned by a Virtual I/O Server partition it may be necessary to reset the virtual IOP to recover from the error.

Failing Item:

- FI00871
- FI01112
- FI00872
- DEVTERM
- MEDIA

56199202

Explanation: Tape unit failed after Licensed Internal Code was loaded.

Response: If the attached device is an external device, do the following before exchanging any parts:

1. Ensure that the device is powered on.
2. If an interposer is required, make sure that it is connected between the I/O processor and the SCSI cable.
3. Ensure that the SCSI cable is seated correctly, and that there are no bent or damaged pins on the SCSI cable.
4. Ensure that a terminating plug is attached to the device end of the SCSI cable.

Failing Item:

- FI00871
- FI01112
- FI00872
- DEVTERM

56199210

Explanation: Illegal or unsupported tape unit response.

Failing Item:

- FI00871
- FI01112
- PTFSRCH

56199211

Explanation: Gateway device detected a bus protocol error.

Response: Use the gateway device service documentation to analyze the problem.

Failing Item:

- FCGATE
- FCIOA
- FI00871
- ANYFC
- FCCABLE
- FI00872
- DEVTERM

56199220

Explanation: Hardware configuration change detected.

Response: The tape device or tape library device has reported a configuration change that requires the I/O processor to be reset. Reset the I/O processor before using the device.

56199221

Explanation: I/O path change occurred.

Response: No action required. This reference code is logged for information only.

56199300

Explanation: Tape unit failure.

Failing Item:

- FI00871

56199301

Explanation: Tape device failure, redundancy lost.

Response: The tape unit detected a hardware failure that does not prevent the tape unit from completing the current operation.

Failing Item:

- FI00871

56199302

Explanation: Tape device failure or media error.

Response: The tape unit detected a failure that may be caused by a hardware failure or a media error.

Refer to the tape unit service information for possible information on diagnostic tests that can be run to isolate between hardware and media failures.

Failing Item:

- MEDIA
- FI00871

56199303

Explanation: Gateway device failure.

Response: Use the gateway device service documentation to analyze the problem.

Failing Item:

- FCGATE

56199304

Explanation: Tape unit failure.

Response: Before exchanging any parts, do the following:

1. Ensure that the EKM/TKLM server is operational and properly configured.
2. Ensure that the mounted cartridge is in the EKM/TKLM server database.

Failing Item:

- USER
- FI00871

56199310

Explanation: Licensed Internal Code for the tape unit is not correct.

Failing Item:

- PTFSRCH
- FI00871

56199320

Explanation: Tape device Licensed Internal Code failure.

Failing Item:

- FI00130
- FI00871

56199321

Explanation: Gateway device Licensed Internal Code error.

Response: Use the gateway device service documentation to analyze the problem.

Failing Item:

- FCCODE

56199350

Explanation: Tape unit detected a read or write error on tape medium.

Response: A permanent read or write error occurred. Clean the tape unit and retry the operation.

If cleaning the tape unit does not correct the problem, exchange the tape media.

Failing Item:

- MEDIA
- TAPCLN
- FI00871

56199351

Explanation: Tape with excessive error rate was mounted in tape device.

Response: The tape unit detected that the mounted tape cartridge has a history of excessive read and write errors. It is recommended that you exchange the tape cartridge.

Failing Item:

- MEDIA
- TAPCLN
- FI00871

56199355

Explanation: The data format is incorrect; the tape cannot be read.

Response: The tape unit has detected that the data format on the tape media is not supported or that the tape media is defective. Do the following before exchanging any parts:

1. Initialize the tape to a different format.
2. Clean the tape unit.

If the operation continues to fail, use a different tape cartridge.

Failing Item:

- USER
- MEDIA
- TAPCLN
- FI00871

56199500

Explanation: Licensed Internal Code error.

Response: If the system is operational, perform a dump of the I/O processor data.

Failing Item:

- PTFSRCH

56199501

Explanation: Licensed Internal Code error.

Failing Item:

- PTFSRCH

56199800

Explanation: System successfully recovered from temporary I/O error.

Response: No action required. This reference code is logged for information only.

56199801

Explanation: System successfully recovered from temporary I/O error.

Response: No action required. This reference code is logged for information only.

56199802

Explanation: System successfully recovered from temporary I/O error.

Response: No action required. This reference code is logged for information only.

56199803

Explanation: System successfully recovered from temporary I/O error.

Response: No action required. This reference code is logged for information only.

56199804

Explanation: System successfully recovered from temporary I/O error.

Response: No action required. This reference code is logged for information only.

56199805

Explanation: System successfully recovered from temporary I/O error.

Response: No action required. This reference code is logged for information only.

56199806

Explanation: System successfully recovered from temporary I/O error.

Response: No action required. This reference code is logged for information only.

56199810

Explanation: Problem analysis has determined a part should be replaced.

(5638) Reference codes

A tape or tape library device failure occurred.

Response: This reference code is used for ending Online Problem Analysis with a list of failing items. (Information Only.)

56199899

Explanation: Problem analysis completed, the problem has been corrected.

Response: This reference code is used for ending Online Problem Analysis when no problem was found or the problem was corrected.

56199900

Explanation: Licensed Internal Code for tape unit was not upgraded.

Response: The I/O processor loading of Licensed Internal Code (LIC) to the programmable tape unit was not completed.

The tape unit will continue to operate with the previous LIC. You may do either of the following:

- Wait for next IPL when the system will attempt to load the LIC for the tape drive again.
- Perform TUIPI04 to reset the IOP and the tape unit. When the IOP is reset, if the device has the wrong level of LIC, the IOP will attempt to load the new LIC.

Failing Item:

- USER
-

56199901

Explanation: Tape performance statistics logged.

Response: No action required. This reference code is logged for information only.

56199902

Explanation: An IOP dump was initiated.

Response: No action required.

56199903

Explanation: Tape device information logged.

Response: No action required. This reference code is logged for information only.

5619FFF6

Explanation: Tape volume statistics logged (no action required).

Note: Use this table to handle reference codes that might be displayed during a type D IPL to install the operating system. If you are not performing a type D IPL of the operating system, consult any error logs found in the serviceable event view. If you cannot locate an error log in the serviceable event view that corresponds with the failure, run a verification test for the tape unit.

1. Verify that the device has power.
2. Check the device for any error indications. Refer to the device service information to resolve any error indications.
3. Clean the recording head in the tape device.
4. Attempt the failing operation again. Does the operation complete successfully?

Yes: You have corrected the problem. **This ends the procedure.**

No: Look at the 8 rightmost characters of the Data display for Function 11, which represent the reference code. Find the reference code in the following list.

56383000

Explanation: I/O adapter hardware error detected.

Failing Item:

- FI01112

56383202

Explanation: Tape unit configuration error.

Response: Before exchanging any parts, verify that the following condition is not present:

- The attached device type or model is only supported on an I/O adapter that is attached to an I/O processor.

Failing Item:

- TAPCNFG
- FI00871

56383400

Explanation: Device error has occurred.

Failing Item:

- FI00872
- DEVTERM
- FI00871
- FI01103
- FI01106

56389020

Explanation: Tape unit configuration error.

Response: Before exchanging any parts, verify that the following conditions are not present:

- Tape and DASD devices attached to an I/O Processor that does not support Tape and Dasd devices at the same time.
- An unsupported device type or model is attached.

Failing Item:

- TAPCNFG

- FI00871
- PTFSRCH

56389100

Explanation: Interface error detected by system or by tape unit.

Response: If the attached device is an external device, do the following before exchanging any parts:

1. Ensure that the signal cable is seated correctly, and that there are no bent or damaged pins on the cable.
2. For a SCSI attached device ensure that a terminating plug is attached to the device end of the cable.

If the attached tape device is owned by a Virtual I/O Server partition refer to Troubleshooting the Virtual I/O Server to determine the parts to replace.

Failing Item:

- FI00871
- FI01112
- FI00872
- DEVTERM

56389101

Explanation: Fibre Channel interface error detected.

Response: If the attached device is an external device, do the following before exchanging any parts:

1. Ensure that the Fibre Channel cable is correctly connected to the ports.
2. Clean the Fibre Channel connectors.
3. If there is a switch or hub attached, verify that it is operational.
4. If there is a gateway device attached, refer to the gateway device service documentation for additional problem analysis procedures.
5. refer to the tape device service documentation for additional problem analysis procedures.

If the attached tape device is owned by a Virtual I/O Server partition refer to Troubleshooting the Virtual I/O Server to determine the parts to replace.

Failing Item:

- FCIOA
- FCDEV
- FCCABLE

56389102

Explanation: Gateway device detected a SCSI interface error.

Response: Use the gateway device service documentation to analyze the problem.

Failing Item:

- FI00871
- FCGATE
- FI00872
- DEVTERM

56389103

Explanation: Interface error detected by system or by tape unit.

Response: If the attached device is an external tape device, do the following before exchanging any parts:

1. Ensure that the SAS cable is correctly connected to the ports.
2. Ensure that the device has power.

If the attached tape device is owned by a Virtual I/O Server partition refer to Troubleshooting the Virtual I/O Server to determine the parts to replace.

Failing Item:

- FI00871
- FI01112
- SASCABL

56389104

Explanation: Interface error detected by system or by tape unit.

Response: If the attached device is an external tape device, do the following before exchanging any parts:

1. Ensure that the USB cable is correctly connected to the ports.
2. Ensure that the device has power.

If the attached tape device is owned by a Virtual I/O Server partition refer to Troubleshooting the Virtual I/O Server to determine the parts to replace.

Failing Item:

- USB_DEV

- USB_IOA
- USB_CBL

56389200

Explanation: Tape unit is not responding.

Response: If the attached device is an external device, do the following before exchanging any parts:

1. Ensure that the device is powered on.
2. Ensure that the signal cable is seated correctly, and that there are no bent or damaged pins on the cable.
3. For a SCSI attached device ensure that a terminating plug is attached to the device end of the SCSI cable.

If the attached tape device is owned by a Virtual I/O Server partition refer to Troubleshooting the Virtual I/O Server to determine the parts to replace.

Failing Item:

- FI00871
- FI01112
- FI00872
- DEVTERM

56389201

Explanation: Tape unit command timeout.

Response: If the attached device is an external device, do the following before exchanging any parts:

1. Ensure that the device is powered on.
2. If an interposer is required, make sure that it is connected between the I/O processor and the SCSI cable.
3. Ensure that the signal cable is seated correctly, and that there are no bent or damaged pins on the SCSI cable.
4. Ensure that a terminating plug is attached to the device end of the SCSI cable.
5. If the attached tape device is owned by a Virtual I/O Server partition it may be necessary to reset the virtual IOP to recover from the error.

Failing Item:

- FI00871
- FI01112
- FI00872
- DEVTERM
- MEDIA

56389202

Explanation: Tape unit failed after Licensed Internal Code was loaded.

Response: If the attached device is an external device,

do the following before exchanging any parts:

1. Ensure that the device is powered on.
2. If an interposer is required, make sure that it is connected between the I/O processor and the SCSI cable.
3. Ensure that the SCSI cable is seated correctly, and that there are no bent or damaged pins on the SCSI cable.
4. Ensure that a terminating plug is attached to the device end of the SCSI cable.

Failing Item:

- FI00871
- FI01112
- FI00872
- DEVTERM

56389210

Explanation: Illegal or unsupported tape unit response.

Failing Item:

- FI00871
- FI01112
- PTFSRCH

56389211

Explanation: Gateway device detected a bus protocol error.

Response: Use the gateway device service documentation to analyze the problem.

Failing Item:

- FCGATE
- FCIOA
- FI00871
- ANYFC
- FCCABLE
- FI00872
- DEVTERM

56389220

Explanation: Hardware configuration change detected.

Response: The tape device or tape library device has reported a configuration change that requires the I/O processor to be reset. Reset the I/O processor before using the device.

56389221

Explanation: I/O path change occurred.

Response: No action required. This reference code is logged for information only.

56389300

Explanation: Tape unit failure.

Failing Item:

- FI00871

56389301

Explanation: Tape device failure, redundancy lost.

Response: The tape unit detected a hardware failure that does not prevent the tape unit from completing the current operation.

Failing Item:

- FI00871

56389302

Explanation: Tape device failure or media error.

Response: The tape unit detected a failure that may be caused by a hardware failure or a media error.

Refer to the tape unit service information for possible information on diagnostic tests that can be run to isolate between hardware and media failures.

Failing Item:

- MEDIA
- FI00871

56389303

Explanation: Gateway device failure.

Response: Use the gateway device service documentation to analyze the problem.

Failing Item:

- FCGATE

56389304

Explanation: Tape unit failure.

Response: Before exchanging any parts, do the following:

1. Ensure that the EKM/TKLM server is operational and properly configured.
2. Ensure that the mounted cartridge is in the EKM/TKLM server database.

Failing Item:

- USER

- FI00871

56389310

Explanation: Licensed Internal Code for the tape unit is not correct.

Failing Item:

- PTFSRCH
- FI00871

56389320

Explanation: Tape device Licensed Internal Code failure.

Failing Item:

- FI00130
- FI00871

56389321

Explanation: Gateway device Licensed Internal Code error.

Response: Use the gateway device service documentation to analyze the problem.

Failing Item:

- FCCODE

56389350

Explanation: Tape unit detected a read or write error on tape medium.

Response: A permanent read or write error occurred. Clean the tape unit and retry the operation.

If cleaning the tape unit does not correct the problem, exchange the tape media.

Failing Item:

- MEDIA
- TAPCLN
- FI00871

56389351

Explanation: Tape with excessive error rate was mounted in tape device.

Response: The tape unit detected that the mounted tape cartridge has a history of excessive read and write errors. It is recommended that you exchange the tape cartridge.

Failing Item:

- MEDIA
- TAPCLN
- FI00871

56389355

Explanation: The data format is incorrect; the tape cannot be read.

Response: The tape unit has detected that the data format on the tape media is not supported or that the tape media is defective. Do the following before exchanging any parts:

1. Initialize the tape to a different format.
2. Clean the tape unit.

If the operation continues to fail, use a different tape cartridge.

Failing Item:

- USER
- MEDIA
- TAPCLN
- FI00871

56389500

Explanation: Licensed Internal Code error.

Response: If the system is operational, perform a dump of the I/O processor data.

Failing Item:

- PTFSRCH

56389501

Explanation: Licensed Internal Code error.

Failing Item:

- PTFSRCH

56389800

Explanation: System successfully recovered from temporary I/O error.

Response: No action required. This reference code is logged for information only.

56389801

Explanation: System successfully recovered from temporary I/O error.

Response: No action required. This reference code is logged for information only.

56389802

Explanation: System successfully recovered from temporary I/O error.

Response: No action required. This reference code is logged for information only.

56389803

Explanation: System successfully recovered from temporary I/O error.

Response: No action required. This reference code is logged for information only.

56389804

Explanation: System successfully recovered from temporary I/O error.

Response: No action required. This reference code is logged for information only.

56389805

Explanation: System successfully recovered from temporary I/O error.

Response: No action required. This reference code is logged for information only.

56389806

Explanation: System successfully recovered from temporary I/O error.

Response: No action required. This reference code is logged for information only.

56389810

Explanation: Problem analysis has determined a part should be replaced.

Response: This reference code is used for ending Online Problem Analysis with a list of failing items. (Information Only.)

56389899

Explanation: Problem analysis completed, the problem has been corrected.

Response: This reference code is used for ending Online Problem Analysis when no problem was found

or the problem was corrected.

56389900

Explanation: Licensed Internal Code for tape unit was not upgraded.

Response: The I/O processor loading of Licensed Internal Code (LIC) to the programmable tape unit was not completed.

The tape unit will continue to operate with the previous LIC. You may do either of the following:

- Wait for next IPL when the system will attempt to load the LIC for the tape drive again.
- Perform TUIP04 to reset the IOP and the tape unit. When the IOP is reset, if the device has the wrong level of LIC, the IOP will attempt to load the new LIC.

Failing Item:

- USER
-

56389901

Explanation: Tape performance statistics logged.

Response: No action required. This reference code is logged for information only.

56389902

Explanation: An IOP dump was initiated.

Response: No action required.

56389903

Explanation: Tape device information logged.

Response: No action required. This reference code is logged for information only.

5638FFF6

Explanation: Tape volume statistics logged (no action required).

(5675) Reference codes

A tape or tape library device failure occurred.

Note: Use this table to handle reference codes that might be displayed during a type D IPL to install the operating system. If you are not performing a type D IPL of the operating system, consult any error logs found in the serviceable event view. If you cannot locate an error log in the serviceable event view that corresponds with the failure, run a verification test for the tape unit.

1. Verify that the device has power.
2. Check the device for any error indications. Refer to the device service information to resolve any error indications.
3. Clean the recording head in the tape device.

4. Attempt the failing operation again. Does the operation complete successfully?

Yes: You have corrected the problem. **This ends the procedure.**

No: Look at the 8 rightmost characters of the Data display for Function 11, which represent the reference code. Find the reference code in the following list.

56753000

Explanation: I/O adapter hardware error detected.

Failing Item:

- FI01112

56753202

Explanation: Tape unit configuration error.

Response: Before exchanging any parts, verify that the following condition is not present:

- The attached device type or model is only supported on an I/O adapter that is attached to an I/O processor.

Failing Item:

- TAPCNFG
- FI00871

56753400

Explanation: Device error has occurred.

Failing Item:

- FI00872
- DEVTERM
- FI00871
- FI01103
- FI01106

56759020

Explanation: Tape unit configuration error.

Response: Before exchanging any parts, verify that the following conditions are not present:

- Tape and DASD devices attached to an I/O Processor that does not support Tape and Dasd devices at the same time.
- An unsupported device type or model is attached.

Failing Item:

- TAPCNFG
- FI00871
- PTFSRCH

56759100

Explanation: Interface error detected by system or by tape unit.

Response: If the attached device is an external device, do the following before exchanging any parts:

1. Ensure that the signal cable is seated correctly, and that there are no bent or damaged pins on the cable.
2. For a SCSI attached device ensure that a terminating plug is attached to the device end of the cable.

If the attached tape device is owned by a Virtual I/O Server partition refer to Troubleshooting the Virtual I/O Server to determine the parts to replace.

Failing Item:

- FI00871
- FI01112
- FI00872
- DEVTERM

56759101

Explanation: Fibre Channel interface error detected.

Response: If the attached device is an external device, do the following before exchanging any parts:

1. Ensure that the Fibre Channel cable is correctly connected to the ports.
2. Clean the Fibre Channel connectors.
3. If there is a switch or hub attached, verify that it is operational.
4. If there is a gateway device attached, refer to the gateway device service documentation for additional problem analysis procedures.
5. refer to the tape device service documentation for additional problem analysis procedures.

If the attached tape device is owned by a Virtual I/O Server partition refer to Troubleshooting the Virtual I/O Server to determine the parts to replace.

Failing Item:

- FCIOA
- FCDEV
- FCCABLE

56759102

Explanation: Gateway device detected a SCSI interface error.

Response: Use the gateway device service documentation to analyze the problem.

Failing Item:

- FI00871
- FCGATE

- FI00872
- DEVTERM

56759103

Explanation: Interface error detected by system or by tape unit.

Response: If the attached device is an external tape device, do the following before exchanging any parts:

1. Ensure that the SAS cable is correctly connected to the ports.
2. Ensure that the device has power.

If the attached tape device is owned by a Virtual I/O Server partition refer to Troubleshooting the Virtual I/O Server to determine the parts to replace.

Failing Item:

- FI00871
- FI01112
- SASCABL

56759104

Explanation: Interface error detected by system or by tape unit.

Response: If the attached device is an external tape device, do the following before exchanging any parts:

1. Ensure that the USB cable is correctly connected to the ports.
2. Ensure that the device has power.

If the attached tape device is owned by a Virtual I/O Server partition refer to Troubleshooting the Virtual I/O Server to determine the parts to replace.

Failing Item:

- USB_DEV
- USB_IOA
- USB_CBL

56759200

Explanation: Tape unit is not responding.

Response: If the attached device is an external device, do the following before exchanging any parts:

1. Ensure that the device is powered on.
2. Ensure that the signal cable is seated correctly, and that there are no bent or damaged pins on the cable.
3. For a SCSI attached device ensure that a terminating plug is attached to the device end of the SCSI cable.

If the attached tape device is owned by a Virtual I/O Server partition refer to Troubleshooting the Virtual I/O Server to determine the parts to replace.

Failing Item:

- FI00871
- FI01112
- FI00872
- DEVTERM

56759201

Explanation: Tape unit command timeout.

Response: If the attached device is an external device, do the following before exchanging any parts:

1. Ensure that the device is powered on.
2. If an interposer is required, make sure that it is connected between the I/O processor and the SCSI cable.
3. Ensure that the signal cable is seated correctly, and that there are no bent or damaged pins on the SCSI cable.
4. Ensure that a terminating plug is attached to the device end of the SCSI cable.
5. If the attached tape device is owned by a Virtual I/O Server partition it may be necessary to reset the virtual IOP to recover from the error.

Failing Item:

- FI00871
- FI01112
- FI00872
- DEVTERM
- MEDIA

56759202

Explanation: Tape unit failed after Licensed Internal Code was loaded.

Response: If the attached device is an external device, do the following before exchanging any parts:

1. Ensure that the device is powered on.
2. If an interposer is required, make sure that it is connected between the I/O processor and the SCSI cable.
3. Ensure that the SCSI cable is seated correctly, and that there are no bent or damaged pins on the SCSI cable.
4. Ensure that a terminating plug is attached to the device end of the SCSI cable.

Failing Item:

- FI00871
- FI01112
- FI00872
- DEVTERM

56759210

Explanation: Illegal or unsupported tape unit response.

Failing Item:

- FI00871
 - FI01112
 - PTFSRCH
-

56759211

Explanation: Gateway device detected a bus protocol error.

Response: Use the gateway device service documentation to analyze the problem.

Failing Item:

- FCGATE
 - FCIOA
 - FI00871
 - ANYFC
 - FCCABLE
 - FI00872
 - DEVTERM
-

56759220

Explanation: Hardware configuration change detected.

Response: The tape device or tape library device has reported a configuration change that requires the I/O processor to be reset. Reset the I/O processor before using the device.

56759221

Explanation: I/O path change occurred.

Response: No action required. This reference code is logged for information only.

56759300

Explanation: Tape unit failure.

Failing Item:

- FI00871
-

56759301

Explanation: Tape device failure, redundancy lost.

Response: The tape unit detected a hardware failure that does not prevent the tape unit from completing the current operation.

Failing Item:

- FI00871
-

56759302

Explanation: Tape device failure or media error.

Response: The tape unit detected a failure that may be caused by a hardware failure or a media error.

Refer to the tape unit service information for possible information on diagnostic tests that can be run to isolate between hardware and media failures.

Failing Item:

- MEDIA
 - FI00871
-

56759303

Explanation: Gateway device failure.

Response: Use the gateway device service documentation to analyze the problem.

Failing Item:

- FCGATE
-

56759304

Explanation: Tape unit failure.

Response: Before exchanging any parts, do the following:

1. Ensure that the EKM/TKLM server is operational and properly configured.
2. Ensure that the mounted cartridge is in the EKM/TKLM server database.

Failing Item:

- USER
 - FI00871
-

56759310

Explanation: Licensed Internal Code for the tape unit is not correct.

Failing Item:

- PTFSRCH
 - FI00871
-

56759320

Explanation: Tape device Licensed Internal Code failure.

Failing Item:

- FI00130
 - FI00871
-

56759321

Explanation: Gateway device Licensed Internal Code error.

Response: Use the gateway device service documentation to analyze the problem.

Failing Item:

- FCCODE
-

56759350

Explanation: Tape unit detected a read or write error on tape medium.

Response: A permanent read or write error occurred. Clean the tape unit and retry the operation.

If cleaning the tape unit does not correct the problem, exchange the tape media.

Failing Item:

- MEDIA
 - TAPCLN
 - FI00871
-

56759351

Explanation: Tape with excessive error rate was mounted in tape device.

Response: The tape unit detected that the mounted tape cartridge has a history of excessive read and write errors. It is recommended that you exchange the tape cartridge.

Failing Item:

- MEDIA
 - TAPCLN
 - FI00871
-

56759355

Explanation: The data format is incorrect; the tape cannot be read.

Response: The tape unit has detected that the data format on the tape media is not supported or that the tape media is defective. Do the following before exchanging any parts:

1. Initialize the tape to a different format.
2. Clean the tape unit.

If the operation continues to fail, use a different tape cartridge.

Failing Item:

- USER
 - MEDIA
 - TAPCLN
-

- FI00871
-

56759500

Explanation: Licensed Internal Code error.

Response: If the system is operational, perform a dump of the I/O processor data.

Failing Item:

- PTFSRCH
-

56759501

Explanation: Licensed Internal Code error.

Failing Item:

- PTFSRCH
-

56759800

Explanation: System successfully recovered from temporary I/O error.

Response: No action required. This reference code is logged for information only.

56759801

Explanation: System successfully recovered from temporary I/O error.

Response: No action required. This reference code is logged for information only.

56759802

Explanation: System successfully recovered from temporary I/O error.

Response: No action required. This reference code is logged for information only.

56759803

Explanation: System successfully recovered from temporary I/O error.

Response: No action required. This reference code is logged for information only.

56759804

Explanation: System successfully recovered from temporary I/O error.

Response: No action required. This reference code is logged for information only.

56759805

Explanation: System successfully recovered from temporary I/O error.

Response: No action required. This reference code is logged for information only.

56759806

Explanation: System successfully recovered from temporary I/O error.

Response: No action required. This reference code is logged for information only.

56759810

Explanation: Problem analysis has determined a part should be replaced.

Response: This reference code is used for ending Online Problem Analysis with a list of failing items. (Information Only.)

56759899

Explanation: Problem analysis completed, the problem has been corrected.

Response: This reference code is used for ending Online Problem Analysis when no problem was found or the problem was corrected.

56759900

Explanation: Licensed Internal Code for tape unit was not upgraded.

Response: The I/O processor loading of Licensed Internal Code (LIC) to the programmable tape unit was not completed.

The tape unit will continue to operate with the previous LIC. You may do either of the following:

- Wait for next IPL when the system will attempt to load the LIC for the tape drive again.
- Perform TUIPI04 to reset the IOP and the tape unit. When the IOP is reset, if the device has the wrong level of LIC, the IOP will attempt to load the new LIC.

Failing Item:

- USER
-

56759901

Explanation: Tape performance statistics logged.

Response: No action required. This reference code is logged for information only.

56759902

Explanation: An IOP dump was initiated.

Response: No action required.

56759903

Explanation: Tape device information logged.

Response: No action required. This reference code is logged for information only.

5675FFF6

Explanation: Tape volume statistics logged (no action required).

(5700) Reference codes

5700A001

Explanation: I/O adapter Licensed Internal Code error detected.

Failing Item:

- AJDGP01

5700B9A0

Explanation: I/O adapter hardware error detected.

Failing Item:

- FI00719

- FI00718
- AJDGP01
- MA_BRDG

5700B9B0

Explanation: I/O adapter hardware error detected.

Failing Item:

- FI00719
- AJDG301
- MA_BRDG

(5701) Reference codes

5701A001

Explanation: I/O adapter Licensed Internal Code error detected.

Failing Item:

- AJDGP01

5701B9A0

Explanation: I/O adapter hardware error detected.

Failing Item:

- FI00719

- FI00718
- AJDGP01
- MA_BRDG

5701B9B0

Explanation: I/O adapter hardware error detected.

Failing Item:

- FI00719
- AJDG301
- MA_BRDG

(5702) Reference codes

57020A17

Explanation: A permanent I/O processor failure occurred.

Failing Item:

- IOP
- MA_BRDG
- AJDGP01
- AJDG301

Explanation: Out of alternate sectors for disk storage.

Failing Item:

- FI01105

57020A22

Explanation: I/O processor detected a storage transfer error.

Failing Item:

- AJDGP01
- AJDG301
- IOP
- MA_BRDG

57021306

Explanation: I/O processor card or Licensed Internal Code error.

Response: A microprocessor exception occurred on the I/O processor.

Failing Item:

- AJDGP01
- IOP
- FI01104
- BACKPLN

57021307

Explanation: I/O processor resource not available.

Failing Item:

- AJDGP01

- AJDG301

57021310

Explanation: I/O processor resource not available.

Response: The I/O processor error log is being filled faster than the errors are being reported to the system. Check other errors reported to the system and correct them.

57021317

Explanation: I/O processor card error.

Response: Display the Service Action Log entry for this SRC. If the Failing Item indicates IOP, then replace the IOP. If the Failing Item indicates SVCDOCS, then do NOT replace the IOP. This is a recoverable error. Perform the following:

1. If the I/O Processor is not operable and disk units are attached, use Hardware Service Manager to re-IPL the IOP. Other resources attached to the IOP may then need to be Varied On.
2. If disk units are not attached, perform the VRYCFG RESET(*YES) command to reset the IOP and Vary On attached resources.

Failing Item:

- SVCDOCS

57022200

Explanation: I/O processor Licensed Internal Code error.

Failing Item:

- AJDGP01

57022201

Explanation: Removable media error during IPL.

Failing Item:

- USER
- FI01105

57022202

Explanation: Removable media error during IPL.

Failing Item:

- FI00022
- FI01105

57023000

Explanation: A permanent I/O processor failure occurred.

Failing Item:

- FI01101
- IOP
- MA_BRDG

57023001

Explanation: Not valid condition in I/O Processor Licensed Internal Code.

Response: The Licensed Internal Code found a condition that should not have occurred.

Failing Item:

- IOP
- AJDGP01

57023002

Explanation: Addressed device failed to respond to selection.

Failing Item:

- IOPIP16
- FI01105
- STORIOA
- FI01140
- FI01141
- FI01106

57023006

Explanation: System bus error.

Failing Item:

- IOP
- ANYBUS
- FI01101

57023020

Explanation: I/O processor detected a SCSI bus configuration error.

Response: Error occurred on SCSI bus 0.

Failing Item:

- IOPIP17
- USER
- FI01107
- STORIOA

57023021

Explanation: I/O processor detected a SCSI bus configuration error.

Response: Error occurred on SCSI bus 1.

Failing Item:

57023022 • 57023102

- IOPIP17
- USER
- FI01107
- STORIOA

57023022

Explanation: I/O processor detected a SCSI bus configuration error.

Response: Error occurred on SCSI bus 2.

Failing Item:

- IOPIP17
- USER
- FI01107
- STORIOA

57023023

Explanation: I/O processor detected a SCSI bus configuration error.

Response: Error occurred on SCSI bus 3.

Failing Item:

- IOPIP17
- USER
- FI01107
- STORIOA

57023080

Explanation: I/O processor Licensed Internal Code error.

Failing Item:

- AJDGP01

57023081

Explanation: System log entry only, no service action required.

57023084

Explanation: I/O processor card or Licensed Internal Code error.

Response: A microprocessor exception occurred on the I/O processor.

Failing Item:

- AJDGP01
- IOP
- FI01104
- MA_BRDG

57023087

Explanation: I/O processor resource not available.

Response: The Licensed Internal Code could not allocate resources on the I/O processor card.

Failing Item:

- AJDGP01
- AJDGP301
- IOACNFG
- FI01104

57023100

Explanation: I/O processor card detected interface error.

Response: Error occurred on SCSI bus 0.

Failing Item:

- IOPIP13
- FI01107
- STORIOA
- FI01140
- DEVBPLN

57023101

Explanation: I/O processor card detected interface error.

Response: Error occurred on SCSI bus 1.

Failing Item:

- IOPIP13
- FI01107
- STORIOA
- FI01140
- DEVBPLN

57023102

Explanation: I/O processor card detected interface error.

Response: Error occurred on SCSI bus 2.

Failing Item:

- IOPIP13
 - FI01107
 - STORIOA
 - FI01140
 - DEVBPLN
-

57023103

Explanation: I/O processor card detected interface error.

Response: Error occurred on SCSI bus 3.

Failing Item:

- IOPIP13
 - FI01107
 - STORIOA
 - FI01140
 - DEVBPLN
-

57023109

Explanation: I/O processor timed out a device command.

Failing Item:

- IOPIP16
 - FI01105
 - STORIOA
 - FI01140
 - BACKPLN
 - FI01106
-

57023110

Explanation: I/O processor card detected interface error.

Failing Item:

- IOPIP16
 - FI01105
 - STORIOA
 - FI01140
 - BACKPLN
 - FI01106
-

57023120

Explanation: I/O Processor detected that the bus is not operational.

Response: A device was added to SCSI bus 0 of the I/O Adapter and caused the bus to become not operational. Remove the device.

Failing Item:

- SVCDOCS
-

57023121

Explanation: I/O Processor detected that the bus is not operational.

Response: A device was added to SCSI bus 1 of the I/O Adapter and caused the bus to become not

operational. Remove the device.

Failing Item:

- SVCDOCS
-

57023122

Explanation: I/O Processor detected that the bus is not operational.

Response: A device was added to SCSI bus 2 of the I/O Adapter and caused the bus to become not operational. Remove the device.

Failing Item:

- SVCDOCS
-

57023123

Explanation: I/O Processor detected that the bus is not operational.

Response: A device was added to SCSI bus 3 of the I/O Adapter and caused the bus to become not operational. Remove the device.

Failing Item:

- SVCDOCS
-

57023136

Explanation: The removable media device is assigned elsewhere.

Failing Item:

- USER
 - FI01105
-

57023140

Explanation: I/O Processor detected that the bus is now operational.

Response: This reference code and the 3120 reference code that occurred before it require no service action, since SCSI bus 0 is now operational.

57023141

Explanation: I/O Processor detected that the bus is now operational.

Response: This reference code and the 3121 reference code that occurred before it require no service action, since SCSI bus 1 is now operational.

57023142

Explanation: I/O Processor detected that the bus is now operational.

Response: This reference code and the 3122 reference code that occurred before it require no service action,

since SCSI bus 2 is now operational.

57023143

Explanation: I/O Processor detected that the bus is now operational.

Response: This reference code and the 3123 reference code that occurred before it require no service action, since SCSI bus 3 is now operational.

57023150

Explanation: I/O processor detected a SCSI bus configuration error.

Response: Internal and external SCSI cables are connected to SCSI bus 0 at the same time. Correct the SCSI bus 0 configuration.

Failing Item:

- SVCDOCS

57023151

Explanation: I/O processor detected a SCSI bus configuration error.

Response: Internal and external SCSI cables are connected to SCSI bus 1 at the same time. Correct the SCSI bus 1 configuration.

Failing Item:

- SVCDOCS

57023200

Explanation: A tape/CD or disk device reported a failure.

Failing Item:

- FI01105
- STORIOA
- IOP
- MEDIA

57023203

Explanation: Disk media format bad.

Failing Item:

- FI01105

57023205

Explanation: Disk sector read error.

Response: Disk unit data may need to be reloaded, but the disk unit does not need to be replaced.

Failing Item:

- FI01105

57023215

Explanation: Disk sector read error.

Response: Disk unit data may need to be reloaded, but the disk unit does not need to be replaced.

Failing Item:

- FI01105

57023250

Explanation: Disk unit requires initialization before use.

Response: Perform a D-IPL and work on errors found in the log.

Failing Item:

- USER

57023300

Explanation: Storage unit detected a media problem.

Failing Item:

- IOPIP01
- MEDIA
- FI00121
- FI01141

57023400

Explanation: I/O processor card detected device error.

Response: NOTE: If external devices are attached check EXTSCSI and DEVTERM first.

Failing Item:

- FI02112
- STORIOA
- FI01106
- DEVTERM
- FI01140

57023401

Explanation: Device backplane problem.

Failing Item:

- DEVBPLN

57023501

Explanation: I/O processor Licensed Internal Code error.

Failing Item:

- AJDGP01
- IOP

57023600

Explanation: System log entry only, no service action required.

57023601

Explanation: System log entry only, no service action required.

57026070

Explanation: A permanent I/O processor failure occurred.

Failing Item:

- IOP
-

57026071

Explanation: I/O processor Licensed Internal Code error.

Failing Item:

- AJDGP01
-

57026072

Explanation: I/O processor Licensed Internal Code error.

Failing Item:

- AJDGP01
 - IOP
-

57026073

Explanation: IPL device not ready.

Failing Item:

- MEDIA
 - FI01105
 - USER
-

57026075

Explanation: I/O processor resource not available.

Failing Item:

- AJDGP01
-

57026076

Explanation: I/O processor card detected media error.

Failing Item:

- MEDIA
- AJDGP01
- FI01105

57026081

Explanation: I/O processor Licensed Internal Code error.

Failing Item:

- AJDGP01
 - IOP
-

57026082

Explanation: I/O processor Licensed Internal Code error.

Failing Item:

- AJDGP01
 - IOP
-

57026083

Explanation: I/O processor Licensed Internal Code error.

Failing Item:

- AJDGP01
 - IOP
-

57026085

Explanation: I/O processor Licensed Internal Code error.

Failing Item:

- AJDGP01
 - IOP
 - MA_BRDG
-

57026200

Explanation: A permanent IOA hardware error occurred.

Failing Item:

- FCIOA
 - OPT_CLN
-

57026201

Explanation: IOA LID is not valid.

Failing Item:

- AJDGP01
-

57026602

Explanation: An I/O processor Licensed Internal Code error occurred.

Failing Item:

- AJDGP01

57028000

Explanation: A permanent IOP or cache adapter card failure occurred.

Response: DO NOT replace both FRUs at the same time. Exchange the FRUs one at a time in the order shown.

Failing Item:

- STORIOA
 - CACHE
-

57028002

Explanation: A permanent cache adapter card failure occurred.

Response: DO NOT replace both FRUs at the same time. Exchange the FRUs one at a time in the order shown.

Failing Item:

- CACHE
 - STORIOA
-

57028004

Explanation: Voltage drop detected on I/O processor 5 volt power supply.

Failing Item:

- FI01141
 - STORIOA
-

57028005

Explanation: A recoverable IOP or cache adapter card error occurred.

Response: DO NOT replace both FRUs at the same time. Exchange the FRUs one at a time in the order shown.

Failing Item:

- STORIOA
 - CACHE
-

57028007

Explanation: A recoverable cache adapter card error occurred.

Response: DO NOT replace both FRUs at the same time. Exchange the FRUs one at a time in the order shown.

Failing Item:

- CACHE
 - STORIOA
-

57028010

Explanation: A permanent cache adapter card failure occurred.

Response: The cache adapter card may be missing, broken or incompatible.

DO NOT replace both FRUs at the same time. Exchange the FRUs one at a time in the order shown.

Failing Item:

- CACHE
 - STORIOA
-

57028011

Explanation: A permanent cache adapter card failure occurred.

Response: The cache adapter card may be missing, broken or incompatible.

DO NOT replace both FRUs at the same time. Exchange the FRUs one at a time in the order shown.

Failing Item:

- CACHE
 - STORIOA
-

57028100

Explanation: I/O processor Licensed Internal Code error.

Failing Item:

- AJDGP01
 - IOP
-

57028130

Explanation: IOA detected recoverable device bus error.

Response: An error occurred on SCSI bus 0. No action is required. This reference code is logged for information only.

57028131

Explanation: IOA detected recoverable device bus error.

Response: An error occurred on SCSI bus 1. No action is required. This reference code is logged for information only.

57028132

Explanation: IOA detected recoverable device bus error.

Response: An error occurred on SCSI bus 2. No action

is required. This reference code is logged for information only.

57028133

Explanation: IOA detected recoverable device bus error.

Response: An error occurred on SCSI bus 3. No action is required. This reference code is logged for information only.

57028140

Explanation: IOA detected recoverable device bus error.

Response: No action is required. This reference code is logged for information only.

57028141

Explanation: IOA detected recoverable device error.

Response: No action is required. This reference code is logged for information only.

57028145

Explanation: A recoverable I/O processor error occurred.

Failing Item:

- STORIOA

57028146

Explanation: Disk device detected recoverable error.

Failing Item:

- FI01105

57028150

Explanation: A permanent I/O processor failure occurred.

Failing Item:

- STORIOA
- ANYBRDG

57028151

Explanation: I/O processor Licensed Internal Code error.

Failing Item:

- AJDGP01
- STORIOA

57028155

Explanation: A permanent I/O processor failure occurred.

Failing Item:

- AJDGP01
- STORIOA

57028156

Explanation: A permanent I/O processor failure occurred.

Failing Item:

- AJDGP01
- STORIOA

57028157

Explanation: I/O adapter card error.

Response: Display the Service Action Log entry for this SRC. If the Failing Item indicates I/O adapter, then replace the I/O adapter. If the Failing Item indicates SVCDOCS, then do NOT replace the I/O adapter. This is a recoverable error. Perform the following for the I/O processor that the I/O adapter is attached to:

1. If the I/O Processor is not operable and disk units are attached, use Hardware Service Manager to re-IPL the IOP. Other resources attached to the IOP may then need to be Varied On.
2. If disk units are not attached, perform the VRYCFG RESET(*YES) command to reset the IOP and Vary On attached resources.

Failing Item:

- SVCDOCS

57028200

Explanation: I/O processor Licensed Internal Code error.

Failing Item:

- AJDGP01
- IOP

57028300

Explanation: I/O processor card or Licensed Internal Code error.

Response: A microprocessor exception occurred on the I/O processor.

Failing Item:

- STORIOA
- IOP
- AJDGP01

57028301

Explanation: Not valid condition in I/O Processor Licensed Internal Code.

Response: The Licensed Internal Code found a condition that should not have occurred.

Failing Item:

- FI01101
- AJDGP01
- IOP

57028400

Explanation: I/O processor Licensed Internal Code error.

Failing Item:

- AJDGP01

57029000

Explanation: I/O processor card detected device error.

Failing Item:

- FI01105
- STORIOA

57029001

Explanation: I/O processor card detected device configuration error.

Failing Item:

- IOPIP33

57029002

Explanation: I/O processor card detected device error.

Failing Item:

- IOPIP16
- FI01105
- STORIOA
- FI01140
- BACKPLN
- FI01106

57029008

Explanation: I/O card does not support functions expected by devices.

Failing Item:

- IOPIP25

57029009

Explanation: Call your next level of support for assistance.

Failing Item:

- SVCDOCS

57029010

Explanation: Cache data associated with attached devices cannot be found.

Failing Item:

- IOPIP31

57029011

Explanation: Cache data belongs to devices other than those attached.

Failing Item:

- IOPIP32

57029012

Explanation: IOP requires a cache adapter card but cannot find it.

Response: The cache adapter card is missing or broken.

Failing Item:

- IOPIP29
- CACHE

57029013

Explanation: The IOP and attached cache adapter card are not compatible.

Failing Item:

- IOPIP19

57029020

Explanation: Array not functional due to present hardware configuration.

Failing Item:

- IOPIP20

57029021

Explanation: Array not functional due to present hardware configuration.

Failing Item:

- IOPIP20
-

57029022

Explanation: Array not functional due to present hardware configuration.

Failing Item:

- IOPIP22
-

57029023

Explanation: Array not functional due to present hardware configuration.

Failing Item:

- IOPIP22
-

57029024

Explanation: Array not functional due to present hardware configuration.

Failing Item:

- IOPIP22
-

57029025

Explanation: Disk unit is not supported at its physical location.

Failing Item:

- IOPIP21
-

57029026

Explanation: Array not functional due to present hardware configuration.

Failing Item:

- IOPIP22
-

57029027

Explanation: Array not functional due to present hardware configuration.

Failing Item:

- IOPIP34
-

57029028

Explanation: Incorrect hardware configuration change has been detected.

Response: Reduce the number of arrays on IOP. Either move all devices in an array to another IOP that supports arrays, or stop an array on this IOP.

Failing Item:

- SVCDOCS
-

57029029

Explanation: Incorrect hardware configuration change has been detected.

Response: Contact your next level of support.

Failing Item:

- SVCDOCS
-

5702902F

Explanation: Array addendum Product Activity Log entry.

Response: This entry contains additional array information for 90xx reference codes when the array contains more than 10 members. Use the 90xx entry that occurred at the same time as this reference code as the starting point for this problem.

57029030

Explanation: Array no longer protected due to missing or failed disk unit.

Failing Item:

- IOPIP21
-

57029031

Explanation: Automatic rebuild initiated for array.

Response: Either a previous rebuild was interrupted and was automatically restarted, or a hot spare disk unit was used to automatically rebuild the array. Look for other reference codes and take action on them.

57029040

Explanation: Array protection temporarily suspended.

Response: No action required. Protection will be automatically restarted.

57029041

Explanation: Background array parity check detected and corrected errors.

Response: Call your next level of support to report the problem.

Failing Item:

- AJDGP01
-

57029050

Explanation: Required cache data cannot be located for a disk unit.

Failing Item:

- IOPIP30
-

57029051

Explanation: IOP cache data exists for a missing or failed device.

Response: If all configured units are missing, a 9054 reference code may appear in the product activity log. If so, perform the action indicated for the 9054 reference code.

Otherwise, perform the procedure indicated in the failing item list.

Failing Item:

- IOPIP27

57029052

Explanation: Cache data exists for device that has been modified.

Failing Item:

- IOPIP28

57029053

Explanation: IOP resources not available due to previous problems.

Response: Take action on other IOP reference codes which have surfaced.

If you cannot get to SST or DST, and cannot perform a type A or B IPL, perform a type D IPL from removable media. Look for Product Activity Log entries for other IOP reference codes and take action on them.

Failing Item:

- SVCDOCS

57029054

Explanation: IOP resources not available due to previous problems.

Response: Power off the system and remove all new or replacement disk units. IPL the system to DST. If you cannot perform a type A or B IPL, perform a type D IPL from removable media.

Look for Product Activity Log entries for other IOP reference codes and take action on them.

Failing Item:

- SVCDOCS

57029081

Explanation: I/O processor card detected device error.

Failing Item:

- FI01105
- STORIOA

57029082

Explanation: I/O processor card detected device error.

Failing Item:

- IOPIP16
- FI01105
- STORIOA
- FI01140
- BACKPLN
- FI01106

57029090

Explanation: Disk unit has been modified after the last known status.

Response: Re-IPL the system. If any reference codes are surfaced, use the new reference code to resolve the problem.

If you cannot resolve the problem, contact your next level of support.

Failing Item:

- SVCDOCS

57029091

Explanation: Incorrect hardware configuration change has been detected.

Response: Re-IPL the system. If any reference codes are surfaced, use the new reference code to resolve the problem.

If you cannot resolve the problem, contact your next level of support.

Failing Item:

- SVCDOCS

57029092

Explanation: Disk unit requires initialization before use.

Failing Item:

- IOPIP26

5702B3B1

Explanation: A permanent I/O processor failure occurred.

Failing Item:

- IOP

5702B3B2

Explanation: A permanent I/O processor failure occurred.

Failing Item:

- IOP
-

5702B3B3

Explanation: A permanent I/O processor failure occurred.

Failing Item:

- IOP
-

5702B3B4

Explanation: A permanent I/O processor failure occurred.

Failing Item:

- IOP
-

5702B3B5

Explanation: A permanent I/O processor failure occurred.

Failing Item:

- IOP
-

5702B3B6

Explanation: A permanent I/O processor failure occurred.

Failing Item:

- IOP
-

5702B3B7

Explanation: A permanent I/O processor failure occurred.

Failing Item:

- IOP
-

5702B3B8

Explanation: Multi-adapter Bridge error detected.

Failing Item:

- MA_BRDG
 - IOP
-

5702B3B9

Explanation: A permanent I/O processor failure occurred.

Failing Item:

- IOP
-

5702B3E0

Explanation: I/O processor detected a fault condition.

Failing Item:

- IOP
 - MA_BRDG
-

5702B3E1

Explanation: I/O processor detected a fault condition.

Failing Item:

- IOP
 - MA_BRDG
-

5702B410

Explanation: A permanent I/O processor failure occurred.

Failing Item:

- STORIOA
-

5702B411

Explanation: A permanent I/O processor failure occurred.

Failing Item:

- STORIOA
-

5702B412

Explanation: Tape/CD or disk bus interface error occurred.

Failing Item:

- IOPIP16
 - FI01107
 - FI01140
 - STORIOA
 - DEVTERM
-

5702B935

Explanation: Unknown hardware detected.

Failing Item:

- FI01101
 - AJDGP01
 - IOP
 - MA_BRDG
-

5702BE00

Explanation: I/O processor detected a fault condition.

Failing Item:

- AJDGP01
- IOP
- FI01104
- MA_BRDG

5702FF3D

Explanation: I/O adapter detected recoverable error.

Failing Item:

- STORIOA
- ANYBRDG

5702FF6D

Explanation: I/O processor detected a recoverable system bus error.

Failing Item:

- IOP
- ANYBUS

(5703) Reference codes

57031310

Explanation: I/O processor resource not available.

Response: The I/O processor error log is being filled faster than the errors are being reported to the system. Check other errors reported to the system and correct them.

57033006

Explanation: System bus error.

Failing Item:

- IOP
- ANYBUS
- STORIOA

57033020

Explanation: I/O processor detected a SCSI bus configuration error.

Response: Error occurred on SCSI bus 0.

Failing Item:

- IOPIP17
- USER
- FI01107
- STORIOA

57033021

Explanation: I/O processor detected a SCSI bus configuration error.

Response: Error occurred on SCSI bus 1.

Failing Item:

- IOPIP17
- USER
- FI01107
- STORIOA

57033022

Explanation: I/O processor detected a SCSI bus configuration error.

Response: Error occurred on SCSI bus 2.

Failing Item:

- IOPIP17
- USER
- FI01107
- STORIOA

57033023

Explanation: I/O processor detected a SCSI bus configuration error.

Response: Error occurred on SCSI bus 3.

Failing Item:

- IOPIP17
- USER
- FI01107
- STORIOA

57033100

Explanation: I/O processor card detected interface error.

Response: Error occurred on SCSI bus 0.

Failing Item:

- IOPIP13
- FI01107
- STORIOA
- FI01140
- DEVBPLN

57033101

Explanation: I/O processor card detected interface error.

Response: Error occurred on SCSI bus 1.

Failing Item:

- IOPIP13
- FI01107
- STORIOA
- FI01140
- DEVBPLN

57033102

Explanation: I/O processor card detected interface error.

Response: Error occurred on SCSI bus 2.

Failing Item:

- IOPIP13
- FI01107
- STORIOA
- FI01140
- DEVBPLN

57033103

Explanation: I/O processor card detected interface error.

Response: Error occurred on SCSI bus 3.

Failing Item:

- IOPIP13
- FI01107
- STORIOA
- FI01140
- DEVBPLN

57033120

Explanation: I/O Processor detected that the bus is not operational.

Response: A device was added to SCSI bus 0 of the I/O Adapter and caused the bus to become not operational. Remove the device.

Failing Item:

- SVCDOCS

57033121

Explanation: I/O Processor detected that the bus is not operational.

Response: A device was added to SCSI bus 1 of the I/O Adapter and caused the bus to become not operational. Remove the device.

Failing Item:

- SVCDOCS

57033122

Explanation: I/O Processor detected that the bus is not operational.

Response: A device was added to SCSI bus 2 of the I/O Adapter and caused the bus to become not operational. Remove the device.

Failing Item:

- SVCDOCS

57033123

Explanation: I/O Processor detected that the bus is not operational.

Response: A device was added to SCSI bus 3 of the I/O Adapter and caused the bus to become not operational. Remove the device.

Failing Item:

- SVCDOCS

57033140

Explanation: I/O Processor detected that the bus is now operational.

Response: This reference code and the 3120 reference code that occurred before it require no service action, since SCSI bus 0 is now operational.

57033141

Explanation: I/O Processor detected that the bus is now operational.

Response: This reference code and the 3121 reference code that occurred before it require no service action, since SCSI bus 1 is now operational.

57033142

Explanation: I/O Processor detected that the bus is now operational.

Response: This reference code and the 3122 reference code that occurred before it require no service action, since SCSI bus 2 is now operational.

57033143

Explanation: I/O Processor detected that the bus is now operational.

Response: This reference code and the 3123 reference code that occurred before it require no service action, since SCSI bus 3 is now operational.

57033150

Explanation: I/O processor detected a SCSI bus configuration error.

Response: Internal and external SCSI cables are connected to SCSI bus 0 at the same time. Correct the SCSI bus 0 configuration.

Failing Item:

- SVCDOCS
-

57033151

Explanation: I/O processor detected a SCSI bus configuration error.

Response: Internal and external SCSI cables are connected to SCSI bus 1 at the same time. Correct the SCSI bus 1 configuration.

Failing Item:

- SVCDOCS
-

57033400

Explanation: I/O processor card detected device error.

Failing Item:

- FI02112
 - STORIOA
 - FI01106
 - DEVTERM
 - FI01140
-

57033401

Explanation: Device backplane problem.

Failing Item:

- DEVBPLN
-

57033501

Explanation: I/O processor Licensed Internal Code error.

Failing Item:

- AJDGP01
 - IOP
-

57033600

Explanation: System log entry only, no service action required.

57033601

Explanation: System log entry only, no service action required.

57038008

Explanation: A permanent cache battery pack failure occurred.

Response: NOTE: Under a certain configuration, this SRC may not represent an error that requires a service action. Depending on the configuration of the system, the Storage IOA may have been altered and/or the Storage IOA Cache may have been disabled to allow attachment of OEM Storage that emulates a Load Source drive. If this is the case, this error will be posted each time the IOA is IPLed and it can be ignored.

Failing Item:

- CACHBAT
 - STORIOA
-

57038009

Explanation: Impending cache battery pack failure.

Failing Item:

- CACHBAT
-

57038012

Explanation: Attached read cache devices exceed capacity supported by IOA.

Response: Reduce the number of read caches on the IOA.

Failing Item:

- SVCDOCS
-

57038100

Explanation: I/O processor Licensed Internal Code error.

Failing Item:

- AJDGP01
 - IOP
-

57038130

Explanation: IOA detected recoverable device bus error.

Response: An error occurred on SCSI bus 0. No action is required. This reference code is logged for information only.

57038131

Explanation: IOA detected recoverable device bus error.

Response: An error occurred on SCSI bus 1. No action is required. This reference code is logged for information only.

57038132

Explanation: IOA detected recoverable device bus error.

Response: An error occurred on SCSI bus 2. No action is required. This reference code is logged for information only.

57038133

Explanation: IOA detected recoverable device bus error.

Response: An error occurred on SCSI bus 3. No action is required. This reference code is logged for information only.

57038140

Explanation: IOA detected recoverable device bus error.

Response: No action is required. This reference code is logged for information only.

57038141

Explanation: IOA detected recoverable device error.

Response: No action is required. This reference code is logged for information only.

57038145

Explanation: A recoverable I/O processor error occurred.

Failing Item:

- STORIOA
-

57038146

Explanation: Disk device detected recoverable error.

Failing Item:

- FI01105
-

57038150

Explanation: A permanent I/O processor failure occurred.

Response: NOTE: Under a certain configuration, this SRC may not represent an error that requires a service

action. Depending on the configuration of the system, the Storage IOA may have been altered and/or the Storage IOA Cache may have been disabled to allow attachment of OEM Storage that emulates a Load Source drive. If this is the case, this error will be posted each time the IOA is IPLed and it can be ignored.

Failing Item:

- STORIOA
 - ANYBRDG
-

57038151

Explanation: I/O processor Licensed Internal Code error.

Failing Item:

- AJDGP01
 - STORIOA
-

57038155

Explanation: A permanent I/O processor failure occurred.

Failing Item:

- AJDGP01
 - STORIOA
-

57038156

Explanation: A permanent I/O processor failure occurred.

Failing Item:

- AJDGP01
 - STORIOA
-

57038157

Explanation: I/O adapter card error.

Response: Display the Service Action Log entry for this SRC. If the Failing Item indicates I/O adapter, then replace the I/O adapter. If the Failing Item indicates SVCDOCS, then do NOT replace the I/O adapter. This is a recoverable error. Perform the following for the I/O processor that the I/O adapter is attached to:

1. If the I/O Processor is not operable and disk units are attached, use Hardware Service Manager to re-IPL the IOP. Other resources attached to the IOP may then need to be Varied On.
2. If disk units are not attached, perform the VRYCFG RESET(*YES) command to reset the IOP and Vary On attached resources.

Failing Item:

- SVCDOCS
-

57038200

Explanation: I/O processor Licensed Internal Code error.

Failing Item:

- AJDGP01
- IOP

57039000

Explanation: I/O processor card detected device error.

Failing Item:

- FI01105
- STORIOA

57039001

Explanation: I/O processor card detected device configuration error.

Failing Item:

- IOPIP33

57039002

Explanation: I/O processor card detected device error.

Failing Item:

- IOPIP16
- FI01105
- STORIOA
- FI01140
- BACKPLN
- FI01106

57039008

Explanation: I/O card does not support functions expected by devices.

Failing Item:

- IOPIP25

57039009

Explanation: Call your next level of support for assistance.

Failing Item:

- SVCDOCS

57039010

Explanation: Cache data associated with attached devices cannot be found.

Failing Item:

- IOPIP31

57039011

Explanation: Cache data belongs to devices other than those attached.

Failing Item:

- IOPIP32

57039020

Explanation: Array not functional due to present hardware configuration.

Failing Item:

- IOPIP20

57039021

Explanation: Array not functional due to present hardware configuration.

Failing Item:

- IOPIP20

57039022

Explanation: Array not functional due to present hardware configuration.

Failing Item:

- IOPIP22

57039023

Explanation: Array not functional due to present hardware configuration.

Failing Item:

- IOPIP22

57039024

Explanation: Array not functional due to present hardware configuration.

Failing Item:

- IOPIP22

57039025

Explanation: Disk unit is not supported at its physical location.

Failing Item:

- IOPIP21

57039026

Explanation: Array not functional due to present hardware configuration.

Failing Item:

- IOPIP22

57039027

Explanation: Array not functional due to present hardware configuration.

Failing Item:

- IOPIP34

57039028

Explanation: Incorrect hardware configuration change has been detected.

Response: Reduce the number of arrays on IOP. Either move all devices in an array to another IOP that supports arrays, or stop an array on this IOP.

Failing Item:

- SVCDOCS

57039029

Explanation: Incorrect hardware configuration change has been detected.

Response: Contact your next level of support.

Failing Item:

- SVCDOCS

5703902F

Explanation: Array addendum Product Activity Log entry.

Response: This entry contains additional array information for 90xx reference codes when the array contains more than 10 array members. Use the 90xx entry that occurred at the same time as this reference code as the starting point for this problem.

57039030

Explanation: Array no longer protected due to missing or failed disk unit.

Failing Item:

- IOPIP21

57039031

Explanation: Automatic rebuild initiated for array.

Response: Either a previous rebuild was interrupted and was automatically restarted, or a hot spare disk unit was used to automatically rebuild the array. Look for other reference codes and take action on them.

57039032

Explanation: A disk unit in a RAID array is missing or failed.

Response: The array is still protected, but the disk unit should be replaced.

Failing Item:

- FI02112
- IOPIP21

57039040

Explanation: Array protection temporarily suspended.

Response: No action required. Protection will be automatically restarted.

57039041

Explanation: Background array parity check detected and corrected errors.

Response: Call your next level of support to report the problem.

Failing Item:

- AJDGP01

57039042

Explanation: An array parity error has been detected and corrected.

Response: Call your next level of support to report the problem.

Failing Item:

- NEXTLVL

57039050

Explanation: Required cache data cannot be located for a disk unit.

Failing Item:

- IOPIP30

57039051

Explanation: IOP cache data exists for a missing or failed device.

Response: If all configured units are missing, a 9054 reference code may appear in the product activity log. If so, perform the action indicated for the 9054 reference code.

Otherwise, perform the procedure indicated in the failing item list.

Failing Item:

- IOPIP27

57039052

Explanation: Cache data exists for device that has been modified.

Response: Contact your next level of support.

Failing Item:

- SVCDOCS
-

57039053

Explanation: IOP resources not available due to previous problems.

Response: Take action on other IOP reference codes which have surfaced.

If you cannot get to SST or DST, and cannot perform a type A or B IPL, perform a type D IPL from removable media. Look for Product Activity Log entries for other IOP reference codes and take action on them.

Failing Item:

- SVCDOCS
-

57039054

Explanation: IOP resources not available due to previous problems.

Response: Power off the system and remove all new or replacement disk units. IPL the system to DST. If you cannot perform a type A or B IPL, perform a type D IPL from removable media.

Look for Product Activity Log entries for other IOP reference codes and take action on them.

Failing Item:

- SVCDOCS
-

57039071

Explanation: Link from IOA to auxiliary cache IOA went operational.

Response: No service action required.

57039072

Explanation: Link from IOA to auxiliary cache IOA went non-operational.

Response: No service action required.

57039073

Explanation: Incompatible or non-operational auxiliary cache IOA attached.

Failing Item:

- IOPIP40
-

57039081

Explanation: I/O processor card detected device error.

Failing Item:

- FI01105
 - STORIOA
-

57039082

Explanation: I/O processor card detected device error.

Failing Item:

- IOPIP16
 - FI01105
 - STORIOA
 - FI01140
 - BACKPLN
 - FI01106
-

57039090

Explanation: Disk unit has been modified after the last known status.

Response: Re-IPL the system. If any reference codes are surfaced, use the new reference code to resolve the problem.

If you cannot resolve the problem, contact your next level of support.

Failing Item:

- SVCDOCS
-

57039091

Explanation: Incorrect hardware configuration change has been detected.

Response: Re-IPL the system. If any reference codes are surfaced, use the new reference code to resolve the problem.

If you cannot resolve the problem, contact your next level of support.

Failing Item:

- SVCDOCS
-

57039092

Explanation: Disk unit requires initialization before use.

Failing Item:

- IOPIP26
-

57039093

Explanation: Read cache device not in correct format.

Response: Contact your next level of support.

Failing Item:

- SVCDOCS
-

5703B934

Explanation: Incompatible hardware detected.

Failing Item:

- STORIOA
-

5703FF3D

(5704) Reference codes

57041310

Explanation: I/O processor or I/O adapter resource not available.

Response: The I/O processor or I/O adapter error log is being filled faster than the errors are being reported to the system. Check other errors reported to the system and correct them.

57043020

Explanation: I/O processor detected a configuration error.

Response: Either too many devices or the wrong kind of devices have been configured under the IOA. Change the configuration.

Failing Item:

- SVCDOCS
-

57043100

Explanation: I/O processor card detected interface error.

Failing Item:

- FCINTF
 - ANYFC
 - FCIOA
 - OPT_CLN
-

57043120

Explanation: An open port was detected on port 0.

Problem determination: Perform the following steps:

1. Check for a missing cable or wrap connector.

Explanation: I/O adapter detected recoverable error.

Failing Item:

- STORIOA
 - ANYBRDG
-

5703FF6D

Explanation: I/O processor detected a recoverable system bus error.

Failing Item:

- IOP
 - ANYBUS
-

2. This error can occur when a shared device is being moved from one LPAR to another LPAR and the port was left open.

3. This error can occur if there is a port or link failure. If you have eliminated the above possibilities contact your next level of support.

Failing Item:

- FCPORT
 - FCIOA
 - FCDEV
 - OPT_CLN
-

57043140

Explanation: I/O Processor detected that a port is now operational.

Response: This reference code and the 3120 reference code that occurred before it require no service action, since the port is now operational.

57043200

Explanation: A disk device reported a failure.

Failing Item:

- FCDEV
 - FCIOA
 - IOP
 - OPT_CLN
-

57043400

Explanation: I/O processor card detected device error.

Failing Item:

- FCDEV
- FCINTF
- ANYFC

- FCIOA
- OPT_CLN

570434FF

Explanation: Format in progress.

Response: The device indicated that a format is in progress. When the format is complete, the device should be useable. No action is required. This reference code is logged for information only.

57048130

Explanation: Recovered Fibre Channel interface error.

Response: No action required. This reference code is logged for information only.

57048140

Explanation: Recovered Fibre Channel interface error.

Response: No action required. This reference code is logged for information only.

57048141

Explanation: IOA detected recoverable device error.

Response: No action required. This reference code is logged for information only.

57048145

Explanation: A recoverable I/O processor error occurred.

Failing Item:

- FCIOA
- OPT_CLN

57048146

Explanation: Disk device detected recoverable error.

Failing Item:

- FCDEV

57048150

Explanation: A permanent I/O processor failure occurred.

Failing Item:

- FCIOA
- ANYBRDG
- OPT_CLN

57048151

Explanation: I/O processor Licensed Internal Code error.

Failing Item:

- AJDGP01
- FCIOA
- IOP
- OPT_CLN

57048155

Explanation: A permanent I/O processor failure occurred.

Failing Item:

- AJDGP01
- FCIOA
- OPT_CLN

57048156

Explanation: A permanent I/O processor failure occurred.

Failing Item:

- AJDGP01
- FCIOA
- OPT_CLN

57049091

Explanation: Incorrect hardware configuration change has been detected.

Response: Reset the I/O processor and then IPL the I/O processor. For information about how to reset and IPL the I/O processor, see Debug the resource. If an I/O processor reset and I/O processor IPL does not resolve the problem, contact your next level of support.

Failing Item:

- SVCDOCS

57049092

Explanation: Incorrect hardware configuration change has been detected.

Response: Reset the I/O processor and then IPL the I/O processor. For information about how to reset and IPL the I/O processor, see Debug the resource. If an I/O processor reset and I/O processor IPL does not resolve the problem, contact your next level of support.

Failing Item:

- SVCDOCS

 5704FF3D

Explanation: Recovered IOA error.

Failing Item:

- FCIOA
 - ANYBRDG
 - OPT_CLN
-

(5706) Reference codes

 5706A001

Explanation: I/O adapter Licensed Internal Code error detected.

Failing Item:

- AJDGP01

Explanation: I/O adapter hardware error detected.

Failing Item:

- IOA
 - AJDGP01
-

 5706B9B0

(5707) Reference codes

 5707A001

Explanation: I/O adapter Licensed Internal Code error detected.

Failing Item:

- AJDGP01

Explanation: I/O adapter hardware error detected.

Failing Item:

- IOA
 - AJDGP01
-

 5707B9B0

(5708) Reference codes

 57081310

Explanation: I/O adapter resource not available.

Response: The I/O adapter error log is being filled faster than the errors are being reported to the system. Check other errors reported to the system and correct them.

 57083101

Explanation: Interface error.

Response: Error occurred on SCSI bus 1.

Failing Item:

- AUXCBL
 - AUXIOA
 - PRIMIOA
-

 57083006

Explanation: System bus error.

Failing Item:

- AUXIOA
- ANYBRDG
- IOP

 57083400

Explanation: SCSI resource error.

Failing Item:

- AUXCBL
 - PRIMIOA
-

 57083100

Explanation: Interface error.

Response: Error occurred on SCSI bus 0.

Failing Item:

- AUXCBL
- AUXIOA
- PRIMIOA

 57086075

Explanation: I/O processor resource not available.

Failing Item:

- PTFSRCH
-

 57088008

Explanation: A permanent cache battery pack failure occurred.

Response: NOTE: Under a certain configuration, this SRC may not represent an error that requires a service action. Depending on the configuration of the system, the Storage IOA may have been altered and/or the Storage IOA Cache may have been disabled to allow attachment of OEM Storage that emulates a Load Source drive. If this is the case, this error will be posted each time the IOA is IPLed and it can be ignored.

Failing Item:

- CACHBAT
- AUXIOA

57088009

Explanation: Impending cache battery pack failure.

Failing Item:

- CACHBAT

57088130

Explanation: IOA detected recoverable SCSI bus error.

Response: An error occurred on SCSI bus 0. No action is required. This reference code is logged for information only.

57088131

Explanation: IOA detected recoverable SCSI bus error.

Response: An error occurred on SCSI bus 1. No action is required. This reference code is logged for information only.

57088140

Explanation: IOA detected recoverable SCSI bus error.

Response: No action is required. This reference code is logged for information only.

57088141

Explanation: IOA detected recoverable SCSI resource error.

Response: No action is required. This reference code is logged for information only.

57088145

Explanation: A recoverable error occurred.

Failing Item:

- AUXIOA

57088150

Explanation: A permanent failure occurred.

Response: NOTE: Under a certain configuration, this SRC may not represent an error that requires a service action. Depending on the configuration of the system, the Storage IOA may have been altered and/or the Storage IOA Cache may have been disabled to allow attachment of OEM Storage that emulates a Load Source drive. If this is the case, this error will be posted each time the IOA is IPLed and it can be ignored.

Failing Item:

- AUXIOA
- ANYBRDG

57088151

Explanation: Licensed Internal Code error.

Failing Item:

- PTFSRCH
- AUXIOA

57088155

Explanation: A permanent failure occurred.

Failing Item:

- PTFSRCH
- AUXIOA

57088156

Explanation: A permanent failure occurred.

Failing Item:

- PTFSRCH
- AUXIOA

57088157

Explanation: I/O adapter card temporary error.

Response: Display the Service Action Log entry for this SRC. If the Failing Item indicates I/O adapter, then replace the I/O adapter. If the Failing Item indicates SVCDOCS, then do NOT replace the I/O adapter. This is a recoverable error. Perform the following for the I/O processor that the I/O adapter is attached to:

1. If the I/O Processor is not operable and disk units are attached, use Hardware Service Manager to re-IPL the IOP. Other resources attached to the IOP may then need to be Varied On.
2. If disk units are not attached, perform the VRYCFG RESET(*YES) command to reset the IOP and Vary On attached resources.

Failing Item:

- SVCDOCS

57088300

Explanation: IOA hardware or PCI bus error.

Failing Item:

- AUXIOA
- ANYBRDG
- PTFSRCH

57088301

Explanation: Not valid condition in Licensed Internal Code.

Failing Item:

- PTFSRCH
- AUXIOA

57088302

Explanation: Missing Licensed Internal Code.

Response: Ensure that the code necessary to support this I/O adapter is loaded.

Failing Item:

- SVCDOCS
- AUXIOA

57089055

Explanation: Write cache data is available for attached storage IOA.

Response: No service action required.

57089071

Explanation: Link from IOA to auxiliary cache IOA went operational.

Response: No service action required.

57089072

Explanation: Link from IOA to auxiliary cache IOA went non-operational.

Response: No service action required.

57089073

Explanation: Disconnected, incompatible, or non-operational storage IOA.

Failing Item:

- IOPIP41

5708FF3D

Explanation: I/O adapter detected recoverable error.

Failing Item:

- AUXIOA
- ANYBRDG

(5709) Reference codes

57091310

Explanation: I/O processor resource not available.

Response: The I/O processor error log is being filled faster than the errors are being reported to the system. Check other errors reported to the system and correct them.

57093006

Explanation: System bus error.

Failing Item:

- IOP
- ANYBUS
- STORIOA

57093020

Explanation: I/O processor detected a SCSI bus configuration error.

Response: Error occurred on SCSI bus 0.

Failing Item:

- IOPIP17
- USER
- FI01107
- STORIOA

57093021

Explanation: I/O processor detected a SCSI bus configuration error.

Response: Error occurred on SCSI bus 1.

Failing Item:

- IOPIP17
- USER
- FI01107
- STORIOA

57093022

Explanation: I/O processor detected a SCSI bus configuration error.

Response: Error occurred on SCSI bus 2.

Failing Item:

- IOPIP17
- USER
- FI01107
- STORIOA

57093023

Explanation: I/O processor detected a SCSI bus configuration error.

Response: Error occurred on SCSI bus 3.

Failing Item:

- IOPIP17
- USER
- FI01107
- STORIOA

57093100

Explanation: I/O processor card detected interface error.

Response: Error occurred on SCSI bus 0.

Failing Item:

- IOPIP13
- FI01107
- STORIOA
- FI01140
- DEVBPLN

57093101

Explanation: I/O processor card detected interface error.

Response: Error occurred on SCSI bus 1.

Failing Item:

- IOPIP13
- FI01107
- STORIOA
- FI01140
- DEVBPLN

57093102

Explanation: I/O processor card detected interface error.

Response: Error occurred on SCSI bus 2.

Failing Item:

- IOPIP13
 - FI01107
 - STORIOA
 - FI01140
 - DEVBPLN
-

57093103

Explanation: I/O processor card detected interface error.

Response: Error occurred on SCSI bus 3.

Failing Item:

- IOPIP13
 - FI01107
 - STORIOA
 - FI01140
 - DEVBPLN
-

57093120

Explanation: I/O Processor detected that the bus is not operational.

Response: A device was added to SCSI bus 0 of the I/O Adapter and caused the bus to become not operational. Remove the device.

Failing Item:

- SVCDOCS
-

57093121

Explanation: I/O Processor detected that the bus is not operational.

Response: A device was added to SCSI bus 1 of the I/O Adapter and caused the bus to become not operational. Remove the device.

Failing Item:

- SVCDOCS
-

57093122

Explanation: I/O Processor detected that the bus is not operational.

Response: A device was added to SCSI bus 2 of the I/O Adapter and caused the bus to become not operational. Remove the device.

Failing Item:

- SVCDOCS
-

57093123

Explanation: I/O Processor detected that the bus is not operational.

Response: A device was added to SCSI bus 3 of the I/O Adapter and caused the bus to become not operational. Remove the device.

Failing Item:

- SVCDOCS
-

57093140

Explanation: I/O Processor detected that the bus is now operational.

Response: This reference code and the 3120 reference code that occurred before it require no service action, since SCSI bus 0 is now operational.

57093141

Explanation: I/O Processor detected that the bus is now operational.

Response: This reference code and the 3121 reference code that occurred before it require no service action, since SCSI bus 1 is now operational.

57093142

Explanation: I/O Processor detected that the bus is now operational.

Response: This reference code and the 3122 reference code that occurred before it require no service action, since SCSI bus 2 is now operational.

57093143

Explanation: I/O Processor detected that the bus is now operational.

Response: This reference code and the 3123 reference code that occurred before it require no service action, since SCSI bus 3 is now operational.

57093150

Explanation: I/O processor detected a SCSI bus configuration error.

Response: Internal and external SCSI cables are connected to SCSI bus 0 at the same time. Correct the SCSI bus 0 configuration.

Failing Item:

- SVCDOCS
-

57093151

Explanation: I/O processor detected a SCSI bus configuration error.

Response: Internal and external SCSI cables are connected to SCSI bus 1 at the same time. Correct the SCSI bus 1 configuration.

Failing Item:

- SVCDOCS
-

57093400

Explanation: I/O processor card detected device error.

Failing Item:

- FI02112
 - STORIOA
 - FI01106
 - DEVTERM
 - FI01140
-

57093401

Explanation: Device backplane problem.

Failing Item:

- DEVBPLN
-

57093501

Explanation: I/O processor Licensed Internal Code error.

Failing Item:

- AJDGP01
 - IOP
-

57093600

Explanation: System log entry only, no service action required.

57093601

Explanation: System log entry only, no service action required.

57098008

Explanation: A permanent cache battery pack failure occurred.

Response: NOTE: Under a certain configuration, this SRC may not represent an error that requires a service action. Depending on the configuration of the system, the Storage IOA may have been altered and/or the Storage IOA Cache may have been disabled to allow attachment of OEM Storage that emulates a Load Source drive. If this is the case, this error will be posted each time the IOA is IPLed and it can be ignored.

Failing Item:

- CACHBAT
 - STORIOA
-

57098009

Explanation: Impending cache battery pack failure.

Failing Item:

- CACHBAT
-

57098012

Explanation: Attached read cache devices exceed capacity supported by IOA.

Response: Reduce the number of read caches on the IOA.

Failing Item:

- SVCDOCS
-

57098100

Explanation: I/O processor Licensed Internal Code error.

Failing Item:

- AJDGP01
 - IOP
-

57098130

Explanation: IOA detected recoverable device bus error.

Response: An error occurred on SCSI bus 0. No action is required. This reference code is logged for information only.

57098131

Explanation: IOA detected recoverable device bus error.

Response: An error occurred on SCSI bus 1. No action is required. This reference code is logged for information only.

57098132

Explanation: IOA detected recoverable device bus error.

Response: An error occurred on SCSI bus 2. No action is required. This reference code is logged for information only.

57098133

Explanation: IOA detected recoverable device bus error.

Response: An error occurred on SCSI bus 3. No action is required. This reference code is logged for information only.

57098140

Explanation: IOA detected recoverable device bus error.

Response: No action is required. This reference code is logged for information only.

57098141

Explanation: IOA detected recoverable device error.

Response: No action is required. This reference code is logged for information only.

57098145

Explanation: A recoverable I/O processor error occurred.

Failing Item:

- STORIOA
-

57098146

Explanation: Disk device detected recoverable error.

Failing Item:

- FI01105
-

57098150

Explanation: A permanent I/O processor failure occurred.

Response: NOTE: Under a certain configuration, this SRC may not represent an error that requires a service action. Depending on the configuration of the system, the Storage IOA may have been altered and/or the Storage IOA Cache may have been disabled to allow attachment of OEM Storage that emulates a Load Source drive. If this is the case, this error will be posted each time the IOA is IPLed and it can be ignored.

Failing Item:

- STORIOA
 - ANYBRDG
-

57098151

Explanation: I/O processor Licensed Internal Code error.

Failing Item:

- AJDGP01
 - STORIOA
-

57098155

Explanation: A permanent I/O processor failure occurred.

Failing Item:

- AJDGP01
 - STORIOA
-

57098156

Explanation: A permanent I/O processor failure occurred.

Failing Item:

- AJDGP01
 - STORIOA
-

57098157

Explanation: I/O adapter card error.

Response: Display the Service Action Log entry for this SRC. If the Failing Item indicates I/O adapter, then replace the I/O adapter. If the Failing Item indicates SVCDOCS, then do NOT replace the I/O adapter. This is a recoverable error. Perform the following for the I/O processor that the I/O adapter is attached to:

1. If the I/O Processor is not operable and disk units are attached, use Hardware Service Manager to re-IPL the IOP. Other resources attached to the IOP may then need to be Varied On.
2. If disk units are not attached, perform the VRYCFG RESET(*YES) command to reset the IOP and Vary On attached resources.

Failing Item:

- SVCDOCS
-

57098200

Explanation: I/O processor Licensed Internal Code error.

Failing Item:

- AJDGP01
 - IOP
-

57099000

Explanation: I/O processor card detected device error.

Failing Item:

- FI01105
 - STORIOA
-

57099001

Explanation: I/O processor card detected device configuration error.

Failing Item:

- IOPIP33
-

57099002

Explanation: I/O processor card detected device error.

Failing Item:

- IOPIP16
 - FI01105
 - STORIOA
 - FI01140
 - BACKPLN
 - FI01106
-

57099008

Explanation: I/O card does not support functions expected by devices.

Failing Item:

- IOPIP25
-

57099009

Explanation: Call your next level of support for assistance.

Failing Item:

- SVCDOCS
-

57099010

Explanation: Cache data associated with attached devices cannot be found.

Failing Item:

- IOPIP31
-

57099011

Explanation: Cache data belongs to devices other than those attached.

Failing Item:

- IOPIP32
-

57099020

Explanation: Array not functional due to present hardware configuration.

Failing Item:

- IOPIP20
-

57099021

Explanation: Array not functional due to present hardware configuration.

Failing Item:

- IOPIP20
-

57099022

Explanation: Array not functional due to present hardware configuration.

Failing Item:

- IOPIP22
-

57099023

Explanation: Array not functional due to present hardware configuration.

Failing Item:

- IOPIP22
-

57099024

Explanation: Array not functional due to present hardware configuration.

Failing Item:

- IOPIP22
-

57099025

Explanation: Disk unit is not supported at its physical location.

Failing Item:

- IOPIP21
-

57099026

Explanation: Array not functional due to present hardware configuration.

Failing Item:

- IOPIP22
-

57099027

Explanation: Array not functional due to present hardware configuration.

Failing Item:

- IOPIP34
-

57099028

Explanation: Incorrect hardware configuration change has been detected.

Response: Reduce the number of arrays on IOP. Either

move all devices in an array to another IOP that supports arrays, or stop an array on this IOP.

Failing Item:

- SVCDOCS

57099029

Explanation: Incorrect hardware configuration change has been detected.

Response: Contact your next level of support.

Failing Item:

- SVCDOCS

5709902F

Explanation: Array addendum Product Activity Log entry.

Response: This entry contains additional array information for 90xx reference codes when the array contains more than 10 array members. Use the 90xx entry that occurred at the same time as this reference code as the starting point for this problem.

57099030

Explanation: Array no longer protected due to missing or failed disk unit.

Failing Item:

- IOPIP21

57099031

Explanation: Automatic rebuild initiated for array.

Response: Either a previous rebuild was interrupted and was automatically restarted, or a hot spare disk unit was used to automatically rebuild the array. Look for other reference codes and take action on them.

57099032

Explanation: A disk unit in a RAID array is missing or failed.

Response: The array is still protected, but the disk unit should be replaced.

Failing Item:

- FI02112
- IOPIP21

57099040

Explanation: Array protection temporarily suspended.

Response: No action required. Protection will be automatically restarted.

57099041

Explanation: Background array parity check detected and corrected errors.

Response: Call your next level of support to report the problem.

Failing Item:

- AJDGP01

57099042

Explanation: An array parity error has been detected and corrected.

Response: Call your next level of support to report the problem.

Failing Item:

- NEXTLVL

57099050

Explanation: Required cache data cannot be located for a disk unit.

Failing Item:

- IOPIP30

57099051

Explanation: IOP cache data exists for a missing or failed device.

Response: If all configured units are missing, a 9054 reference code may appear in the product activity log. If so, perform the action indicated for the 9054 reference code.

Otherwise, perform the procedure indicated in the failing item list.

Failing Item:

- IOPIP27

57099052

Explanation: Cache data exists for device that has been modified.

Response: Contact your next level of support.

Failing Item:

- SVCDOCS

57099053

Explanation: IOP resources not available due to previous problems.

Response: Take action on other IOP reference codes which have surfaced.

If you cannot get to SST or DST, and cannot perform a

57099054 • 5709FF3D

type A or B IPL, perform a type D IPL from removable media. Look for Product Activity Log entries for other IOP reference codes and take action on them.

Failing Item:

- SVCDOCS

57099054

Explanation: IOP resources not available due to previous problems.

Response: Power off the system and remove all new or replacement disk units. IPL the system to DST. If you cannot perform a type A or B IPL, perform a type D IPL from removable media.

Look for Product Activity Log entries for other IOP reference codes and take action on them.

Failing Item:

- SVCDOCS

57099071

Explanation: Link from IOA to auxiliary cache IOA went operational.

Response: No service action required.

57099072

Explanation: Link from IOA to auxiliary cache IOA went non-operational.

Response: No service action required.

57099073

Explanation: Incompatible or non-operational auxiliary cache IOA attached.

Failing Item:

- IOPIP40

57099081

Explanation: I/O processor card detected device error.

Failing Item:

- FI01105
- STORIOA

57099082

Explanation: I/O processor card detected device error.

Failing Item:

- IOPIP16
- FI01105
- STORIOA
- FI01140

- BACKPLN
- FI01106

57099090

Explanation: Disk unit has been modified after the last known status.

Response: Re-IPL the system. If any reference codes are surfaced, use the new reference code to resolve the problem.

If you cannot resolve the problem, contact your next level of support.

Failing Item:

- SVCDOCS

57099091

Explanation: Incorrect hardware configuration change has been detected.

Response: Re-IPL the system. If any reference codes are surfaced, use the new reference code to resolve the problem.

If you cannot resolve the problem, contact your next level of support.

Failing Item:

- SVCDOCS

57099092

Explanation: Disk unit requires initialization before use.

Failing Item:

- IOPIP26

57099093

Explanation: Read cache device not in correct format.

Response: Contact your next level of support.

Failing Item:

- SVCDOCS

5709B934

Explanation: Incompatible hardware detected.

Failing Item:

- STORIOA

5709FF3D

Explanation: I/O adapter detected recoverable error.

Failing Item:

- STORIOA

- ANYBRDG

5709FF6D

Explanation: I/O processor detected a recoverable system bus error.

(570B) Reference codes**570B0A17**

Explanation: A permanent I/O processor failure occurred.

Failing Item:

- IOP
- MA_BRDG
- AJDGP01
- AJDG301

570B0A22

Explanation: I/O processor detected a storage transfer error.

Failing Item:

- AJDGP01
- AJDG301
- IOP
- MA_BRDG

570B102E

Explanation: Out of alternate sectors for disk storage.

Failing Item:

- FI01105

570B1306

Explanation: I/O processor card or Licensed Internal Code error.

Response: A microprocessor exception occurred on the I/O processor.

Failing Item:

- AJDGP01
- IOP
- FI01104
- BACKPLN

570B1307

Explanation: I/O processor resource not available.

Failing Item:

- AJDGP01
- AJDG301

Failing Item:

- IOP
- ANYBUS

570B1310

Explanation: I/O processor resource not available.

Response: The I/O processor error log is being filled faster than the errors are being reported to the system. Check other errors reported to the system and correct them.

570B1317

Explanation: I/O processor card error.

Response: Display the Service Action Log entry for this SRC. If the Failing Item indicates IOP, then replace the IOP. If the Failing Item indicates SVCDOCS, then do NOT replace the IOP. This is a recoverable error. Perform the following:

1. If the I/O Processor is not operable and disk units are attached, use Hardware Service Manager to re-IPL the IOP. Other resources attached to the IOP may then need to be Varied On.
2. If disk units are not attached, perform the VRYCFG RESET(*YES) command to reset the IOP and Vary On attached resources.

Failing Item:

- SVCDOCS

570B2200

Explanation: I/O processor Licensed Internal Code error.

Failing Item:

- AJDGP01

570B2201

Explanation: Removable media error during IPL.

Failing Item:

- USER
- FI01105

570B2202

Explanation: Removable media error during IPL.

Failing Item:

- FI00022
- FI01105

570B3000

Explanation: A permanent I/O processor failure occurred.

Failing Item:

- FI01101
- IOP
- MA_BRDG

570B3001

Explanation: Not valid condition in I/O Processor Licensed Internal Code.

Response: The Licensed Internal Code found a condition that should not have occurred.

Failing Item:

- IOP
- AJDGP01

570B3002

Explanation: Addressed device failed to respond to selection.

Failing Item:

- IOPIP16
- FI01105
- STORIOA
- FI01140
- FI01141
- FI01106

570B3006

Explanation: System bus error.

Failing Item:

- IOP
- ANYBUS
- FI01101

570B3020

Explanation: I/O processor detected a SCSI bus configuration error.

Response: Error occurred on SCSI bus 0.

Failing Item:

- IOPIP17
- USER
- FI01107
- STORIOA

570B3021

Explanation: I/O processor detected a SCSI bus configuration error.

Response: Error occurred on SCSI bus 1.

Failing Item:

- IOPIP17
- USER
- FI01107
- STORIOA

570B3022

Explanation: I/O processor detected a SCSI bus configuration error.

Response: Error occurred on SCSI bus 2.

Failing Item:

- IOPIP17
- USER
- FI01107
- STORIOA

570B3023

Explanation: I/O processor detected a SCSI bus configuration error.

Response: Error occurred on SCSI bus 3.

Failing Item:

- IOPIP17
- USER
- FI01107
- STORIOA

570B3080

Explanation: I/O processor Licensed Internal Code error.

Failing Item:

- AJDGP01

570B3081

Explanation: System log entry only, no service action required.

570B3084

Explanation: I/O processor card or Licensed Internal Code error.

Response: A microprocessor exception occurred on the I/O processor.

Failing Item:

- AJDGP01
- IOP
- FI01104
- MA_BRDG

570B3087

Explanation: I/O processor resource not available.

Response: The Licensed Internal Code could not allocate resources on the I/O processor card.

Failing Item:

- AJDGP01
- AJDG301
- IOACNFG
- FI01104

570B3100

Explanation: I/O processor card detected interface error.

Response: Error occurred on SCSI bus 0.

Failing Item:

- IOPIP13
- FI01107
- STORIOA
- FI01140
- DEVBPLN

570B3101

Explanation: I/O processor card detected interface error.

Response: Error occurred on SCSI bus 1.

Failing Item:

- IOPIP13
- FI01107
- STORIOA
- FI01140
- DEVBPLN

570B3102

Explanation: I/O processor card detected interface error.

Response: Error occurred on SCSI bus 2.

Failing Item:

- IOPIP13
- FI01107
- STORIOA
- FI01140

- DEVBPLN

570B3103

Explanation: I/O processor card detected interface error.

Response: Error occurred on SCSI bus 3.

Failing Item:

- IOPIP13
- FI01107
- STORIOA
- FI01140
- DEVBPLN

570B3109

Explanation: I/O processor timed out a device command.

Failing Item:

- IOPIP16
- FI01105
- STORIOA
- FI01140
- BACKPLN
- FI01106

570B3110

Explanation: I/O processor card detected interface error.

Failing Item:

- IOPIP16
- FI01105
- STORIOA
- FI01140
- BACKPLN
- FI01106

570B3120

Explanation: I/O Processor detected that the bus is not operational.

Response: A device was added to SCSI bus 0 of the I/O Adapter and caused the bus to become not operational. Remove the device.

Failing Item:

- SVCDOCS
-

570B3121

Explanation: I/O Processor detected that the bus is not operational.

Response: A device was added to SCSI bus 1 of the I/O Adapter and caused the bus to become not operational. Remove the device.

Failing Item:

- SVCDOCS
-

570B3122

Explanation: I/O Processor detected that the bus is not operational.

Response: A device was added to SCSI bus 2 of the I/O Adapter and caused the bus to become not operational. Remove the device.

Failing Item:

- SVCDOCS
-

570B3123

Explanation: I/O Processor detected that the bus is not operational.

Response: A device was added to SCSI bus 3 of the I/O Adapter and caused the bus to become not operational. Remove the device.

Failing Item:

- SVCDOCS
-

570B3136

Explanation: The removable media device is assigned elsewhere.

Failing Item:

- USER
 - FI01105
-

570B3140

Explanation: I/O Processor detected that the bus is now operational.

Response: This reference code and the 3120 reference code that occurred before it require no service action, since SCSI bus 0 is now operational.

570B3141

Explanation: I/O Processor detected that the bus is now operational.

Response: This reference code and the 3121 reference code that occurred before it require no service action, since SCSI bus 1 is now operational.

570B3142

Explanation: I/O Processor detected that the bus is now operational.

Response: This reference code and the 3122 reference code that occurred before it require no service action, since SCSI bus 2 is now operational.

570B3143

Explanation: I/O Processor detected that the bus is now operational.

Response: This reference code and the 3123 reference code that occurred before it require no service action, since SCSI bus 3 is now operational.

570B3150

Explanation: I/O processor detected a SCSI bus configuration error.

Response: Internal and external SCSI cables are connected to SCSI bus 0 at the same time. Correct the SCSI bus 0 configuration.

Failing Item:

- SVCDOCS
-

570B3151

Explanation: I/O processor detected a SCSI bus configuration error.

Response: Internal and external SCSI cables are connected to SCSI bus 1 at the same time. Correct the SCSI bus 1 configuration.

Failing Item:

- SVCDOCS
-

570B3200

Explanation: A tape/CD or disk device reported a failure.

Failing Item:

- FI01105
 - STORIOA
 - IOP
 - MEDIA
-

570B3203

Explanation: Disk media format bad.

Failing Item:

- FI01105
-

570B3205

Explanation: Disk sector read error.

Response: Disk unit data may need to be reloaded, but the disk unit does not need to be replaced.

Failing Item:

- FI01105
-

570B3215

Explanation: Disk sector read error.

Response: Disk unit data may need to be reloaded, but the disk unit does not need to be replaced.

Failing Item:

- FI01105
-

570B3250

Explanation: Disk unit requires initialization before use.

Response: Perform a D-IPL and work on errors found in the log.

Failing Item:

- USER
-

570B3300

Explanation: Storage unit detected a media problem.

Failing Item:

- IOPIP01
 - MEDIA
 - FI00121
 - FI01141
-

570B3400

Explanation: I/O processor card detected device error.

Response: NOTE: If external devices are attached check EXTSCSI and DEVTERM first.

Failing Item:

- FI02112
 - STORIOA
 - FI01106
 - DEVTERM
 - FI01140
-

570B3401

Explanation: Device backplane problem.

Failing Item:

- DEVBPLN
-

570B3501

Explanation: I/O processor Licensed Internal Code error.

Failing Item:

- AJDGP01
 - IOP
-

570B3600

Explanation: System log entry only, no service action required.

570B3601

Explanation: System log entry only, no service action required.

570B6070

Explanation: A permanent I/O processor failure occurred.

Failing Item:

- IOP
-

570B6071

Explanation: I/O processor Licensed Internal Code error.

Failing Item:

- AJDGP01
-

570B6072

Explanation: I/O processor Licensed Internal Code error.

Failing Item:

- AJDGP01
 - IOP
-

570B6073

Explanation: IPL device not ready.

Failing Item:

- MEDIA
 - FI01105
 - USER
-

570B6075

Explanation: I/O processor resource not available.

Failing Item:

- AJDGP01
-

570B6076

Explanation: I/O processor card detected media error.

Failing Item:

- MEDIA
- AJDGP01
- FI01105

570B6081

Explanation: I/O processor Licensed Internal Code error.

Failing Item:

- AJDGP01
- IOP

570B6082

Explanation: I/O processor Licensed Internal Code error.

Failing Item:

- AJDGP01
- IOP

570B6083

Explanation: I/O processor Licensed Internal Code error.

Failing Item:

- AJDGP01
- IOP

570B6085

Explanation: I/O processor Licensed Internal Code error.

Failing Item:

- AJDGP01
- IOP
- MA_BRDG

570B6200

Explanation: A permanent IOA hardware error occurred.

Failing Item:

- FCIOA
- OPT_CLN

570B6201

Explanation: IOA LID is not valid.

Failing Item:

- AJDGP01

570B6602

Explanation: An I/O processor Licensed Internal Code error occurred.

Failing Item:

- AJDGP01

570B8000

Explanation: A permanent IOP or cache adapter card failure occurred.

Response: DO NOT replace both FRUs at the same time. Exchange the FRUs one at a time in the order shown.

Failing Item:

- STORIOA
- CACHE

570B8002

Explanation: A permanent cache adapter card failure occurred.

Response: DO NOT replace both FRUs at the same time. Exchange the FRUs one at a time in the order shown.

Failing Item:

- CACHE
- STORIOA

570B8004

Explanation: Voltage drop detected on I/O processor 5 volt power supply.

Failing Item:

- FI01141
- STORIOA

570B8005

Explanation: A recoverable IOP or cache adapter card error occurred.

Response: DO NOT replace both FRUs at the same time. Exchange the FRUs one at a time in the order shown.

Failing Item:

- STORIOA
- CACHE

570B8007

Explanation: A recoverable cache adapter card error occurred.

Response: DO NOT replace both FRUs at the same time. Exchange the FRUs one at a time in the order shown.

Failing Item:

- CACHE
 - STORIOA
-

570B8010

Explanation: A permanent cache adapter card failure occurred.

Response: The cache adapter card may be missing, broken or incompatible.

DO NOT replace both FRUs at the same time. Exchange the FRUs one at a time in the order shown.

Failing Item:

- CACHE
 - STORIOA
-

570B8011

Explanation: A permanent cache adapter card failure occurred.

Response: The cache adapter card may be missing, broken or incompatible.

DO NOT replace both FRUs at the same time. Exchange the FRUs one at a time in the order shown.

Failing Item:

- CACHE
 - STORIOA
-

570B8100

Explanation: I/O processor Licensed Internal Code error.

Failing Item:

- AJDGP01
 - IOP
-

570B8130

Explanation: IOA detected recoverable device bus error.

Response: An error occurred on SCSI bus 0. No action is required. This reference code is logged for information only.

570B8131

Explanation: IOA detected recoverable device bus error.

Response: An error occurred on SCSI bus 1. No action is required. This reference code is logged for information only.

570B8132

Explanation: IOA detected recoverable device bus error.

Response: An error occurred on SCSI bus 2. No action is required. This reference code is logged for information only.

570B8133

Explanation: IOA detected recoverable device bus error.

Response: An error occurred on SCSI bus 3. No action is required. This reference code is logged for information only.

570B8140

Explanation: IOA detected recoverable device bus error.

Response: No action is required. This reference code is logged for information only.

570B8141

Explanation: IOA detected recoverable device error.

Response: No action is required. This reference code is logged for information only.

570B8145

Explanation: A recoverable I/O processor error occurred.

Failing Item:

- STORIOA
-

570B8146

Explanation: Disk device detected recoverable error.

Failing Item:

- FI01105
-

570B8150

Explanation: A permanent I/O processor failure occurred.

Failing Item:

- STORIOA
- ANYBRDG

570B8151

Explanation: I/O processor Licensed Internal Code error.

Failing Item:

- AJDGP01
- STORIOA

570B8155

Explanation: A permanent I/O processor failure occurred.

Failing Item:

- AJDGP01
- STORIOA

570B8156

Explanation: A permanent I/O processor failure occurred.

Failing Item:

- AJDGP01
- STORIOA

570B8157

Explanation: I/O adapter card error.

Response: Display the Service Action Log entry for this SRC. If the Failing Item indicates I/O adapter, then replace the I/O adapter. If the Failing Item indicates SVCDOCS, then do NOT replace the I/O adapter. This is a recoverable error. Perform the following for the I/O processor that the I/O adapter is attached to:

1. If the I/O Processor is not operable and disk units are attached, use Hardware Service Manager to re-IPL the IOP. Other resources attached to the IOP may then need to be Varied On.
2. If disk units are not attached, perform the VRYCFG RESET(*YES) command to reset the IOP and Vary On attached resources.

Failing Item:

- SVCDOCS

570B8200

Explanation: I/O processor Licensed Internal Code error.

Failing Item:

- AJDGP01
- IOP

570B8300

Explanation: I/O processor card or Licensed Internal Code error.

Response: A microprocessor exception occurred on the I/O processor.

Failing Item:

- STORIOA
- IOP
- AJDGP01

570B8301

Explanation: Not valid condition in I/O Processor Licensed Internal Code.

Response: The Licensed Internal Code found a condition that should not have occurred.

Failing Item:

- FI01101
- AJDGP01
- IOP

570B8400

Explanation: I/O processor Licensed Internal Code error.

Failing Item:

- AJDGP01

570B9000

Explanation: I/O processor card detected device error.

Failing Item:

- FI01105
- STORIOA

570B9001

Explanation: I/O processor card detected device configuration error.

Failing Item:

- IOPIP33

570B9002

Explanation: I/O processor card detected device error.

Failing Item:

- IOPIP16
- FI01105
- STORIOA
- FI01140
- BACKPLN

- FI01106

570B9008

Explanation: I/O card does not support functions expected by devices.

Failing Item:

- IOPIP25

570B9009

Explanation: Call your next level of support for assistance.

Failing Item:

- SVCDOCS

570B9010

Explanation: Cache data associated with attached devices cannot be found.

Failing Item:

- IOPIP31

570B9011

Explanation: Cache data belongs to devices other than those attached.

Failing Item:

- IOPIP32

570B9012

Explanation: IOP requires a cache adapter card but cannot find it.

Response: The cache adapter card is missing or broken.

Failing Item:

- IOPIP29
- CACHE

570B9013

Explanation: The IOP and attached cache adapter card are not compatible.

Failing Item:

- IOPIP19

570B9020

Explanation: Array not functional due to present hardware configuration.

Failing Item:

- IOPIP20

570B9021

Explanation: Array not functional due to present hardware configuration.

Failing Item:

- IOPIP20

570B9022

Explanation: Array not functional due to present hardware configuration.

Failing Item:

- IOPIP22

570B9023

Explanation: Array not functional due to present hardware configuration.

Failing Item:

- IOPIP22

570B9024

Explanation: Array not functional due to present hardware configuration.

Failing Item:

- IOPIP22

570B9025

Explanation: Disk unit is not supported at its physical location.

Failing Item:

- IOPIP21

570B9026

Explanation: Array not functional due to present hardware configuration.

Failing Item:

- IOPIP22

570B9027

Explanation: Array not functional due to present hardware configuration.

Failing Item:

- IOPIP34

570B9028

Explanation: Incorrect hardware configuration change has been detected.

Response: Reduce the number of arrays on IOP. Either

570B9029 • 570B9054

move all devices in an array to another IOP that supports arrays, or stop an array on this IOP.

Failing Item:

- SVCDOCS
-

570B9029

Explanation: Incorrect hardware configuration change has been detected.

Response: Contact your next level of support.

Failing Item:

- SVCDOCS
-

570B902F

Explanation: Array addendum Product Activity Log entry.

Response: This entry contains additional array information for 90xx reference codes when the array contains more than 10 members. Use the 90xx entry that occurred at the same time as this reference code as the starting point for this problem.

570B9030

Explanation: Array no longer protected due to missing or failed disk unit.

Failing Item:

- IOPIP21
-

570B9031

Explanation: Automatic rebuild initiated for array.

Response: Either a previous rebuild was interrupted and was automatically restarted, or a hot spare disk unit was used to automatically rebuild the array. Look for other reference codes and take action on them.

570B9040

Explanation: Array protection temporarily suspended.

Response: No action required. Protection will be automatically restarted.

570B9041

Explanation: Background array parity check detected and corrected errors.

Response: Call your next level of support to report the problem.

Failing Item:

- AJDGP01
-

570B9050

Explanation: Required cache data cannot be located for a disk unit.

Failing Item:

- IOPIP30
-

570B9051

Explanation: IOP cache data exists for a missing or failed device.

Response: If all configured units are missing, a 9054 reference code may appear in the product activity log. If so, perform the action indicated for the 9054 reference code.

Otherwise, perform the procedure indicated in the failing item list.

Failing Item:

- IOPIP27
-

570B9052

Explanation: Cache data exists for device that has been modified.

Failing Item:

- IOPIP28
-

570B9053

Explanation: IOP resources not available due to previous problems.

Response: Take action on other IOP reference codes which have surfaced.

If you cannot get to SST or DST, and cannot perform a type A or B IPL, perform a type D IPL from removable media. Look for Product Activity Log entries for other IOP reference codes and take action on them.

Failing Item:

- SVCDOCS
-

570B9054

Explanation: IOP resources not available due to previous problems.

Response: Power off the system and remove all new or replacement disk units. IPL the system to DST. If you cannot perform a type A or B IPL, perform a type D IPL from removable media.

Look for Product Activity Log entries for other IOP reference codes and take action on them.

Failing Item:

- SVCDOCS

570B9081

Explanation: I/O processor card detected device error.

Failing Item:

- FI01105
 - STORIOA
-

570B9082

Explanation: I/O processor card detected device error.

Failing Item:

- IOPIP16
 - FI01105
 - STORIOA
 - FI01140
 - BACKPLN
 - FI01106
-

570B9090

Explanation: Disk unit has been modified after the last known status.

Response: Re-IPL the system. If any reference codes are surfaced, use the new reference code to resolve the problem.

If you cannot resolve the problem, contact your next level of support.

Failing Item:

- SVCDOCS
-

570B9091

Explanation: Incorrect hardware configuration change has been detected.

Response: Re-IPL the system. If any reference codes are surfaced, use the new reference code to resolve the problem.

If you cannot resolve the problem, contact your next level of support.

Failing Item:

- SVCDOCS
-

570B9092

Explanation: Disk unit requires initialization before use.

Failing Item:

- IOPIP26
-

570BB3B1

Explanation: A permanent I/O processor failure occurred.

Failing Item:

- IOP
-

570BB3B2

Explanation: A permanent I/O processor failure occurred.

Failing Item:

- IOP
-

570BB3B3

Explanation: A permanent I/O processor failure occurred.

Failing Item:

- IOP
-

570BB3B4

Explanation: A permanent I/O processor failure occurred.

Failing Item:

- IOP
-

570BB3B5

Explanation: A permanent I/O processor failure occurred.

Failing Item:

- IOP
-

570BB3B6

Explanation: A permanent I/O processor failure occurred.

Failing Item:

- IOP
-

570BB3B7

Explanation: A permanent I/O processor failure occurred.

Failing Item:

- IOP
-

570BB3B8

Explanation: Multi-adapter Bridge error detected.

Failing Item:

- MA_BRDG
-

- IOP

570BB3B9

Explanation: A permanent I/O processor failure occurred.

Failing Item:

- IOP

570BB3E0

Explanation: I/O processor detected a fault condition.

Failing Item:

- IOP
- MA_BRDG

570BB3E1

Explanation: I/O processor detected a fault condition.

Failing Item:

- IOP
- MA_BRDG

570BB410

Explanation: A permanent I/O processor failure occurred.

Failing Item:

- STORIOA

570BB411

Explanation: A permanent I/O processor failure occurred.

Failing Item:

- STORIOA

570BB412

Explanation: Tape/CD or disk bus interface error occurred.

Failing Item:

- IOPIP16
- FI01107
- FI01140
- STORIOA
- DEVTERM

570BB935

Explanation: Unknown hardware detected.

Failing Item:

- FI01101
- AJDGP01
- IOP
- MA_BRDG

570BBE00

Explanation: I/O processor detected a fault condition.

Failing Item:

- AJDGP01
- IOP
- FI01104
- MA_BRDG

570BFF3D

Explanation: I/O adapter detected recoverable error.

Failing Item:

- STORIOA
- ANYBRDG

570BFF6D

Explanation: I/O processor detected a recoverable system bus error.

Failing Item:

- IOP
- ANYBUS

(571A) Reference codes

571A1310

Explanation: I/O adapter resource not available.

Response: The I/O adapter error log is being filled faster than the errors are being reported to the system. Check other errors reported to the system and correct them.

571A3000

Explanation: A permanent failure occurred.

Failing Item:

- FI01101
- ANYBRDG

571A3006

Explanation: System bus error.

Failing Item:

- FI01101
- ANYBRDG

- PTFSRCH

571A3020

Explanation: SCSI bus configuration error.

Response: Error occurred on SCSI bus 0.

Failing Item:

- IOPIP17
- USER
- FI01107
- STORIOA

571A3021

Explanation: SCSI bus configuration error.

Response: Error occurred on SCSI bus 1.

Failing Item:

- IOPIP17
- USER
- FI01107
- STORIOA

571A3022

Explanation: SCSI bus configuration error.

Response: Error occurred on SCSI bus 2.

Failing Item:

- IOPIP17
- USER
- FI01107
- STORIOA

571A3023

Explanation: SCSI bus configuration error.

Response: Error occurred on SCSI bus 3.

Failing Item:

- IOPIP17
- USER
- FI01107
- STORIOA

571A3100

Explanation: Interface error.

Response: Error occurred on SCSI bus 0.

Failing Item:

- IOPIP13
- FI01107
- STORIOA

- FI01140
- DEVBPLN

571A3101

Explanation: Interface error.

Response: Error occurred on SCSI bus 1.

Failing Item:

- IOPIP13
- FI01107
- STORIOA
- FI01140
- DEVBPLN

571A3102

Explanation: Interface error.

Response: Error occurred on SCSI bus 2.

Failing Item:

- IOPIP13
- FI01107
- STORIOA
- FI01140
- DEVBPLN

571A3103

Explanation: Interface error.

Response: Error occurred on SCSI bus 3.

Failing Item:

- IOPIP13
- FI01107
- STORIOA
- FI01140
- DEVBPLN

571A3120

Explanation: Bus is not operational.

Response: Adding a device to SCSI bus 0 of the I/O Adapter caused the bus to become not operational. Remove the device.

Failing Item:

- SVCDOCS

571A3121

Explanation: Bus is not operational.

Response: Adding a device to SCSI bus 1 of the I/O Adapter caused the bus to become not operational. Remove the device.

571A3122 • 571A3405

Failing Item:

- SVCDOCS

571A3122

Explanation: Bus is not operational.

Response: Adding a device to SCSI bus 2 of the I/O Adapter caused the bus to become not operational. Remove the device.

Failing Item:

- SVCDOCS

571A3123

Explanation: Bus is not operational.

Response: Adding a device to SCSI bus 3 of the I/O Adapter caused the bus to become not operational. Remove the device.

Failing Item:

- SVCDOCS

571A3140

Explanation: Bus is operational.

Response: This reference code and the 3120 reference code that occurred before it require no service action because SCSI bus 0 is now operational.

571A3141

Explanation: Bus is operational.

Response: This reference code and the 3121 reference code that occurred before it require no service action because SCSI bus 1 is now operational.

571A3142

Explanation: Bus is operational.

Response: This reference code and the 3122 reference code that occurred before it require no service action because SCSI bus 2 is now operational.

571A3143

Explanation: Bus is operational.

Response: This reference code and the 3123 reference code that occurred before it require no service action because SCSI bus 3 is now operational.

571A3150

Explanation: SCSI bus configuration error.

Response: Internal and external SCSI cables are connected to SCSI bus 0 at the same time. Correct the SCSI bus 0 configuration.

Failing Item:

- SVCDOCS

571A3151

Explanation: SCSI bus configuration error.

Response: Internal and external SCSI cables are connected to SCSI bus 1 at the same time. Correct the SCSI bus 1 configuration.

Failing Item:

- SVCDOCS

571A3200

Explanation: A tape/CD or disk device reported a failure.

Failing Item:

- FI01105
- STORIOA
- MEDIA

571A3202

Explanation: Storage subsystem configuration error.

Response: The device is not supported in the current configuration. An I/O processor might be required.

Failing Item:

- SVCDOCS

571A3400

Explanation: Device error.

Response: NOTE: If external devices are attached check EXTSCSI and DEVTERM first.

Failing Item:

- FI02112
- STORIOA
- FI01106
- FI01140

571A3401

Explanation: Device backplane problem.

Failing Item:

- DEVBPLN

571A3405

Explanation: An error occurred during task initialization for a removable media device. This SRC is logged when an error occurs and the removable media device driver cannot determine the device type or model.

Response: Perform the following:

- Check the Product Activity Log for other entries that indicate interface problems and work those problems.
- Check the device firmware level and apply the latest PTFs.
- Check for LIC logs with major code 2E00. Contact your next level of support with the information you have gathered.

Problem determination: IPL the IOP to retry the device identification process. If the error persists then contact your service provider.

Failing Item:

- PTFSRCH

571A34FF

Explanation: A device on this adapter is being formatted. Wait for the formatting to complete.

Failing Item:

- SVCDOCS

571A3501

Explanation: Licensed Internal Code error.

Response: The device type is either unsupported or the code has not been loaded to support it.

Failing Item:

- FI01105
- PTFSRCH

571A3601

Explanation: System log entry only. No service action required.

571A4150

Explanation: I/O adapter detected PCI bus error.

Response: If this event appears in a serviceable event view, work with the failing item list found there. If this event does not appear in a serviceable event view, no service action is required.

If you are working with one of the card types below, the adapter has multiple physical parts. Choose the card type to identify the physical parts of the storage adapter.

Card type 2BE1 (feature RAID enablement card for embedded IOA) read the following: When working the FRUs from the serviceable event or the failing item list here, the embedded storage adapter (STORIOA) has three physical parts:

- The embedded storage adapter on the I/O backplane.

- The RAID enablement card.
- The Battery charger and carrier card.

See symbolic FRU FEATCRD for the location codes of the FRUs if they are not listed in the serviceable event or if you are working the failing item list here.

Card type 57CB (embedded IOA with 2BCF battery card for embedded IOA) read the following: When working the FRUs from the serviceable event or the failing item list here, the embedded storage adapter (STORIOA) has two physical parts:

- The embedded storage adapter on the I/O backplane.
- The Battery charger and carrier card.

See symbolic FRU FEATCRD for the location codes of the FRUs if they are not listed in the serviceable event or if you are working the failing item list here.

Card type 57CF (embedded IOAs on DASD backplane with 2BC2 dual battery charger and carrier card for the embedded IOAs) read the following: When working the FRUs from the serviceable event or the failing item list here, the embedded storage adapters (STORIOA) have two physical parts:

- The embedded storage adapter on the DASD backplane.
- The dual battery charger and carrier card. To determine which battery is connected to which embedded IOA use the bus number of the IOA with symbolic FRU CACHBAT.

See symbolic FRU FEATCRD for the location code of the dual battery charger and carrier card if it is not listed in the serviceable event or if you are working the failing item list here.

Failing Item:

- BACKPLN
- STORIOA

571A4160

Explanation: I/O adapter detected and recovered a PCI bus error.

Response: If this event appears in a serviceable event view, work with the failing item list found there. If this event does not appear in a serviceable event view, no service action is required.

If you are working with one of the card types below, the adapter has multiple physical parts. Choose the card type to identify the physical parts of the storage adapter.

Card type 2BE1 (feature RAID enablement card for embedded IOA) read the following: When working the FRUs from the serviceable event or the failing item list

571A8008 • 571A8140

here, the embedded storage adapter (STORIOA) has three physical parts:

- The embedded storage adapter on the I/O backplane.
- The RAID enablement card.
- The Battery charger and carrier card.

See symbolic FRU FEATCRD for the location codes of the FRUs if they are not listed in the serviceable event or if you are working the failing item list here.

Card type 57CB (embedded IOA with 2BCF battery card for embedded IOA) read the following: When working the FRUs from the serviceable event or the failing item list here, the embedded storage adapter (STORIOA) has two physical parts:

- The embedded storage adapter on the I/O backplane.
- The Battery charger and carrier card.

See symbolic FRU FEATCRD for the location codes of the FRUs if they are not listed in the serviceable event or if you are working the failing item list here.

Card type 57CF (embedded IOAs on DASD backplane with 2BC2 dual battery charger and carrier card for the embedded IOAs) read the following: When working the FRUs from the serviceable event or the failing item list here, the embedded storage adapters (STORIOA) have two physical parts:

- The embedded storage adapter on the DASD backplane.
- The dual battery charger and carrier card. To determine which battery is connected to which embedded IOA use the bus number of the IOA with symbolic FRU CACHBAT.

See symbolic FRU FEATCRD for the location code of the dual battery charger and carrier card if it is not listed in the serviceable event or if you are working the failing item list here.

Failing Item:

- BACKPLN
- STORIOA

571A8008

Explanation: A permanent cache battery pack failure occurred.

Response: NOTE: Under a certain configuration, this SRC may not represent an error that requires a service action. Depending on the configuration of the system, the Storage IOA may have been altered and/or the Storage IOA Cache may have been disabled to allow attachment of OEM Storage that emulates a Load Source drive. If this is the case, this error will be posted each time the IOA is IPLed and it can be ignored.

Failing Item:

- CACHBAT
- STORIOA

571A8009

Explanation: Impending cache battery pack failure.

Failing Item:

- CACHBAT

571A8100

Explanation: Licensed Internal Code error.

Failing Item:

- PTFSRCH
- STORIOA

571A8130

Explanation: IOA detected recoverable device bus error.

Response: An error occurred on SCSI bus 0. No action is required. This reference code is logged for information only.

571A8131

Explanation: IOA detected recoverable device bus error.

Response: An error occurred on SCSI bus 1. No action is required. This reference code is logged for information only.

571A8132

Explanation: IOA detected recoverable device bus error.

Response: An error occurred on SCSI bus 2. No action is required. This reference code is logged for information only.

571A8133

Explanation: IOA detected recoverable device bus error.

Response: An error occurred on SCSI bus 3. No action is required. This reference code is logged for information only.

571A8140

Explanation: IOA detected recoverable device bus error.

Response: No action is required. This reference code is logged for information only.

571A8141

Explanation: IOA detected recoverable device error.

Response: No action is required. This reference code is logged for information only.

571A8145

Explanation: A recoverable error occurred.

Failing Item:

- STORIOA
-

571A8146

Explanation: Disk device detected recoverable error.

Failing Item:

- FI01105
-

571A8150

Explanation: A permanent failure occurred.

Response: NOTE: Under a certain configuration, this SRC may not represent an error that requires a service action. Depending on the configuration of the system, the Storage IOA may have been altered and/or the Storage IOA Cache may have been disabled to allow attachment of OEM Storage that emulates a Load Source drive. If this is the case, this error will be posted each time the IOA is IPLed and it can be ignored.

Failing Item:

- STORIOA
 - ANYBRDG
-

571A8151

Explanation: Licensed Internal Code error.

Failing Item:

- PTFSRCH
 - STORIOA
-

571A8155

Explanation: A permanent failure occurred.

Failing Item:

- PTFSRCH
 - STORIOA
-

571A8156

Explanation: A permanent failure occurred.

Failing Item:

- PTFSRCH
 - STORIOA
-

571A8157

Explanation: I/O adapter card error.

Response: Display the Service Action Log entry for this SRC. If the Failing Item indicates an I/O adapter, then replace the I/O adapter. If the Failing Item indicates SVCDOCS, then do NOT replace the I/O adapter. This is a recoverable error. Perform the following for the I/O processor that the I/O adapter is attached to:

1. If the I/O processor is not operable and disk units are attached, use Hardware Service Manager to re-IPL the IOP. Other resources attached to the IOP may then need to be Varied On.
2. If disk units are not attached, perform the "VRYCFG RESET(*YES)" command to reset the IOP and Vary On attached resources.

Failing Item:

- SVCDOCS
-

571A8300

Explanation: IOA hardware error or PCI bus error.

Failing Item:

- STORIOA
 - ANYBRDG
 - PTFSRCH
-

571A8301

Explanation: Not valid condition in Licensed Internal Code.

Failing Item:

- PTFSRCH
 - STORIOA
-

571A8302

Explanation: Missing Licensed Internal Code.

Response: Ensure that the code necessary to support this I/O adapter is loaded.

Failing Item:

- SVCDOCS
 - STORIOA
-

571A8400

Explanation: Licensed Internal Code error.

Failing Item:

- PTFSRCH
-

571A8404

Explanation: System log entry only. No service action required.

571A9000

Explanation: Device error.

Failing Item:

- FI01105
- STORIOA

571A9001

Explanation: Device configuration error.

Failing Item:

- IOPIP33

571A9002

Explanation: Device error.

Failing Item:

- IOPIP16
- FI01105
- STORIOA
- FI01140
- BACKPLN
- FI01106

571A9008

Explanation: I/O card does not support functions expected by devices.

Failing Item:

- IOPIP25

571A9009

Explanation: Call your next level of support for assistance.

Failing Item:

- SVCDOCS

571A9010

Explanation: Cache data associated with attached devices cannot be found.

Failing Item:

- IOPIP31

571A9011

Explanation: Cache data belongs to devices other than those attached.

Failing Item:

- IOPIP32

571A9020

Explanation: Array not functional due to present hardware configuration.

Failing Item:

- IOPIP20

571A9021

Explanation: Array not functional due to present hardware configuration.

Failing Item:

- IOPIP20

571A9022

Explanation: Array not functional due to present hardware configuration.

Failing Item:

- IOPIP22

571A9023

Explanation: Array not functional due to present hardware configuration.

Failing Item:

- IOPIP22

571A9024

Explanation: Array not functional due to present hardware configuration.

Failing Item:

- IOPIP22

571A9025

Explanation: Disk unit is not supported at its physical location.

Failing Item:

- IOPIP21

571A9026

Explanation: Array not functional due to present hardware configuration.

Failing Item:

- IOPIP22

571A9027

Explanation: Array not functional due to present hardware configuration.

Failing Item:

- IOPIP34

571A9028

Explanation: Incorrect hardware configuration change detected.

Response: Reduce the number of arrays on this I/O adapter. Either move all the devices in an array to another I/O adapter that supports arrays, or stop an array on this I/O adapter.

Failing Item:

- SVCDOCS

571A9029

Explanation: Incorrect hardware configuration change detected.

Response: Contact your next level of support.

Failing Item:

- SVCDOCS

571A902F

Explanation: Array addendum Product Activity Log entry.

Response: This entry contains additional array information for 90xx reference codes when the array contains more than 10 members. Use the 90xx entry that occurred at the same time as this reference code as the starting point for this problem.

571A9030

Explanation: Array no longer protected due to missing or failed disk unit.

Failing Item:

- FI02112
- IOPIP21

571A9031

Explanation: Automatic rebuild initiated for array.

Response: Either a previous rebuild was interrupted and was automatically restarted, or a hot spare disk unit was used to automatically rebuild the array. Look for other reference codes and take action on them.

571A9032

Explanation: A disk unit in a RAID array is missing or failed.

Response: The array is still protected, but the disk unit should be replaced. Replace the device first if a device is listed first in the Service Action Log. If a device is not listed first in the Service Action Log then perform the procedure.

Failing Item:

- FI02112
- IOPIP21

571A9040

Explanation: Array protection temporarily suspended.

Response: No action required. Protection will be automatically restarted.

571A9041

Explanation: Background array parity check detected and corrected errors.

Response: Call your next level of support to report the problem.

Failing Item:

- PTFSRCH

571A9042

Explanation: An array parity error has been detected and corrected.

Response: Call your next level of support to report the problem.

Failing Item:

- NEXTLVL

571A9050

Explanation: Required cache data cannot be located for a disk unit.

Failing Item:

- IOPIP30

571A9051

Explanation: Cache data exists for a missing or failed device.

Response: If all configured units are missing, a 9054 reference code may appear in the product activity log. If so, perform the action indicated for the 9054 reference code.

Otherwise, perform the procedure indicated in the failing item list.

571A9052 • 571A9091

Failing Item:

- IOPIP27
-

571A9052

Explanation: Cache data exists for device that has been modified.

Response: Contact your next level of support.

Failing Item:

- SVCDOCS
-

571A9053

Explanation: IOA resources not available due to previous problems.

Response: Take action on other reference codes which have surfaced.

If you cannot get to SST or DST, and cannot perform a type A or B IPL, perform a type D IPL from removable media. Look for Product Activity Log entries for other reference codes and take action on them.

Failing Item:

- SVCDOCS
-

571A9054

Explanation: IOA resources not available due to previous problems.

Response: Power off the system and remove all new or replacement disk units. IPL the system to DST. If you cannot perform a type A or B IPL, perform a type D IPL from removable media.

Look for Product Activity Log entries for other reference codes and take action on them.

Failing Item:

- SVCDOCS
-

571A9071

Explanation: Link from IOA to auxiliary cache IOA went operational.

Response: No service action required.

571A9072

Explanation: Link from IOA to auxiliary cache IOA went non-operational.

Response: No service action required.

571A9073

Explanation: Incompatible or non-operational auxiliary cache IOA attached.

Failing Item:

- IOPIP40
-

571A9081

Explanation: Device error.

Failing Item:

- FI01105
 - STORIOA
-

571A9082

Explanation: Device error.

Failing Item:

- IOPIP16
 - FI01105
 - STORIOA
 - FI01140
 - BACKPLN
 - FI01106
-

571A9090

Explanation: Disk unit has been modified after the last known status.

Response: Re-IPL the system. If any reference codes are surfaced, use the new reference code to resolve the problem.

If you cannot resolve the problem, contact your next level of support.

Failing Item:

- SVCDOCS
-

571A9091

Explanation: Incorrect hardware configuration change detected.

Response: Re-IPL the system. If any reference codes are surfaced, use the new reference code to resolve the problem.

If you cannot resolve the problem, contact your next level of support.

Failing Item:

- SVCDOCS
-

571A9092

Explanation: Disk unit requires initialization before use.

Failing Item:

- IOPIP26
-

571A9500

Explanation: Internal program error in driver code.

Failing Item:

- PTFSRCH
-

571A9902

Explanation: System log entry only. No service action required.

571A9903

Explanation: Tape device information was logged. Informational event, no service required.

571AC000

Explanation: System log entry only. No service action required.

Response: No action is required. This reference code is logged for information only.

571AC100

Explanation: System log entry only. No service action required.

Response: No action is required. This reference code is logged for information only.

571AC402

Explanation: Licensed Internal Code error.

Response: Ask your next level of support for assistance.

Failing Item:

- PTFSRCH
-

571AFF3D

Explanation: I/O adapter detected a recoverable error.

Failing Item:

- STORIOA
- ANYBRDG

571AFF6D

Explanation: Recoverable system bus error.

Failing Item:

- STORIOA
- ANYBRDG
- PTFSRCH

(571B) Reference codes

571B1310

Explanation: I/O adapter resource not available.

Response: The I/O adapter error log is being filled faster than the errors are being reported to the system. Check other errors reported to the system and correct them.

571B3000

Explanation: A permanent failure occurred.

Failing Item:

- FI01101
 - ANYBRDG
-

571B3006

Explanation: System bus error.

Failing Item:

- FI01101
 - ANYBRDG
 - PTFSRCH
-

571B3020

Explanation: SCSI bus configuration error.

Response: Error occurred on SCSI bus 0.

Failing Item:

- IOPIP17
 - USER
 - FI01107
 - STORIOA
-

571B3021

Explanation: SCSI bus configuration error.

Response: Error occurred on SCSI bus 1.

Failing Item:

- IOPIP17
 - USER
 - FI01107
 - STORIOA
-

571B3022

Explanation: SCSI bus configuration error.

Response: Error occurred on SCSI bus 2.

Failing Item:

- IOPIP17
-

- USER
 - FI01107
 - STORIOA
-

571B3023

Explanation: SCSI bus configuration error.

Response: Error occurred on SCSI bus 3.

Failing Item:

- IOPIP17
 - USER
 - FI01107
 - STORIOA
-

571B3100

Explanation: Interface error.

Response: Error occurred on SCSI bus 0.

Failing Item:

- IOPIP13
 - FI01107
 - STORIOA
 - FI01140
 - DEVBPLN
-

571B3101

Explanation: Interface error.

Response: Error occurred on SCSI bus 1.

Failing Item:

- IOPIP13
 - FI01107
 - STORIOA
 - FI01140
 - DEVBPLN
-

571B3102

Explanation: Interface error.

Response: Error occurred on SCSI bus 2.

Failing Item:

- IOPIP13
 - FI01107
 - STORIOA
 - FI01140
 - DEVBPLN
-

571B3103**Explanation:** Interface error.**Response:** Error occurred on SCSI bus 3.**Failing Item:**

- IOPIP13
 - FI01107
 - STORIOA
 - FI01140
 - DEVBPLN
-

571B3120**Explanation:** Bus is not operational.**Response:** Adding a device to SCSI bus 0 of the I/O Adapter caused the bus to become not operational. Remove the device.**Failing Item:**

- SVCDOCS
-

571B3121**Explanation:** Bus is not operational.**Response:** Adding a device to SCSI bus 1 of the I/O Adapter caused the bus to become not operational. Remove the device.**Failing Item:**

- SVCDOCS
-

571B3122**Explanation:** Bus is not operational.**Response:** Adding a device to SCSI bus 2 of the I/O Adapter caused the bus to become not operational. Remove the device.**Failing Item:**

- SVCDOCS
-

571B3123**Explanation:** Bus is not operational.**Response:** Adding a device to SCSI bus 3 of the I/O Adapter caused the bus to become not operational. Remove the device.**Failing Item:**

- SVCDOCS
-

571B3140**Explanation:** Bus is operational.**Response:** This reference code and the 3120 reference code that occurred before it require no service action

because SCSI bus 0 is now operational.

571B3141**Explanation:** Bus is operational.**Response:** This reference code and the 3121 reference code that occurred before it require no service action because SCSI bus 1 is now operational.

571B3142**Explanation:** Bus is operational.**Response:** This reference code and the 3122 reference code that occurred before it require no service action because SCSI bus 2 is now operational.

571B3143**Explanation:** Bus is operational.**Response:** This reference code and the 3123 reference code that occurred before it require no service action because SCSI bus 3 is now operational.

571B3150**Explanation:** SCSI bus configuration error.**Response:** Internal and external SCSI cables are connected to SCSI bus 0 at the same time. Correct the SCSI bus 0 configuration.**Failing Item:**

- SVCDOCS
-

571B3151**Explanation:** SCSI bus configuration error.**Response:** Internal and external SCSI cables are connected to SCSI bus 1 at the same time. Correct the SCSI bus 1 configuration.**Failing Item:**

- SVCDOCS
-

571B3200**Explanation:** A tape/CD or disk device reported a failure.**Failing Item:**

- FI01105
 - STORIOA
 - MEDIA
-

571B3202

Explanation: Storage subsystem configuration error.

Response: The device is not supported in the current configuration. An I/O processor might be required.

Failing Item:

- SVCDOCS
-

571B3400

Explanation: Device error.

Response: NOTE: If external devices are attached check EXTSCSI and DEVTERM first.

Failing Item:

- FI02112
 - STORIOA
 - FI01106
 - FI01140
-

571B3401

Explanation: Device backplane problem.

Failing Item:

- DEVBPLN
-

571B3405

Explanation: An error occurred during task initialization for a removable media device. This SRC is logged when an error occurs and the removable media device driver cannot determine the device type or model.

Response: Perform the following:

- Check the Product Activity Log for other entries that indicate interface problems and work those problems.
- Check the device firmware level and apply the latest PTFs.
- Check for LIC logs with major code 2E00. Contact your next level of support with the information you have gathered.

Problem determination: IPL the IOP to retry the device identification process. If the error persists then contact your service provider.

Failing Item:

- PTFSRCH
-

571B34FF

Explanation: A device on this adapter is being formatted. Wait for the formatting to complete.

Failing Item:

- SVCDOCS

571B3501

Explanation: Licensed Internal Code error.

Response: The device type is either unsupported or the code has not been loaded to support it.

Failing Item:

- FI01105
 - PTFSRCH
-

571B3601

Explanation: System log entry only. No service action required.

571B4150

Explanation: I/O adapter detected PCI bus error.

Response: If this event appears in a serviceable event view, work with the failing item list found there. If this event does not appear in a serviceable event view, no service action is required.

If you are working with one of the card types below, the adapter has multiple physical parts. Choose the card type to identify the physical parts of the storage adapter.

Card type 2BE1 (feature RAID enablement card for embedded IOA) read the following: When working the FRUs from the serviceable event or the failing item list here, the embedded storage adapter (STORIOA) has three physical parts:

- The embedded storage adapter on the I/O backplane.
- The RAID enablement card.
- The Battery charger and carrier card.

See symbolic FRU FEATCRD for the location codes of the FRUs if they are not listed in the serviceable event or if you are working the failing item list here.

Card type 57CB (embedded IOA with 2BCF battery card for embedded IOA) read the following: When working the FRUs from the serviceable event or the failing item list here, the embedded storage adapter (STORIOA) has two physical parts:

- The embedded storage adapter on the I/O backplane.
- The Battery charger and carrier card.

See symbolic FRU FEATCRD for the location codes of the FRUs if they are not listed in the serviceable event or if you are working the failing item list here.

Card type 57CF (embedded IOAs on DASD backplane with 2BC2 dual battery charger and carrier card for the embedded IOAs) read the following: When working

the FRUs from the serviceable event or the failing item list here, the embedded storage adapters (STORIOA) have two physical parts:

- The embedded storage adapter on the DASD backplane.
- The dual battery charger and carrier card. To determine which battery is connected to which embedded IOA use the bus number of the IOA with symbolic FRU CACHBAT.

See symbolic FRU FEATCRD for the location code of the dual battery charger and carrier card if it is not listed in the serviceable event or if you are working the failing item list here.

Failing Item:

- BACKPLN
- STORIOA

571B4160

Explanation: I/O adapter detected and recovered a PCI bus error.

Response: If this event appears in a serviceable event view, work with the failing item list found there. If this event does not appear in a serviceable event view, no service action is required.

If you are working with one of the card types below, the adapter has multiple physical parts. Choose the card type to identify the physical parts of the storage adapter.

Card type 2BE1 (feature RAID enablement card for embedded IOA) read the following: When working the FRUs from the serviceable event or the failing item list here, the embedded storage adapter (STORIOA) has three physical parts:

- The embedded storage adapter on the I/O backplane.
- The RAID enablement card.
- The Battery charger and carrier card.

See symbolic FRU FEATCRD for the location codes of the FRUs if they are not listed in the serviceable event or if you are working the failing item list here.

Card type 57CB (embedded IOA with 2BCF battery card for embedded IOA) read the following: When working the FRUs from the serviceable event or the failing item list here, the embedded storage adapter (STORIOA) has two physical parts:

- The embedded storage adapter on the I/O backplane.
- The Battery charger and carrier card.

See symbolic FRU FEATCRD for the location codes of the FRUs if they are not listed in the serviceable event or if you are working the failing item list here.

Card type 57CF (embedded IOAs on DASD backplane with 2BC2 dual battery charger and carrier card for the embedded IOAs) read the following: When working the FRUs from the serviceable event or the failing item list here, the embedded storage adapters (STORIOA) have two physical parts:

- The embedded storage adapter on the DASD backplane.
- The dual battery charger and carrier card. To determine which battery is connected to which embedded IOA use the bus number of the IOA with symbolic FRU CACHBAT.

See symbolic FRU FEATCRD for the location code of the dual battery charger and carrier card if it is not listed in the serviceable event or if you are working the failing item list here.

Failing Item:

- BACKPLN
- STORIOA

571B8008

Explanation: A permanent cache battery pack failure occurred.

Response: NOTE: Under a certain configuration, this SRC may not represent an error that requires a service action. Depending on the configuration of the system, the Storage IOA may have been altered and/or the Storage IOA Cache may have been disabled to allow attachment of OEM Storage that emulates a Load Source drive. If this is the case, this error will be posted each time the IOA is IPLed and it can be ignored.

Failing Item:

- CACHBAT
- STORIOA

571B8009

Explanation: Impending cache battery pack failure.

Failing Item:

- CACHBAT

571B8100

Explanation: Licensed Internal Code error.

Failing Item:

- PTFSRCH
- STORIOA

571B8130

Explanation: IOA detected recoverable device bus error.

Response: An error occurred on SCSI bus 0. No action

is required. This reference code is logged for information only.

571B8131

Explanation: IOA detected recoverable device bus error.

Response: An error occurred on SCSI bus 1. No action is required. This reference code is logged for information only.

571B8132

Explanation: IOA detected recoverable device bus error.

Response: An error occurred on SCSI bus 2. No action is required. This reference code is logged for information only.

571B8133

Explanation: IOA detected recoverable device bus error.

Response: An error occurred on SCSI bus 3. No action is required. This reference code is logged for information only.

571B8140

Explanation: IOA detected recoverable device bus error.

Response: No action is required. This reference code is logged for information only.

571B8141

Explanation: IOA detected recoverable device error.

Response: No action is required. This reference code is logged for information only.

571B8145

Explanation: A recoverable error occurred.

Failing Item:

- STORIOA

571B8146

Explanation: Disk device detected recoverable error.

Failing Item:

- FI01105

571B8150

Explanation: A permanent failure occurred.

Response: NOTE: Under a certain configuration, this SRC may not represent an error that requires a service action. Depending on the configuration of the system, the Storage IOA may have been altered and/or the Storage IOA Cache may have been disabled to allow attachment of OEM Storage that emulates a Load Source drive. If this is the case, this error will be posted each time the IOA is IPLed and it can be ignored.

Failing Item:

- STORIOA
- ANYBRDG

571B8151

Explanation: Licensed Internal Code error.

Failing Item:

- PTFSRCH
- STORIOA

571B8155

Explanation: A permanent failure occurred.

Failing Item:

- PTFSRCH
- STORIOA

571B8156

Explanation: A permanent failure occurred.

Failing Item:

- PTFSRCH
- STORIOA

571B8157

Explanation: I/O adapter card error.

Response: Display the Service Action Log entry for this SRC. If the Failing Item indicates an I/O adapter, then replace the I/O adapter. If the Failing Item indicates SVCDOCS, then do NOT replace the I/O adapter. This is a recoverable error. Perform the following for the I/O processor that the I/O adapter is attached to:

1. If the I/O processor is not operable and disk units are attached, use Hardware Service Manager to re-IPL the IOP. Other resources attached to the IOP may then need to be Varied On.
2. If disk units are not attached, perform the "VRYCFG RESET(*YES)" command to reset the IOP and Vary On attached resources.

Failing Item:

- SVCDOCS

571B8300

Explanation: IOA hardware error or PCI bus error.

Failing Item:

- STORIOA
 - ANYBRDG
 - PTFSRCH
-

571B8301

Explanation: Not valid condition in Licensed Internal Code.

Failing Item:

- PTFSRCH
 - STORIOA
-

571B8302

Explanation: Missing Licensed Internal Code.

Response: Ensure that the code necessary to support this I/O adapter is loaded.

Failing Item:

- SVCDOCS
 - STORIOA
-

571B8400

Explanation: Licensed Internal Code error.

Failing Item:

- PTFSRCH
-

571B8404

Explanation: System log entry only. No service action required.

571B9000

Explanation: Device error.

Failing Item:

- FI01105
 - STORIOA
-

571B9001

Explanation: Device configuration error.

Failing Item:

- IOPIP33

571B9002

Explanation: Device error.

Failing Item:

- IOPIP16
 - FI01105
 - STORIOA
 - FI01140
 - BACKPLN
 - FI01106
-

571B9008

Explanation: I/O card does not support functions expected by devices.

Failing Item:

- IOPIP25
-

571B9009

Explanation: Call your next level of support for assistance.

Failing Item:

- SVCDOCS
-

571B9010

Explanation: Cache data associated with attached devices cannot be found.

Failing Item:

- IOPIP31
-

571B9011

Explanation: Cache data belongs to devices other than those attached.

Failing Item:

- IOPIP32
-

571B9020

Explanation: Array not functional due to present hardware configuration.

Failing Item:

- IOPIP20
-

571B9021

Explanation: Array not functional due to present hardware configuration.

Failing Item:

- IOPIP20

571B9022

Explanation: Array not functional due to present hardware configuration.

Failing Item:

- IOPIP22
-

571B9023

Explanation: Array not functional due to present hardware configuration.

Failing Item:

- IOPIP22
-

571B9024

Explanation: Array not functional due to present hardware configuration.

Failing Item:

- IOPIP22
-

571B9025

Explanation: Disk unit is not supported at its physical location.

Failing Item:

- IOPIP21
-

571B9026

Explanation: Array not functional due to present hardware configuration.

Failing Item:

- IOPIP22
-

571B9027

Explanation: Array not functional due to present hardware configuration.

Failing Item:

- IOPIP34
-

571B9028

Explanation: Incorrect hardware configuration change detected.

Response: Reduce the number of arrays on this I/O adapter. Either move all the devices in an array to another I/O adapter that supports arrays, or stop an array on this I/O adapter.

Failing Item:

- SVCDOCS
-

571B9029

Explanation: Incorrect hardware configuration change detected.

Response: Contact your next level of support.

Failing Item:

- SVCDOCS
-

571B902F

Explanation: Array addendum Product Activity Log entry.

Response: This entry contains additional array information for 90xx reference codes when the array contains more than 10 members. Use the 90xx entry that occurred at the same time as this reference code as the starting point for this problem.

571B9030

Explanation: Array no longer protected due to missing or failed disk unit.

Failing Item:

- FI02112
 - IOPIP21
-

571B9031

Explanation: Automatic rebuild initiated for array.

Response: Either a previous rebuild was interrupted and was automatically restarted, or a hot spare disk unit was used to automatically rebuild the array. Look for other reference codes and take action on them.

571B9032

Explanation: A disk unit in a RAID array is missing or failed.

Response: The array is still protected, but the disk unit should be replaced. Replace the device first if a device is listed first in the Service Action Log. If a device is not listed first in the Service Action Log then perform the procedure.

Failing Item:

- FI02112
 - IOPIP21
-

571B9040

Explanation: Array protection temporarily suspended.

Response: No action required. Protection will be automatically restarted.

571B9041

Explanation: Background array parity check detected and corrected errors.

Response: Call your next level of support to report the problem.

Failing Item:

- PTFSRCH
-

571B9042

Explanation: An array parity error has been detected and corrected.

Response: Call your next level of support to report the problem.

Failing Item:

- NEXTLVL
-

571B9050

Explanation: Required cache data cannot be located for a disk unit.

Failing Item:

- IOPIP30
-

571B9051

Explanation: Cache data exists for a missing or failed device.

Response: If all configured units are missing, a 9054 reference code may appear in the product activity log. If so, perform the action indicated for the 9054 reference code.

Otherwise, perform the procedure indicated in the failing item list.

Failing Item:

- IOPIP27
-

571B9052

Explanation: Cache data exists for device that has been modified.

Response: Contact your next level of support.

Failing Item:

- SVCDOCS
-

571B9053

Explanation: IOA resources not available due to previous problems.

Response: Take action on other reference codes which have surfaced.

If you cannot get to SST or DST, and cannot perform a

type A or B IPL, perform a type D IPL from removable media. Look for Product Activity Log entries for other reference codes and take action on them.

Failing Item:

- SVCDOCS
-

571B9054

Explanation: IOA resources not available due to previous problems.

Response: Power off the system and remove all new or replacement disk units. IPL the system to DST. If you cannot perform a type A or B IPL, perform a type D IPL from removable media.

Look for Product Activity Log entries for other reference codes and take action on them.

Failing Item:

- SVCDOCS
-

571B9071

Explanation: Link from IOA to auxiliary cache IOA went operational.

Response: No service action required.

571B9072

Explanation: Link from IOA to auxiliary cache IOA went non-operational.

Response: No service action required.

571B9073

Explanation: Incompatible or non-operational auxiliary cache IOA attached.

Failing Item:

- IOPIP40
-

571B9081

Explanation: Device error.

Failing Item:

- FI01105
 - STORIOA
-

571B9082

Explanation: Device error.

Failing Item:

- IOPIP16
- FI01105
- STORIOA
- FI01140

571B9090 • 571BFF6D

- BACKPLN
- FI01106

571B9090

Explanation: Disk unit has been modified after the last known status.

Response: Re-IPL the system. If any reference codes are surfaced, use the new reference code to resolve the problem.

If you cannot resolve the problem, contact your next level of support.

Failing Item:

- SVCDOCS

571B9091

Explanation: Incorrect hardware configuration change detected.

Response: Re-IPL the system. If any reference codes are surfaced, use the new reference code to resolve the problem.

If you cannot resolve the problem, contact your next level of support.

Failing Item:

- SVCDOCS

571B9092

Explanation: Disk unit requires initialization before use.

Failing Item:

- IOPIP26

571B9500

Explanation: Internal program error in driver code.

Failing Item:

- PTFSRCH

571B9902

Explanation: System log entry only. No service action required.

571B9903

Explanation: Tape device information was logged. Informational event, no service required.

571BC000

Explanation: System log entry only. No service action required.

Response: No action is required. This reference code is logged for information only.

571BC100

Explanation: System log entry only. No service action required.

Response: No action is required. This reference code is logged for information only.

571BC402

Explanation: Licensed Internal Code error.

Response: Ask your next level of support for assistance.

Failing Item:

- PTFSRCH

571BFF3D

Explanation: I/O adapter detected a recoverable error.

Failing Item:

- STORIOA
- ANYBRDG

571BFF6D

Explanation: Recoverable system bus error.

Failing Item:

- STORIOA
- ANYBRDG
- PTFSRCH

(572A) Reference codes

572A1310

Explanation: The I/O adapter resource not available.

Response: The I/O adapter error log is being filled faster than the errors are being reported to the system. Check other errors reported to the system and correct them.

572A3000

Explanation: A permanent failure occurred.

Failing Item:

- STORIOA
 - ANYBRDG
-

572A3020

Explanation: Storage subsystem configuration error.

Failing Item:

- SIP3150
-

572A3100

Explanation: Device bus interface error occurred.

Failing Item:

- SIP3150
-

572A3140

Explanation: System log entry only. No service action required.

572A3202

Explanation: Storage subsystem configuration error.

Response: The device is not supported in the current configuration. An I/O processor might be required.

Failing Item:

- SVCDOCS
-

572A3400

Explanation: Unknown resource error.

Failing Item:

- SIP3150
 - FI02112
 - STORIOA
 - SASCABL
-

572A3401

Explanation: Device backplane problem.

Failing Item:

- SASEXP
 - DEVBPLN
-

572A3405

Explanation: An error occurred during task initialization for a removable media device. This SRC is logged when an error occurs and the removable media device driver cannot determine the device type or model.

Response: Perform the following:

- Check the Product Activity Log for other entries that indicate interface problems and work those problems.
- Check the device firmware level and apply the latest PTFs.
- Check for LIC logs with major code 2E00. Contact your next level of support with the information you have gathered.

Problem determination: IPL the IOP to retry the device identification process. If the error persists then contact your service provider.

Failing Item:

- PTFSRCH
-

572A34FF

Explanation: Format in progress.

Response: No action required. This reference code is logged for information only.

572A3601

Explanation: System log entry only. No service action required.

572A4010

Explanation: Configuration error.

Response: Incorrect connection between cascaded enclosures.

Failing Item:

- SIP3142
-

572A4020

Explanation: Configuration error.

572A4030 • 572A4160

Response: Number of connections exceed I/O adapter design limits.

Failing Item:

- SIP3143
-

572A4030

Explanation: Configuration error.

Response: Incorrect multipath connection.

Failing Item:

- SIP3144
-

572A4040

Explanation: Configuration error.

Response: Incomplete multipath connection between I/O adapter and enclosure.

Failing Item:

- SIP3144
-

572A4041

Explanation: Incomplete multipath connection.

Response: Incomplete multipath connection between device backplane and device.

Failing Item:

- SIP3146
-

572A4050

Explanation: Enclosure does not support required multipath function.

Failing Item:

- SIP3148
-

572A4060

Explanation: Multipath redundancy level reduced.

Response: A redundant disk unit connection has failed.

Failing Item:

- SIP3153
 - SASCABL
 - SASEXP
-

572A4061

Explanation: Multipath redundancy level increased.

Response: A redundant disk unit connection has been restored. No service action is required.

572A4070

Explanation: System log entry only. No service action required.

572A4100

Explanation: Device bus fabric error.

Failing Item:

- SIP3152
 - SASCABL
 - SASEXP
 - DEVBPLN
 - STORIOA
 - FI01105
-

572A4101

Explanation: Temporary device bus fabric error.

Failing Item:

- SIP3152
-

572A4110

Explanation: Unsupported enclosure function detected.

Failing Item:

- SIP3145
-

572A4150

Explanation: I/O adapter detected PCI bus error.

Response: If this event appears in a serviceable event view, work with the failing item list found there. If this event does not appear in a serviceable event view, no service action is required.

Failing Item:

- BACKPLN
 - STORIOA
-

572A4160

Explanation: I/O adapter detected and recovered a PCI bus error.

Response: If this event appears in a serviceable event view, work with the failing item list found there. If this event does not appear in a serviceable event view, no service action is required.

Failing Item:

- BACKPLN
 - STORIOA
-

572A70DD

Explanation: Disrupt device command completed successfully.

572A8008

Explanation: A permanent failure has occurred in the cache battery pack or capacitive cache power card.

Response: Under a certain configuration, this SRC may not represent an error that requires a service action. Depending on the configuration of the system, the Storage IOA may have been altered and/or the Storage IOA Cache may have been disabled to allow attachment of OEM Storage that emulates a Load Source drive. If this is the case, this error will be posted each time the IOA is IPLed and it can be ignored.

Failing Item:

- CACHBAT
- STORIOA
- FEATCRD

572A8009

Explanation: Impending failure in the cache battery pack or capacitive cache power card.

Failing Item:

- CACHBAT

572A8100

Explanation: Licensed Internal Code error.

Failing Item:

- PTFSRCH
- STORIOA

572A8130

Explanation: IOA detected recoverable device bus error.

Response: If this event appears in a serviceable event view, work with the failing item list found there. If this event does not appear in a serviceable event view, no service action is required.

Failing Item:

- SIP3150

572A8140

Explanation: IOA detected recoverable device bus error.

Response: If this event appears in a serviceable event view, work with the failing item list found there. If this event does not appear in a serviceable event view, no service action is required.

Failing Item:

- SIP3150

572A8141

Explanation: IOA detected recoverable device error.

Response: No action is required. This reference code is logged for information only.

572A8145

Explanation: Disk device detected recoverable error.

Response: This error is logged against the storage controller resource. Contact your next level of support to determine the part number and location code of the device.

Failing Item:

- NEXTLVL

572A8146

Explanation: Disk device detected recoverable error.

Failing Item:

- FI01105

572A8150

Explanation: A permanent failure occurred.

Response: Under a certain configuration, this SRC may not represent an error that requires a service action. Depending on the configuration of the system, the Storage IOA may have been altered and/or the Storage IOA Cache may have been disabled to allow attachment of OEM Storage that emulates a Load Source drive. If this is the case, this error will be posted each time the IOA is IPLed and it can be ignored.

Failing Item:

- STORIOA
- ANYBRDG

572A8151

Explanation: Licensed Internal Code error.

Failing Item:

- PTFSRCH
- STORIOA

572A8155

Explanation: A permanent failure occurred.

Failing Item:

- PTFSRCH
- STORIOA

572A8156

Explanation: A permanent failure occurred.

Failing Item:

- PTFSRCH
- STORIOA

572A8157

Explanation: I/O adapter card error. The actions and Failing Item list in the Service Action Log will vary based on the conditions this event was logged for.

Response: The FRU list in the Service Action Log will vary based on the conditions this event was logged for. Perform the following:

1. Display the Service Action Log entry for this SRC.
2. If the Failing Item indicates SVCDOCS, then continue with this step. Otherwise go to the next step. Do NOT replace the I/O adapter. This is a recoverable error.
 - LIC will automatically re-IPL the virtual I/O processor associated with the adapter. Other resources attached to the virtual I/O processor may need to be Varied On.
 - If the virtual I/O processor or adapter are not operational then use Hardware Service Manager to manually re-IPL the virtual I/O processor and Vary On attached resources.
 - If manually reIPL-ing the virtual I/O processor fails then contact your next level of support. This ends the procedure.
3. If the Failing Item indicates an I/O adapter, then replace the I/O adapter. Check the list below to determine if the adapter type you are replacing has multiple physical parts.

Problem determination: Perform the following:

1. Display the Service Action Log entry for this SRC.
2. If the Failing Item indicates SVCDOCS, then continue with this step. Otherwise go to the next step. Do NOT replace the I/O adapter. This is a recoverable error.
 - LIC will automatically re-IPL the virtual I/O processor associated with the adapter. Other resources attached to the virtual I/O processor may need to be Varied On.
 - If the virtual I/O processor or adapter are not operational then use Hardware Service Manager to manually re-IPL the virtual I/O processor and Vary On attached resources.
 - If manually reIPL-ing the virtual I/O processor fails then contact your next level of support. This ends the procedure.
3. If the Failing Item indicates an I/O adapter, then contact your next level of support to replace the I/O adapter.

Failing Item:

- SVCDOCS
- STORIOA

572A8300

Explanation: IOA hardware error or PCI bus error.

Problem determination: Perform the following:

1. Examine the location code of the adapter to determine if the adapter is in the system unit or an expansion unit. If the adapter is in an expansion unit, continue with the next step. Otherwise this ends the procedure.
2. If multiple storage adapters in the same expansion unit logged reference code xxxx8300 as a serviceable event at about the same time, continue with the next step. Otherwise this ends the procedure.
3. Suspect a problem with the connection to the enclosure. The problem may have been temporary while working on the unit or while working on the connection or cable(s) to the unit. If the adapter problems were created while working on the unit or working on the connection to the unit, go to step 5.
4. Search for problems logged at about the same time and call out the FRUs that connect the expansion unit to the system unit including the cable(s). Work those problems first, then return to the next step in this procedure.
5. Use Hardware Service Manager (HSM) to verify that the adapters have returned to operational status. Close reference code xxxx8300 problems for adapters that have returned to operational status. Expansion units attached to system units using Light Path service indicators may have activated the FRU fault indicators for those adapters. Use the Service Action Log (SAL) to turn off the FRU fault indicators for adapters that have returned to operational status.
6. Work reference code xxxx8300 problems for any adapters that have not returned to operational status. This ends the procedure.

Failing Item:

- STORIOA
- ANYBRDG
- PTFSRCH

572A8301

Explanation: Not valid condition in Licensed Internal Code.

Failing Item:

- PTFSRCH
 - STORIOA
-

572A8302

Explanation: Missing Licensed Internal Code.

Response: Ensure that the code necessary to support this I/O adapter is loaded.

Failing Item:

- SVCDOCS
 - STORIOA
-

572A8400

Explanation: Licensed Internal Code error.

Failing Item:

- PTFSRCH
-

572A8404

Explanation: System log entry only. No service action required.

572A9000

Explanation: Device error.

Failing Item:

- FI01105
 - STORIOA
-

572A9001

Explanation: Device configuration error.

Failing Item:

- NEXTLVL
-

572A9002

Explanation: Device error.

Failing Item:

- NEXTLVL
-

572A9008

Explanation: I/O card does not support functions expected by devices.

Failing Item:

- SIP3130
-

572A9010

Explanation: Cache data associated with attached devices cannot be found.

Failing Item:

- SIP3120
-

572A9011

Explanation: Cache data belongs to devices other than those attached.

Failing Item:

- NEXTLVL
-

572A9020

Explanation: Two or more disk units missing from RAID-5 or RAID-6 array.

Failing Item:

- SIP3111
-

572A9021

Explanation: Two or more disk units missing from RAID-5 or RAID-6 array.

Failing Item:

- SIP3111
-

572A9022

Explanation: Two or more disk units missing from RAID-5 or RAID-6 array.

Failing Item:

- SIP3111
-

572A9023

Explanation: One or more array members not in required physical locations.

Failing Item:

- SIP3112
-

572A9024

Explanation: Array member physical location conflicts with another array.

Failing Item:

- NEXTLVL
-

572A9025

Explanation: Incompatible device.

Response: An incompatible device is at the physical location of the device which is causing the array to be exposed.

Failing Item:

- SIP3110
 - FI02112
-

572A9026

Explanation: Disk unit not found at required physical location.

Response: A previously exposed disk unit in an array was not found at the required physical location.

Failing Item:

- NEXTLVL
-

572A9027

Explanation: Array not functional due to parity out of synchronization.

Response: Array is or would become exposed and parity data is out of synchronization.

Failing Item:

- SIP3113
-

572A9028

Explanation: Maximum number of functional arrays has been exceeded.

Response: Reduce the number of arrays on this I/O adapter. Either move all the devices in an array to another I/O adapter that supports arrays, or stop an array on this I/O adapter.

Failing Item:

- SVCDOCS
-

572A9029

Explanation: Maximum number of functional array members has been exceeded.

Response: Contact your next level of support.

Failing Item:

- NEXTLVL
-

572A9030

Explanation: Array no longer protected due to missing or failed disk unit.

Failing Item:

- SIP3110
 - FI02112
-

572A9031

Explanation: Automatic rebuild initiated for array.

Response: Either a previous rebuild was interrupted and was automatically restarted, or a hot spare disk unit was used to automatically rebuild the array. Look for other reference codes and take action on them.

572A9032

Explanation: A disk unit in an array is missing or failed.

Response: The array is still protected, but the disk unit should be replaced.

Failing Item:

- SIP3110
 - FI02112
-

572A9040

Explanation: Re-synchronization of array parity was initiated.

Response: No action required.

572A9041

Explanation: Background array parity check detected and corrected errors.

Response: Call your next level of support to report the problem.

Failing Item:

- NEXTLVL
-

572A9042

Explanation: Background parity check corrected errors on disk unit.

Response: Call your next level of support to report the problem.

Failing Item:

- NEXTLVL
-

572A9050

Explanation: Required cache data not found for one or more disk units.

Failing Item:

- SIP3131
-

572A9051

Explanation: Cache data exists for one or more missing or failed devices.

Failing Item:

- SIP3132
-

572A9052

Explanation: Cache data exists for one or more modified devices.

Response: Contact your next level of support.

Failing Item:

- NEXTLVL

572A9054

Explanation: IOA resources not available due to previous problems.

Failing Item:

- SIP3121

572A9055

Explanation: Write cache data is available for attached storage IOA.

Response: No service action required.

572A9070

Explanation: System log entry only. No service action required.

572A9071

Explanation: Link from IOA to auxiliary or remote IOA is operational.

Response: No service action required.

572A9072

Explanation: Link from IOA to auxiliary or remote IOA is non-operational.

Response: No service action required.

572A9073

Explanation: Multiple I/O adapters connected in a not valid configuration.

Failing Item:

- SIP3140

572A9074

Explanation: Multiple I/O adapters connected in a not valid configuration.

Response: Multiple I/O adapters not capable of similar functions or controlling the same set of devices.

Failing Item:

- SIP3141

572A9075

Explanation: Incomplete multipath connection between IOA and remote IOA.

Failing Item:

- SIP3149

572A9076

Explanation: Missing auxiliary IOA or remote IOA.

Failing Item:

- SIP3147

572A9081

Explanation: Device error.

Failing Item:

- FI01105
- STORIOA

572A9082

Explanation: Device error.

Failing Item:

- FI01105
- STORIOA

572A9083

Explanation: System log entry only. No service action required.

572A9084

Explanation: System log entry only. No service action required.

572A9090

Explanation: Disk unit has been modified after the last known status.

Response: Use Hardware Service Manager to re-IPL the virtual I/O processor that is associated with this I/O adapter. Other resources attached to the virtual I/O processor may then need to be Varied On.

If any reference codes are surfaced, use the new reference code to resolve the problem.

If you cannot resolve the problem, contact your next level of support.

Failing Item:

- SVCDOCS

572A9091

Explanation: Incorrect hardware configuration change detected.

Response: Use Hardware Service Manager to re-IPL the virtual I/O processor that is associated with this I/O adapter. Other resources attached to the virtual I/O processor may then need to be Varied On.

If any reference codes are surfaced, use the new

572A9092 • 572B3401

reference code to resolve the problem.

If you cannot resolve the problem, contact your next level of support.

Failing Item:

- SVCDOCS

572A9092

Explanation: Disk unit requires initialization before use.

Failing Item:

- SIP3134

572A9500

Explanation: Internal program error in driver code.

Failing Item:

- PTFSRCH

572A9903

Explanation: Tape device information was logged. Informational event, no service required.

(572B) Reference codes

572B1310

Explanation: The I/O adapter resource not available.

Response: The I/O adapter error log is being filled faster than the errors are being reported to the system. Check other errors reported to the system and correct them.

572B3000

Explanation: A permanent failure occurred.

Failing Item:

- STORIOA
- ANYBRDG

572B3020

Explanation: Storage subsystem configuration error.

Failing Item:

- SIP3150

572B3100

Explanation: Device bus interface error occurred.

Failing Item:

- SIP3150

572B3140

572AC000

Explanation: System log entry only. No service action required.

Response: No action is required. This reference code is logged for information only.

572AC402

Explanation: Licensed Internal Code error.

Response: Ask your next level of support for assistance.

Failing Item:

- PTFSRCH

572AFF3D

Explanation: I/O adapter detected a recoverable error.

Failing Item:

- STORIOA
- ANYBRDG

Explanation: System log entry only. No service action required.

572B3202

Explanation: Storage subsystem configuration error.

Response: The device is not supported in the current configuration. An I/O processor might be required.

Failing Item:

- SVCDOCS

572B3400

Explanation: Unknown resource error.

Failing Item:

- SIP3150
- FI02112
- STORIOA
- SASCABL

572B3401

Explanation: Device backplane problem.

Failing Item:

- SASEXP
- DEVBPLN

572B3405

Explanation: An error occurred during task initialization for a removable media device. This SRC is logged when an error occurs and the removable media device driver cannot determine the device type or model.

Response: Perform the following:

- Check the Product Activity Log for other entries that indicate interface problems and work those problems.
- Check the device firmware level and apply the latest PTFs.
- Check for LIC logs with major code 2E00. Contact your next level of support with the information you have gathered.

Problem determination: IPL the IOP to retry the device identification process. If the error persists then contact your service provider.

Failing Item:

- PTFSRCH
-

572B34FF

Explanation: Format in progress.

Response: No action required. This reference code is logged for information only.

572B3601

Explanation: System log entry only. No service action required.

572B4010

Explanation: Configuration error.

Response: Incorrect connection between cascaded enclosures.

Failing Item:

- SIP3142
-

572B4020

Explanation: Configuration error.

Response: Number of connections exceed I/O adapter design limits.

Failing Item:

- SIP3143
-

572B4030

Explanation: Configuration error.

Response: Incorrect multipath connection.

Failing Item:

- SIP3144
-

572B4040

Explanation: Configuration error.

Response: Incomplete multipath connection between I/O adapter and enclosure.

Failing Item:

- SIP3144
-

572B4041

Explanation: Incomplete multipath connection.

Response: Incomplete multipath connection between device backplane and device.

Failing Item:

- SIP3146
-

572B4050

Explanation: Enclosure does not support required multipath function.

Failing Item:

- SIP3148
-

572B4060

Explanation: Multipath redundancy level reduced.

Response: A redundant disk unit connection has failed.

Failing Item:

- SIP3153
 - SASCABL
 - SASEXP
-

572B4061

Explanation: Multipath redundancy level increased.

Response: A redundant disk unit connection has been restored. No service action is required.

572B4070

Explanation: System log entry only. No service action required.

572B4100

Explanation: Device bus fabric error.

Failing Item:

- SIP3152
- SASCABL
- SASEXP

572B4101 • 572B8141

- DEVBPLN
- STORIOA
- FI01105

572B4101

Explanation: Temporary device bus fabric error.

Failing Item:

- SIP3152

572B4110

Explanation: Unsupported enclosure function detected.

Failing Item:

- SIP3145

572B4150

Explanation: I/O adapter detected PCI bus error.

Response: If this event appears in a serviceable event view, work with the failing item list found there. If this event does not appear in a serviceable event view, no service action is required.

Failing Item:

- BACKPLN
- STORIOA

572B4160

Explanation: I/O adapter detected and recovered a PCI bus error.

Response: If this event appears in a serviceable event view, work with the failing item list found there. If this event does not appear in a serviceable event view, no service action is required.

Failing Item:

- BACKPLN
- STORIOA

572B70DD

Explanation: Disrupt device command completed successfully.

572B8008

Explanation: A permanent failure has occurred in the cache battery pack or capacitive cache power card.

Response: Under a certain configuration, this SRC may not represent an error that requires a service action. Depending on the configuration of the system, the Storage IOA may have been altered and/or the Storage IOA Cache may have been disabled to allow attachment of OEM Storage that emulates a Load

Source drive. If this is the case, this error will be posted each time the IOA is IPLed and it can be ignored.

Failing Item:

- CACHBAT
- STORIOA
- FEATCRD

572B8009

Explanation: Impending failure in the cache battery pack or capacitive cache power card.

Failing Item:

- CACHBAT

572B8100

Explanation: Licensed Internal Code error.

Failing Item:

- PTFSRCH
- STORIOA

572B8130

Explanation: IOA detected recoverable device bus error.

Response: If this event appears in a serviceable event view, work with the failing item list found there. If this event does not appear in a serviceable event view, no service action is required.

Failing Item:

- SIP3150

572B8140

Explanation: IOA detected recoverable device bus error.

Response: If this event appears in a serviceable event view, work with the failing item list found there. If this event does not appear in a serviceable event view, no service action is required.

Failing Item:

- SIP3150

572B8141

Explanation: IOA detected recoverable device error.

Response: No action is required. This reference code is logged for information only.

572B8145

Explanation: Disk device detected recoverable error.

Response: This error is logged against the storage controller resource. Contact your next level of support to determine the part number and location code of the device.

Failing Item:

- NEXTLVL
-

572B8146

Explanation: Disk device detected recoverable error.

Failing Item:

- FI01105
-

572B8150

Explanation: A permanent failure occurred.

Response: Under a certain configuration, this SRC may not represent an error that requires a service action. Depending on the configuration of the system, the Storage IOA may have been altered and/or the Storage IOA Cache may have been disabled to allow attachment of OEM Storage that emulates a Load Source drive. If this is the case, this error will be posted each time the IOA is IPLed and it can be ignored.

Failing Item:

- STORIOA
 - ANYBRDG
-

572B8151

Explanation: Licensed Internal Code error.

Failing Item:

- PTFSRCH
 - STORIOA
-

572B8155

Explanation: A permanent failure occurred.

Failing Item:

- PTFSRCH
 - STORIOA
-

572B8156

Explanation: A permanent failure occurred.

Failing Item:

- PTFSRCH
 - STORIOA
-

572B8157

Explanation: I/O adapter card error. The actions and Failing Item list in the Service Action Log will vary based on the conditions this event was logged for.

Response: The FRU list in the Service Action Log will vary based on the conditions this event was logged for. Perform the following:

1. Display the Service Action Log entry for this SRC.
2. If the Failing Item indicates SVCDOCS, then continue with this step. Otherwise go to the next step. Do NOT replace the I/O adapter. This is a recoverable error.
 - LIC will automatically re-IPL the virtual I/O processor associated with the adapter. Other resources attached to the virtual I/O processor may need to be Varied On.
 - If the virtual I/O processor or adapter are not operational then use Hardware Service Manager to manually re-IPL the virtual I/O processor and Vary On attached resources.
 - If manually reIPL-ing the virtual I/O processor fails then contact your next level of support. This ends the procedure.
3. If the Failing Item indicates an I/O adapter, then replace the I/O adapter. Check the list below to determine if the adapter type you are replacing has multiple physical parts.

Problem determination: Perform the following:

1. Display the Service Action Log entry for this SRC.
2. If the Failing Item indicates SVCDOCS, then continue with this step. Otherwise go to the next step. Do NOT replace the I/O adapter. This is a recoverable error.
 - LIC will automatically re-IPL the virtual I/O processor associated with the adapter. Other resources attached to the virtual I/O processor may need to be Varied On.
 - If the virtual I/O processor or adapter are not operational then use Hardware Service Manager to manually re-IPL the virtual I/O processor and Vary On attached resources.
 - If manually reIPL-ing the virtual I/O processor fails then contact your next level of support. This ends the procedure.
3. If the Failing Item indicates an I/O adapter, then contact your next level of support to replace the I/O adapter.

Failing Item:

- SVCDOCS
 - STORIOA
-

572B8300

Explanation: IOA hardware error or PCI bus error.

Problem determination: Perform the following:

1. Examine the location code of the adapter to determine if the adapter is in the system unit or an expansion unit. If the adapter is in an expansion unit, continue with the next step. Otherwise this ends the procedure.
2. If multiple storage adapters in the same expansion unit logged reference code xxxx8300 as a serviceable event at about the same time, continue with the next step. Otherwise this ends the procedure.
3. Suspect a problem with the connection to the enclosure. The problem may have been temporary while working on the unit or while working on the connection or cable(s) to the unit. If the adapter problems were created while working on the unit or working on the connection to the unit, go to step 5.
4. Search for problems logged at about the same time and call out the FRUs that connect the expansion unit to the system unit including the cable(s). Work those problems first, then return to the next step in this procedure.
5. Use Hardware Service Manager (HSM) to verify that the adapters have returned to operational status. Close reference code xxxx8300 problems for adapters that have returned to operational status. Expansion units attached to system units using Light Path service indicators may have activated the FRU fault indicators for those adapters. Use the Service Action Log (SAL) to turn off the FRU fault indicators for adapters that have returned to operational status.
6. Work reference code xxxx8300 problems for any adapters that have not returned to operational status. This ends the procedure.

Failing Item:

- STORIOA
 - ANYBRDG
 - PTFSRCH
-

572B8301

Explanation: Not valid condition in Licensed Internal Code.

Failing Item:

- PTFSRCH
 - STORIOA
-

572B8302

Explanation: Missing Licensed Internal Code.

Response: Ensure that the code necessary to support this I/O adapter is loaded.

Failing Item:

- SVCDOCS
 - STORIOA
-

572B8400

Explanation: Licensed Internal Code error.

Failing Item:

- PTFSRCH
-

572B8404

Explanation: System log entry only. No service action required.

572B9000

Explanation: Device error.

Failing Item:

- FI01105
 - STORIOA
-

572B9001

Explanation: Device configuration error.

Failing Item:

- NEXTLVL
-

572B9002

Explanation: Device error.

Failing Item:

- NEXTLVL
-

572B9008

Explanation: I/O card does not support functions expected by devices.

Failing Item:

- SIP3130
-

572B9010

Explanation: Cache data associated with attached devices cannot be found.

Failing Item:

- SIP3120
-

572B9011

Explanation: Cache data belongs to devices other than those attached.

Failing Item:

- NEXTLVL

572B9020

Explanation: Two or more disk units missing from RAID-5 or RAID-6 array.

Failing Item:

- SIP3111
-

572B9021

Explanation: Two or more disk units missing from RAID-5 or RAID-6 array.

Failing Item:

- SIP3111
-

572B9022

Explanation: Two or more disk units missing from RAID-5 or RAID-6 array.

Failing Item:

- SIP3111
-

572B9023

Explanation: One or more array members not in required physical locations.

Failing Item:

- SIP3112
-

572B9024

Explanation: Array member physical location conflicts with another array.

Failing Item:

- NEXTLVL
-

572B9025

Explanation: Incompatible device.

Response: An incompatible device is at the physical location of the device which is causing the array to be exposed.

Failing Item:

- SIP3110
 - FI02112
-

572B9026

Explanation: Disk unit not found at required physical location.

Response: A previously exposed disk unit in an array was not found at the required physical location.

Failing Item:

- NEXTLVL
-

572B9027

Explanation: Array not functional due to parity out of synchronization.

Response: Array is or would become exposed and parity data is out of synchronization.

Failing Item:

- SIP3113
-

572B9028

Explanation: Maximum number of functional arrays has been exceeded.

Response: Reduce the number of arrays on this I/O adapter. Either move all the devices in an array to another I/O adapter that supports arrays, or stop an array on this I/O adapter.

Failing Item:

- SVCDOCS
-

572B9029

Explanation: Maximum number of functional array members has been exceeded.

Response: Contact your next level of support.

Failing Item:

- NEXTLVL
-

572B9030

Explanation: Array no longer protected due to missing or failed disk unit.

Failing Item:

- SIP3110
 - FI02112
-

572B9031

Explanation: Automatic rebuild initiated for array.

Response: Either a previous rebuild was interrupted and was automatically restarted, or a hot spare disk unit was used to automatically rebuild the array. Look for other reference codes and take action on them.

572B9032

Explanation: A disk unit in an array is missing or failed.

Response: The array is still protected, but the disk unit should be replaced.

Failing Item:

- SIP3110
 - FI02112
-

572B9040

Explanation: Re-synchronization of array parity was initiated.

Response: No action required.

572B9041

Explanation: Background array parity check detected and corrected errors.

Response: Call your next level of support to report the problem.

Failing Item:

- NEXTLVL
-

572B9042

Explanation: Background parity check corrected errors on disk unit.

Response: Call your next level of support to report the problem.

Failing Item:

- NEXTLVL
-

572B9050

Explanation: Required cache data not found for one or more disk units.

Failing Item:

- SIP3131
-

572B9051

Explanation: Cache data exists for one or more missing or failed devices.

Failing Item:

- SIP3132
-

572B9052

Explanation: Cache data exists for one or more modified devices.

Response: Contact your next level of support.

Failing Item:

- NEXTLVL
-

572B9054

Explanation: IOA resources not available due to previous problems.

Failing Item:

- SIP3121
-

572B9055

Explanation: Write cache data is available for attached storage IOA.

Response: No service action required.

572B9070

Explanation: System log entry only. No service action required.

572B9071

Explanation: Link from IOA to auxiliary or remote IOA is operational.

Response: No service action required.

572B9072

Explanation: Link from IOA to auxiliary or remote IOA is non-operational.

Response: No service action required.

572B9073

Explanation: Multiple I/O adapters connected in a not valid configuration.

Failing Item:

- SIP3140
-

572B9074

Explanation: Multiple I/O adapters connected in a not valid configuration.

Response: Multiple I/O adapters not capable of similar functions or controlling the same set of devices.

Failing Item:

- SIP3141
-

572B9075

Explanation: Incomplete multipath connection between IOA and remote IOA.

Failing Item:

- SIP3149
-

572B9076

Explanation: Missing auxiliary IOA or remote IOA.

Failing Item:

- SIP3147
-

572B9081**Explanation:** Device error.**Failing Item:**

- FI01105
 - STORIOA
-

572B9082**Explanation:** Device error.**Failing Item:**

- FI01105
 - STORIOA
-

572B9083**Explanation:** System log entry only. No service action required.

572B9084**Explanation:** System log entry only. No service action required.

572B9090**Explanation:** Disk unit has been modified after the last known status.**Response:** Use Hardware Service Manager to re-IPL the virtual I/O processor that is associated with this I/O adapter. Other resources attached to the virtual I/O processor may then need to be Varied On.

If any reference codes are surfaced, use the new reference code to resolve the problem.

If you cannot resolve the problem, contact your next level of support.

Failing Item:

- SVCDOCS
-

572B9091**Explanation:** Incorrect hardware configuration change detected.**Response:** Use Hardware Service Manager to re-IPL the virtual I/O processor that is associated with this I/O adapter. Other resources attached to the virtual I/O processor may then need to be Varied On.

(572C) Reference codes

572C1310**Explanation:** The I/O adapter resource not available.**Response:** The I/O adapter error log is being filled faster than the errors are being reported to the system.

If any reference codes are surfaced, use the new reference code to resolve the problem.

If you cannot resolve the problem, contact your next level of support.

Failing Item:

- SVCDOCS
-

572B9092**Explanation:** Disk unit requires initialization before use.**Failing Item:**

- SIP3134
-

572B9500**Explanation:** Internal program error in driver code.**Failing Item:**

- PTFSRCH
-

572B9903**Explanation:** Tape device information was logged. Informational event, no service required.

572BC000**Explanation:** System log entry only. No service action required.**Response:** No action is required. This reference code is logged for information only.

572BC402**Explanation:** Licensed Internal Code error.**Response:** Ask your next level of support for assistance.**Failing Item:**

- PTFSRCH
-

572BFF3D**Explanation:** I/O adapter detected a recoverable error.**Failing Item:**

- STORIOA
 - ANYBRDG
-

Check other errors reported to the system and correct them.

572C3000

572C3020 • 572C4030

Explanation: A permanent failure occurred.

Failing Item:

- STORIOA
 - ANYBRDG
-

572C3020

Explanation: Storage subsystem configuration error.

Failing Item:

- SIP3150
-

572C3100

Explanation: Device bus interface error occurred.

Failing Item:

- SIP3150
-

572C3140

Explanation: System log entry only. No service action required.

572C3202

Explanation: Storage subsystem configuration error.

Response: The device is not supported in the current configuration. An I/O processor might be required.

Failing Item:

- SVCDOCS
-

572C3400

Explanation: Unknown resource error.

Failing Item:

- SIP3150
 - FI02112
 - STORIOA
 - SASCABL
-

572C3401

Explanation: Device backplane problem.

Failing Item:

- SASEXP
 - DEVBPLN
-

572C3405

Explanation: An error occurred during task initialization for a removable media device. This SRC is logged when an error occurs and the removable media device driver cannot determine the device type or model.

Response: Perform the following:

- Check the Product Activity Log for other entries that indicate interface problems and work those problems.
- Check the device firmware level and apply the latest PTFs.
- Check for LIC logs with major code 2E00. Contact your next level of support with the information you have gathered.

Problem determination: IPL the IOP to retry the device identification process. If the error persists then contact your service provider.

Failing Item:

- PTFSRCH
-

572C34FF

Explanation: Format in progress.

Response: No action required. This reference code is logged for information only.

572C3601

Explanation: System log entry only. No service action required.

572C4010

Explanation: Configuration error.

Response: Incorrect connection between cascaded enclosures.

Failing Item:

- SIP3142
-

572C4020

Explanation: Configuration error.

Response: Number of connections exceed I/O adapter design limits.

Failing Item:

- SIP3143
-

572C4030

Explanation: Configuration error.

Response: Incorrect multipath connection.

Failing Item:

- SIP3144
-

572C4040

Explanation: Configuration error.

Response: Incomplete multipath connection between I/O adapter and enclosure.

Failing Item:

- SIP3144
-

572C4041

Explanation: Incomplete multipath connection.

Response: Incomplete multipath connection between device backplane and device.

Failing Item:

- SIP3146
-

572C4050

Explanation: Enclosure does not support required multipath function.

Failing Item:

- SIP3148
-

572C4060

Explanation: Multipath redundancy level reduced.

Response: A redundant disk unit connection has failed.

Failing Item:

- SIP3153
 - SASCABL
 - SASEXP
-

572C4061

Explanation: Multipath redundancy level increased.

Response: A redundant disk unit connection has been restored. No service action is required.

572C4070

Explanation: System log entry only. No service action required.

572C4100

Explanation: Device bus fabric error.

Failing Item:

- SIP3152
- SASCABL
- SASEXP
- DEVBPLN
- STORIOA

- FI01105
-

572C4101

Explanation: Temporary device bus fabric error.

Failing Item:

- SIP3152
-

572C4110

Explanation: Unsupported enclosure function detected.

Failing Item:

- SIP3145
-

572C4150

Explanation: I/O adapter detected PCI bus error.

Response: If this event appears in a serviceable event view, work with the failing item list found there. If this event does not appear in a serviceable event view, no service action is required.

Failing Item:

- BACKPLN
 - STORIOA
-

572C4160

Explanation: I/O adapter detected and recovered a PCI bus error.

Response: If this event appears in a serviceable event view, work with the failing item list found there. If this event does not appear in a serviceable event view, no service action is required.

Failing Item:

- BACKPLN
 - STORIOA
-

572C70DD

Explanation: Disrupt device command completed successfully.

572C8008

Explanation: A permanent failure has occurred in the cache battery pack or capacitive cache power card.

Response: Under a certain configuration, this SRC may not represent an error that requires a service action. Depending on the configuration of the system, the Storage IOA may have been altered and/or the Storage IOA Cache may have been disabled to allow attachment of OEM Storage that emulates a Load Source drive. If this is the case, this error will be posted each time the IOA is IPLed and it can be ignored.

Failing Item:

- CACHBAT
 - STORIOA
 - FEATCRD
-

572C8009

Explanation: Impending failure in the cache battery pack or capacitive cache power card.

Failing Item:

- CACHBAT
-

572C8100

Explanation: Licensed Internal Code error.

Failing Item:

- PTFSRCH
 - STORIOA
-

572C8130

Explanation: IOA detected recoverable device bus error.

Response: If this event appears in a serviceable event view, work with the failing item list found there. If this event does not appear in a serviceable event view, no service action is required.

Failing Item:

- SIP3150
-

572C8140

Explanation: IOA detected recoverable device bus error.

Response: If this event appears in a serviceable event view, work with the failing item list found there. If this event does not appear in a serviceable event view, no service action is required.

Failing Item:

- SIP3150
-

572C8141

Explanation: IOA detected recoverable device error.

Response: No action is required. This reference code is logged for information only.

572C8145

Explanation: Disk device detected recoverable error.

Response: This error is logged against the storage controller resource. Contact your next level of support to determine the part number and location code of the device.

Failing Item:

- NEXTLVL
-

572C8146

Explanation: Disk device detected recoverable error.

Failing Item:

- FI01105
-

572C8150

Explanation: A permanent failure occurred.

Response: Under a certain configuration, this SRC may not represent an error that requires a service action. Depending on the configuration of the system, the Storage IOA may have been altered and/or the Storage IOA Cache may have been disabled to allow attachment of OEM Storage that emulates a Load Source drive. If this is the case, this error will be posted each time the IOA is IPLed and it can be ignored.

Failing Item:

- STORIOA
 - ANYBRDG
-

572C8151

Explanation: Licensed Internal Code error.

Failing Item:

- PTFSRCH
 - STORIOA
-

572C8155

Explanation: A permanent failure occurred.

Failing Item:

- PTFSRCH
 - STORIOA
-

572C8156

Explanation: A permanent failure occurred.

Failing Item:

- PTFSRCH
 - STORIOA
-

572C8157

Explanation: I/O adapter card error. The actions and Failing Item list in the Service Action Log will vary based on the conditions this event was logged for.

Response: The FRU list in the Service Action Log will vary based on the conditions this event was logged for. Perform the following:

1. Display the Service Action Log entry for this SRC.

2. If the Failing Item indicates SVCDOCS, then continue with this step. Otherwise go to the next step. Do NOT replace the I/O adapter. This is a recoverable error.
 - LIC will automatically re-IPL the virtual I/O processor associated with the adapter. Other resources attached to the virtual I/O processor may need to be Varied On.
 - If the virtual I/O processor or adapter are not operational then use Hardware Service Manager to manually re-IPL the virtual I/O processor and Vary On attached resources.
 - If manually reIPL-ing the virtual I/O processor fails then contact your next level of support. This ends the procedure.
3. If the Failing Item indicates an I/O adapter, then replace the I/O adapter. Check the list below to determine if the adapter type you are replacing has multiple physical parts.

Problem determination: Perform the following:

1. Display the Service Action Log entry for this SRC.
2. If the Failing Item indicates SVCDOCS, then continue with this step. Otherwise go to the next step. Do NOT replace the I/O adapter. This is a recoverable error.
 - LIC will automatically re-IPL the virtual I/O processor associated with the adapter. Other resources attached to the virtual I/O processor may need to be Varied On.
 - If the virtual I/O processor or adapter are not operational then use Hardware Service Manager to manually re-IPL the virtual I/O processor and Vary On attached resources.
 - If manually reIPL-ing the virtual I/O processor fails then contact your next level of support. This ends the procedure.
3. If the Failing Item indicates an I/O adapter, then contact your next level of support to replace the I/O adapter.

Failing Item:

- SVCDOCS
- STORIOA

572C8300

Explanation: IOA hardware error or PCI bus error.

Problem determination: Perform the following:

1. Examine the location code of the adapter to determine if the adapter is in the system unit or an expansion unit. If the adapter is in an expansion unit, continue with the next step. Otherwise this ends the procedure.
2. If multiple storage adapters in the same expansion unit logged reference code xxxx8300 as a serviceable event at about the same time, continue with the next step. Otherwise this ends the procedure.

3. Suspect a problem with the connection to the enclosure. The problem may have been temporary while working on the unit or while working on the connection or cable(s) to the unit. If the adapter problems were created while working on the unit or working on the connection to the unit, go to step 5.
4. Search for problems logged at about the same time and call out the FRUs that connect the expansion unit to the system unit including the cable(s). Work those problems first, then return to the next step in this procedure.
5. Use Hardware Service Manager (HSM) to verify that the adapters have returned to operational status. Close reference code xxxx8300 problems for adapters that have returned to operational status. Expansion units attached to system units using Light Path service indicators may have activated the FRU fault indicators for those adapters. Use the Service Action Log (SAL) to turn off the FRU fault indicators for adapters that have returned to operational status.
6. Work reference code xxxx8300 problems for any adapters that have not returned to operational status. This ends the procedure.

Failing Item:

- STORIOA
- ANYBRDG
- PTFSRCH

572C8301

Explanation: Not valid condition in Licensed Internal Code.

Failing Item:

- PTFSRCH
- STORIOA

572C8302

Explanation: Missing Licensed Internal Code.

Response: Ensure that the code necessary to support this I/O adapter is loaded.

Failing Item:

- SVCDOCS
- STORIOA

572C8400

Explanation: Licensed Internal Code error.

Failing Item:

- PTFSRCH

572C8404

Explanation: System log entry only. No service action required.

572C9000

Explanation: Device error.

Failing Item:

- FI01105
- STORIOA

572C9001

Explanation: Device configuration error.

Failing Item:

- NEXTLVL

572C9002

Explanation: Device error.

Failing Item:

- NEXTLVL

572C9008

Explanation: I/O card does not support functions expected by devices.

Failing Item:

- SIP3130

572C9010

Explanation: Cache data associated with attached devices cannot be found.

Failing Item:

- SIP3120

572C9011

Explanation: Cache data belongs to devices other than those attached.

Failing Item:

- NEXTLVL

572C9020

Explanation: Two or more disk units missing from RAID-5 or RAID-6 array.

Failing Item:

- SIP3111

572C9021

Explanation: Two or more disk units missing from RAID-5 or RAID-6 array.

Failing Item:

- SIP3111

572C9022

Explanation: Two or more disk units missing from RAID-5 or RAID-6 array.

Failing Item:

- SIP3111

572C9023

Explanation: One or more array members not in required physical locations.

Failing Item:

- SIP3112

572C9024

Explanation: Array member physical location conflicts with another array.

Failing Item:

- NEXTLVL

572C9025

Explanation: Incompatible device.

Response: An incompatible device is at the physical location of the device which is causing the array to be exposed.

Failing Item:

- SIP3110
- FI02112

572C9026

Explanation: Disk unit not found at required physical location.

Response: A previously exposed disk unit in an array was not found at the required physical location.

Failing Item:

- NEXTLVL

572C9027

Explanation: Array not functional due to parity out of synchronization.

Response: Array is or would become exposed and parity data is out of synchronization.

Failing Item:

- SIP3113

572C9028

Explanation: Maximum number of functional arrays has been exceeded.

Response: Reduce the number of arrays on this I/O adapter. Either move all the devices in an array to another I/O adapter that supports arrays, or stop an array on this I/O adapter.

Failing Item:

- SVCDOCS

572C9029

Explanation: Maximum number of functional array members has been exceeded.

Response: Contact your next level of support.

Failing Item:

- NEXTLVL

572C9030

Explanation: Array no longer protected due to missing or failed disk unit.

Failing Item:

- SIP3110
- FI02112

572C9031

Explanation: Automatic rebuild initiated for array.

Response: Either a previous rebuild was interrupted and was automatically restarted, or a hot spare disk unit was used to automatically rebuild the array. Look for other reference codes and take action on them.

572C9032

Explanation: A disk unit in an array is missing or failed.

Response: The array is still protected, but the disk unit should be replaced.

Failing Item:

- SIP3110
- FI02112

572C9040

Explanation: Re-synchronization of array parity was initiated.

Response: No action required.

572C9041

Explanation: Background array parity check detected and corrected errors.

Response: Call your next level of support to report the problem.

Failing Item:

- NEXTLVL

572C9042

Explanation: Background parity check corrected errors on disk unit.

Response: Call your next level of support to report the problem.

Failing Item:

- NEXTLVL

572C9050

Explanation: Required cache data not found for one or more disk units.

Failing Item:

- SIP3131

572C9051

Explanation: Cache data exists for one or more missing or failed devices.

Failing Item:

- SIP3132

572C9052

Explanation: Cache data exists for one or more modified devices.

Response: Contact your next level of support.

Failing Item:

- NEXTLVL

572C9054

Explanation: IOA resources not available due to previous problems.

Failing Item:

- SIP3121

572C9055

Explanation: Write cache data is available for attached storage IOA.

Response: No service action required.

572C9070

Explanation: System log entry only. No service action required.

572C9071

Explanation: Link from IOA to auxiliary or remote IOA is operational.

Response: No service action required.

572C9072

Explanation: Link from IOA to auxiliary or remote IOA is non-operational.

Response: No service action required.

572C9073

Explanation: Multiple I/O adapters connected in a not valid configuration.

Failing Item:

- SIP3140

572C9074

Explanation: Multiple I/O adapters connected in a not valid configuration.

Response: Multiple I/O adapters not capable of similar functions or controlling the same set of devices.

Failing Item:

- SIP3141

572C9075

Explanation: Incomplete multipath connection between IOA and remote IOA.

Failing Item:

- SIP3149

572C9076

Explanation: Missing auxiliary IOA or remote IOA.

Failing Item:

- SIP3147

572C9081

Explanation: Device error.

Failing Item:

- FI01105
- STORIOA

572C9082

Explanation: Device error.

Failing Item:

- FI01105
- STORIOA

572C9083

Explanation: System log entry only. No service action required.

572C9084

Explanation: System log entry only. No service action required.

572C9090

Explanation: Disk unit has been modified after the last known status.

Response: Use Hardware Service Manager to re-IPL the virtual I/O processor that is associated with this I/O adapter. Other resources attached to the virtual I/O processor may then need to be Varied On.

If any reference codes are surfaced, use the new reference code to resolve the problem.

If you cannot resolve the problem, contact your next level of support.

Failing Item:

- SVCDOCS

572C9091

Explanation: Incorrect hardware configuration change detected.

Response: Use Hardware Service Manager to re-IPL the virtual I/O processor that is associated with this I/O adapter. Other resources attached to the virtual I/O processor may then need to be Varied On.

If any reference codes are surfaced, use the new reference code to resolve the problem.

If you cannot resolve the problem, contact your next level of support.

Failing Item:

- SVCDOCS

572C9092

Explanation: Disk unit requires initialization before use.

Failing Item:

- SIP3134

572C9500

Explanation: Internal program error in driver code.

Failing Item:

- PTFSRCH
-

572C9903

Explanation: Tape device information was logged. Informational event, no service required.

572CC000

Explanation: System log entry only. No service action required.

Response: No action is required. This reference code is logged for information only.

(573A) Reference codes

573AA001

Explanation: I/O adapter Licensed Internal Code error detected.

Failing Item:

- AJDG301
-

573AB9B0

(573B) Reference codes

573BA6D9

Explanation: I/O adapter hardware error detected.

Failing Item:

- IOA
 - FI00722
 - AJDG301
-

573BA6E3

Explanation: Ethernet adapter or network device cabling error.

Failing Item:

- FI00722
 - UJE40
 - IOA
-

573BB100

Explanation: I/O adapter hardware error detected.

Failing Item:

- IOA
 - AJDG301
-

572CC402

Explanation: Licensed Internal Code error.

Response: Ask your next level of support for assistance.

Failing Item:

- PTFSRCH
-

572CFF3D

Explanation: I/O adapter detected a recoverable error.

Failing Item:

- STORIOA
 - ANYBRDG
-

Explanation: I/O adapter hardware error detected.

Failing Item:

- IOA
 - AJDG301
-

573BB200

Explanation: I/O adapter hardware error detected.

Failing Item:

- AJDG301
 - IOA
-

573BB300

Explanation: An I/O adapter hardware error was detected.

Response: Work the Failing Item list from the serviceable event view if it is available, otherwise use this Failing Item list.

Problem determination: Varying off and then varying on the resource may resolve the problem. If that does not resolve the problem then have the service provider work the problem.

Failing Item:

- IOA
 - AJDG301
-

(573C) Reference codes

573CA6D9

Explanation: I/O adapter hardware error detected.

Failing Item:

- IOA
- FI00722
- AJDG301

573CA6E3

Explanation: Ethernet adapter or network device cabling error.

Failing Item:

- FI00722
- UJE40
- IOA

573CB100

Explanation: I/O adapter hardware error detected.

Failing Item:

- IOA
- AJDG301

573CB200

Explanation: I/O adapter hardware error detected.

Failing Item:

- AJDG301
- IOA

573CB300

Explanation: I/O adapter hardware error detected.

Failing Item:

- IOA
- AJDG301

(573D) Reference codes

573D1310

Explanation: I/O adapter resource not available.

Response: The I/O adapter error log is being filled faster than the errors are being reported to the system. Check other errors reported to the system and correct them.

- IOPIP17
- USER
- FI01107
- STORIOA

573D3000

Explanation: A permanent failure occurred.

Failing Item:

- FI01101
- ANYBRDG

573D3021

Explanation: SCSI bus configuration error.

Response: Error occurred on SCSI bus 1.

Failing Item:

- IOPIP17
- USER
- FI01107
- STORIOA

573D3006

Explanation: System bus error.

Failing Item:

- FI01101
- ANYBRDG
- PTFSRCH

573D3022

Explanation: SCSI bus configuration error.

Response: Error occurred on SCSI bus 2.

Failing Item:

- IOPIP17
- USER
- FI01107
- STORIOA

573D3020

Explanation: SCSI bus configuration error.

Response: Error occurred on SCSI bus 0.

Failing Item:

573D3023

Explanation: SCSI bus configuration error.

Response: Error occurred on SCSI bus 3.

Failing Item:

- IOPIP17
- USER
- FI01107
- STORIOA

573D3100

Explanation: Interface error.

Response: Error occurred on SCSI bus 0.

Failing Item:

- IOPIP13
- FI01107
- STORIOA
- FI01140
- DEVBPLN

573D3101

Explanation: Interface error.

Response: Error occurred on SCSI bus 1.

Failing Item:

- IOPIP13
- FI01107
- STORIOA
- FI01140
- DEVBPLN

573D3102

Explanation: Interface error.

Response: Error occurred on SCSI bus 2.

Failing Item:

- IOPIP13
- FI01107
- STORIOA
- FI01140
- DEVBPLN

573D3103

Explanation: Interface error.

Response: Error occurred on SCSI bus 3.

Failing Item:

- IOPIP13
- FI01107
- STORIOA
- FI01140

- DEVBPLN

573D3120

Explanation: Bus is not operational.

Response: Adding a device to SCSI bus 0 of the I/O Adapter caused the bus to become not operational. Remove the device.

Failing Item:

- SVCDOCS

573D3121

Explanation: Bus is not operational.

Response: Adding a device to SCSI bus 1 of the I/O Adapter caused the bus to become not operational. Remove the device.

Failing Item:

- SVCDOCS

573D3122

Explanation: Bus is not operational.

Response: Adding a device to SCSI bus 2 of the I/O Adapter caused the bus to become not operational. Remove the device.

Failing Item:

- SVCDOCS

573D3123

Explanation: Bus is not operational.

Response: Adding a device to SCSI bus 3 of the I/O Adapter caused the bus to become not operational. Remove the device.

Failing Item:

- SVCDOCS

573D3140

Explanation: Bus is operational.

Response: This reference code and the 3120 reference code that occurred before it require no service action because SCSI bus 0 is now operational.

573D3141

Explanation: Bus is operational.

Response: This reference code and the 3121 reference code that occurred before it require no service action because SCSI bus 1 is now operational.

573D3142

Explanation: Bus is operational.

Response: This reference code and the 3122 reference code that occurred before it require no service action because SCSI bus 2 is now operational.

573D3143

Explanation: Bus is operational.

Response: This reference code and the 3123 reference code that occurred before it require no service action because SCSI bus 3 is now operational.

573D3150

Explanation: SCSI bus configuration error.

Response: Internal and external SCSI cables are connected to SCSI bus 0 at the same time. Correct the SCSI bus 0 configuration.

Failing Item:

- SVCDOCS

573D3151

Explanation: SCSI bus configuration error.

Response: Internal and external SCSI cables are connected to SCSI bus 1 at the same time. Correct the SCSI bus 1 configuration.

Failing Item:

- SVCDOCS

573D3200

Explanation: A tape/CD or disk device reported a failure.

Failing Item:

- FI01105
- STORIOA
- MEDIA

573D3202

Explanation: Storage subsystem configuration error.

Response: The device is not supported in the current configuration. An I/O processor might be required.

Failing Item:

- SVCDOCS

573D3400

Explanation: Device error.

Response: NOTE: If external devices are attached check EXTSCSI and DEVTERM first.

Failing Item:

- FI02112
- STORIOA
- FI01106
- FI01140

573D3401

Explanation: Device backplane problem.

Failing Item:

- DEVBPLN

573D3405

Explanation: An error occurred during task initialization for a removable media device. This SRC is logged when an error occurs and the removable media device driver cannot determine the device type or model.

Response: Perform the following:

- Check the Product Activity Log for other entries that indicate interface problems and work those problems.
- Check the device firmware level and apply the latest PTFs.
- Check for LIC logs with major code 2E00. Contact your next level of support with the information you have gathered.

Problem determination: IPL the IOP to retry the device identification process. If the error persists then contact your service provider.

Failing Item:

- PTFSRCH

573D34FF

Explanation: A device on this adapter is being formatted. Wait for the formatting to complete.

Failing Item:

- SVCDOCS

573D3501

Explanation: Licensed Internal Code error.

Response: The device type is either unsupported or the code has not been loaded to support it.

Failing Item:

- FI01105

- PTFSRCH

573D3601

Explanation: System log entry only. No service action required.

573D4150

Explanation: I/O adapter detected PCI bus error.

Response: If this event appears in a serviceable event view, work with the failing item list found there. If this event does not appear in a serviceable event view, no service action is required.

If you are working with one of the card types below, the adapter has multiple physical parts. Choose the card type to identify the physical parts of the storage adapter.

Card type 2BE1 (feature RAID enablement card for embedded IOA) read the following: When working the FRUs from the serviceable event or the failing item list here, the embedded storage adapter (STORIOA) has three physical parts:

- The embedded storage adapter on the I/O backplane.
- The RAID enablement card.
- The Battery charger and carrier card.

See symbolic FRU FEATCRD for the location codes of the FRUs if they are not listed in the serviceable event or if you are working the failing item list here.

Card type 57CB (embedded IOA with 2BCF battery card for embedded IOA) read the following: When working the FRUs from the serviceable event or the failing item list here, the embedded storage adapter (STORIOA) has two physical parts:

- The embedded storage adapter on the I/O backplane.
- The Battery charger and carrier card.

See symbolic FRU FEATCRD for the location codes of the FRUs if they are not listed in the serviceable event or if you are working the failing item list here.

Card type 57CF (embedded IOAs on DASD backplane with 2BC2 dual battery charger and carrier card for the embedded IOAs) read the following: When working the FRUs from the serviceable event or the failing item list here, the embedded storage adapters (STORIOA) have two physical parts:

- The embedded storage adapter on the DASD backplane.
- The dual battery charger and carrier card. To determine which battery is connected to which embedded IOA use the bus number of the IOA with symbolic FRU CACHBAT.

See symbolic FRU FEATCRD for the location code of the dual battery charger and carrier card if it is not listed in the serviceable event or if you are working the failing item list here.

Failing Item:

- BACKPLN
- STORIOA

573D4160

Explanation: I/O adapter detected and recovered a PCI bus error.

Response: If this event appears in a serviceable event view, work with the failing item list found there. If this event does not appear in a serviceable event view, no service action is required.

If you are working with one of the card types below, the adapter has multiple physical parts. Choose the card type to identify the physical parts of the storage adapter.

Card type 2BE1 (feature RAID enablement card for embedded IOA) read the following: When working the FRUs from the serviceable event or the failing item list here, the embedded storage adapter (STORIOA) has three physical parts:

- The embedded storage adapter on the I/O backplane.
- The RAID enablement card.
- The Battery charger and carrier card.

See symbolic FRU FEATCRD for the location codes of the FRUs if they are not listed in the serviceable event or if you are working the failing item list here.

Card type 57CB (embedded IOA with 2BCF battery card for embedded IOA) read the following: When working the FRUs from the serviceable event or the failing item list here, the embedded storage adapter (STORIOA) has two physical parts:

- The embedded storage adapter on the I/O backplane.
- The Battery charger and carrier card.

See symbolic FRU FEATCRD for the location codes of the FRUs if they are not listed in the serviceable event or if you are working the failing item list here.

Card type 57CF (embedded IOAs on DASD backplane with 2BC2 dual battery charger and carrier card for the embedded IOAs) read the following: When working the FRUs from the serviceable event or the failing item list here, the embedded storage adapters (STORIOA) have two physical parts:

- The embedded storage adapter on the DASD backplane.

573D8008 • 573D8150

- The dual battery charger and carrier card. To determine which battery is connected to which embedded IOA use the bus number of the IOA with symbolic FRU CACHBAT.

See symbolic FRU FEATCRD for the location code of the dual battery charger and carrier card if it is not listed in the serviceable event or if you are working the failing item list here.

Failing Item:

- BACKPLN
- STORIOA

573D8008

Explanation: A permanent cache battery pack failure occurred.

Response: NOTE: Under a certain configuration, this SRC may not represent an error that requires a service action. Depending on the configuration of the system, the Storage IOA may have been altered and/or the Storage IOA Cache may have been disabled to allow attachment of OEM Storage that emulates a Load Source drive. If this is the case, this error will be posted each time the IOA is IPLed and it can be ignored.

Failing Item:

- CACHBAT
- STORIOA

573D8009

Explanation: Impending cache battery pack failure.

Failing Item:

- CACHBAT

573D8100

Explanation: Licensed Internal Code error.

Failing Item:

- PTFSRCH
- STORIOA

573D8130

Explanation: IOA detected recoverable device bus error.

Response: An error occurred on SCSI bus 0. No action is required. This reference code is logged for information only.

573D8131

Explanation: IOA detected recoverable device bus error.

Response: An error occurred on SCSI bus 1. No action is required. This reference code is logged for information only.

573D8132

Explanation: IOA detected recoverable device bus error.

Response: An error occurred on SCSI bus 2. No action is required. This reference code is logged for information only.

573D8133

Explanation: IOA detected recoverable device bus error.

Response: An error occurred on SCSI bus 3. No action is required. This reference code is logged for information only.

573D8140

Explanation: IOA detected recoverable device bus error.

Response: No action is required. This reference code is logged for information only.

573D8141

Explanation: IOA detected recoverable device error.

Response: No action is required. This reference code is logged for information only.

573D8145

Explanation: A recoverable error occurred.

Failing Item:

- STORIOA

573D8146

Explanation: Disk device detected recoverable error.

Failing Item:

- FI01105

573D8150

Explanation: A permanent failure occurred.

Response: NOTE: Under a certain configuration, this SRC may not represent an error that requires a service action. Depending on the configuration of the system, the Storage IOA may have been altered and/or the

Storage IOA Cache may have been disabled to allow attachment of OEM Storage that emulates a Load Source drive. If this is the case, this error will be posted each time the IOA is IPLed and it can be ignored.

Failing Item:

- STORIOA
- ANYBRDG

573D8151

Explanation: Licensed Internal Code error.

Failing Item:

- PTFSRCH
- STORIOA

573D8155

Explanation: A permanent failure occurred.

Failing Item:

- PTFSRCH
- STORIOA

573D8156

Explanation: A permanent failure occurred.

Failing Item:

- PTFSRCH
- STORIOA

573D8157

Explanation: I/O adapter card error.

Response: Display the Service Action Log entry for this SRC. If the Failing Item indicates an I/O adapter, then replace the I/O adapter. If the Failing Item indicates SVCDOCS, then do NOT replace the I/O adapter. This is a recoverable error. Perform the following for the I/O processor that the I/O adapter is attached to:

1. If the I/O processor is not operable and disk units are attached, use Hardware Service Manager to re-IPL the IOP. Other resources attached to the IOP may then need to be Varied On.
2. If disk units are not attached, perform the "VRYCFG RESET(*YES)" command to reset the IOP and Vary On attached resources.

Failing Item:

- SVCDOCS

573D8300

Explanation: IOA hardware error or PCI bus error.

Failing Item:

- STORIOA
- ANYBRDG
- PTFSRCH

573D8301

Explanation: Not valid condition in Licensed Internal Code.

Failing Item:

- PTFSRCH
- STORIOA

573D8302

Explanation: Missing Licensed Internal Code.

Response: Ensure that the code necessary to support this I/O adapter is loaded.

Failing Item:

- SVCDOCS
- STORIOA

573D8400

Explanation: Licensed Internal Code error.

Failing Item:

- PTFSRCH

573D8404

Explanation: System log entry only. No service action required.

573D9000

Explanation: Device error.

Failing Item:

- FI01105
- STORIOA

573D9001

Explanation: Device configuration error.

Failing Item:

- IOPIP33

573D9002

Explanation: Device error.

Failing Item:

- IOPIP16
- FI01105
- STORIOA
- FI01140
- BACKPLN
- FI01106

573D9008

Explanation: I/O card does not support functions expected by devices.

Failing Item:

- IOPIP25

573D9009

Explanation: Call your next level of support for assistance.

Failing Item:

- SVCDOCS

573D9010

Explanation: Cache data associated with attached devices cannot be found.

Failing Item:

- IOPIP31

573D9011

Explanation: Cache data belongs to devices other than those attached.

Failing Item:

- IOPIP32

573D9020

Explanation: Array not functional due to present hardware configuration.

Failing Item:

- IOPIP20

573D9021

Explanation: Array not functional due to present hardware configuration.

Failing Item:

- IOPIP20

573D9022

Explanation: Array not functional due to present hardware configuration.

Failing Item:

- IOPIP22

573D9023

Explanation: Array not functional due to present hardware configuration.

Failing Item:

- IOPIP22

573D9024

Explanation: Array not functional due to present hardware configuration.

Failing Item:

- IOPIP22

573D9025

Explanation: Disk unit is not supported at its physical location.

Failing Item:

- IOPIP21

573D9026

Explanation: Array not functional due to present hardware configuration.

Failing Item:

- IOPIP22

573D9027

Explanation: Array not functional due to present hardware configuration.

Failing Item:

- IOPIP34

573D9028

Explanation: Incorrect hardware configuration change detected.

Response: Reduce the number of arrays on this I/O adapter. Either move all the devices in an array to another I/O adapter that supports arrays, or stop an array on this I/O adapter.

Failing Item:

- SVCDOCS
-

573D9029

Explanation: Incorrect hardware configuration change detected.

Response: Contact your next level of support.

Failing Item:

- SVCDOCS
-

573D902F

Explanation: Array addendum Product Activity Log entry.

Response: This entry contains additional array information for 90xx reference codes when the array contains more than 10 members. Use the 90xx entry that occurred at the same time as this reference code as the starting point for this problem.

573D9030

Explanation: Array no longer protected due to missing or failed disk unit.

Failing Item:

- FI02112
 - IOPIP21
-

573D9031

Explanation: Automatic rebuild initiated for array.

Response: Either a previous rebuild was interrupted and was automatically restarted, or a hot spare disk unit was used to automatically rebuild the array. Look for other reference codes and take action on them.

573D9032

Explanation: A disk unit in a RAID array is missing or failed.

Response: The array is still protected, but the disk unit should be replaced. Replace the device first if a device is listed first in the Service Action Log. If a device is not listed first in the Service Action Log then perform the procedure.

Failing Item:

- FI02112
 - IOPIP21
-

573D9040

Explanation: Array protection temporarily suspended.

Response: No action required. Protection will be automatically restarted.

573D9041

Explanation: Background array parity check detected and corrected errors.

Response: Call your next level of support to report the problem.

Failing Item:

- PTFSRCH
-

573D9042

Explanation: An array parity error has been detected and corrected.

Response: Call your next level of support to report the problem.

Failing Item:

- NEXTLVL
-

573D9050

Explanation: Required cache data cannot be located for a disk unit.

Failing Item:

- IOPIP30
-

573D9051

Explanation: Cache data exists for a missing or failed device.

Response: If all configured units are missing, a 9054 reference code may appear in the product activity log. If so, perform the action indicated for the 9054 reference code.

Otherwise, perform the procedure indicated in the failing item list.

Failing Item:

- IOPIP27
-

573D9052

Explanation: Cache data exists for device that has been modified.

Response: Contact your next level of support.

Failing Item:

- SVCDOCS
-

573D9053

Explanation: IOA resources not available due to previous problems.

Response: Take action on other reference codes which have surfaced.

If you cannot get to SST or DST, and cannot perform a

573D9054 • 573D9903

type A or B IPL, perform a type D IPL from removable media. Look for Product Activity Log entries for other reference codes and take action on them.

Failing Item:

- SVCDOCS

573D9054

Explanation: IOA resources not available due to previous problems.

Response: Power off the system and remove all new or replacement disk units. IPL the system to DST. If you cannot perform a type A or B IPL, perform a type D IPL from removable media.

Look for Product Activity Log entries for other reference codes and take action on them.

Failing Item:

- SVCDOCS

573D9071

Explanation: Link from IOA to auxiliary cache IOA went operational.

Response: No service action required.

573D9072

Explanation: Link from IOA to auxiliary cache IOA went non-operational.

Response: No service action required.

573D9073

Explanation: Incompatible or non-operational auxiliary cache IOA attached.

Failing Item:

- IOPIP40

573D9081

Explanation: Device error.

Failing Item:

- FI01105
- STORIOA

573D9082

Explanation: Device error.

Failing Item:

- IOPIP16
- FI01105
- STORIOA
- FI01140

- BACKPLN
- FI01106

573D9090

Explanation: Disk unit has been modified after the last known status.

Response: Re-IPL the system. If any reference codes are surfaced, use the new reference code to resolve the problem.

If you cannot resolve the problem, contact your next level of support.

Failing Item:

- SVCDOCS

573D9091

Explanation: Incorrect hardware configuration change detected.

Response: Re-IPL the system. If any reference codes are surfaced, use the new reference code to resolve the problem.

If you cannot resolve the problem, contact your next level of support.

Failing Item:

- SVCDOCS

573D9092

Explanation: Disk unit requires initialization before use.

Failing Item:

- IOPIP26

573D9500

Explanation: Internal program error in driver code.

Failing Item:

- PTFSRCH

573D9902

Explanation: System log entry only. No service action required.

573D9903

Explanation: Tape device information was logged. Informational event, no service required.

573DC000

Explanation: System log entry only. No service action required.

Response: No action is required. This reference code is logged for information only.

573DC100

Explanation: System log entry only. No service action required.

Response: No action is required. This reference code is logged for information only.

573DC402

Explanation: Licensed Internal Code error.

Response: Ask your next level of support for assistance.

(573E) Reference codes

573E1310

Explanation: I/O adapter resource not available.

Response: The I/O adapter error log is being filled faster than the errors are being reported to the system. Check other errors reported to the system and correct them.

573E3000

Explanation: A permanent failure occurred.

Failing Item:

- FI01101
 - ANYBRDG
-

573E3006

Explanation: System bus error.

Failing Item:

- FI01101
 - ANYBRDG
 - PTFSRCH
-

573E3020

Explanation: SCSI bus configuration error.

Response: Error occurred on SCSI bus 0.

Failing Item:

- IOPIP17
 - USER
 - FI01107
 - STORIOA
-

Failing Item:

- PTFSRCH
-

573DFF3D

Explanation: I/O adapter detected a recoverable error.

Failing Item:

- STORIOA
 - ANYBRDG
-

573DFF6D

Explanation: Recoverable system bus error.

Failing Item:

- STORIOA
 - ANYBRDG
 - PTFSRCH
-

573E3021

Explanation: SCSI bus configuration error.

Response: Error occurred on SCSI bus 1.

Failing Item:

- IOPIP17
 - USER
 - FI01107
 - STORIOA
-

573E3022

Explanation: SCSI bus configuration error.

Response: Error occurred on SCSI bus 2.

Failing Item:

- IOPIP17
 - USER
 - FI01107
 - STORIOA
-

573E3023

Explanation: SCSI bus configuration error.

Response: Error occurred on SCSI bus 3.

Failing Item:

- IOPIP17
 - USER
 - FI01107
 - STORIOA
-

573E3100

Explanation: Interface error.

Response: Error occurred on SCSI bus 0.

Failing Item:

- IOPIP13
- FI01107
- STORIOA
- FI01140
- DEVBPLN

573E3101

Explanation: Interface error.

Response: Error occurred on SCSI bus 1.

Failing Item:

- IOPIP13
- FI01107
- STORIOA
- FI01140
- DEVBPLN

573E3102

Explanation: Interface error.

Response: Error occurred on SCSI bus 2.

Failing Item:

- IOPIP13
- FI01107
- STORIOA
- FI01140
- DEVBPLN

573E3103

Explanation: Interface error.

Response: Error occurred on SCSI bus 3.

Failing Item:

- IOPIP13
- FI01107
- STORIOA
- FI01140
- DEVBPLN

573E3120

Explanation: Bus is not operational.

Response: Adding a device to SCSI bus 0 of the I/O Adapter caused the bus to become not operational. Remove the device.

Failing Item:

- SVCDOCS

573E3121

Explanation: Bus is not operational.

Response: Adding a device to SCSI bus 1 of the I/O Adapter caused the bus to become not operational. Remove the device.

Failing Item:

- SVCDOCS

573E3122

Explanation: Bus is not operational.

Response: Adding a device to SCSI bus 2 of the I/O Adapter caused the bus to become not operational. Remove the device.

Failing Item:

- SVCDOCS

573E3123

Explanation: Bus is not operational.

Response: Adding a device to SCSI bus 3 of the I/O Adapter caused the bus to become not operational. Remove the device.

Failing Item:

- SVCDOCS

573E3140

Explanation: Bus is operational.

Response: This reference code and the 3120 reference code that occurred before it require no service action because SCSI bus 0 is now operational.

573E3141

Explanation: Bus is operational.

Response: This reference code and the 3121 reference code that occurred before it require no service action because SCSI bus 1 is now operational.

573E3142

Explanation: Bus is operational.

Response: This reference code and the 3122 reference code that occurred before it require no service action because SCSI bus 2 is now operational.

573E3143

Explanation: Bus is operational.

Response: This reference code and the 3123 reference code that occurred before it require no service action because SCSI bus 3 is now operational.

573E3150

Explanation: SCSI bus configuration error.

Response: Internal and external SCSI cables are connected to SCSI bus 0 at the same time. Correct the SCSI bus 0 configuration.

Failing Item:

- SVCDOCS

573E3151

Explanation: SCSI bus configuration error.

Response: Internal and external SCSI cables are connected to SCSI bus 1 at the same time. Correct the SCSI bus 1 configuration.

Failing Item:

- SVCDOCS

573E3200

Explanation: A tape/CD or disk device reported a failure.

Failing Item:

- FI01105
- STORIOA
- MEDIA

573E3202

Explanation: Storage subsystem configuration error.

Response: The device is not supported in the current configuration. An I/O processor might be required.

Failing Item:

- SVCDOCS

573E3400

Explanation: Device error.

Response: NOTE: If external devices are attached check EXTSCSI and DEVTERM first.

Failing Item:

- FI02112
- STORIOA
- FI01106
- FI01140

573E3401

Explanation: Device backplane problem.

Failing Item:

- DEVBPLN

573E3405

Explanation: An error occurred during task initialization for a removable media device. This SRC is logged when an error occurs and the removable media device driver cannot determine the device type or model.

Response: Perform the following:

- Check the Product Activity Log for other entries that indicate interface problems and work those problems.
- Check the device firmware level and apply the latest PTFs.
- Check for LIC logs with major code 2E00. Contact your next level of support with the information you have gathered.

Problem determination: IPL the IOP to retry the device identification process. If the error persists then contact your service provider.

Failing Item:

- PTFSRCH

573E34FF

Explanation: A device on this adapter is being formatted. Wait for the formatting to complete.

Failing Item:

- SVCDOCS

573E3501

Explanation: Licensed Internal Code error.

Response: The device type is either unsupported or the code has not been loaded to support it.

Failing Item:

- FI01105
- PTFSRCH

573E3601

Explanation: System log entry only. No service action required.

573E4150

Explanation: I/O adapter detected PCI bus error.

Response: If this event appears in a serviceable event view, work with the failing item list found there. If this

573E4160

event does not appear in a serviceable event view, no service action is required.

If you are working with one of the card types below, the adapter has multiple physical parts. Choose the card type to identify the physical parts of the storage adapter.

Card type 2BE1 (feature RAID enablement card for embedded IOA) read the following: When working the FRUs from the serviceable event or the failing item list here, the embedded storage adapter (STORIOA) has three physical parts:

- The embedded storage adapter on the I/O backplane.
- The RAID enablement card.
- The Battery charger and carrier card.

See symbolic FRU FEATCRD for the location codes of the FRUs if they are not listed in the serviceable event or if you are working the failing item list here.

Card type 57CB (embedded IOA with 2BCF battery card for embedded IOA) read the following: When working the FRUs from the serviceable event or the failing item list here, the embedded storage adapter (STORIOA) has two physical parts:

- The embedded storage adapter on the I/O backplane.
- The Battery charger and carrier card.

See symbolic FRU FEATCRD for the location codes of the FRUs if they are not listed in the serviceable event or if you are working the failing item list here.

Card type 57CF (embedded IOAs on DASD backplane with 2BC2 dual battery charger and carrier card for the embedded IOAs) read the following: When working the FRUs from the serviceable event or the failing item list here, the embedded storage adapters (STORIOA) have two physical parts:

- The embedded storage adapter on the DASD backplane.
- The dual battery charger and carrier card. To determine which battery is connected to which embedded IOA use the bus number of the IOA with symbolic FRU CACHBAT.

See symbolic FRU FEATCRD for the location code of the dual battery charger and carrier card if it is not listed in the serviceable event or if you are working the failing item list here.

Failing Item:

- BACKPLN
- STORIOA

573E4160

Explanation: I/O adapter detected and recovered a PCI bus error.

Response: If this event appears in a serviceable event view, work with the failing item list found there. If this event does not appear in a serviceable event view, no service action is required.

If you are working with one of the card types below, the adapter has multiple physical parts. Choose the card type to identify the physical parts of the storage adapter.

Card type 2BE1 (feature RAID enablement card for embedded IOA) read the following: When working the FRUs from the serviceable event or the failing item list here, the embedded storage adapter (STORIOA) has three physical parts:

- The embedded storage adapter on the I/O backplane.
- The RAID enablement card.
- The Battery charger and carrier card.

See symbolic FRU FEATCRD for the location codes of the FRUs if they are not listed in the serviceable event or if you are working the failing item list here.

Card type 57CB (embedded IOA with 2BCF battery card for embedded IOA) read the following: When working the FRUs from the serviceable event or the failing item list here, the embedded storage adapter (STORIOA) has two physical parts:

- The embedded storage adapter on the I/O backplane.
- The Battery charger and carrier card.

See symbolic FRU FEATCRD for the location codes of the FRUs if they are not listed in the serviceable event or if you are working the failing item list here.

Card type 57CF (embedded IOAs on DASD backplane with 2BC2 dual battery charger and carrier card for the embedded IOAs) read the following: When working the FRUs from the serviceable event or the failing item list here, the embedded storage adapters (STORIOA) have two physical parts:

- The embedded storage adapter on the DASD backplane.
- The dual battery charger and carrier card. To determine which battery is connected to which embedded IOA use the bus number of the IOA with symbolic FRU CACHBAT.

See symbolic FRU FEATCRD for the location code of the dual battery charger and carrier card if it is not listed in the serviceable event or if you are working the failing item list here.

Failing Item:

- BACKPLN
- STORIOA

573E8008

Explanation: A permanent cache battery pack failure occurred.

Response: NOTE: Under a certain configuration, this SRC may not represent an error that requires a service action. Depending on the configuration of the system, the Storage IOA may have been altered and/or the Storage IOA Cache may have been disabled to allow attachment of OEM Storage that emulates a Load Source drive. If this is the case, this error will be posted each time the IOA is IPLed and it can be ignored.

Failing Item:

- CACHBAT
- STORIOA

573E8009

Explanation: Impending cache battery pack failure.

Failing Item:

- CACHBAT

573E8100

Explanation: Licensed Internal Code error.

Failing Item:

- PTFSRCH
- STORIOA

573E8130

Explanation: IOA detected recoverable device bus error.

Response: An error occurred on SCSI bus 0. No action is required. This reference code is logged for information only.

573E8131

Explanation: IOA detected recoverable device bus error.

Response: An error occurred on SCSI bus 1. No action is required. This reference code is logged for information only.

573E8132

Explanation: IOA detected recoverable device bus error.

Response: An error occurred on SCSI bus 2. No action is required. This reference code is logged for information only.

573E8133

Explanation: IOA detected recoverable device bus error.

Response: An error occurred on SCSI bus 3. No action is required. This reference code is logged for information only.

573E8140

Explanation: IOA detected recoverable device bus error.

Response: No action is required. This reference code is logged for information only.

573E8141

Explanation: IOA detected recoverable device error.

Response: No action is required. This reference code is logged for information only.

573E8145

Explanation: A recoverable error occurred.

Failing Item:

- STORIOA

573E8146

Explanation: Disk device detected recoverable error.

Failing Item:

- FI01105

573E8150

Explanation: A permanent failure occurred.

Response: NOTE: Under a certain configuration, this SRC may not represent an error that requires a service action. Depending on the configuration of the system, the Storage IOA may have been altered and/or the Storage IOA Cache may have been disabled to allow attachment of OEM Storage that emulates a Load Source drive. If this is the case, this error will be posted each time the IOA is IPLed and it can be ignored.

Failing Item:

- STORIOA
- ANYBRDG

573E8151

Explanation: Licensed Internal Code error.

Failing Item:

- PTFSRCH
- STORIOA

573E8155

Explanation: A permanent failure occurred.

Failing Item:

- PTFSRCH
 - STORIOA
-

573E8156

Explanation: A permanent failure occurred.

Failing Item:

- PTFSRCH
 - STORIOA
-

573E8157

Explanation: I/O adapter card error.

Response: Display the Service Action Log entry for this SRC. If the Failing Item indicates an I/O adapter, then replace the I/O adapter. If the Failing Item indicates SVCDOCS, then do NOT replace the I/O adapter. This is a recoverable error. Perform the following for the I/O processor that the I/O adapter is attached to:

1. If the I/O processor is not operable and disk units are attached, use Hardware Service Manager to re-IPL the IOP. Other resources attached to the IOP may then need to be Varied On.
2. If disk units are not attached, perform the "VRYCFG RESET(*YES)" command to reset the IOP and Vary On attached resources.

Failing Item:

- SVCDOCS
-

573E8300

Explanation: IOA hardware error or PCI bus error.

Failing Item:

- STORIOA
 - ANYBRDG
 - PTFSRCH
-

573E8301

Explanation: Not valid condition in Licensed Internal Code.

Failing Item:

- PTFSRCH
 - STORIOA
-

573E8302

Explanation: Missing Licensed Internal Code.

Response: Ensure that the code necessary to support this I/O adapter is loaded.

Failing Item:

- SVCDOCS
 - STORIOA
-

573E8400

Explanation: Licensed Internal Code error.

Failing Item:

- PTFSRCH
-

573E8404

Explanation: System log entry only. No service action required.

573E9000

Explanation: Device error.

Failing Item:

- FI01105
 - STORIOA
-

573E9001

Explanation: Device configuration error.

Failing Item:

- IOPIP33
-

573E9002

Explanation: Device error.

Failing Item:

- IOPIP16
 - FI01105
 - STORIOA
 - FI01140
 - BACKPLN
 - FI01106
-

573E9008

Explanation: I/O card does not support functions expected by devices.

Failing Item:

- IOPIP25
-

573E9009

Explanation: Call your next level of support for assistance.

Failing Item:

- SVCDOCS
-

573E9010

Explanation: Cache data associated with attached devices cannot be found.

Failing Item:

- IOPIP31
-

573E9011

Explanation: Cache data belongs to devices other than those attached.

Failing Item:

- IOPIP32
-

573E9020

Explanation: Array not functional due to present hardware configuration.

Failing Item:

- IOPIP20
-

573E9021

Explanation: Array not functional due to present hardware configuration.

Failing Item:

- IOPIP20
-

573E9022

Explanation: Array not functional due to present hardware configuration.

Failing Item:

- IOPIP22
-

573E9023

Explanation: Array not functional due to present hardware configuration.

Failing Item:

- IOPIP22
-

573E9024

Explanation: Array not functional due to present hardware configuration.

Failing Item:

- IOPIP22
-

573E9025

Explanation: Disk unit is not supported at its physical location.

Failing Item:

- IOPIP21
-

573E9026

Explanation: Array not functional due to present hardware configuration.

Failing Item:

- IOPIP22
-

573E9027

Explanation: Array not functional due to present hardware configuration.

Failing Item:

- IOPIP34
-

573E9028

Explanation: Incorrect hardware configuration change detected.

Response: Reduce the number of arrays on this I/O adapter. Either move all the devices in an array to another I/O adapter that supports arrays, or stop an array on this I/O adapter.

Failing Item:

- SVCDOCS
-

573E9029

Explanation: Incorrect hardware configuration change detected.

Response: Contact your next level of support.

Failing Item:

- SVCDOCS
-

573E902F

Explanation: Array addendum Product Activity Log entry.

Response: This entry contains additional array information for 90xx reference codes when the array contains more than 10 members. Use the 90xx entry that occurred at the same time as this reference code as the starting point for this problem.

573E9030

Explanation: Array no longer protected due to missing or failed disk unit.

Failing Item:

- FI02112
- IOPIP21

573E9031

Explanation: Automatic rebuild initiated for array.

Response: Either a previous rebuild was interrupted and was automatically restarted, or a hot spare disk unit was used to automatically rebuild the array. Look for other reference codes and take action on them.

573E9032

Explanation: A disk unit in a RAID array is missing or failed.

Response: The array is still protected, but the disk unit should be replaced. Replace the device first if a device is listed first in the Service Action Log. If a device is not listed first in the Service Action Log then perform the procedure.

Failing Item:

- FI02112
- IOPIP21

573E9040

Explanation: Array protection temporarily suspended.

Response: No action required. Protection will be automatically restarted.

573E9041

Explanation: Background array parity check detected and corrected errors.

Response: Call your next level of support to report the problem.

Failing Item:

- PTFSRCH

573E9042

Explanation: An array parity error has been detected and corrected.

Response: Call your next level of support to report the problem.

Failing Item:

- NEXTLVL

573E9050

Explanation: Required cache data cannot be located for a disk unit.

Failing Item:

- IOPIP30

573E9051

Explanation: Cache data exists for a missing or failed device.

Response: If all configured units are missing, a 9054 reference code may appear in the product activity log. If so, perform the action indicated for the 9054 reference code.

Otherwise, perform the procedure indicated in the failing item list.

Failing Item:

- IOPIP27

573E9052

Explanation: Cache data exists for device that has been modified.

Response: Contact your next level of support.

Failing Item:

- SVCDOCS

573E9053

Explanation: IOA resources not available due to previous problems.

Response: Take action on other reference codes which have surfaced.

If you cannot get to SST or DST, and cannot perform a type A or B IPL, perform a type D IPL from removable media. Look for Product Activity Log entries for other reference codes and take action on them.

Failing Item:

- SVCDOCS

573E9054

Explanation: IOA resources not available due to previous problems.

Response: Power off the system and remove all new or replacement disk units. IPL the system to DST. If you cannot perform a type A or B IPL, perform a type D IPL from removable media.

Look for Product Activity Log entries for other reference codes and take action on them.

Failing Item:

- SVCDOCS

573E9071

Explanation: Link from IOA to auxiliary cache IOA went operational.

Response: No service action required.

573E9072

Explanation: Link from IOA to auxiliary cache IOA went non-operational.

Response: No service action required.

573E9073

Explanation: Incompatible or non-operational auxiliary cache IOA attached.

Failing Item:

- IOPIP40
-

573E9081

Explanation: Device error.

Failing Item:

- FI01105
 - STORIOA
-

573E9082

Explanation: Device error.

Failing Item:

- IOPIP16
 - FI01105
 - STORIOA
 - FI01140
 - BACKPLN
 - FI01106
-

573E9090

Explanation: Disk unit has been modified after the last known status.

Response: Re-IPL the system. If any reference codes are surfaced, use the new reference code to resolve the problem.

If you cannot resolve the problem, contact your next level of support.

Failing Item:

- SVCDOCS
-

573E9091

Explanation: Incorrect hardware configuration change detected.

Response: Re-IPL the system. If any reference codes are surfaced, use the new reference code to resolve the problem.

If you cannot resolve the problem, contact your next level of support.

Failing Item:

- SVCDOCS
-

573E9092

Explanation: Disk unit requires initialization before use.

Failing Item:

- IOPIP26
-

573E9500

Explanation: Internal program error in driver code.

Failing Item:

- PTFSRCH
-

573E9902

Explanation: System log entry only. No service action required.

573E9903

Explanation: Tape device information was logged. Informational event, no service required.

573EC000

Explanation: System log entry only. No service action required.

Response: No action is required. This reference code is logged for information only.

573EC100

Explanation: System log entry only. No service action required.

Response: No action is required. This reference code is logged for information only.

573EC402

Explanation: Licensed Internal Code error.

Response: Ask your next level of support for assistance.

Failing Item:

- PTFSRCH

573EFF3D

Explanation: I/O adapter detected a recoverable error.

Failing Item:

- STORIOA
- ANYBRDG

573EFF6D

Explanation: Recoverable system bus error.

Failing Item:

- STORIOA
- ANYBRDG
- PTFSRCH

(5746) Reference codes

A tape or tape library device failure occurred.

Note: Use this table to handle reference codes that might be displayed during a type D IPL to install the operating system. If you are not performing a type D IPL of the operating system, consult any error logs found in the serviceable event view. If you cannot locate an error log in the serviceable event view that corresponds with the failure, run a verification test for the tape unit.

1. Verify that the device has power.
2. Check the device for any error indications. Refer to the device service information to resolve any error indications.
3. Clean the recording head in the tape device.
4. Attempt the failing operation again. Does the operation complete successfully?

Yes: You have corrected the problem. **This ends the procedure.**

No: Look at the 8 rightmost characters of the Data display for Function 11, which represent the reference code. Find the reference code in the following list.

57463000

Explanation: I/O adapter hardware error detected.

Failing Item:

- FI01112

57463202

Explanation: Tape unit configuration error.

Response: Before exchanging any parts, verify that the following condition is not present:

- The attached device type or model is only supported on an I/O adapter that is attached to an I/O processor.

Failing Item:

- TAPCNFG
- FI00871

57463400

Explanation: Device error has occurred.

Failing Item:

- FI00872
- DEVTERM
- FI00871
- FI01103
- FI01106

57469020

Explanation: Tape unit configuration error.

Response: Before exchanging any parts, verify that the following conditions are not present:

- Tape and DASD devices attached to an I/O Processor that does not support Tape and Dasd devices at the same time.
- An unsupported device type or model is attached.

Failing Item:

- TAPCNFG
- FI00871
- PTFSRCH

57469100

Explanation: Interface error detected by system or by tape unit.

Response: If the attached device is an external device, do the following before exchanging any parts:

1. Ensure that the signal cable is seated correctly, and that there are no bent or damaged pins on the cable.
2. For a SCSI attached device ensure that a terminating plug is attached to the device end of the cable.

If the attached tape device is owned by a Virtual I/O Server partition refer to Troubleshooting the Virtual I/O Server to determine the parts to replace.

Failing Item:

- FI00871
- FI01112
- FI00872
- DEVTERM

57469101

Explanation: Fibre Channel interface error detected.

Response: If the attached device is an external device, do the following before exchanging any parts:

1. Ensure that the Fibre Channel cable is correctly connected to the ports.
2. Clean the Fibre Channel connectors.
3. If there is a switch or hub attached, verify that it is operational.
4. If there is a gateway device attached, refer to the gateway device service documentation for additional problem analysis procedures.
5. refer to the tape device service documentation for additional problem analysis procedures.

If the attached tape device is owned by a Virtual I/O Server partition refer to Troubleshooting the Virtual I/O Server to determine the parts to replace.

Failing Item:

- FCIOA
- FCDEV
- FCCABLE

57469102

Explanation: Gateway device detected a SCSI interface error.

Response: Use the gateway device service documentation to analyze the problem.

Failing Item:

- FI00871
- FCGATE
- FI00872
- DEVTERM

57469103

Explanation: Interface error detected by system or by tape unit.

Response: If the attached device is an external tape device, do the following before exchanging any parts:

1. Ensure that the SAS cable is correctly connected to the ports.

2. Ensure that the device has power.

If the attached tape device is owned by a Virtual I/O Server partition refer to Troubleshooting the Virtual I/O Server to determine the parts to replace.

Failing Item:

- FI00871
- FI01112
- SASCABL

57469104

Explanation: Interface error detected by system or by tape unit.

Response: If the attached device is an external tape device, do the following before exchanging any parts:

1. Ensure that the USB cable is correctly connected to the ports.
2. Ensure that the device has power.

If the attached tape device is owned by a Virtual I/O Server partition refer to Troubleshooting the Virtual I/O Server to determine the parts to replace.

Failing Item:

- USB_DEV
- USB_IOA
- USB_CBL

57469200

Explanation: Tape unit is not responding.

Response: If the attached device is an external device, do the following before exchanging any parts:

1. Ensure that the device is powered on.
2. Ensure that the signal cable is seated correctly, and that there are no bent or damaged pins on the cable.
3. For a SCSI attached device ensure that a terminating plug is attached to the device end of the SCSI cable.

If the attached tape device is owned by a Virtual I/O Server partition refer to Troubleshooting the Virtual I/O Server to determine the parts to replace.

Failing Item:

- FI00871
- FI01112
- FI00872
- DEVTERM

57469201

Explanation: Tape unit command timeout.

Response: If the attached device is an external device, do the following before exchanging any parts:

1. Ensure that the device is powered on.
2. If an interposer is required, make sure that it is connected between the I/O processor and the SCSI cable.
3. Ensure that the signal cable is seated correctly, and that there are no bent or damaged pins on the SCSI cable.
4. Ensure that a terminating plug is attached to the device end of the SCSI cable.
5. If the attached tape device is owned by a Virtual I/O Server partition it may be necessary to reset the virtual IOP to recover from the error.

Failing Item:

- FI00871
 - FI01112
 - FI00872
 - DEVTERM
 - MEDIA
-

57469202

Explanation: Tape unit failed after Licensed Internal Code was loaded.

Response: If the attached device is an external device, do the following before exchanging any parts:

1. Ensure that the device is powered on.
2. If an interposer is required, make sure that it is connected between the I/O processor and the SCSI cable.
3. Ensure that the SCSI cable is seated correctly, and that there are no bent or damaged pins on the SCSI cable.
4. Ensure that a terminating plug is attached to the device end of the SCSI cable.

Failing Item:

- FI00871
 - FI01112
 - FI00872
 - DEVTERM
-

57469210

Explanation: Illegal or unsupported tape unit response.

Failing Item:

- FI00871
 - FI01112
-

- PTFSRCH
-

57469211

Explanation: Gateway device detected a bus protocol error.

Response: Use the gateway device service documentation to analyze the problem.

Failing Item:

- FCGATE
 - FCIOA
 - FI00871
 - ANYFC
 - FCCABLE
 - FI00872
 - DEVTERM
-

57469220

Explanation: Hardware configuration change detected.

Response: The tape device or tape library device has reported a configuration change that requires the I/O processor to be reset. Reset the I/O processor before using the device.

57469221

Explanation: I/O path change occurred.

Response: No action required. This reference code is logged for information only.

57469300

Explanation: Tape unit failure.

Failing Item:

- FI00871
-

57469301

Explanation: Tape device failure, redundancy lost.

Response: The tape unit detected a hardware failure that does not prevent the tape unit from completing the current operation.

Failing Item:

- FI00871
-

57469302

Explanation: Tape device failure or media error.

Response: The tape unit detected a failure that may be caused by a hardware failure or a media error.

Refer to the tape unit service information for possible information on diagnostic tests that can be run to

isolate between hardware and media failures.

Failing Item:

- MEDIA
- FI00871

57469303

Explanation: Gateway device failure.

Response: Use the gateway device service documentation to analyze the problem.

Failing Item:

- FCGATE

57469304

Explanation: Tape unit failure.

Response: Before exchanging any parts, do the following:

1. Ensure that the EKM/TKLM server is operational and properly configured.
2. Ensure that the mounted cartridge is in the EKM/TKLM server database.

Failing Item:

- USER
- FI00871

57469310

Explanation: Licensed Internal Code for the tape unit is not correct.

Failing Item:

- PTFSRCH
- FI00871

57469320

Explanation: Tape device Licensed Internal Code failure.

Failing Item:

- FI00130
- FI00871

57469321

Explanation: Gateway device Licensed Internal Code error.

Response: Use the gateway device service documentation to analyze the problem.

Failing Item:

- FCCODE

57469350

Explanation: Tape unit detected a read or write error on tape medium.

Response: A permanent read or write error occurred. Clean the tape unit and retry the operation.

If cleaning the tape unit does not correct the problem, exchange the tape media.

Failing Item:

- MEDIA
- TAPCLN
- FI00871

57469351

Explanation: Tape with excessive error rate was mounted in tape device.

Response: The tape unit detected that the mounted tape cartridge has a history of excessive read and write errors. It is recommended that you exchange the tape cartridge.

Failing Item:

- MEDIA
- TAPCLN
- FI00871

57469355

Explanation: The data format is incorrect; the tape cannot be read.

Response: The tape unit has detected that the data format on the tape media is not supported or that the tape media is defective. Do the following before exchanging any parts:

1. Initialize the tape to a different format.
2. Clean the tape unit.

If the operation continues to fail, use a different tape cartridge.

Failing Item:

- USER
- MEDIA
- TAPCLN
- FI00871

57469500

Explanation: Licensed Internal Code error.

Response: If the system is operational, perform a dump of the I/O processor data.

Failing Item:

- PTFSRCH

57469501

Explanation: Licensed Internal Code error.

Failing Item:

- PTFSRCH
-

57469800

Explanation: System successfully recovered from temporary I/O error.

Response: No action required. This reference code is logged for information only.

57469801

Explanation: System successfully recovered from temporary I/O error.

Response: No action required. This reference code is logged for information only.

57469802

Explanation: System successfully recovered from temporary I/O error.

Response: No action required. This reference code is logged for information only.

57469803

Explanation: System successfully recovered from temporary I/O error.

Response: No action required. This reference code is logged for information only.

57469804

Explanation: System successfully recovered from temporary I/O error.

Response: No action required. This reference code is logged for information only.

57469805

Explanation: System successfully recovered from temporary I/O error.

Response: No action required. This reference code is logged for information only.

57469806

Explanation: System successfully recovered from temporary I/O error.

Response: No action required. This reference code is logged for information only.

57469810

Explanation: Problem analysis has determined a part should be replaced.

Response: This reference code is used for ending Online Problem Analysis with a list of failing items. (Information Only.)

57469899

Explanation: Problem analysis completed, the problem has been corrected.

Response: This reference code is used for ending Online Problem Analysis when no problem was found or the problem was corrected.

57469900

Explanation: Licensed Internal Code for tape unit was not upgraded.

Response: The I/O processor loading of Licensed Internal Code (LIC) to the programmable tape unit was not completed.

The tape unit will continue to operate with the previous LIC. You may do either of the following:

- Wait for next IPL when the system will attempt to load the LIC for the tape drive again.
- Perform TUIPI04 to reset the IOP and the tape unit. When the IOP is reset, if the device has the wrong level of LIC, the IOP will attempt to load the new LIC.

Failing Item:

- USER
-

57469901

Explanation: Tape performance statistics logged.

Response: No action required. This reference code is logged for information only.

57469902

Explanation: An IOP dump was initiated.

Response: No action required.

57469903

Explanation: Tape device information logged.

Response: No action required. This reference code is logged for information only.

5746FFF6

Explanation: Tape volume statistics logged (no action required).

(574E) Reference codes

574E1310

Explanation: The I/O adapter resource not available.

Response: The I/O adapter error log is being filled faster than the errors are being reported to the system. Check other errors reported to the system and correct them.

574E3000

Explanation: A permanent failure occurred.

Failing Item:

- STORIOA
 - ANYBRDG
-

574E3020

Explanation: Storage subsystem configuration error.

Failing Item:

- SIP3150
-

574E3100

Explanation: Device bus interface error occurred.

Failing Item:

- SIP3150
-

574E3140

Explanation: System log entry only. No service action required.

574E3202

Explanation: Storage subsystem configuration error.

Response: The device is not supported in the current configuration. An I/O processor might be required.

Failing Item:

- SVCDOCS
-

574E3400

Explanation: Unknown resource error.

Failing Item:

- SIP3150
 - FI02112
 - STORIOA
-

- SASCABL
-

574E3401

Explanation: Device backplane problem.

Failing Item:

- SASEXP
 - DEVBPLN
-

574E3405

Explanation: An error occurred during task initialization for a removable media device. This SRC is logged when an error occurs and the removable media device driver cannot determine the device type or model.

Response: Perform the following:

- Check the Product Activity Log for other entries that indicate interface problems and work those problems.
- Check the device firmware level and apply the latest PTFs.
- Check for LIC logs with major code 2E00. Contact your next level of support with the information you have gathered.

Problem determination: IPL the IOP to retry the device identification process. If the error persists then contact your service provider.

Failing Item:

- PTFSRCH
-

574E34FF

Explanation: Format in progress.

Response: No action required. This reference code is logged for information only.

574E3601

Explanation: System log entry only. No service action required.

574E4010

Explanation: Configuration error.

Response: Incorrect connection between cascaded enclosures.

Failing Item:

574E4020 • 574E4160

- SIP3142

574E4020

Explanation: Configuration error.

Response: Number of connections exceed I/O adapter design limits.

Failing Item:

- SIP3143

574E4030

Explanation: Configuration error.

Response: Incorrect multipath connection.

Failing Item:

- SIP3144

574E4040

Explanation: Configuration error.

Response: Incomplete multipath connection between I/O adapter and enclosure.

Failing Item:

- SIP3144

574E4041

Explanation: Incomplete multipath connection.

Response: Incomplete multipath connection between device backplane and device.

Failing Item:

- SIP3146

574E4050

Explanation: Enclosure does not support required multipath function.

Failing Item:

- SIP3148

574E4060

Explanation: Multipath redundancy level reduced.

Response: A redundant disk unit connection has failed.

Failing Item:

- SIP3153
- SASCABL
- SASEXP

574E4061

Explanation: Multipath redundancy level increased.

Response: A redundant disk unit connection has been restored. No service action is required.

574E4070

Explanation: System log entry only. No service action required.

574E4100

Explanation: Device bus fabric error.

Failing Item:

- SIP3152
- SASCABL
- SASEXP
- DEVBPLN
- STORIOA
- FI01105

574E4101

Explanation: Temporary device bus fabric error.

Failing Item:

- SIP3152

574E4110

Explanation: Unsupported enclosure function detected.

Failing Item:

- SIP3145

574E4150

Explanation: I/O adapter detected PCI bus error.

Response: If this event appears in a serviceable event view, work with the failing item list found there. If this event does not appear in a serviceable event view, no service action is required.

Failing Item:

- BACKPLN
- STORIOA

574E4160

Explanation: I/O adapter detected and recovered a PCI bus error.

Response: If this event appears in a serviceable event view, work with the failing item list found there. If this event does not appear in a serviceable event view, no service action is required.

Failing Item:

- BACKPLN
- STORIOA

574E70DD

Explanation: Disrupt device command completed successfully.

574E8008

Explanation: A permanent failure has occurred in the cache battery pack or capacitive cache power card.

Response: Under a certain configuration, this SRC may not represent an error that requires a service action. Depending on the configuration of the system, the Storage IOA may have been altered and/or the Storage IOA Cache may have been disabled to allow attachment of OEM Storage that emulates a Load Source drive. If this is the case, this error will be posted each time the IOA is IPLed and it can be ignored.

Failing Item:

- CACHBAT
- STORIOA
- FEATCRD

574E8009

Explanation: Impending failure in the cache battery pack or capacitive cache power card.

Failing Item:

- CACHBAT

574E8100

Explanation: Licensed Internal Code error.

Failing Item:

- PTFSRCH
- STORIOA

574E8130

Explanation: IOA detected recoverable device bus error.

Response: If this event appears in a serviceable event view, work with the failing item list found there. If this event does not appear in a serviceable event view, no service action is required.

Failing Item:

- SIP3150

574E8140

Explanation: IOA detected recoverable device bus error.

Response: If this event appears in a serviceable event view, work with the failing item list found there. If this event does not appear in a serviceable event view, no service action is required.

Failing Item:

- SIP3150

574E8141

Explanation: IOA detected recoverable device error.

Response: No action is required. This reference code is logged for information only.

574E8145

Explanation: Disk device detected recoverable error.

Response: This error is logged against the storage controller resource. Contact your next level of support to determine the part number and location code of the device.

Failing Item:

- NEXTLVL

574E8146

Explanation: Disk device detected recoverable error.

Failing Item:

- FI01105

574E8150

Explanation: A permanent failure occurred.

Response: Under a certain configuration, this SRC may not represent an error that requires a service action. Depending on the configuration of the system, the Storage IOA may have been altered and/or the Storage IOA Cache may have been disabled to allow attachment of OEM Storage that emulates a Load Source drive. If this is the case, this error will be posted each time the IOA is IPLed and it can be ignored.

Failing Item:

- STORIOA
- ANYBRDG

574E8151

Explanation: Licensed Internal Code error.

Failing Item:

- PTFSRCH
- STORIOA

574E8155

Explanation: A permanent failure occurred.

Failing Item:

- PTFSRCH
- STORIOA

574E8156

Explanation: A permanent failure occurred.

Failing Item:

- PTFSRCH
- STORIOA

574E8157

Explanation: I/O adapter card error. The actions and Failing Item list in the Service Action Log will vary based on the conditions this event was logged for.

Response: The FRU list in the Service Action Log will vary based on the conditions this event was logged for. Perform the following:

1. Display the Service Action Log entry for this SRC.
2. If the Failing Item indicates SVCDOCS, then continue with this step. Otherwise go to the next step. Do NOT replace the I/O adapter. This is a recoverable error.
 - LIC will automatically re-IPL the virtual I/O processor associated with the adapter. Other resources attached to the virtual I/O processor may need to be Varied On.
 - If the virtual I/O processor or adapter are not operational then use Hardware Service Manager to manually re-IPL the virtual I/O processor and Vary On attached resources.
 - If manually reIPL-ing the virtual I/O processor fails then contact your next level of support. This ends the procedure.
3. If the Failing Item indicates an I/O adapter, then replace the I/O adapter. Check the list below to determine if the adapter type you are replacing has multiple physical parts.

Problem determination: Perform the following:

1. Display the Service Action Log entry for this SRC.
2. If the Failing Item indicates SVCDOCS, then continue with this step. Otherwise go to the next step. Do NOT replace the I/O adapter. This is a recoverable error.
 - LIC will automatically re-IPL the virtual I/O processor associated with the adapter. Other resources attached to the virtual I/O processor may need to be Varied On.
 - If the virtual I/O processor or adapter are not operational then use Hardware Service Manager

to manually re-IPL the virtual I/O processor and Vary On attached resources.

- If manually reIPL-ing the virtual I/O processor fails then contact your next level of support. This ends the procedure.
3. If the Failing Item indicates an I/O adapter, then contact your next level of support to replace the I/O adapter.

Failing Item:

- SVCDOCS
- STORIOA

574E8300

Explanation: IOA hardware error or PCI bus error.

Problem determination: Perform the following:

1. Examine the location code of the adapter to determine if the adapter is in the system unit or an expansion unit. If the adapter is in an expansion unit, continue with the next step. Otherwise this ends the procedure.
2. If multiple storage adapters in the same expansion unit logged reference code xxxx8300 as a serviceable event at about the same time, continue with the next step. Otherwise this ends the procedure.
3. Suspect a problem with the connection to the enclosure. The problem may have been temporary while working on the unit or while working on the connection or cable(s) to the unit. If the adapter problems were created while working on the unit or working on the connection to the unit, go to step 5.
4. Search for problems logged at about the same time and call out the FRUs that connect the expansion unit to the system unit including the cable(s). Work those problems first, then return to the next step in this procedure.
5. Use Hardware Service Manager (HSM) to verify that the adapters have returned to operational status. Close reference code xxxx8300 problems for adapters that have returned to operational status. Expansion units attached to system units using Light Path service indicators may have activated the FRU fault indicators for those adapters. Use the Service Action Log (SAL) to turn off the FRU fault indicators for adapters that have returned to operational status.
6. Work reference code xxxx8300 problems for any adapters that have not returned to operational status. This ends the procedure.

Failing Item:

- STORIOA
 - ANYBRDG
 - PTFSRCH
-

574E8301

Explanation: Not valid condition in Licensed Internal Code.

Failing Item:

- PTFSRCH
 - STORIOA
-

574E8302

Explanation: Missing Licensed Internal Code.

Response: Ensure that the code necessary to support this I/O adapter is loaded.

Failing Item:

- SVCDOCS
 - STORIOA
-

574E8400

Explanation: Licensed Internal Code error.

Failing Item:

- PTFSRCH
-

574E8404

Explanation: System log entry only. No service action required.

574E9000

Explanation: Device error.

Failing Item:

- FI01105
 - STORIOA
-

574E9001

Explanation: Device configuration error.

Failing Item:

- NEXTLVL
-

574E9002

Explanation: Device error.

Failing Item:

- NEXTLVL
-

574E9008

Explanation: I/O card does not support functions expected by devices.

Failing Item:

- SIP3130

574E9010

Explanation: Cache data associated with attached devices cannot be found.

Failing Item:

- SIP3120
-

574E9011

Explanation: Cache data belongs to devices other than those attached.

Failing Item:

- NEXTLVL
-

574E9020

Explanation: Two or more disk units missing from RAID-5 or RAID-6 array.

Failing Item:

- SIP3111
-

574E9021

Explanation: Two or more disk units missing from RAID-5 or RAID-6 array.

Failing Item:

- SIP3111
-

574E9022

Explanation: Two or more disk units missing from RAID-5 or RAID-6 array.

Failing Item:

- SIP3111
-

574E9023

Explanation: One or more array members not in required physical locations.

Failing Item:

- SIP3112
-

574E9024

Explanation: Array member physical location conflicts with another array.

Failing Item:

- NEXTLVL
-

574E9025

Explanation: Incompatible device.

Response: An incompatible device is at the physical

574E9026 • 574E9050

location of the device which is causing the array to be exposed.

Failing Item:

- SIP3110
 - FI02112
-

574E9026

Explanation: Disk unit not found at required physical location.

Response: A previously exposed disk unit in an array was not found at the required physical location.

Failing Item:

- NEXTLVL
-

574E9027

Explanation: Array not functional due to parity out of synchronization.

Response: Array is or would become exposed and parity data is out of synchronization.

Failing Item:

- SIP3113
-

574E9028

Explanation: Maximum number of functional arrays has been exceeded.

Response: Reduce the number of arrays on this I/O adapter. Either move all the devices in an array to another I/O adapter that supports arrays, or stop an array on this I/O adapter.

Failing Item:

- SVCDOCS
-

574E9029

Explanation: Maximum number of functional array members has been exceeded.

Response: Contact your next level of support.

Failing Item:

- NEXTLVL
-

574E9030

Explanation: Array no longer protected due to missing or failed disk unit.

Failing Item:

- SIP3110
 - FI02112
-

574E9031

Explanation: Automatic rebuild initiated for array.

Response: Either a previous rebuild was interrupted and was automatically restarted, or a hot spare disk unit was used to automatically rebuild the array. Look for other reference codes and take action on them.

574E9032

Explanation: A disk unit in an array is missing or failed.

Response: The array is still protected, but the disk unit should be replaced.

Failing Item:

- SIP3110
 - FI02112
-

574E9040

Explanation: Re-synchronization of array parity was initiated.

Response: No action required.

574E9041

Explanation: Background array parity check detected and corrected errors.

Response: Call your next level of support to report the problem.

Failing Item:

- NEXTLVL
-

574E9042

Explanation: Background parity check corrected errors on disk unit.

Response: Call your next level of support to report the problem.

Failing Item:

- NEXTLVL
-

574E9050

Explanation: Required cache data not found for one or more disk units.

Failing Item:

- SIP3131
-

574E9051

Explanation: Cache data exists for one or more missing or failed devices.

Failing Item:

- SIP3132
-

574E9052

Explanation: Cache data exists for one or more modified devices.

Response: Contact your next level of support.

Failing Item:

- NEXTLVL
-

574E9054

Explanation: IOA resources not available due to previous problems.

Failing Item:

- SIP3121
-

574E9055

Explanation: Write cache data is available for attached storage IOA.

Response: No service action required.

574E9070

Explanation: System log entry only. No service action required.

574E9071

Explanation: Link from IOA to auxiliary or remote IOA is operational.

Response: No service action required.

574E9072

Explanation: Link from IOA to auxiliary or remote IOA is non-operational.

Response: No service action required.

574E9073

Explanation: Multiple I/O adapters connected in a not valid configuration.

Failing Item:

- SIP3140

574E9074

Explanation: Multiple I/O adapters connected in a not valid configuration.

Response: Multiple I/O adapters not capable of similar functions or controlling the same set of devices.

Failing Item:

- SIP3141
-

574E9075

Explanation: Incomplete multipath connection between IOA and remote IOA.

Failing Item:

- SIP3149
-

574E9076

Explanation: Missing auxiliary IOA or remote IOA.

Failing Item:

- SIP3147
-

574E9081

Explanation: Device error.

Failing Item:

- FI01105
 - STORIOA
-

574E9082

Explanation: Device error.

Failing Item:

- FI01105
 - STORIOA
-

574E9083

Explanation: System log entry only. No service action required.

574E9084

Explanation: System log entry only. No service action required.

574E9090

Explanation: Disk unit has been modified after the last known status.

Response: Use Hardware Service Manager to re-IPL the virtual I/O processor that is associated with this I/O adapter. Other resources attached to the virtual I/O processor may then need to be Varied On.

574E9091 • 574F3400

If any reference codes are surfaced, use the new reference code to resolve the problem.

If you cannot resolve the problem, contact your next level of support.

Failing Item:

- SVCDOCS
-

574E9091

Explanation: Incorrect hardware configuration change detected.

Response: Use Hardware Service Manager to re-IPL the virtual I/O processor that is associated with this I/O adapter. Other resources attached to the virtual I/O processor may then need to be Varied On.

If any reference codes are surfaced, use the new reference code to resolve the problem.

If you cannot resolve the problem, contact your next level of support.

Failing Item:

- SVCDOCS
-

574E9092

Explanation: Disk unit requires initialization before use.

Failing Item:

- SIP3134
-

574E9500

(574F) Reference codes

574F1310

Explanation: I/O adapter resource not available.

Response: The I/O adapter error log is being filled faster than the errors are being reported to the system. Check other errors reported to the system and correct them.

574F3006

Explanation: System bus error.

Failing Item:

- AUXIOA
 - ANYBRDG
 - IOP
-

574F3100

Explanation: Interface error.

Response: Error occurred on SCSI bus 0.

Explanation: Internal program error in driver code.

Failing Item:

- PTFSRCH
-

574E9903

Explanation: Tape device information was logged. Informational event, no service required.

574EC000

Explanation: System log entry only. No service action required.

Response: No action is required. This reference code is logged for information only.

574EC402

Explanation: Licensed Internal Code error.

Response: Ask your next level of support for assistance.

Failing Item:

- PTFSRCH
-

574EFF3D

Explanation: I/O adapter detected a recoverable error.

Failing Item:

- STORIOA
 - ANYBRDG
-

Failing Item:

- AUXCBL
 - AUXIOA
 - PRIMIOA
-

574F3101

Explanation: Interface error.

Response: Error occurred on SCSI bus 1.

Failing Item:

- AUXCBL
 - AUXIOA
 - PRIMIOA
-

574F3400

Explanation: SCSI resource error.

Failing Item:

- AUXCBL

- PRIMIOA

574F6075

Explanation: I/O processor resource not available.

Failing Item:

- PTFSRCH
-

574F8008

Explanation: A permanent cache battery pack failure occurred.

Response: NOTE: Under a certain configuration, this SRC may not represent an error that requires a service action. Depending on the configuration of the system, the Storage IOA may have been altered and/or the Storage IOA Cache may have been disabled to allow attachment of OEM Storage that emulates a Load Source drive. If this is the case, this error will be posted each time the IOA is IPLed and it can be ignored.

Failing Item:

- CACHBAT
 - AUXIOA
-

574F8009

Explanation: Impending cache battery pack failure.

Failing Item:

- CACHBAT
-

574F8130

Explanation: IOA detected recoverable SCSI bus error.

Response: An error occurred on SCSI bus 0. No action is required. This reference code is logged for information only.

574F8131

Explanation: IOA detected recoverable SCSI bus error.

Response: An error occurred on SCSI bus 1. No action is required. This reference code is logged for information only.

574F8140

Explanation: IOA detected recoverable SCSI bus error.

Response: No action is required. This reference code is logged for information only.

574F8141

Explanation: IOA detected recoverable SCSI resource error.

Response: No action is required. This reference code

is logged for information only.

574F8145

Explanation: A recoverable error occurred.

Failing Item:

- AUXIOA
-

574F8150

Explanation: A permanent failure occurred.

Response: NOTE: Under a certain configuration, this SRC may not represent an error that requires a service action. Depending on the configuration of the system, the Storage IOA may have been altered and/or the Storage IOA Cache may have been disabled to allow attachment of OEM Storage that emulates a Load Source drive. If this is the case, this error will be posted each time the IOA is IPLed and it can be ignored.

Failing Item:

- AUXIOA
 - ANYBRDG
-

574F8151

Explanation: Licensed Internal Code error.

Failing Item:

- PTFSRCH
 - AUXIOA
-

574F8155

Explanation: A permanent failure occurred.

Failing Item:

- PTFSRCH
 - AUXIOA
-

574F8156

Explanation: A permanent failure occurred.

Failing Item:

- PTFSRCH
 - AUXIOA
-

574F8157

Explanation: I/O adapter card temporary error.

Response: Display the Service Action Log entry for this SRC. If the Failing Item indicates I/O adapter, then replace the I/O adapter. If the Failing Item indicates SVCDOCS, then do NOT replace the I/O adapter. This is a recoverable error. Perform the following for the I/O processor that the I/O adapter is attached to:

1. If the I/O Processor is not operable and disk units

574F8300 • 574FFF3D

are attached, use Hardware Service Manager to re-IPL the IOP. Other resources attached to the IOP may then need to be Varied On.

2. If disk units are not attached, perform the VRYCFG RESET(*YES) command to reset the IOP and Vary On attached resources.

Failing Item:

- SVCDOCS

574F8300

Explanation: IOA hardware or PCI bus error.

Failing Item:

- AUXIOA
- ANYBRDG
- PTFSRCH

574F8301

Explanation: Not valid condition in Licensed Internal Code.

Failing Item:

- PTFSRCH
- AUXIOA

574F8302

Explanation: Missing Licensed Internal Code.

Response: Ensure that the code necessary to support this I/O adapter is loaded.

Failing Item:

- SVCDOCS
- AUXIOA

574F9055

Explanation: Write cache data is available for attached storage IOA.

Response: No service action required.

574F9071

Explanation: Link from IOA to auxiliary cache IOA went operational.

Response: No service action required.

574F9072

Explanation: Link from IOA to auxiliary cache IOA went non-operational.

Response: No service action required.

574F9073

Explanation: Disconnected, incompatible, or non-operational storage IOA.

Failing Item:

- IOPIP41

574FFF3D

Explanation: I/O adapter detected recoverable error.

Failing Item:

- AUXIOA
- ANYBRDG

(5755) Reference codes

A tape or tape library device failure occurred.

Note: Use this table to handle reference codes that might be displayed during a type D IPL to install the operating system. If you are not performing a type D IPL of the operating system, consult any error logs found in the serviceable event view. If you cannot locate an error log in the serviceable event view that corresponds with the failure, run a verification test for the tape unit.

1. Verify that the device has power.
2. Check the device for any error indications. Refer to the device service information to resolve any error indications.
3. Clean the recording head in the tape device.
4. Attempt the failing operation again. Does the operation complete successfully?

Yes: You have corrected the problem. **This ends the procedure.**

No: Look at the 8 rightmost characters of the Data display for Function 11, which represent the reference code. Find the reference code in the following list.

57553000

Explanation: I/O adapter hardware error detected.

Failing Item:

- FI01112

- An unsupported device type or model is attached.

Failing Item:

- TAPCNFG
- FI00871
- PTFSRCH

57553202

Explanation: Tape unit configuration error.

Response: Before exchanging any parts, verify that the following condition is not present:

- The attached device type or model is only supported on an I/O adapter that is attached to an I/O processor.

Failing Item:

- TAPCNFG
- FI00871

57559100

Explanation: Interface error detected by system or by tape unit.

Response: If the attached device is an external device, do the following before exchanging any parts:

1. Ensure that the signal cable is seated correctly, and that there are no bent or damaged pins on the cable.
2. For a SCSI attached device ensure that a terminating plug is attached to the device end of the cable.

57553400

Explanation: Device error has occurred.

Failing Item:

- FI00872
- DEVTERM
- FI00871
- FI01103
- FI01106

If the attached tape device is owned by a Virtual I/O Server partition refer to Troubleshooting the Virtual I/O Server to determine the parts to replace.

Failing Item:

- FI00871
- FI01112
- FI00872
- DEVTERM

57559020

Explanation: Tape unit configuration error.

Response: Before exchanging any parts, verify that the following conditions are not present:

- Tape and DASD devices attached to an I/O Processor that does not support Tape and Dasd devices at the same time.

57559101

Explanation: Fibre Channel interface error detected.

Response: If the attached device is an external device, do the following before exchanging any parts:

1. Ensure that the Fibre Channel cable is correctly connected to the ports.
2. Clean the Fibre Channel connectors.

3. If there is a switch or hub attached, verify that it is operational.
4. If there is a gateway device attached, refer to the gateway device service documentation for additional problem analysis procedures.
5. refer to the tape device service documentation for additional problem analysis procedures.

If the attached tape device is owned by a Virtual I/O Server partition refer to Troubleshooting the Virtual I/O Server to determine the parts to replace.

Failing Item:

- FCIOA
- FCDEV
- FCCABLE

57559102

Explanation: Gateway device detected a SCSI interface error.

Response: Use the gateway device service documentation to analyze the problem.

Failing Item:

- FI00871
- FCGATE
- FI00872
- DEVTERM

57559103

Explanation: Interface error detected by system or by tape unit.

Response: If the attached device is an external tape device, do the following before exchanging any parts:

1. Ensure that the SAS cable is correctly connected to the ports.
2. Ensure that the device has power.

If the attached tape device is owned by a Virtual I/O Server partition refer to Troubleshooting the Virtual I/O Server to determine the parts to replace.

Failing Item:

- FI00871
- FI01112
- SASCABL

57559104

Explanation: Interface error detected by system or by tape unit.

Response: If the attached device is an external tape device, do the following before exchanging any parts:

1. Ensure that the USB cable is correctly connected to the ports.
2. Ensure that the device has power.

If the attached tape device is owned by a Virtual I/O Server partition refer to Troubleshooting the Virtual I/O Server to determine the parts to replace.

Failing Item:

- USB_DEV
- USB_IOA
- USB_CBL

57559200

Explanation: Tape unit is not responding.

Response: If the attached device is an external device, do the following before exchanging any parts:

1. Ensure that the device is powered on.
2. Ensure that the signal cable is seated correctly, and that there are no bent or damaged pins on the cable.
3. For a SCSI attached device ensure that a terminating plug is attached to the device end of the SCSI cable.

If the attached tape device is owned by a Virtual I/O Server partition refer to Troubleshooting the Virtual I/O Server to determine the parts to replace.

Failing Item:

- FI00871
- FI01112
- FI00872
- DEVTERM

57559201

Explanation: Tape unit command timeout.

Response: If the attached device is an external device, do the following before exchanging any parts:

1. Ensure that the device is powered on.
2. If an interposer is required, make sure that it is connected between the I/O processor and the SCSI cable.
3. Ensure that the signal cable is seated correctly, and that there are no bent or damaged pins on the SCSI cable.
4. Ensure that a terminating plug is attached to the device end of the SCSI cable.
5. If the attached tape device is owned by a Virtual I/O Server partition it may be necessary to reset the virtual IOP to recover from the error.

Failing Item:

- FI00871
- FI01112

- FI00872
- DEVTERM
- MEDIA

57559202

Explanation: Tape unit failed after Licensed Internal Code was loaded.

Response: If the attached device is an external device, do the following before exchanging any parts:

1. Ensure that the device is powered on.
2. If an interposer is required, make sure that it is connected between the I/O processor and the SCSI cable.
3. Ensure that the SCSI cable is seated correctly, and that there are no bent or damaged pins on the SCSI cable.
4. Ensure that a terminating plug is attached to the device end of the SCSI cable.

Failing Item:

- FI00871
- FI01112
- FI00872
- DEVTERM

57559210

Explanation: Illegal or unsupported tape unit response.

Failing Item:

- FI00871
- FI01112
- PTFSRCH

57559211

Explanation: Gateway device detected a bus protocol error.

Response: Use the gateway device service documentation to analyze the problem.

Failing Item:

- FCGATE
- FCIOA
- FI00871
- ANYFC
- FCCABLE
- FI00872
- DEVTERM

57559220

Explanation: Hardware configuration change detected.

Response: The tape device or tape library device has reported a configuration change that requires the I/O processor to be reset. Reset the I/O processor before using the device.

57559221

Explanation: I/O path change occurred.

Response: No action required. This reference code is logged for information only.

57559300

Explanation: Tape unit failure.

Failing Item:

- FI00871

57559301

Explanation: Tape device failure, redundancy lost.

Response: The tape unit detected a hardware failure that does not prevent the tape unit from completing the current operation.

Failing Item:

- FI00871

57559302

Explanation: Tape device failure or media error.

Response: The tape unit detected a failure that may be caused by a hardware failure or a media error.

Refer to the tape unit service information for possible information on diagnostic tests that can be run to isolate between hardware and media failures.

Failing Item:

- MEDIA
- FI00871

57559303

Explanation: Gateway device failure.

Response: Use the gateway device service documentation to analyze the problem.

Failing Item:

- FCGATE

57559304

Explanation: Tape unit failure.

Response: Before exchanging any parts, do the following:

1. Ensure that the EKM/TKLM server is operational and properly configured.
2. Ensure that the mounted cartridge is in the EKM/TKLM server database.

Failing Item:

- USER
 - FI00871
-

57559310

Explanation: Licensed Internal Code for the tape unit is not correct.

Failing Item:

- PTFSRCH
 - FI00871
-

57559320

Explanation: Tape device Licensed Internal Code failure.

Failing Item:

- FI00130
 - FI00871
-

57559321

Explanation: Gateway device Licensed Internal Code error.

Response: Use the gateway device service documentation to analyze the problem.

Failing Item:

- FCCODE
-

57559350

Explanation: Tape unit detected a read or write error on tape medium.

Response: A permanent read or write error occurred. Clean the tape unit and retry the operation.

If cleaning the tape unit does not correct the problem, exchange the tape media.

Failing Item:

- MEDIA
 - TAPCLN
 - FI00871
-

57559351

Explanation: Tape with excessive error rate was mounted in tape device.

Response: The tape unit detected that the mounted tape cartridge has a history of excessive read and write errors. It is recommended that you exchange the tape cartridge.

Failing Item:

- MEDIA
 - TAPCLN
 - FI00871
-

57559355

Explanation: The data format is incorrect; the tape cannot be read.

Response: The tape unit has detected that the data format on the tape media is not supported or that the tape media is defective. Do the following before exchanging any parts:

1. Initialize the tape to a different format.
2. Clean the tape unit.

If the operation continues to fail, use a different tape cartridge.

Failing Item:

- USER
 - MEDIA
 - TAPCLN
 - FI00871
-

57559500

Explanation: Licensed Internal Code error.

Response: If the system is operational, perform a dump of the I/O processor data.

Failing Item:

- PTFSRCH
-

57559501

Explanation: Licensed Internal Code error.

Failing Item:

- PTFSRCH
-

57559800

Explanation: System successfully recovered from temporary I/O error.

Response: No action required. This reference code is logged for information only.

57559801

Explanation: System successfully recovered from temporary I/O error.

Response: No action required. This reference code is logged for information only.

57559802

Explanation: System successfully recovered from temporary I/O error.

Response: No action required. This reference code is logged for information only.

57559803

Explanation: System successfully recovered from temporary I/O error.

Response: No action required. This reference code is logged for information only.

57559804

Explanation: System successfully recovered from temporary I/O error.

Response: No action required. This reference code is logged for information only.

57559805

Explanation: System successfully recovered from temporary I/O error.

Response: No action required. This reference code is logged for information only.

57559806

Explanation: System successfully recovered from temporary I/O error.

Response: No action required. This reference code is logged for information only.

57559810

Explanation: Problem analysis has determined a part should be replaced.

Response: This reference code is used for ending Online Problem Analysis with a list of failing items. (Information Only.)

(5767) Reference codes

5767A001

Explanation: I/O adapter Licensed Internal Code error detected.

57559899

Explanation: Problem analysis completed, the problem has been corrected.

Response: This reference code is used for ending Online Problem Analysis when no problem was found or the problem was corrected.

57559900

Explanation: Licensed Internal Code for tape unit was not upgraded.

Response: The I/O processor loading of Licensed Internal Code (LIC) to the programmable tape unit was not completed.

The tape unit will continue to operate with the previous LIC. You may do either of the following:

- Wait for next IPL when the system will attempt to load the LIC for the tape drive again.
- Perform TUIPI04 to reset the IOP and the tape unit. When the IOP is reset, if the device has the wrong level of LIC, the IOP will attempt to load the new LIC.

Failing Item:

- USER
-

57559901

Explanation: Tape performance statistics logged.

Response: No action required. This reference code is logged for information only.

57559902

Explanation: An IOP dump was initiated.

Response: No action required.

57559903

Explanation: Tape device information logged.

Response: No action required. This reference code is logged for information only.

5755FFF6

Explanation: Tape volume statistics logged (no action required).

Failing Item:

- AJDGP01
-

5767B9B0

5768A001 • 576B3121

Explanation: I/O adapter hardware error detected.

Failing Item:

- IOA
- AJDGP01

(5768) Reference codes

5768A001

Explanation: I/O adapter Licensed Internal Code error detected.

Failing Item:

- AJDGP01

Explanation: I/O adapter hardware error detected.

Failing Item:

- IOA
- AJDGP01

5768B9B0

(576A) Reference codes

576AA001

Explanation: I/O adapter Licensed Internal Code error detected.

Failing Item:

- AJDG301

Explanation: I/O adapter hardware error detected.

Failing Item:

- IOA
- AJDG301

576AB9B0

(576B) Reference codes

576B3020

Explanation: Configuration error on port 0.

Response: Too many devices have been configured on port 0. Change the configuration.

Failing Item:

- SVCDOCS

Explanation: Interface error on port 1.

Failing Item:

- FCINTF
- ANYFC
- FCIOA
- OPT_CLN

576B3021

Explanation: Configuration error on port 1.

Response: Too many devices have been configured on port 1. Change the configuration.

Failing Item:

- SVCDOCS

576B3120

Explanation: An open port was detected on port 0.

Problem determination: Perform the following steps:

1. Check for a missing cable or wrap connector.
2. This error can occur when a shared device is being moved from one LPAR to another LPAR and the port was left open.
3. This error can occur if there is a port or link failure. If you have eliminated the above possibilities contact your next level of support.

Failing Item:

- FCPORT
- FCIOA
- FCDEV
- OPT_CLN

576B3100

Explanation: Interface error on port 0.

Failing Item:

- FCINTF
- ANYFC
- FCIOA
- OPT_CLN

576B3121

576B3101

Explanation: An open port was detected on port 1.

Problem determination: Perform the following steps:

1. Check for a missing cable or wrap connector.
2. This error can occur when a shared device is being moved from one LPAR to another LPAR and the port was left open.
3. This error can occur if there is a port or link failure. If you have eliminated the above possibilities contact your next level of support.

Failing Item:

- FCPORT
- FCIOA
- FCDEV
- OPT_CLN

576B3140

Explanation: Port 0 is now operational.

Response: This reference code and the 3120 reference code that occurred before it require no service action, since the port is now operational.

576B3141

Explanation: Port 1 is now operational.

Response: This reference code and the 3121 reference code that occurred before it require no service action, since the port is now operational.

576B3400

Explanation: Device error.

Failing Item:

- FCDEV
- FCINTF
- ANYFC
- FCIOA
- OPT_CLN

576B3405

Explanation: An error occurred during task initialization for a removable media device. This SRC is logged when an error occurs and the removable media device driver cannot determine the device type or model.

Response: Perform the following:

- Check the Product Activity Log for other entries that indicate interface problems and work those problems.
- Check the device firmware level and apply the latest PTFs.

- Check for LIC logs with major code 2E00. Contact your next level of support with the information you have gathered.

Problem determination: IPL the IOP to retry the device identification process. If the error persists then contact your service provider.

Failing Item:

- PTFSRCH

576B34FF

Explanation: Format in progress.

Response: The device indicated that a format is in progress. When the format is complete, the device should be usable. No action is required. This reference code is logged for information only.

576B4150

Explanation: I/O adapter detected PCI bus error.

Response: If this event appears in a serviceable event view, work with the failing item list found there. If this event does not appear in a serviceable event view, no service action is required.

Failing Item:

- BACKPLN
- FCIOA

576B8100

Explanation: Licensed Internal Code error.

Failing Item:

- PTFSRCH
- FCIOA

576B8130

Explanation: Recovered Fibre Channel interface error on port 0.

Response: No action required. This reference code is logged for information only.

576B8131

Explanation: Recovered Fibre Channel interface error on port 1.

Response: No action required. This reference code is logged for information only.

576B8150

Explanation: A permanent I/O adapter failure occurred.

Failing Item:

576B8151 • 576BC402

- FCIOA
- ANYBRDG
- OPT_CLN

576B8151

Explanation: Licensed Internal Code error.

Failing Item:

- PTFSRCH
- FCIOA

576B8300

Explanation: IOA hardware error or PCI bus error.

Failing Item:

- FCIOA
- ANYBRDG
- PTFSRCH
- OPT_CLN

576B8301

Explanation: Not valid condition in Licensed Internal Code.

Failing Item:

- PTFSRCH
- FCIOA
- OPT_CLN

576B8302

Explanation: Missing Licensed Internal Code.

Response: Ensure that the code necessary to support this I/O adapter is loaded.

Failing Item:

- SVCDOCS
- FCIOA
- OPT_CLN

576B9500

Explanation: Internal program error in driver code.

Failing Item:

- PTFSRCH

576B9903

Explanation: Tape device information was logged. Informational event, no service required.

576BB000

Explanation: System log entry only, no service action required.

Response: No action is required. This reference code is logged for information only.

576BB402

Explanation: Licensed Internal Code error.

Failing Item:

- PTFSRCH

576BC000

Explanation: System log entry only, no service action required.

Response: No action is required. This reference code is logged for information only.

576BC402

Explanation: Licensed Internal Code error.

Failing Item:

- PTFSRCH

(576C) Reference codes

576CA001

Explanation: Communications I/O adapter software error or failure configuring hardware.

Failing Item:

- NEXTLVL

- FI00719
- AJDGP01
- MA_BRDG

576CB940

Explanation: I/O adapter hardware error detected.

Failing Item:

576CB941

Explanation: One of the ports on the IOA has failed.

Failing Item:

- FI00719
- AJDGP01

(576D) Reference codes

576DA001

Explanation: I/O adapter Licensed Internal Code error detected.

Failing Item:

- AJDG301

Explanation: I/O adapter hardware error detected.

Failing Item:

- IOA
- AJDG301

576DB9B0

(576E) Reference codes

576EA001

Explanation: I/O adapter Licensed Internal Code error detected.

Failing Item:

- AJDG301

Explanation: I/O adapter hardware error detected.

Failing Item:

- IOA
- AJDG301

576EB9B0

(576F) Reference codes

576FA001

Explanation: I/O adapter Licensed Internal Code error detected.

Failing Item:

- AJDGP01

576FB9B0

Explanation: I/O adapter hardware error detected.

Failing Item:

- FI00719
- AJDG301
- MA_BRDG

576FB9A0

Explanation: I/O adapter hardware error detected.

Failing Item:

- FI00719
- FI00718
- AJDGP01
- MA_BRDG

(5774) Reference codes

57743020

Explanation: Configuration error on port 0.

Response: Too many devices have been configured on port 0. Change the configuration.

Failing Item:

- SVCDOCS
-

57743021

Explanation: Configuration error on port 1.

Response: Too many devices have been configured on port 1. Change the configuration.

Failing Item:

- SVCDOCS
-

57743100

Explanation: Interface error on port 0.

Failing Item:

- FCINTF
 - ANYFC
 - FCIOA
 - OPT_CLN
-

57743101

Explanation: Interface error on port 1.

Failing Item:

- FCINTF
 - ANYFC
 - FCIOA
 - OPT_CLN
-

57743120

Explanation: An open port was detected on port 0.

Problem determination: Perform the following steps:

1. Check for a missing cable or wrap connector.
2. This error can occur when a shared device is being moved from one LPAR to another LPAR and the port was left open.
3. This error can occur if there is a port or link failure. If you have eliminated the above possibilities contact your next level of support.

Failing Item:

- FCPORT
 - FCIOA
 - FCDEV
-

- OPT_CLN
-

57743121

Explanation: An open port was detected on port 1.

Problem determination: Perform the following steps:

1. Check for a missing cable or wrap connector.
2. This error can occur when a shared device is being moved from one LPAR to another LPAR and the port was left open.
3. This error can occur if there is a port or link failure. If you have eliminated the above possibilities contact your next level of support.

Failing Item:

- FCPORT
 - FCIOA
 - FCDEV
 - OPT_CLN
-

57743140

Explanation: Port 0 is now operational.

Response: This reference code and the 3120 reference code that occurred before it require no service action, since the port is now operational.

57743141

Explanation: Port 1 is now operational.

Response: This reference code and the 3121 reference code that occurred before it require no service action, since the port is now operational.

57743400

Explanation: Device error.

Failing Item:

- FCDEV
 - FCINTF
 - ANYFC
 - FCIOA
 - OPT_CLN
-

57743405

Explanation: An error occurred during task initialization for a removable media device. This SRC is logged when an error occurs and the removable media device driver cannot determine the device type or model.

Response: Perform the following:

- Check the Product Activity Log for other entries that indicate interface problems and work those problems.
- Check the device firmware level and apply the latest PTFs.
- Check for LIC logs with major code 2E00. Contact your next level of support with the information you have gathered.

Problem determination: IPL the IOP to retry the device identification process. If the error persists then contact your service provider.

Failing Item:

- PTFSRCH

577434FF

Explanation: Format in progress.

Response: The device indicated that a format is in progress. When the format is complete, the device should be usable. No action is required. This reference code is logged for information only.

57744150

Explanation: I/O adapter detected PCI bus error.

Response: If this event appears in a serviceable event view, work with the failing item list found there. If this event does not appear in a serviceable event view, no service action is required.

Failing Item:

- BACKPLN
- FCIOA

57748100

Explanation: Licensed Internal Code error.

Failing Item:

- PTFSRCH
- FCIOA

57748130

Explanation: Recovered Fibre Channel interface error on port 0.

Response: No action required. This reference code is logged for information only.

57748131

Explanation: Recovered Fibre Channel interface error on port 1.

Response: No action required. This reference code is logged for information only.

57748150

Explanation: A permanent I/O adapter failure occurred.

Failing Item:

- FCIOA
- ANYBRDG
- OPT_CLN

57748151

Explanation: Licensed Internal Code error.

Failing Item:

- PTFSRCH
- FCIOA

57748300

Explanation: IOA hardware error or PCI bus error.

Failing Item:

- FCIOA
- ANYBRDG
- PTFSRCH
- OPT_CLN

57748301

Explanation: Not valid condition in Licensed Internal Code.

Failing Item:

- PTFSRCH
- FCIOA
- OPT_CLN

57748302

Explanation: Missing Licensed Internal Code.

Response: Ensure that the code necessary to support this I/O adapter is loaded.

Failing Item:

- SVCDOCS
- FCIOA
- OPT_CLN

57749500

Explanation: Internal program error in driver code.

Failing Item:

- PTFSRCH

57749903

Explanation: Tape device information was logged. Informational event, no service required.

5774B000

Explanation: System log entry only, no service action required.

Response: No action is required. This reference code is logged for information only.

5774B402

Explanation: Licensed Internal Code error.

Failing Item:

- PTFSRCH

5774C000

Explanation: System log entry only, no service action required.

Response: No action is required. This reference code is logged for information only.

5774C402

Explanation: Licensed Internal Code error.

Failing Item:

- PTFSRCH

(577D) Reference codes

577D3020

Explanation: Configuration error on port 0.

Response: Too many devices have been configured on port 0. Change the configuration.

Failing Item:

- SVCDOCS

577D3021

Explanation: Configuration error on port 1.

Response: Too many devices have been configured on port 1. Change the configuration.

Failing Item:

- SVCDOCS

577D3100

Explanation: Interface error on port 0.

Failing Item:

- FCINTF
- ANYFC
- FCIOA
- OPT_CLN

577D3101

Explanation: Interface error on port 1.

Failing Item:

- FCINTF
- ANYFC
- FCIOA
- OPT_CLN

577D3120

Explanation: An open port was detected on port 0.

Problem determination: Perform the following steps:

1. Check for a missing cable or wrap connector.
2. This error can occur when a shared device is being moved from one LPAR to another LPAR and the port was left open.
3. This error can occur if there is a port or link failure. If you have eliminated the above possibilities contact your next level of support.

Failing Item:

- FCPORT
- FCIOA
- FCDEV
- OPT_CLN

577D3121

Explanation: An open port was detected on port 1.

Problem determination: Perform the following steps:

1. Check for a missing cable or wrap connector.
2. This error can occur when a shared device is being moved from one LPAR to another LPAR and the port was left open.
3. This error can occur if there is a port or link failure. If you have eliminated the above possibilities contact your next level of support.

Failing Item:

- FCPORT
- FCIOA
- FCDEV
- OPT_CLN

577D3140

Explanation: Port 0 is now operational.

Response: This reference code and the 3120 reference code that occurred before it require no service action, since the port is now operational.

577D3141

Explanation: Port 1 is now operational.

Response: This reference code and the 3121 reference code that occurred before it require no service action, since the port is now operational.

577D3400

Explanation: Device error.

Failing Item:

- FCDEV
 - FCINTF
 - ANYFC
 - FCIOA
 - OPT_CLN
-

577D3405

Explanation: An error occurred during task initialization for a removable media device. This SRC is logged when an error occurs and the removable media device driver cannot determine the device type or model.

Response: Perform the following:

- Check the Product Activity Log for other entries that indicate interface problems and work those problems.
- Check the device firmware level and apply the latest PTFs.
- Check for LIC logs with major code 2E00. Contact your next level of support with the information you have gathered.

Problem determination: IPL the IOP to retry the device identification process. If the error persists then contact your service provider.

Failing Item:

- PTFSRCH
-

577D34FF

Explanation: Format in progress.

Response: The device indicated that a format is in progress. When the format is complete, the device should be usable. No action is required. This reference code is logged for information only.

577D4150

Explanation: I/O adapter detected PCI bus error.

Response: If this event appears in a serviceable event view, work with the failing item list found there. If this event does not appear in a serviceable event view, no service action is required.

Failing Item:

- BACKPLN
 - FCIOA
-

577D8100

Explanation: Licensed Internal Code error.

Failing Item:

- PTFSRCH
 - FCIOA
-

577D8130

Explanation: Recovered Fibre Channel interface error on port 0.

Response: No action required. This reference code is logged for information only.

577D8131

Explanation: Recovered Fibre Channel interface error on port 1.

Response: No action required. This reference code is logged for information only.

577D8150

Explanation: A permanent I/O adapter failure occurred.

Failing Item:

- FCIOA
 - ANYBRDG
 - OPT_CLN
-

577D8151

Explanation: Licensed Internal Code error.

Failing Item:

- PTFSRCH
 - FCIOA
-

577D8300

Explanation: IOA hardware error or PCI bus error.

Failing Item:

- FCIOA
-

577D8301 • 577F3120

- ANYBRDG
- PTFSRCH
- OPT_CLN

577D8301

Explanation: Not valid condition in Licensed Internal Code.

Failing Item:

- PTFSRCH
- FCIOA
- OPT_CLN

577D8302

Explanation: Missing Licensed Internal Code.

Response: Ensure that the code necessary to support this I/O adapter is loaded.

Failing Item:

- SVCDOCS
- FCIOA
- OPT_CLN

577D9500

Explanation: Internal program error in driver code.

Failing Item:

- PTFSRCH

577D9903

(577F) Reference codes

577F3020

Explanation: Configuration error on port 0.

Response: Too many devices have been configured on port 0. Change the configuration.

Failing Item:

- SVCDOCS

577F3021

Explanation: Configuration error on port 1.

Response: Too many devices have been configured on port 1. Change the configuration.

Failing Item:

- SVCDOCS

577F3100

Explanation: Interface error on port 0.

Explanation: Tape device information was logged. Informational event, no service required.

577DB000

Explanation: System log entry only, no service action required.

Response: No action is required. This reference code is logged for information only.

577DB402

Explanation: Licensed Internal Code error.

Failing Item:

- PTFSRCH

577DC000

Explanation: System log entry only, no service action required.

Response: No action is required. This reference code is logged for information only.

577DC402

Explanation: Licensed Internal Code error.

Failing Item:

- PTFSRCH

Failing Item:

- FCINTF
- ANYFC
- FCIOA
- OPT_CLN

577F3101

Explanation: Interface error on port 1.

Failing Item:

- FCINTF
- ANYFC
- FCIOA
- OPT_CLN

577F3120

Explanation: An open port was detected on port 0.

Problem determination: Perform the following steps:

1. Check for a missing cable or wrap connector.
2. This error can occur when a shared device is being moved from one LPAR to another LPAR and the port was left open.
3. This error can occur if there is a port or link failure. If you have eliminated the above possibilities contact your next level of support.

Failing Item:

- FCPORT
- FCIOA
- FCDEV
- OPT_CLN

577F3121

Explanation: An open port was detected on port 1.

Problem determination: Perform the following steps:

1. Check for a missing cable or wrap connector.
2. This error can occur when a shared device is being moved from one LPAR to another LPAR and the port was left open.
3. This error can occur if there is a port or link failure. If you have eliminated the above possibilities contact your next level of support.

Failing Item:

- FCPORT
- FCIOA
- FCDEV
- OPT_CLN

577F3140

Explanation: Port 0 is now operational.

Response: This reference code and the 3120 reference code that occurred before it require no service action, since the port is now operational.

577F3141

Explanation: Port 1 is now operational.

Response: This reference code and the 3121 reference code that occurred before it require no service action, since the port is now operational.

577F3400

Explanation: Device error.

Failing Item:

- FCDEV
- FCINTF
- ANYFC
- FCIOA
- OPT_CLN

577F3405

Explanation: An error occurred during task initialization for a removable media device. This SRC is logged when an error occurs and the removable media device driver cannot determine the device type or model.

Response: Perform the following:

- Check the Product Activity Log for other entries that indicate interface problems and work those problems.
- Check the device firmware level and apply the latest PTFs.
- Check for LIC logs with major code 2E00. Contact your next level of support with the information you have gathered.

Problem determination: IPL the IOP to retry the device identification process. If the error persists then contact your service provider.

Failing Item:

- PTFSRCH

577F34FF

Explanation: Format in progress.

Response: The device indicated that a format is in progress. When the format is complete, the device should be usable. No action is required. This reference code is logged for information only.

577F4150

Explanation: I/O adapter detected PCI bus error.

Response: If this event appears in a serviceable event view, work with the failing item list found there. If this event does not appear in a serviceable event view, no service action is required.

Failing Item:

- BACKPLN
- FCIOA

577F8100

Explanation: Licensed Internal Code error or unexpected condition in LIC.

Problem determination: If this SRC appears in a serviceable event view then service is required. If this event does not appear in a serviceable event view then no service is required. The condition was temporary and it has been corrected.

Failing Item:

- PTFSRCH
- FCIOA

577F8130

Explanation: Recovered Fibre Channel interface error on port 0.

Response: No action required. This reference code is logged for information only.

577F8131

Explanation: Recovered Fibre Channel interface error on port 1.

Response: No action required. This reference code is logged for information only.

577F8150

Explanation: A permanent I/O adapter failure occurred.

Failing Item:

- FCIOA
- ANYBRDG
- OPT_CLN

577F8151

Explanation: Licensed Internal Code error.

Failing Item:

- PTFSRCH
- FCIOA

577F8300

Explanation: IOA hardware error or PCI bus error.

Failing Item:

- FCIOA
- ANYBRDG
- PTFSRCH
- OPT_CLN

577F8301

Explanation: Not valid condition in Licensed Internal Code.

Failing Item:

- PTFSRCH
- FCIOA
- OPT_CLN

(57B1) Reference codes

57B11310

Explanation: The I/O adapter resource not available.

Response: The I/O adapter error log is being filled

577F8302

Explanation: Missing Licensed Internal Code.

Response: Ensure that the code necessary to support this I/O adapter is loaded.

Failing Item:

- SVCDOCS
- FCIOA
- OPT_CLN

577F9500

Explanation: Internal program error in driver code.

Failing Item:

- PTFSRCH

577F9903

Explanation: Tape device information was logged. Informational event, no service required.

577FB000

Explanation: System log entry only, no service action required.

Response: No action is required. This reference code is logged for information only.

577FB402

Explanation: Licensed Internal Code error.

Failing Item:

- PTFSRCH

577FC000

Explanation: System log entry only, no service action required.

Response: No action is required. This reference code is logged for information only.

577FC402

Explanation: Licensed Internal Code error.

Failing Item:

- PTFSRCH

faster than the errors are being reported to the system. Check other errors reported to the system and correct them.

57B13000**Explanation:** A permanent failure occurred.**Failing Item:**

- STORIOA
 - ANYBRDG
-

57B13020**Explanation:** Storage subsystem configuration error.**Failing Item:**

- SIP3150
-

57B13100**Explanation:** Device bus interface error occurred.**Failing Item:**

- SIP3150
-

57B13140**Explanation:** System log entry only. No service action required.

57B13202**Explanation:** Storage subsystem configuration error.**Response:** The device is not supported in the current configuration. An I/O processor might be required.**Failing Item:**

- SVCDOCS
-

57B13400**Explanation:** Unknown resource error.**Failing Item:**

- SIP3150
 - FI02112
 - STORIOA
 - SASCABL
-

57B13401**Explanation:** Device backplane problem.**Failing Item:**

- SASEXP
 - DEVBPLN
-

57B13405**Explanation:** An error occurred during task initialization for a removable media device. This SRC is logged when an error occurs and the removable media

device driver cannot determine the device type or model.

Response: Perform the following:

- Check the Product Activity Log for other entries that indicate interface problems and work those problems.
- Check the device firmware level and apply the latest PTFs.
- Check for LIC logs with major code 2E00. Contact your next level of support with the information you have gathered.

Problem determination: IPL the IOP to retry the device identification process. If the error persists then contact your service provider.**Failing Item:**

- PTFSRCH
-

57B134FF**Explanation:** Format in progress.**Response:** No action required. This reference code is logged for information only.

57B13601**Explanation:** System log entry only. No service action required.

57B14010**Explanation:** Configuration error.**Response:** Incorrect connection between cascaded enclosures.**Failing Item:**

- SIP3142
-

57B14020**Explanation:** Configuration error.**Response:** Number of connections exceed I/O adapter design limits.**Failing Item:**

- SIP3143
-

57B14030**Explanation:** Configuration error.**Response:** Incorrect multipath connection.**Failing Item:**

- SIP3144
-

57B14040

Explanation: Configuration error.

Response: Incomplete multipath connection between I/O adapter and enclosure.

Failing Item:

- SIP3144

57B14041

Explanation: Incomplete multipath connection.

Response: Incomplete multipath connection between device backplane and device.

Failing Item:

- SIP3146

57B14050

Explanation: Enclosure does not support required multipath function.

Failing Item:

- SIP3148

57B14060

Explanation: Multipath redundancy level reduced.

Response: A redundant disk unit connection has failed.

Failing Item:

- SIP3153
- SASCABL
- SASEXP

57B14061

Explanation: Multipath redundancy level increased.

Response: A redundant disk unit connection has been restored. No service action is required.

57B14070

Explanation: System log entry only. No service action required.

57B14080

Explanation: Storage controller thermal error. The controller exceeded the maximum operating temperature.

Problem determination: Verify that the storage controller is placed in a valid location for this type of controller and enclosure. Perform the procedure listed in the failing items to determine the problem and corrective action.

Failing Item:

- SIP3295

57B14085

Explanation: Storage controller detected error. Contact your next level of support or hardware service provider for more information before replacing any hardware.

Failing Item:

- NEXTLVL

57B14100

Explanation: Device bus fabric error.

Failing Item:

- SIP3152
- SASCABL
- SASEXP
- DEVBPLN
- STORIOA
- FI01105

57B14101

Explanation: Temporary device bus fabric error.

Failing Item:

- SIP3152

57B14110

Explanation: Unsupported enclosure function detected.

Failing Item:

- SIP3145

57B14120

Explanation: SAS cable VPD cannot be read.

Failing Item:

- SASCABL

57B14121

Explanation: SAS cable is missing.

Failing Item:

- SASCABL

57B14123

Explanation: Configuration error, invalid cable Vital Product Data. The storage controller detected invalid VPD on the SAS cable. This is most likely caused by a non IBM cable or a wrap plug. The system will continue to run.

Problem determination: Verify that wrap plugs have been removed and the cable is an IBM part. If the problem persists contact your next level of support.

Failing Item:

- SASCABL

57B14150

Explanation: I/O adapter detected PCI bus error.

Response: If this event appears in a serviceable event view, work with the failing item list found there. If this event does not appear in a serviceable event view, no service action is required.

Failing Item:

- BACKPLN
- STORIOA

57B14160

Explanation: I/O adapter detected and recovered a PCI bus error.

Response: If this event appears in a serviceable event view, work with the failing item list found there. If this event does not appear in a serviceable event view, no service action is required.

Failing Item:

- BACKPLN
- STORIOA

57B170DD

Explanation: Disrupt device command completed successfully.

57B18009

Explanation: Impending failure in the cache battery pack or capacitive cache power card.

Failing Item:

- CACHBAT

57B18100

Explanation: Licensed Internal Code error.

Failing Item:

- PTFSRCH
- STORIOA

57B18130

Explanation: IOA detected recoverable device bus error.

Response: If this event appears in a serviceable event view, work with the failing item list found there. If this

event does not appear in a serviceable event view, no service action is required.

Failing Item:

- SIP3150

57B18140

Explanation: IOA detected recoverable device bus error.

Response: If this event appears in a serviceable event view, work with the failing item list found there. If this event does not appear in a serviceable event view, no service action is required.

Failing Item:

- SIP3150

57B18141

Explanation: IOA detected recoverable device error.

Response: No action is required. This reference code is logged for information only.

57B18145

Explanation: Disk device detected recoverable error.

Response: This error is logged against the storage controller resource. Contact your next level of support to determine the part number and location code of the device.

Failing Item:

- NEXTLVL

57B18146

Explanation: Disk device detected recoverable error.

Failing Item:

- FI01105

57B18150

Explanation: A permanent failure occurred.

Failing Item:

- STORIOA
- ANYBRDG

57B18151

Explanation: Licensed Internal Code error.

Failing Item:

- PTFSRCH
- STORIOA

57B18155

Explanation: A permanent failure occurred.

Failing Item:

- PTFSRCH
- STORIOA

57B18156

Explanation: A permanent failure occurred.

Failing Item:

- PTFSRCH
- STORIOA

57B18157

Explanation: I/O adapter card error. The actions and Failing Item list in the Service Action Log will vary based on the conditions this event was logged for.

Response: The FRU list in the Service Action Log will vary based on the conditions this event was logged for. Perform the following:

1. Display the Service Action Log entry for this SRC.
2. If the Failing Item indicates SVCDOCS, then continue with this step. Otherwise go to the next step. Do NOT replace the I/O adapter. This is a recoverable error.
 - LIC will automatically re-IPL the virtual I/O processor associated with the adapter. Other resources attached to the virtual I/O processor may need to be Varied On.
 - If the virtual I/O processor or adapter are not operational then use Hardware Service Manager to manually re-IPL the virtual I/O processor and Vary On attached resources.
 - If manually reIPL-ing the virtual I/O processor fails then contact your next level of support. This ends the procedure.
3. If the Failing Item indicates an I/O adapter, then replace the I/O adapter. Check the list below to determine if the adapter type you are replacing has multiple physical parts.

Problem determination: Perform the following:

1. Display the Service Action Log entry for this SRC.
2. If the Failing Item indicates SVCDOCS, then continue with this step. Otherwise go to the next step. Do NOT replace the I/O adapter. This is a recoverable error.
 - LIC will automatically re-IPL the virtual I/O processor associated with the adapter. Other resources attached to the virtual I/O processor may need to be Varied On.
 - If the virtual I/O processor or adapter are not operational then use Hardware Service Manager

to manually re-IPL the virtual I/O processor and Vary On attached resources.

- If manually reIPL-ing the virtual I/O processor fails then contact your next level of support. This ends the procedure.
3. If the Failing Item indicates an I/O adapter, then contact your next level of support to replace the I/O adapter.

Failing Item:

- SVCDOCS
- STORIOA

57B18300

Explanation: IOA hardware error or PCI bus error.

Problem determination: Perform the following:

1. Examine the location code of the adapter to determine if the adapter is in the system unit or an expansion unit. If the adapter is in an expansion unit, continue with the next step. Otherwise this ends the procedure.
2. If multiple storage adapters in the same expansion unit logged reference code xxxx8300 as a serviceable event at about the same time, continue with the next step. Otherwise this ends the procedure.
3. Suspect a problem with the connection to the enclosure. The problem may have been temporary while working on the unit or while working on the connection or cable(s) to the unit. If the adapter problems were created while working on the unit or working on the connection to the unit, go to step 5.
4. Search for problems logged at about the same time and call out the FRUs that connect the expansion unit to the system unit including the cable(s). Work those problems first, then return to the next step in this procedure.
5. Use Hardware Service Manager (HSM) to verify that the adapters have returned to operational status. Close reference code xxxx8300 problems for adapters that have returned to operational status. Expansion units attached to system units using Light Path service indicators may have activated the FRU fault indicators for those adapters. Use the Service Action Log (SAL) to turn off the FRU fault indicators for adapters that have returned to operational status.
6. Work reference code xxxx8300 problems for any adapters that have not returned to operational status. This ends the procedure.

Failing Item:

- STORIOA
 - ANYBRDG
 - PTFSRCH
-

57B18301

Explanation: Not valid condition in Licensed Internal Code.

Failing Item:

- PTFSRCH
 - STORIOA
-

57B18302

Explanation: Missing Licensed Internal Code.

Response: Ensure that the code necessary to support this I/O adapter is loaded.

Failing Item:

- SVCDOCS
 - STORIOA
-

57B18400

Explanation: Licensed Internal Code error.

Failing Item:

- PTFSRCH
-

57B18404

Explanation: System log entry only. No service action required.

57B19000

Explanation: Device error.

Failing Item:

- FI01105
 - STORIOA
-

57B19001

Explanation: Device configuration error.

Failing Item:

- NEXTLVL
-

57B19002

Explanation: Device error.

Failing Item:

- NEXTLVL
-

57B19008

Explanation: I/O card does not support functions expected by devices.

Failing Item:

- SIP3130

57B19010

Explanation: Cache data associated with attached devices cannot be found.

Failing Item:

- SIP3120
-

57B19011

Explanation: Cache data belongs to devices other than those attached.

Failing Item:

- NEXTLVL
-

57B19020

Explanation: Two or more disk units missing from RAID-5 or RAID-6 array.

Failing Item:

- SIP3111
-

57B19021

Explanation: Two or more disk units missing from RAID-5 or RAID-6 array.

Failing Item:

- SIP3111
-

57B19022

Explanation: Two or more disk units missing from RAID-5 or RAID-6 array.

Failing Item:

- SIP3111
-

57B19023

Explanation: One or more array members not in required physical locations.

Failing Item:

- SIP3112
-

57B19024

Explanation: Array member physical location conflicts with another array.

Failing Item:

- NEXTLVL
-

57B19025

Explanation: Incompatible device.

Response: An incompatible device is at the physical

location of the device which is causing the array to be exposed.

Failing Item:

- SIP3110
- FI02112

57B19026

Explanation: Disk unit not found at required physical location.

Response: A previously exposed disk unit in an array was not found at the required physical location.

Failing Item:

- NEXTLVL

57B19027

Explanation: Array not functional due to parity out of synchronization.

Response: Array is or would become exposed and parity data is out of synchronization.

Failing Item:

- SIP3113

57B19028

Explanation: Maximum number of functional arrays has been exceeded.

Response: Reduce the number of arrays on this I/O adapter. Either move all the devices in an array to another I/O adapter that supports arrays, or stop an array on this I/O adapter.

Failing Item:

- SVCDOCS

57B19029

Explanation: Maximum number of functional array members has been exceeded.

Response: Contact your next level of support.

Failing Item:

- NEXTLVL

57B19030

Explanation: Array no longer protected due to missing or failed disk unit.

Failing Item:

- SIP3110
- FI02112

57B19031

Explanation: Automatic rebuild initiated for array.

Response: Either a previous rebuild was interrupted and was automatically restarted, or a hot spare disk unit was used to automatically rebuild the array. Look for other reference codes and take action on them.

57B19032

Explanation: A disk unit in an array is missing or failed.

Response: The array is still protected, but the disk unit should be replaced.

Failing Item:

- SIP3110
- FI02112

57B19040

Explanation: Re-synchronization of array parity was initiated.

Response: No action required.

57B19041

Explanation: Background array parity check detected and corrected errors.

Response: Call your next level of support to report the problem.

Failing Item:

- NEXTLVL

57B19042

Explanation: Background parity check corrected errors on disk unit.

Response: Call your next level of support to report the problem.

Failing Item:

- NEXTLVL

57B19050

Explanation: Required cache data not found for one or more disk units.

Failing Item:

- SIP3131

57B19051

Explanation: Cache data exists for one or more missing or failed devices.

Failing Item:

- SIP3132
-

57B19052

Explanation: Cache data exists for one or more modified devices.

Response: Contact your next level of support.

Failing Item:

- NEXTLVL
-

57B19054

Explanation: IOA resources not available due to previous problems.

Failing Item:

- SIP3121
-

57B19055

Explanation: Write cache data is available for attached storage IOA.

Response: No service action required.

57B19070

Explanation: System log entry only. No service action required.

57B19071

Explanation: Link from IOA to auxiliary or remote IOA is operational.

Response: No service action required.

57B19072

Explanation: Link from IOA to auxiliary or remote IOA is non-operational.

Response: No service action required.

57B19073

Explanation: Multiple I/O adapters connected in a not valid configuration.

Failing Item:

- SIP3140

57B19074

Explanation: Multiple I/O adapters connected in a not valid configuration.

Response: Multiple I/O adapters not capable of similar functions or controlling the same set of devices.

Failing Item:

- SIP3141
-

57B19075

Explanation: Incomplete multipath connection between IOA and remote IOA.

Failing Item:

- SIP3149
-

57B19076

Explanation: Missing auxiliary IOA or remote IOA.

Failing Item:

- SIP3147
-

57B19081

Explanation: Device error.

Failing Item:

- FI01105
 - STORIOA
-

57B19082

Explanation: Device error.

Failing Item:

- FI01105
 - STORIOA
-

57B19083

Explanation: System log entry only. No service action required.

57B19084

Explanation: System log entry only. No service action required.

57B19090

Explanation: Disk unit has been modified after the last known status.

Response: Use Hardware Service Manager to re-IPL the virtual I/O processor that is associated with this I/O adapter. Other resources attached to the virtual I/O processor may then need to be Varied On.

57B19091 • 57B23400

If any reference codes are surfaced, use the new reference code to resolve the problem.

If you cannot resolve the problem, contact your next level of support.

Failing Item:

- SVCDOCS
-

57B19091

Explanation: Incorrect hardware configuration change detected.

Response: Use Hardware Service Manager to re-IPL the virtual I/O processor that is associated with this I/O adapter. Other resources attached to the virtual I/O processor may then need to be Varied On.

If any reference codes are surfaced, use the new reference code to resolve the problem.

If you cannot resolve the problem, contact your next level of support.

Failing Item:

- SVCDOCS
-

57B19092

Explanation: Disk unit requires initialization before use.

Failing Item:

- SIP3134
-

57B19500

(57B2) Reference codes

57B21310

Explanation: The I/O adapter resource not available.

Response: The I/O adapter error log is being filled faster than the errors are being reported to the system. Check other errors reported to the system and correct them.

57B23000

Explanation: A permanent failure occurred.

Failing Item:

- STORIOA
 - ANYBRDG
-

57B23020

Explanation: Storage subsystem configuration error.

Failing Item:

- SIP3150
-

Explanation: Internal program error in driver code.

Failing Item:

- PTFSRCH
-

57B19903

Explanation: Tape device information was logged. Informational event, no service required.

57B1C000

Explanation: System log entry only. No service action required.

Response: No action is required. This reference code is logged for information only.

57B1C402

Explanation: Licensed Internal Code error.

Response: Ask your next level of support for assistance.

Failing Item:

- PTFSRCH
-

57B1FF3D

Explanation: I/O adapter detected a recoverable error.

Failing Item:

- STORIOA
 - ANYBRDG
-

57B23100

Explanation: Device bus interface error occurred.

Failing Item:

- SIP3150
-

57B23140

Explanation: System log entry only. No service action required.

57B23202

Explanation: Storage subsystem configuration error.

Response: The device is not supported in the current configuration. An I/O processor might be required.

Failing Item:

- SVCDOCS
-

57B23400

Explanation: Unknown resource error.

Failing Item:

- SIP3150
- FI02112
- STORIOA
- SASCABL

57B23401

Explanation: Device backplane problem.

Failing Item:

- SASEXP
- DEVBPLN

57B23405

Explanation: An error occurred during task initialization for a removable media device. This SRC is logged when an error occurs and the removable media device driver cannot determine the device type or model.

Response: Perform the following:

- Check the Product Activity Log for other entries that indicate interface problems and work those problems.
- Check the device firmware level and apply the latest PTFs.
- Check for LIC logs with major code 2E00. Contact your next level of support with the information you have gathered.

Problem determination: IPL the IOP to retry the device identification process. If the error persists then contact your service provider.

Failing Item:

- PTFSRCH

57B234FF

Explanation: Format in progress.

Response: No action required. This reference code is logged for information only.

57B23601

Explanation: System log entry only. No service action required.

57B24010

Explanation: Configuration error.

Response: Incorrect connection between cascaded enclosures.

Failing Item:

- SIP3142

57B24020

Explanation: Configuration error.

Response: Number of connections exceed I/O adapter design limits.

Failing Item:

- SIP3143

57B24030

Explanation: Configuration error.

Response: Incorrect multipath connection.

Failing Item:

- SIP3144

57B24040

Explanation: Configuration error.

Response: Incomplete multipath connection between I/O adapter and enclosure.

Failing Item:

- SIP3144

57B24041

Explanation: Incomplete multipath connection.

Response: Incomplete multipath connection between device backplane and device.

Failing Item:

- SIP3146

57B24050

Explanation: Enclosure does not support required multipath function.

Failing Item:

- SIP3148

57B24060

Explanation: Multipath redundancy level reduced.

Response: A redundant disk unit connection has failed.

Failing Item:

- SIP3153
- SASCABL
- SASEXP

57B24061

Explanation: Multipath redundancy level increased.

Response: A redundant disk unit connection has been restored. No service action is required.

57B24070

Explanation: System log entry only. No service action required.

57B24080

Explanation: Storage controller thermal error. The controller exceeded the maximum operating temperature.

Problem determination: Verify that the storage controller is placed in a valid location for this type of controller and enclosure. Perform the procedure listed in the failing items to determine the problem and corrective action.

Failing Item:

- SIP3295

57B24085

Explanation: Storage controller detected error. Contact your next level of support or hardware service provider for more information before replacing any hardware.

Failing Item:

- NEXTLVL

57B24100

Explanation: Device bus fabric error.

Failing Item:

- SIP3152
- SASCABL
- SASEXP
- DEVBPLN
- STORIOA
- FI01105

57B24101

Explanation: Temporary device bus fabric error.

Failing Item:

- SIP3152

57B24110

Explanation: Unsupported enclosure function detected.

Failing Item:

- SIP3145

57B24120

Explanation: SAS cable VPD cannot be read.

Failing Item:

- SASCABL

57B24121

Explanation: SAS cable is missing.

Failing Item:

- SASCABL

57B24123

Explanation: Configuration error, invalid cable Vital Product Data. The storage controller detected invalid VPD on the SAS cable. This is most likely caused by a non IBM cable or a wrap plug. The system will continue to run.

Problem determination: Verify that wrap plugs have been removed and the cable is an IBM part. If the problem persists contact your next level of support.

Failing Item:

- SASCABL

57B24150

Explanation: I/O adapter detected PCI bus error.

Response: If this event appears in a serviceable event view, work with the failing item list found there. If this event does not appear in a serviceable event view, no service action is required.

Failing Item:

- BACKPLN
- STORIOA

57B24160

Explanation: I/O adapter detected and recovered a PCI bus error.

Response: If this event appears in a serviceable event view, work with the failing item list found there. If this event does not appear in a serviceable event view, no service action is required.

Failing Item:

- BACKPLN
- STORIOA

57B270DD

Explanation: Disrupt device command completed successfully.

57B28008

Explanation: A permanent failure has occurred in the cache battery pack or capacitive cache power card.

Response: Under a certain configuration, this SRC may not represent an error that requires a service action. Depending on the configuration of the system, the Storage IOA may have been altered and/or the Storage IOA Cache may have been disabled to allow attachment of OEM Storage that emulates a Load Source drive. If this is the case, this error will be posted each time the IOA is IPLed and it can be ignored.

Failing Item:

- CACHBAT
- STORIOA
- FEATCRD

57B28009

Explanation: Impending failure in the cache battery pack or capacitive cache power card.

Failing Item:

- CACHBAT

57B28100

Explanation: Licensed Internal Code error.

Failing Item:

- PTFSRCH
- STORIOA

57B28130

Explanation: IOA detected recoverable device bus error.

Response: If this event appears in a serviceable event view, work with the failing item list found there. If this event does not appear in a serviceable event view, no service action is required.

Failing Item:

- SIP3150

57B28140

Explanation: IOA detected recoverable device bus error.

Response: If this event appears in a serviceable event view, work with the failing item list found there. If this event does not appear in a serviceable event view, no service action is required.

Failing Item:

- SIP3150

57B28141

Explanation: IOA detected recoverable device error.

Response: No action is required. This reference code is logged for information only.

57B28145

Explanation: Disk device detected recoverable error.

Response: This error is logged against the storage controller resource. Contact your next level of support to determine the part number and location code of the device.

Failing Item:

- NEXTLVL

57B28146

Explanation: Disk device detected recoverable error.

Failing Item:

- FI01105

57B28150

Explanation: A permanent failure occurred.

Response: Under a certain configuration, this SRC may not represent an error that requires a service action. Depending on the configuration of the system, the Storage IOA may have been altered and/or the Storage IOA Cache may have been disabled to allow attachment of OEM Storage that emulates a Load Source drive. If this is the case, this error will be posted each time the IOA is IPLed and it can be ignored.

Failing Item:

- STORIOA
- ANYBRDG

57B28151

Explanation: Licensed Internal Code error.

Failing Item:

- PTFSRCH
- STORIOA

57B28155

Explanation: A permanent failure occurred.

Failing Item:

- PTFSRCH
- STORIOA

57B28156

Explanation: A permanent failure occurred.

Failing Item:

- PTFSRCH
- STORIOA

57B28157

Explanation: I/O adapter card error. The actions and Failing Item list in the Service Action Log will vary based on the conditions this event was logged for.

Response: The FRU list in the Service Action Log will vary based on the conditions this event was logged for. Perform the following:

1. Display the Service Action Log entry for this SRC.
2. If the Failing Item indicates SVCDOCS, then continue with this step. Otherwise go to the next step. Do NOT replace the I/O adapter. This is a recoverable error.
 - LIC will automatically re-IPL the virtual I/O processor associated with the adapter. Other resources attached to the virtual I/O processor may need to be Varied On.
 - If the virtual I/O processor or adapter are not operational then use Hardware Service Manager to manually re-IPL the virtual I/O processor and Vary On attached resources.
 - If manually reIPL-ing the virtual I/O processor fails then contact your next level of support. This ends the procedure.
3. If the Failing Item indicates an I/O adapter, then replace the I/O adapter. Check the list below to determine if the adapter type you are replacing has multiple physical parts.

Problem determination: Perform the following:

1. Display the Service Action Log entry for this SRC.
2. If the Failing Item indicates SVCDOCS, then continue with this step. Otherwise go to the next step. Do NOT replace the I/O adapter. This is a recoverable error.
 - LIC will automatically re-IPL the virtual I/O processor associated with the adapter. Other resources attached to the virtual I/O processor may need to be Varied On.
 - If the virtual I/O processor or adapter are not operational then use Hardware Service Manager to manually re-IPL the virtual I/O processor and Vary On attached resources.
 - If manually reIPL-ing the virtual I/O processor fails then contact your next level of support. This ends the procedure.
3. If the Failing Item indicates an I/O adapter, then contact your next level of support to replace the I/O adapter.

Failing Item:

- SVCDOCS
- STORIOA

57B28300

Explanation: IOA hardware error or PCI bus error.

Problem determination: Perform the following:

1. Examine the location code of the adapter to determine if the adapter is in the system unit or an expansion unit. If the adapter is in an expansion unit, continue with the next step. Otherwise this ends the procedure.
2. If multiple storage adapters in the same expansion unit logged reference code xxxx8300 as a serviceable event at about the same time, continue with the next step. Otherwise this ends the procedure.
3. Suspect a problem with the connection to the enclosure. The problem may have been temporary while working on the unit or while working on the connection or cable(s) to the unit. If the adapter problems were created while working on the unit or working on the connection to the unit, go to step 5.
4. Search for problems logged at about the same time and call out the FRUs that connect the expansion unit to the system unit including the cable(s). Work those problems first, then return to the next step in this procedure.
5. Use Hardware Service Manager (HSM) to verify that the adapters have returned to operational status. Close reference code xxxx8300 problems for adapters that have returned to operational status. Expansion units attached to system units using Light Path service indicators may have activated the FRU fault indicators for those adapters. Use the Service Action Log (SAL) to turn off the FRU fault indicators for adapters that have returned to operational status.
6. Work reference code xxxx8300 problems for any adapters that have not returned to operational status. This ends the procedure.

Failing Item:

- STORIOA
- ANYBRDG
- PTFSRCH

57B28301

Explanation: Not valid condition in Licensed Internal Code.

Failing Item:

- PTFSRCH
 - STORIOA
-

57B28302

Explanation: Missing Licensed Internal Code.

Response: Ensure that the code necessary to support this I/O adapter is loaded.

Failing Item:

- SVCDOCS
 - STORIOA
-

57B28400

Explanation: Licensed Internal Code error.

Failing Item:

- PTFSRCH
-

57B28404

Explanation: System log entry only. No service action required.

57B29000

Explanation: Device error.

Failing Item:

- FI01105
 - STORIOA
-

57B29001

Explanation: Device configuration error.

Failing Item:

- NEXTLVL
-

57B29002

Explanation: Device error.

Failing Item:

- NEXTLVL
-

57B29008

Explanation: I/O card does not support functions expected by devices.

Failing Item:

- SIP3130
-

57B29010

Explanation: Cache data associated with attached devices cannot be found.

Failing Item:

- SIP3120
-

57B29011

Explanation: Cache data belongs to devices other than those attached.

Failing Item:

- NEXTLVL
-

57B29020

Explanation: Two or more disk units missing from RAID-5 or RAID-6 array.

Failing Item:

- SIP3111
-

57B29021

Explanation: Two or more disk units missing from RAID-5 or RAID-6 array.

Failing Item:

- SIP3111
-

57B29022

Explanation: Two or more disk units missing from RAID-5 or RAID-6 array.

Failing Item:

- SIP3111
-

57B29023

Explanation: One or more array members not in required physical locations.

Failing Item:

- SIP3112
-

57B29024

Explanation: Array member physical location conflicts with another array.

Failing Item:

- NEXTLVL
-

57B29025

Explanation: Incompatible device.

Response: An incompatible device is at the physical location of the device which is causing the array to be exposed.

Failing Item:

- SIP3110
 - FI02112
-

57B29026

Explanation: Disk unit not found at required physical location.

Response: A previously exposed disk unit in an array was not found at the required physical location.

Failing Item:

- NEXTLVL
-

57B29027

Explanation: Array not functional due to parity out of synchronization.

Response: Array is or would become exposed and parity data is out of synchronization.

Failing Item:

- SIP3113
-

57B29028

Explanation: Maximum number of functional arrays has been exceeded.

Response: Reduce the number of arrays on this I/O adapter. Either move all the devices in an array to another I/O adapter that supports arrays, or stop an array on this I/O adapter.

Failing Item:

- SVCDOCS
-

57B29029

Explanation: Maximum number of functional array members has been exceeded.

Response: Contact your next level of support.

Failing Item:

- NEXTLVL
-

57B29030

Explanation: Array no longer protected due to missing or failed disk unit.

Failing Item:

- SIP3110
 - FI02112
-

57B29031

Explanation: Automatic rebuild initiated for array.

Response: Either a previous rebuild was interrupted and was automatically restarted, or a hot spare disk unit was used to automatically rebuild the array. Look for other reference codes and take action on them.

57B29032

Explanation: A disk unit in an array is missing or failed.

Response: The array is still protected, but the disk unit should be replaced.

Failing Item:

- SIP3110
 - FI02112
-

57B29040

Explanation: Re-synchronization of array parity was initiated.

Response: No action required.

57B29041

Explanation: Background array parity check detected and corrected errors.

Response: Call your next level of support to report the problem.

Failing Item:

- NEXTLVL
-

57B29042

Explanation: Background parity check corrected errors on disk unit.

Response: Call your next level of support to report the problem.

Failing Item:

- NEXTLVL
-

57B29050

Explanation: Required cache data not found for one or more disk units.

Failing Item:

- SIP3131
-

57B29051

Explanation: Cache data exists for one or more missing or failed devices.

Failing Item:

- SIP3132
-

57B29052

Explanation: Cache data exists for one or more modified devices.

Response: Contact your next level of support.

Failing Item:

- NEXTLVL

57B29054

Explanation: IOA resources not available due to previous problems.

Failing Item:

- SIP3121

57B29055

Explanation: Write cache data is available for attached storage IOA.

Response: No service action required.

57B29070

Explanation: System log entry only. No service action required.

57B29071

Explanation: Link from IOA to auxiliary or remote IOA is operational.

Response: No service action required.

57B29072

Explanation: Link from IOA to auxiliary or remote IOA is non-operational.

Response: No service action required.

57B29073

Explanation: Multiple I/O adapters connected in a not valid configuration.

Failing Item:

- SIP3140

57B29074

Explanation: Multiple I/O adapters connected in a not valid configuration.

Response: Multiple I/O adapters not capable of similar functions or controlling the same set of devices.

Failing Item:

- SIP3141

57B29075

Explanation: Incomplete multipath connection between IOA and remote IOA.

Failing Item:

- SIP3149

57B29076

Explanation: Missing auxiliary IOA or remote IOA.

Failing Item:

- SIP3147

57B29081

Explanation: Device error.

Failing Item:

- FI01105
- STORIOA

57B29082

Explanation: Device error.

Failing Item:

- FI01105
- STORIOA

57B29083

Explanation: System log entry only. No service action required.

57B29084

Explanation: System log entry only. No service action required.

57B29090

Explanation: Disk unit has been modified after the last known status.

Response: Use Hardware Service Manager to re-IPL the virtual I/O processor that is associated with this I/O adapter. Other resources attached to the virtual I/O processor may then need to be Varied On.

If any reference codes are surfaced, use the new reference code to resolve the problem.

If you cannot resolve the problem, contact your next level of support.

Failing Item:

- SVCDOCS

57B29091

Explanation: Incorrect hardware configuration change detected.

Response: Use Hardware Service Manager to re-IPL the virtual I/O processor that is associated with this I/O adapter. Other resources attached to the virtual I/O processor may then need to be Varied On.

If any reference codes are surfaced, use the new

reference code to resolve the problem.

If you cannot resolve the problem, contact your next level of support.

Failing Item:

- SVCDOCS

57B29092

Explanation: Disk unit requires initialization before use.

Failing Item:

- SIP3134

57B29500

Explanation: Internal program error in driver code.

Failing Item:

- PTFSRCH

57B29903

Explanation: Tape device information was logged. Informational event, no service required.

(57B3) Reference codes

57B31310

Explanation: The I/O adapter resource not available.

Response: The I/O adapter error log is being filled faster than the errors are being reported to the system. Check other errors reported to the system and correct them.

57B33000

Explanation: A permanent failure occurred.

Failing Item:

- STORIOA
- ANYBRDG

57B33020

Explanation: Storage subsystem configuration error.

Failing Item:

- SIP3150

57B33100

Explanation: Device bus interface error occurred.

Failing Item:

- SIP3150

57B33140

57B2C000

Explanation: System log entry only. No service action required.

Response: No action is required. This reference code is logged for information only.

57B2C402

Explanation: Licensed Internal Code error.

Response: Ask your next level of support for assistance.

Failing Item:

- PTFSRCH

57B2FF3D

Explanation: I/O adapter detected a recoverable error.

Failing Item:

- STORIOA
- ANYBRDG

Explanation: System log entry only. No service action required.

57B33202

Explanation: Storage subsystem configuration error.

Response: The device is not supported in the current configuration. An I/O processor might be required.

Failing Item:

- SVCDOCS

57B33400

Explanation: Unknown resource error.

Failing Item:

- SIP3150
- FI02112
- STORIOA
- SASCABL

57B33401

Explanation: Device backplane problem.

Failing Item:

- SASEXP
- DEVBPLN

57B33405

Explanation: An error occurred during task initialization for a removable media device. This SRC is logged when an error occurs and the removable media device driver cannot determine the device type or model.

Response: Perform the following:

- Check the Product Activity Log for other entries that indicate interface problems and work those problems.
- Check the device firmware level and apply the latest PTFs.
- Check for LIC logs with major code 2E00. Contact your next level of support with the information you have gathered.

Problem determination: IPL the IOP to retry the device identification process. If the error persists then contact your service provider.

Failing Item:

- PTFSRCH
-

57B334FF

Explanation: Format in progress.

Response: No action required. This reference code is logged for information only.

57B33601

Explanation: System log entry only. No service action required.

57B34010

Explanation: Configuration error.

Response: Incorrect connection between cascaded enclosures.

Failing Item:

- SIP3142
-

57B34020

Explanation: Configuration error.

Response: Number of connections exceed I/O adapter design limits.

Failing Item:

- SIP3143
-

57B34030

Explanation: Configuration error.

Response: Incorrect multipath connection.

Failing Item:

- SIP3144
-

57B34040

Explanation: Configuration error.

Response: Incomplete multipath connection between I/O adapter and enclosure.

Failing Item:

- SIP3144
-

57B34041

Explanation: Incomplete multipath connection.

Response: Incomplete multipath connection between device backplane and device.

Failing Item:

- SIP3146
-

57B34050

Explanation: Enclosure does not support required multipath function.

Failing Item:

- SIP3148
-

57B34060

Explanation: Multipath redundancy level reduced.

Response: A redundant disk unit connection has failed.

Failing Item:

- SIP3153
 - SASCABL
 - SASEXP
-

57B34061

Explanation: Multipath redundancy level increased.

Response: A redundant disk unit connection has been restored. No service action is required.

57B34070

Explanation: System log entry only. No service action required.

57B34100

Explanation: Device bus fabric error.

Failing Item:

- SIP3152
- SASCABL
- SASEXP

57B34101 • 57B38141

- DEVBPLN
- STORIOA
- FI01105

57B34101

Explanation: Temporary device bus fabric error.

Failing Item:

- SIP3152

57B34110

Explanation: Unsupported enclosure function detected.

Failing Item:

- SIP3145

57B34150

Explanation: I/O adapter detected PCI bus error.

Response: If this event appears in a serviceable event view, work with the failing item list found there. If this event does not appear in a serviceable event view, no service action is required.

Failing Item:

- BACKPLN
- STORIOA

57B34160

Explanation: I/O adapter detected and recovered a PCI bus error.

Response: If this event appears in a serviceable event view, work with the failing item list found there. If this event does not appear in a serviceable event view, no service action is required.

Failing Item:

- BACKPLN
- STORIOA

57B370DD

Explanation: Disrupt device command completed successfully.

57B38008

Explanation: A permanent failure has occurred in the cache battery pack or capacitive cache power card.

Response: Under a certain configuration, this SRC may not represent an error that requires a service action. Depending on the configuration of the system, the Storage IOA may have been altered and/or the Storage IOA Cache may have been disabled to allow attachment of OEM Storage that emulates a Load

Source drive. If this is the case, this error will be posted each time the IOA is IPLed and it can be ignored.

Failing Item:

- CACHBAT
- STORIOA
- FEATCRD

57B38009

Explanation: Impending failure in the cache battery pack or capacitive cache power card.

Failing Item:

- CACHBAT

57B38100

Explanation: Licensed Internal Code error.

Failing Item:

- PTFSRCH
- STORIOA

57B38130

Explanation: IOA detected recoverable device bus error.

Response: If this event appears in a serviceable event view, work with the failing item list found there. If this event does not appear in a serviceable event view, no service action is required.

Failing Item:

- SIP3150

57B38140

Explanation: IOA detected recoverable device bus error.

Response: If this event appears in a serviceable event view, work with the failing item list found there. If this event does not appear in a serviceable event view, no service action is required.

Failing Item:

- SIP3150

57B38141

Explanation: IOA detected recoverable device error.

Response: No action is required. This reference code is logged for information only.

57B38145

Explanation: Disk device detected recoverable error.

Response: This error is logged against the storage controller resource. Contact your next level of support to determine the part number and location code of the device.

Failing Item:

- NEXTLVL
-

57B38146

Explanation: Disk device detected recoverable error.

Failing Item:

- FI01105
-

57B38150

Explanation: A permanent failure occurred.

Response: Under a certain configuration, this SRC may not represent an error that requires a service action. Depending on the configuration of the system, the Storage IOA may have been altered and/or the Storage IOA Cache may have been disabled to allow attachment of OEM Storage that emulates a Load Source drive. If this is the case, this error will be posted each time the IOA is IPLed and it can be ignored.

Failing Item:

- STORIOA
 - ANYBRDG
-

57B38151

Explanation: Licensed Internal Code error.

Failing Item:

- PTFSRCH
 - STORIOA
-

57B38155

Explanation: A permanent failure occurred.

Failing Item:

- PTFSRCH
 - STORIOA
-

57B38156

Explanation: A permanent failure occurred.

Failing Item:

- PTFSRCH
 - STORIOA
-

57B38157

Explanation: I/O adapter card error. The actions and Failing Item list in the Service Action Log will vary based on the conditions this event was logged for.

Response: The FRU list in the Service Action Log will vary based on the conditions this event was logged for. Perform the following:

1. Display the Service Action Log entry for this SRC.
2. If the Failing Item indicates SVCDOCS, then continue with this step. Otherwise go to the next step. Do NOT replace the I/O adapter. This is a recoverable error.
 - LIC will automatically re-IPL the virtual I/O processor associated with the adapter. Other resources attached to the virtual I/O processor may need to be Varied On.
 - If the virtual I/O processor or adapter are not operational then use Hardware Service Manager to manually re-IPL the virtual I/O processor and Vary On attached resources.
 - If manually reIPL-ing the virtual I/O processor fails then contact your next level of support. This ends the procedure.
3. If the Failing Item indicates an I/O adapter, then replace the I/O adapter. Check the list below to determine if the adapter type you are replacing has multiple physical parts.

Problem determination: Perform the following:

1. Display the Service Action Log entry for this SRC.
2. If the Failing Item indicates SVCDOCS, then continue with this step. Otherwise go to the next step. Do NOT replace the I/O adapter. This is a recoverable error.
 - LIC will automatically re-IPL the virtual I/O processor associated with the adapter. Other resources attached to the virtual I/O processor may need to be Varied On.
 - If the virtual I/O processor or adapter are not operational then use Hardware Service Manager to manually re-IPL the virtual I/O processor and Vary On attached resources.
 - If manually reIPL-ing the virtual I/O processor fails then contact your next level of support. This ends the procedure.
3. If the Failing Item indicates an I/O adapter, then contact your next level of support to replace the I/O adapter.

Failing Item:

- SVCDOCS
 - STORIOA
-

57B38300

Explanation: IOA hardware error or PCI bus error.

Problem determination: Perform the following:

1. Examine the location code of the adapter to determine if the adapter is in the system unit or an expansion unit. If the adapter is in an expansion unit, continue with the next step. Otherwise this ends the procedure.
2. If multiple storage adapters in the same expansion unit logged reference code xxxx8300 as a serviceable event at about the same time, continue with the next step. Otherwise this ends the procedure.
3. Suspect a problem with the connection to the enclosure. The problem may have been temporary while working on the unit or while working on the connection or cable(s) to the unit. If the adapter problems were created while working on the unit or working on the connection to the unit, go to step 5.
4. Search for problems logged at about the same time and call out the FRUs that connect the expansion unit to the system unit including the cable(s). Work those problems first, then return to the next step in this procedure.
5. Use Hardware Service Manager (HSM) to verify that the adapters have returned to operational status. Close reference code xxxx8300 problems for adapters that have returned to operational status. Expansion units attached to system units using Light Path service indicators may have activated the FRU fault indicators for those adapters. Use the Service Action Log (SAL) to turn off the FRU fault indicators for adapters that have returned to operational status.
6. Work reference code xxxx8300 problems for any adapters that have not returned to operational status. This ends the procedure.

Failing Item:

- STORIOA
 - ANYBRDG
 - PTFSRCH
-

57B38301

Explanation: Not valid condition in Licensed Internal Code.

Failing Item:

- PTFSRCH
 - STORIOA
-

57B38302

Explanation: Missing Licensed Internal Code.

Response: Ensure that the code necessary to support this I/O adapter is loaded.

Failing Item:

- SVCDOCS
 - STORIOA
-

57B38400

Explanation: Licensed Internal Code error.

Failing Item:

- PTFSRCH
-

57B38404

Explanation: System log entry only. No service action required.

57B39000

Explanation: Device error.

Failing Item:

- FI01105
 - STORIOA
-

57B39001

Explanation: Device configuration error.

Failing Item:

- NEXTLVL
-

57B39002

Explanation: Device error.

Failing Item:

- NEXTLVL
-

57B39008

Explanation: I/O card does not support functions expected by devices.

Failing Item:

- SIP3130
-

57B39010

Explanation: Cache data associated with attached devices cannot be found.

Failing Item:

- SIP3120
-

57B39011

Explanation: Cache data belongs to devices other than those attached.

Failing Item:

- NEXTLVL

57B39020

Explanation: Two or more disk units missing from RAID-5 or RAID-6 array.

Failing Item:

- SIP3111
-

57B39021

Explanation: Two or more disk units missing from RAID-5 or RAID-6 array.

Failing Item:

- SIP3111
-

57B39022

Explanation: Two or more disk units missing from RAID-5 or RAID-6 array.

Failing Item:

- SIP3111
-

57B39023

Explanation: One or more array members not in required physical locations.

Failing Item:

- SIP3112
-

57B39024

Explanation: Array member physical location conflicts with another array.

Failing Item:

- NEXTLVL
-

57B39025

Explanation: Incompatible device.

Response: An incompatible device is at the physical location of the device which is causing the array to be exposed.

Failing Item:

- SIP3110
 - FI02112
-

57B39026

Explanation: Disk unit not found at required physical location.

Response: A previously exposed disk unit in an array was not found at the required physical location.

Failing Item:

- NEXTLVL
-

57B39027

Explanation: Array not functional due to parity out of synchronization.

Response: Array is or would become exposed and parity data is out of synchronization.

Failing Item:

- SIP3113
-

57B39028

Explanation: Maximum number of functional arrays has been exceeded.

Response: Reduce the number of arrays on this I/O adapter. Either move all the devices in an array to another I/O adapter that supports arrays, or stop an array on this I/O adapter.

Failing Item:

- SVCDOCS
-

57B39029

Explanation: Maximum number of functional array members has been exceeded.

Response: Contact your next level of support.

Failing Item:

- NEXTLVL
-

57B39030

Explanation: Array no longer protected due to missing or failed disk unit.

Failing Item:

- SIP3110
 - FI02112
-

57B39031

Explanation: Automatic rebuild initiated for array.

Response: Either a previous rebuild was interrupted and was automatically restarted, or a hot spare disk unit was used to automatically rebuild the array. Look for other reference codes and take action on them.

57B39032

Explanation: A disk unit in an array is missing or failed.

Response: The array is still protected, but the disk unit should be replaced.

Failing Item:

- SIP3110
 - FI02112
-

57B39040

Explanation: Re-synchronization of array parity was initiated.

Response: No action required.

57B39041

Explanation: Background array parity check detected and corrected errors.

Response: Call your next level of support to report the problem.

Failing Item:

- NEXTLVL
-

57B39042

Explanation: Background parity check corrected errors on disk unit.

Response: Call your next level of support to report the problem.

Failing Item:

- NEXTLVL
-

57B39050

Explanation: Required cache data not found for one or more disk units.

Failing Item:

- SIP3131
-

57B39051

Explanation: Cache data exists for one or more missing or failed devices.

Failing Item:

- SIP3132
-

57B39052

Explanation: Cache data exists for one or more modified devices.

Response: Contact your next level of support.

Failing Item:

- NEXTLVL
-

57B39054

Explanation: IOA resources not available due to previous problems.

Failing Item:

- SIP3121
-

57B39055

Explanation: Write cache data is available for attached storage IOA.

Response: No service action required.

57B39070

Explanation: System log entry only. No service action required.

57B39071

Explanation: Link from IOA to auxiliary or remote IOA is operational.

Response: No service action required.

57B39072

Explanation: Link from IOA to auxiliary or remote IOA is non-operational.

Response: No service action required.

57B39073

Explanation: Multiple I/O adapters connected in a not valid configuration.

Failing Item:

- SIP3140
-

57B39074

Explanation: Multiple I/O adapters connected in a not valid configuration.

Response: Multiple I/O adapters not capable of similar functions or controlling the same set of devices.

Failing Item:

- SIP3141
-

57B39075

Explanation: Incomplete multipath connection between IOA and remote IOA.

Failing Item:

- SIP3149
-

57B39076

Explanation: Missing auxiliary IOA or remote IOA.

Failing Item:

- SIP3147
-

57B39081**Explanation:** Device error.**Failing Item:**

- FI01105
 - STORIOA
-

57B39082**Explanation:** Device error.**Failing Item:**

- FI01105
 - STORIOA
-

57B39083**Explanation:** System log entry only. No service action required.

57B39084**Explanation:** System log entry only. No service action required.

57B39090**Explanation:** Disk unit has been modified after the last known status.**Response:** Use Hardware Service Manager to re-IPL the virtual I/O processor that is associated with this I/O adapter. Other resources attached to the virtual I/O processor may then need to be Varied On.

If any reference codes are surfaced, use the new reference code to resolve the problem.

If you cannot resolve the problem, contact your next level of support.

Failing Item:

- SVCDOCS
-

57B39091**Explanation:** Incorrect hardware configuration change detected.**Response:** Use Hardware Service Manager to re-IPL the virtual I/O processor that is associated with this I/O adapter. Other resources attached to the virtual I/O processor may then need to be Varied On.

(57B4) Reference codes

57B41310**Explanation:** The I/O adapter resource not available.**Response:** The I/O adapter error log is being filled faster than the errors are being reported to the system.

If any reference codes are surfaced, use the new reference code to resolve the problem.

If you cannot resolve the problem, contact your next level of support.

Failing Item:

- SVCDOCS
-

57B39092**Explanation:** Disk unit requires initialization before use.**Failing Item:**

- SIP3134
-

57B39500**Explanation:** Internal program error in driver code.**Failing Item:**

- PTFSRCH
-

57B39903**Explanation:** Tape device information was logged. Informational event, no service required.

57B3C000**Explanation:** System log entry only. No service action required.**Response:** No action is required. This reference code is logged for information only.

57B3C402**Explanation:** Licensed Internal Code error.**Response:** Ask your next level of support for assistance.**Failing Item:**

- PTFSRCH
-

57B3FF3D**Explanation:** I/O adapter detected a recoverable error.**Failing Item:**

- STORIOA
 - ANYBRDG
-

Check other errors reported to the system and correct them.

57B43000

57B43020 • 57B44030

Explanation: A permanent failure occurred.

Failing Item:

- STORIOA
 - ANYBRDG
-

57B43020

Explanation: Storage subsystem configuration error.

Failing Item:

- SIP3150
-

57B43100

Explanation: Device bus interface error occurred.

Failing Item:

- SIP3150
-

57B43140

Explanation: System log entry only. No service action required.

57B43202

Explanation: Storage subsystem configuration error.

Response: The device is not supported in the current configuration. An I/O processor might be required.

Failing Item:

- SVCDOCS
-

57B43400

Explanation: Unknown resource error.

Failing Item:

- SIP3150
 - FI02112
 - STORIOA
 - SASCABL
-

57B43401

Explanation: Device backplane problem.

Failing Item:

- SASEXP
 - DEVBPLN
-

57B43405

Explanation: An error occurred during task initialization for a removable media device. This SRC is logged when an error occurs and the removable media device driver cannot determine the device type or model.

Response: Perform the following:

- Check the Product Activity Log for other entries that indicate interface problems and work those problems.
- Check the device firmware level and apply the latest PTFs.
- Check for LIC logs with major code 2E00. Contact your next level of support with the information you have gathered.

Problem determination: IPL the IOP to retry the device identification process. If the error persists then contact your service provider.

Failing Item:

- PTFSRCH
-

57B434FF

Explanation: Format in progress.

Response: No action required. This reference code is logged for information only.

57B43601

Explanation: System log entry only. No service action required.

57B44010

Explanation: Configuration error.

Response: Incorrect connection between cascaded enclosures.

Failing Item:

- SIP3142
-

57B44020

Explanation: Configuration error.

Response: Number of connections exceed I/O adapter design limits.

Failing Item:

- SIP3143
-

57B44030

Explanation: Configuration error.

Response: Incorrect multipath connection.

Failing Item:

- SIP3144
-

57B44040

Explanation: Configuration error.

Response: Incomplete multipath connection between I/O adapter and enclosure.

Failing Item:

- SIP3144
-

57B44041

Explanation: Incomplete multipath connection.

Response: Incomplete multipath connection between device backplane and device.

Failing Item:

- SIP3146
-

57B44050

Explanation: Enclosure does not support required multipath function.

Failing Item:

- SIP3148
-

57B44060

Explanation: Multipath redundancy level reduced.

Response: A redundant disk unit connection has failed.

Failing Item:

- SIP3153
 - SASCABL
 - SASEXP
-

57B44061

Explanation: Multipath redundancy level increased.

Response: A redundant disk unit connection has been restored. No service action is required.

57B44070

Explanation: System log entry only. No service action required.

57B44080

Explanation: Storage controller thermal error. The controller exceeded the maximum operating temperature.

Problem determination: Verify that the storage controller is placed in a valid location for this type of controller and enclosure. Perform the procedure listed in the failing items to determine the problem and corrective action.

Failing Item:

- SIP3295
-

57B44085

Explanation: Storage controller detected error. Contact your next level of support or hardware service provider for more information before replacing any hardware.

Failing Item:

- NEXTLVL
-

57B44100

Explanation: Device bus fabric error.

Failing Item:

- SIP3152
 - SASCABL
 - SASEXP
 - DEVBPLN
 - STORIOA
 - FI01105
-

57B44101

Explanation: Temporary device bus fabric error.

Failing Item:

- SIP3152
-

57B44110

Explanation: Unsupported enclosure function detected.

Failing Item:

- SIP3145
-

57B44120

Explanation: SAS cable VPD cannot be read.

Failing Item:

- SASCABL
-

57B44121

Explanation: SAS cable is missing.

Failing Item:

- SASCABL
-

57B44123

Explanation: Configuration error, invalid cable Vital Product Data. The storage controller detected invalid VPD on the SAS cable. This is most likely caused by a non IBM cable or a wrap plug. The system will continue to run.

57B44150 • 57B48151

Problem determination: Verify that wrap plugs have been removed and the cable is an IBM part. If the problem persists contact your next level of support.

Failing Item:

- SASCABL

57B44150

Explanation: I/O adapter detected PCI bus error.

Response: If this event appears in a serviceable event view, work with the failing item list found there. If this event does not appear in a serviceable event view, no service action is required.

Failing Item:

- BACKPLN
- STORIOA

57B44160

Explanation: I/O adapter detected and recovered a PCI bus error.

Response: If this event appears in a serviceable event view, work with the failing item list found there. If this event does not appear in a serviceable event view, no service action is required.

Failing Item:

- BACKPLN
- STORIOA

57B470DD

Explanation: Disrupt device command completed successfully.

57B48009

Explanation: Impending failure in the cache battery pack or capacitive cache power card.

Failing Item:

- CACHBAT

57B48100

Explanation: Licensed Internal Code error.

Failing Item:

- PTFSRCH
- STORIOA

57B48130

Explanation: IOA detected recoverable device bus error.

Response: If this event appears in a serviceable event view, work with the failing item list found there. If this

event does not appear in a serviceable event view, no service action is required.

Failing Item:

- SIP3150

57B48140

Explanation: IOA detected recoverable device bus error.

Response: If this event appears in a serviceable event view, work with the failing item list found there. If this event does not appear in a serviceable event view, no service action is required.

Failing Item:

- SIP3150

57B48141

Explanation: IOA detected recoverable device error.

Response: No action is required. This reference code is logged for information only.

57B48145

Explanation: Disk device detected recoverable error.

Response: This error is logged against the storage controller resource. Contact your next level of support to determine the part number and location code of the device.

Failing Item:

- NEXTLVL

57B48146

Explanation: Disk device detected recoverable error.

Failing Item:

- FI01105

57B48150

Explanation: A permanent failure occurred.

Failing Item:

- STORIOA
- ANYBRDG

57B48151

Explanation: Licensed Internal Code error.

Failing Item:

- PTFSRCH
- STORIOA

57B48155

Explanation: A permanent failure occurred.

Failing Item:

- PTFSRCH
 - STORIOA
-

57B48156

Explanation: A permanent failure occurred.

Failing Item:

- PTFSRCH
 - STORIOA
-

57B48157

Explanation: I/O adapter card error. The actions and Failing Item list in the Service Action Log will vary based on the conditions this event was logged for.

Response: The FRU list in the Service Action Log will vary based on the conditions this event was logged for. Perform the following:

1. Display the Service Action Log entry for this SRC.
2. If the Failing Item indicates SVCDOCS, then continue with this step. Otherwise go to the next step. Do NOT replace the I/O adapter. This is a recoverable error.
 - LIC will automatically re-IPL the virtual I/O processor associated with the adapter. Other resources attached to the virtual I/O processor may need to be Varied On.
 - If the virtual I/O processor or adapter are not operational then use Hardware Service Manager to manually re-IPL the virtual I/O processor and Vary On attached resources.
 - If manually reIPL-ing the virtual I/O processor fails then contact your next level of support. This ends the procedure.
3. If the Failing Item indicates an I/O adapter, then replace the I/O adapter. Check the list below to determine if the adapter type you are replacing has multiple physical parts.

Problem determination: Perform the following:

1. Display the Service Action Log entry for this SRC.
2. If the Failing Item indicates SVCDOCS, then continue with this step. Otherwise go to the next step. Do NOT replace the I/O adapter. This is a recoverable error.
 - LIC will automatically re-IPL the virtual I/O processor associated with the adapter. Other resources attached to the virtual I/O processor may need to be Varied On.
 - If the virtual I/O processor or adapter are not operational then use Hardware Service Manager

to manually re-IPL the virtual I/O processor and Vary On attached resources.

- If manually reIPL-ing the virtual I/O processor fails then contact your next level of support. This ends the procedure.
3. If the Failing Item indicates an I/O adapter, then contact your next level of support to replace the I/O adapter.

Failing Item:

- SVCDOCS
 - STORIOA
-

57B48300

Explanation: IOA hardware error or PCI bus error.

Problem determination: Perform the following:

1. Examine the location code of the adapter to determine if the adapter is in the system unit or an expansion unit. If the adapter is in an expansion unit, continue with the next step. Otherwise this ends the procedure.
2. If multiple storage adapters in the same expansion unit logged reference code xxxx8300 as a serviceable event at about the same time, continue with the next step. Otherwise this ends the procedure.
3. Suspect a problem with the connection to the enclosure. The problem may have been temporary while working on the unit or while working on the connection or cable(s) to the unit. If the adapter problems were created while working on the unit or working on the connection to the unit, go to step 5.
4. Search for problems logged at about the same time and call out the FRUs that connect the expansion unit to the system unit including the cable(s). Work those problems first, then return to the next step in this procedure.
5. Use Hardware Service Manager (HSM) to verify that the adapters have returned to operational status. Close reference code xxxx8300 problems for adapters that have returned to operational status. Expansion units attached to system units using Light Path service indicators may have activated the FRU fault indicators for those adapters. Use the Service Action Log (SAL) to turn off the FRU fault indicators for adapters that have returned to operational status.
6. Work reference code xxxx8300 problems for any adapters that have not returned to operational status. This ends the procedure.

Failing Item:

- STORIOA
 - ANYBRDG
 - PTFSRCH
-

57B48301

Explanation: Not valid condition in Licensed Internal Code.

Failing Item:

- PTFSRCH
- STORIOA

57B48302

Explanation: Missing Licensed Internal Code.

Response: Ensure that the code necessary to support this I/O adapter is loaded.

Failing Item:

- SVCDOCS
- STORIOA

57B48400

Explanation: Licensed Internal Code error.

Failing Item:

- PTFSRCH

57B48404

Explanation: System log entry only. No service action required.

57B49000

Explanation: Device error.

Failing Item:

- FI01105
- STORIOA

57B49001

Explanation: Device configuration error.

Failing Item:

- NEXTLVL

57B49002

Explanation: Device error.

Failing Item:

- NEXTLVL

57B49008

Explanation: I/O card does not support functions expected by devices.

Failing Item:

- SIP3130

57B49010

Explanation: Cache data associated with attached devices cannot be found.

Failing Item:

- SIP3120

57B49011

Explanation: Cache data belongs to devices other than those attached.

Failing Item:

- NEXTLVL

57B49020

Explanation: Two or more disk units missing from RAID-5 or RAID-6 array.

Failing Item:

- SIP3111

57B49021

Explanation: Two or more disk units missing from RAID-5 or RAID-6 array.

Failing Item:

- SIP3111

57B49022

Explanation: Two or more disk units missing from RAID-5 or RAID-6 array.

Failing Item:

- SIP3111

57B49023

Explanation: One or more array members not in required physical locations.

Failing Item:

- SIP3112

57B49024

Explanation: Array member physical location conflicts with another array.

Failing Item:

- NEXTLVL

57B49025

Explanation: Incompatible device.

Response: An incompatible device is at the physical

location of the device which is causing the array to be exposed.

Failing Item:

- SIP3110
- FI02112

57B49026

Explanation: Disk unit not found at required physical location.

Response: A previously exposed disk unit in an array was not found at the required physical location.

Failing Item:

- NEXTLVL

57B49027

Explanation: Array not functional due to parity out of synchronization.

Response: Array is or would become exposed and parity data is out of synchronization.

Failing Item:

- SIP3113

57B49028

Explanation: Maximum number of functional arrays has been exceeded.

Response: Reduce the number of arrays on this I/O adapter. Either move all the devices in an array to another I/O adapter that supports arrays, or stop an array on this I/O adapter.

Failing Item:

- SVCDOCS

57B49029

Explanation: Maximum number of functional array members has been exceeded.

Response: Contact your next level of support.

Failing Item:

- NEXTLVL

57B49030

Explanation: Array no longer protected due to missing or failed disk unit.

Failing Item:

- SIP3110
- FI02112

57B49031

Explanation: Automatic rebuild initiated for array.

Response: Either a previous rebuild was interrupted and was automatically restarted, or a hot spare disk unit was used to automatically rebuild the array. Look for other reference codes and take action on them.

57B49032

Explanation: A disk unit in an array is missing or failed.

Response: The array is still protected, but the disk unit should be replaced.

Failing Item:

- SIP3110
- FI02112

57B49040

Explanation: Re-synchronization of array parity was initiated.

Response: No action required.

57B49041

Explanation: Background array parity check detected and corrected errors.

Response: Call your next level of support to report the problem.

Failing Item:

- NEXTLVL

57B49042

Explanation: Background parity check corrected errors on disk unit.

Response: Call your next level of support to report the problem.

Failing Item:

- NEXTLVL

57B49050

Explanation: Required cache data not found for one or more disk units.

Failing Item:

- SIP3131

57B49051

Explanation: Cache data exists for one or more missing or failed devices.

Failing Item:

- SIP3132

57B49052

Explanation: Cache data exists for one or more modified devices.

Response: Contact your next level of support.

Failing Item:

- NEXTLVL

57B49054

Explanation: IOA resources not available due to previous problems.

Failing Item:

- SIP3121

57B49055

Explanation: Write cache data is available for attached storage IOA.

Response: No service action required.

57B49070

Explanation: System log entry only. No service action required.

57B49071

Explanation: Link from IOA to auxiliary or remote IOA is operational.

Response: No service action required.

57B49072

Explanation: Link from IOA to auxiliary or remote IOA is non-operational.

Response: No service action required.

57B49073

Explanation: Multiple I/O adapters connected in a not valid configuration.

Failing Item:

- SIP3140

57B49074

Explanation: Multiple I/O adapters connected in a not valid configuration.

Response: Multiple I/O adapters not capable of similar functions or controlling the same set of devices.

Failing Item:

- SIP3141

57B49075

Explanation: Incomplete multipath connection between IOA and remote IOA.

Failing Item:

- SIP3149

57B49076

Explanation: Missing auxiliary IOA or remote IOA.

Failing Item:

- SIP3147

57B49081

Explanation: Device error.

Failing Item:

- FI01105
- STORIOA

57B49082

Explanation: Device error.

Failing Item:

- FI01105
- STORIOA

57B49083

Explanation: System log entry only. No service action required.

57B49084

Explanation: System log entry only. No service action required.

57B49090

Explanation: Disk unit has been modified after the last known status.

Response: Use Hardware Service Manager to re-IPL the virtual I/O processor that is associated with this I/O adapter. Other resources attached to the virtual I/O processor may then need to be Varied On.

If any reference codes are surfaced, use the new reference code to resolve the problem.

If you cannot resolve the problem, contact your next level of support.

Failing Item:

- SVCDOCS

57B49091

Explanation: Incorrect hardware configuration change detected.

Response: Use Hardware Service Manager to re-IPL the virtual I/O processor that is associated with this I/O adapter. Other resources attached to the virtual I/O processor may then need to be Varied On.

If any reference codes are surfaced, use the new reference code to resolve the problem.

If you cannot resolve the problem, contact your next level of support.

Failing Item:

- SVCDOCS

57B49092

Explanation: Disk unit requires initialization before use.

Failing Item:

- SIP3134

57B49500

(57B5) Reference codes

57B51310

Explanation: The I/O adapter resource not available.

Response: The I/O adapter error log is being filled faster than the errors are being reported to the system. Check other errors reported to the system and correct them.

57B53000

Explanation: A permanent failure occurred.

Failing Item:

- STORIOA
- ANYBRDG

57B53020

Explanation: Storage subsystem configuration error.

Failing Item:

- SIP3150

Explanation: Internal program error in driver code.

Failing Item:

- PTFSRCH

57B49903

Explanation: Tape device information was logged. Informational event, no service required.

57B4C000

Explanation: System log entry only. No service action required.

Response: No action is required. This reference code is logged for information only.

57B4C402

Explanation: Licensed Internal Code error.

Response: Ask your next level of support for assistance.

Failing Item:

- PTFSRCH

57B4FF3D

Explanation: I/O adapter detected a recoverable error.

Failing Item:

- STORIOA
- ANYBRDG

57B53100

Explanation: Device bus interface error occurred.

Failing Item:

- SIP3150

57B53140

Explanation: System log entry only. No service action required.

57B53202

Explanation: Storage subsystem configuration error.

Response: The device is not supported in the current configuration. An I/O processor might be required.

Failing Item:

- SVCDOCS

57B53400

57B53401 • 57B54060

Explanation: Unknown resource error.

Failing Item:

- SIP3150
 - FI02112
 - STORIOA
 - SASCABL
-

57B53401

Explanation: Device backplane problem.

Failing Item:

- SASEXP
 - DEVBPLN
-

57B53405

Explanation: An error occurred during task initialization for a removable media device. This SRC is logged when an error occurs and the removable media device driver cannot determine the device type or model.

Response: Perform the following:

- Check the Product Activity Log for other entries that indicate interface problems and work those problems.
- Check the device firmware level and apply the latest PTFs.
- Check for LIC logs with major code 2E00. Contact your next level of support with the information you have gathered.

Problem determination: IPL the IOP to retry the device identification process. If the error persists then contact your service provider.

Failing Item:

- PTFSRCH
-

57B534FF

Explanation: Format in progress.

Response: No action required. This reference code is logged for information only.

57B53601

Explanation: System log entry only. No service action required.

57B54010

Explanation: Configuration error.

Response: Incorrect connection between cascaded enclosures.

Failing Item:

- SIP3142
-

57B54020

Explanation: Configuration error.

Response: Number of connections exceed I/O adapter design limits.

Failing Item:

- SIP3143
-

57B54030

Explanation: Configuration error.

Response: Incorrect multipath connection.

Failing Item:

- SIP3144
-

57B54040

Explanation: Configuration error.

Response: Incomplete multipath connection between I/O adapter and enclosure.

Failing Item:

- SIP3144
-

57B54041

Explanation: Incomplete multipath connection.

Response: Incomplete multipath connection between device backplane and device.

Failing Item:

- SIP3146
-

57B54050

Explanation: Enclosure does not support required multipath function.

Failing Item:

- SIP3148
-

57B54060

Explanation: Multipath redundancy level reduced.

Response: A redundant disk unit connection has failed.

Failing Item:

- SIP3153
 - SASCABL
 - SASEXP
-

57B54061

Explanation: Multipath redundancy level increased.

Response: A redundant disk unit connection has been restored. No service action is required.

57B54070

Explanation: System log entry only. No service action required.

57B54080

Explanation: Storage controller thermal error. The controller exceeded the maximum operating temperature.

Problem determination: Verify that the storage controller is placed in a valid location for this type of controller and enclosure. Perform the procedure listed in the failing items to determine the problem and corrective action.

Failing Item:

- SIP3295
-

57B54085

Explanation: Storage controller detected error. Contact your next level of support or hardware service provider for more information before replacing any hardware.

Failing Item:

- NEXTLVL
-

57B54100

Explanation: Device bus fabric error.

Failing Item:

- SIP3152
 - SASCABL
 - SASEXP
 - DEVBPLN
 - STORIOA
 - FI01105
-

57B54101

Explanation: Temporary device bus fabric error.

Failing Item:

- SIP3152
-

57B54110

Explanation: Unsupported enclosure function detected.

Failing Item:

- SIP3145
-

57B54120

Explanation: SAS cable VPD cannot be read.

Failing Item:

- SASCABL
-

57B54121

Explanation: SAS cable is missing.

Failing Item:

- SASCABL
-

57B54123

Explanation: Configuration error, invalid cable Vital Product Data. The storage controller detected invalid VPD on the SAS cable. This is most likely caused by a non IBM cable or a wrap plug. The system will continue to run.

Problem determination: Verify that wrap plugs have been removed and the cable is an IBM part. If the problem persists contact your next level of support.

Failing Item:

- SASCABL
-

57B54150

Explanation: I/O adapter detected PCI bus error.

Response: If this event appears in a serviceable event view, work with the failing item list found there. If this event does not appear in a serviceable event view, no service action is required.

Failing Item:

- BACKPLN
 - STORIOA
-

57B54160

Explanation: I/O adapter detected and recovered a PCI bus error.

Response: If this event appears in a serviceable event view, work with the failing item list found there. If this event does not appear in a serviceable event view, no service action is required.

Failing Item:

- BACKPLN
 - STORIOA
-

57B570DD

Explanation: Disrupt device command completed successfully.

57B58100

Explanation: Licensed Internal Code error.

Failing Item:

- PTFSRCH
- STORIOA

57B58130

Explanation: IOA detected recoverable device bus error.

Response: If this event appears in a serviceable event view, work with the failing item list found there. If this event does not appear in a serviceable event view, no service action is required.

Failing Item:

- SIP3150

57B58140

Explanation: IOA detected recoverable device bus error.

Response: If this event appears in a serviceable event view, work with the failing item list found there. If this event does not appear in a serviceable event view, no service action is required.

Failing Item:

- SIP3150

57B58141

Explanation: IOA detected recoverable device error.

Response: No action is required. This reference code is logged for information only.

57B58145

Explanation: Disk device detected recoverable error.

Response: This error is logged against the storage controller resource. Contact your next level of support to determine the part number and location code of the device.

Failing Item:

- NEXTLVL

57B58146

Explanation: Disk device detected recoverable error.

Failing Item:

- FI01105

57B58150

Explanation: A permanent failure occurred.

Failing Item:

- STORIOA
- ANYBRDG

57B58151

Explanation: Licensed Internal Code error.

Failing Item:

- PTFSRCH
- STORIOA

57B58155

Explanation: A permanent failure occurred.

Failing Item:

- PTFSRCH
- STORIOA

57B58156

Explanation: A permanent failure occurred.

Failing Item:

- PTFSRCH
- STORIOA

57B58157

Explanation: I/O adapter card error. The actions and Failing Item list in the Service Action Log will vary based on the conditions this event was logged for.

Response: The FRU list in the Service Action Log will vary based on the conditions this event was logged for. Perform the following:

1. Display the Service Action Log entry for this SRC.
2. If the Failing Item indicates SVCDOCS, then continue with this step. Otherwise go to the next step. Do NOT replace the I/O adapter. This is a recoverable error.
 - LIC will automatically re-IPL the virtual I/O processor associated with the adapter. Other resources attached to the virtual I/O processor may need to be Varied On.
 - If the virtual I/O processor or adapter are not operational then use Hardware Service Manager

to manually re-IPL the virtual I/O processor and Vary On attached resources.

- If manually reIPL-ing the virtual I/O processor fails then contact your next level of support. This ends the procedure.
3. If the Failing Item indicates an I/O adapter, then replace the I/O adapter. Check the list below to determine if the adapter type you are replacing has multiple physical parts.

Problem determination: Perform the following:

1. Display the Service Action Log entry for this SRC.
2. If the Failing Item indicates SVCDOCS, then continue with this step. Otherwise go to the next step. Do NOT replace the I/O adapter. This is a recoverable error.
 - LIC will automatically re-IPL the virtual I/O processor associated with the adapter. Other resources attached to the virtual I/O processor may need to be Varied On.
 - If the virtual I/O processor or adapter are not operational then use Hardware Service Manager to manually re-IPL the virtual I/O processor and Vary On attached resources.
 - If manually reIPL-ing the virtual I/O processor fails then contact your next level of support. This ends the procedure.
3. If the Failing Item indicates an I/O adapter, then contact your next level of support to replace the I/O adapter.

Failing Item:

- SVCDOCS
- STORIOA

57B58300

Explanation: IOA hardware error or PCI bus error.

Problem determination: Perform the following:

1. Examine the location code of the adapter to determine if the adapter is in the system unit or an expansion unit. If the adapter is in an expansion unit, continue with the next step. Otherwise this ends the procedure.
2. If multiple storage adapters in the same expansion unit logged reference code xxxx8300 as a serviceable event at about the same time, continue with the next step. Otherwise this ends the procedure.
3. Suspect a problem with the connection to the enclosure. The problem may have been temporary while working on the unit or while working on the connection or cable(s) to the unit. If the adapter problems were created while working on the unit or working on the connection to the unit, go to step 5.
4. Search for problems logged at about the same time and call out the FRUs that connect the expansion

unit to the system unit including the cable(s). Work those problems first, then return to the next step in this procedure.

5. Use Hardware Service Manager (HSM) to verify that the adapters have returned to operational status. Close reference code xxxx8300 problems for adapters that have returned to operational status. Expansion units attached to system units using Light Path service indicators may have activated the FRU fault indicators for those adapters. Use the Service Action Log (SAL) to turn off the FRU fault indicators for adapters that have returned to operational status.
6. Work reference code xxxx8300 problems for any adapters that have not returned to operational status. This ends the procedure.

Failing Item:

- STORIOA
- ANYBRDG
- PTFSRCH

57B58301

Explanation: Not valid condition in Licensed Internal Code.

Failing Item:

- PTFSRCH
- STORIOA

57B58302

Explanation: Missing Licensed Internal Code.

Response: Ensure that the code necessary to support this I/O adapter is loaded.

Failing Item:

- SVCDOCS
- STORIOA

57B58400

Explanation: Licensed Internal Code error.

Failing Item:

- PTFSRCH

57B58404

Explanation: System log entry only. No service action required.

57B59000

Explanation: Device error.

Failing Item:

- FI01105

57B59001 • 57B59029

- STORIOA

57B59001

Explanation: Device configuration error.

Failing Item:

- NEXTLVL

57B59002

Explanation: Device error.

Failing Item:

- NEXTLVL

57B59008

Explanation: I/O card does not support functions expected by devices.

Failing Item:

- SIP3130

57B59011

Explanation: Cache data belongs to devices other than those attached.

Failing Item:

- NEXTLVL

57B59020

Explanation: Two or more disk units missing from RAID-5 or RAID-6 array.

Failing Item:

- SIP3111

57B59021

Explanation: Two or more disk units missing from RAID-5 or RAID-6 array.

Failing Item:

- SIP3111

57B59022

Explanation: Two or more disk units missing from RAID-5 or RAID-6 array.

Failing Item:

- SIP3111

57B59023

Explanation: One or more array members not in required physical locations.

Failing Item:

- SIP3112

57B59024

Explanation: Array member physical location conflicts with another array.

Failing Item:

- NEXTLVL

57B59025

Explanation: Incompatible device.

Response: An incompatible device is at the physical location of the device which is causing the array to be exposed.

Failing Item:

- SIP3110
- FI02112

57B59026

Explanation: Disk unit not found at required physical location.

Response: A previously exposed disk unit in an array was not found at the required physical location.

Failing Item:

- NEXTLVL

57B59027

Explanation: Array not functional due to parity out of synchronization.

Response: Array is or would become exposed and parity data is out of synchronization.

Failing Item:

- SIP3113

57B59028

Explanation: Maximum number of functional arrays has been exceeded.

Response: Reduce the number of arrays on this I/O adapter. Either move all the devices in an array to another I/O adapter that supports arrays, or stop an array on this I/O adapter.

Failing Item:

- SVCDOCS

57B59029

Explanation: Maximum number of functional array members has been exceeded.

Response: Contact your next level of support.

Failing Item:

- NEXTLVL

57B59030

Explanation: Array no longer protected due to missing or failed disk unit.

Failing Item:

- SIP3110
- FI02112

57B59031

Explanation: Automatic rebuild initiated for array.

Response: Either a previous rebuild was interrupted and was automatically restarted, or a hot spare disk unit was used to automatically rebuild the array. Look for other reference codes and take action on them.

57B59032

Explanation: A disk unit in an array is missing or failed.

Response: The array is still protected, but the disk unit should be replaced.

Failing Item:

- SIP3110
- FI02112

57B59040

Explanation: Re-synchronization of array parity was initiated.

Response: No action required.

57B59041

Explanation: Background array parity check detected and corrected errors.

Response: Call your next level of support to report the problem.

Failing Item:

- NEXTLVL

57B59042

Explanation: Background parity check corrected errors on disk unit.

Response: Call your next level of support to report the problem.

Failing Item:

- NEXTLVL

57B59050

Explanation: Required cache data not found for one or more disk units.

Failing Item:

- SIP3131

57B59051

Explanation: Cache data exists for one or more missing or failed devices.

Failing Item:

- SIP3132

57B59052

Explanation: Cache data exists for one or more modified devices.

Response: Contact your next level of support.

Failing Item:

- NEXTLVL

57B59054

Explanation: IOA resources not available due to previous problems.

Failing Item:

- SIP3121

57B59055

Explanation: Write cache data is available for attached storage IOA.

Response: No service action required.

57B59070

Explanation: System log entry only. No service action required.

57B59071

Explanation: Link from IOA to auxiliary or remote IOA is operational.

Response: No service action required.

57B59072

Explanation: Link from IOA to auxiliary or remote IOA is non-operational.

Response: No service action required.

57B59073

Explanation: Multiple I/O adapters connected in a not valid configuration.

Failing Item:

- SIP3140

57B59074

Explanation: Multiple I/O adapters connected in a not valid configuration.

Response: Multiple I/O adapters not capable of similar functions or controlling the same set of devices.

Failing Item:

- SIP3141

57B59075

Explanation: Incomplete multipath connection between IOA and remote IOA.

Failing Item:

- SIP3149

57B59076

Explanation: Missing auxiliary IOA or remote IOA.

Failing Item:

- SIP3147

57B59081

Explanation: Device error.

Failing Item:

- FI01105
- STORIOA

57B59082

Explanation: Device error.

Failing Item:

- FI01105
- STORIOA

57B59083

Explanation: System log entry only. No service action required.

57B59084

Explanation: System log entry only. No service action required.

57B59090

Explanation: Disk unit has been modified after the last known status.

Response: Use Hardware Service Manager to re-IPL the virtual I/O processor that is associated with this I/O adapter. Other resources attached to the virtual I/O processor may then need to be Varied On.

If any reference codes are surfaced, use the new reference code to resolve the problem.

If you cannot resolve the problem, contact your next level of support.

Failing Item:

- SVCDOCS

57B59091

Explanation: Incorrect hardware configuration change detected.

Response: Use Hardware Service Manager to re-IPL the virtual I/O processor that is associated with this I/O adapter. Other resources attached to the virtual I/O processor may then need to be Varied On.

If any reference codes are surfaced, use the new reference code to resolve the problem.

If you cannot resolve the problem, contact your next level of support.

Failing Item:

- SVCDOCS

57B59092

Explanation: Disk unit requires initialization before use.

Failing Item:

- SIP3134

57B59500

Explanation: Internal program error in driver code.

Failing Item:

- PTFSRCH

57B59903

Explanation: Tape device information was logged. Informational event, no service required.

57B5C000

Explanation: System log entry only. No service action required.

Response: No action is required. This reference code is logged for information only.

57B5C402

Explanation: Licensed Internal Code error.

Response: Ask your next level of support for assistance.

Failing Item:

- PTFSRCH
-

(57B7) Reference codes

57B71310

Explanation: I/O adapter resource not available.

Response: The I/O adapter error log is being filled faster than the errors are being reported to the system. Check other errors reported to the system and correct them.

57B73100

Explanation: Device bus interface error occurred.

Failing Item:

- AUXIOA
 - PRIMIOA
 - BACKPLN
-

57B73400

Explanation: Unknown resource error.

Failing Item:

- PRIMIOA
 - AUXIOA
 - BACKPLN
-

57B74100

Explanation: Device bus fabric error.

Failing Item:

- SIP3152
 - SASCABL
 - SASEXP
 - DEVBPLN
 - STORIOA
 - FI01105
-

57B74101

Explanation: Temporary device bus fabric error.

Failing Item:

- SIP3152
-

57B74150

57B5FF3D

Explanation: I/O adapter detected a recoverable error.

Failing Item:

- STORIOA
 - ANYBRDG
-

Explanation: I/O adapter detected PCI bus error.

Response: If this event appears in a serviceable event view, work with the failing item list found there. If this event does not appear in a serviceable event view, no service action is required.

Failing Item:

- BACKPLN
 - AUXIOA
-

57B74160

Explanation: I/O adapter detected and recovered a PCI bus error.

Response: If this event appears in a serviceable event view, work with the failing item list found there. If this event does not appear in a serviceable event view, no service action is required.

Failing Item:

- BACKPLN
 - AUXIOA
-

57B78008

Explanation: A permanent cache battery pack failure occurred.

Response: NOTE: Under a certain configuration, this SRC may not represent an error that requires a service action. Depending on the configuration of the system, the Storage IOA may have been altered and/or the Storage IOA Cache may have been disabled to allow attachment of OEM Storage that emulates a Load Source drive. If this is the case, this error will be posted each time the IOA is IPLed and it can be ignored.

Failing Item:

- CACHBAT
 - AUXIOA
-

57B78009

Explanation: Impending cache battery pack failure.

Failing Item:

- CACHBAT
-

57B78100**Explanation:** Licensed Internal Code error.**Failing Item:**

- PTFSRCH
 - AUXIOA
-

57B78130**Explanation:** I/O adapter detected recoverable bus error.**Response:** If this event appears in a serviceable event view, work with the failing item list found there. If this event does not appear in a serviceable event view, no service action is required.**Failing Item:**

- PRIMIOA
 - AUXIOA
 - BACKPLN
-

57B78140**Explanation:** I/O adapter detected recoverable bus error.**Response:** If this event appears in a serviceable event view, work with the failing item list found there. If this event does not appear in a serviceable event view, no service action is required.**Failing Item:**

- PRIMIOA
 - AUXIOA
 - BACKPLN
-

57B78150**Explanation:** A permanent failure occurred.**Response:** NOTE: Under a certain configuration, this SRC may not represent an error that requires a service action. Depending on the configuration of the system, the Storage IOA may have been altered and/or the Storage IOA Cache may have been disabled to allow attachment of OEM Storage that emulates a Load Source drive. If this is the case, this error will be posted each time the IOA is IPLed and it can be ignored.**Failing Item:**

- AUXIOA
 - ANYBRDG
-

57B78151**Explanation:** Licensed Internal Code error.**Failing Item:**

- PTFSRCH
-

- AUXIOA
-

57B78155**Explanation:** A permanent failure occurred.**Failing Item:**

- PTFSRCH
 - AUXIOA
-

57B78156**Explanation:** A permanent failure occurred.**Failing Item:**

- PTFSRCH
 - AUXIOA
-

57B78157**Explanation:** I/O adapter card error.**Response:** Display the Service Action Log entry for this SRC. If the Failing Item indicates I/O adapter, then replace the I/O adapter. If the Failing Item indicates SVCDOCS, then do NOT replace the I/O adapter. This is a recoverable error. Use Hardware Service Manager to re-IPL the virtual I/O processor that is associated with this I/O adapter.**Failing Item:**

- SVCDOCS
-

57B78300**Explanation:** IOA hardware or PCI bus error.**Failing Item:**

- AUXIOA
 - ANYBRDG
 - PTFSRCH
-

57B78301**Explanation:** Not valid condition in Licensed Internal Code.**Failing Item:**

- PTFSRCH
 - AUXIOA
-

57B78302**Explanation:** Missing Licensed Internal Code.**Response:** Ensure that the code necessary to support this I/O adapter is loaded.**Failing Item:**

- SVCDOCS
 - AUXIOA
-

57B79055

Explanation: Write cache data is available for attached storage IOA.

Response: No service action required.

57B79071

Explanation: Link from IOA to auxiliary cache IOA went operational.

Response: No service action required.

57B79072

Explanation: Link from IOA to auxiliary cache IOA went non-operational.

Response: No service action required.

57B79073

Explanation: Multiple I/O adapters connected in a not valid configuration.

Failing Item:

(57B8) Reference codes

57B81310

Explanation: The I/O adapter resource not available.

Response: The I/O adapter error log is being filled faster than the errors are being reported to the system. Check other errors reported to the system and correct them.

57B83000

Explanation: A permanent failure occurred.

Failing Item:

- STORIOA
 - ANYBRDG
-

57B83020

Explanation: Storage subsystem configuration error.

Failing Item:

- SIP3150
-

57B83100

Explanation: Device bus interface error occurred.

Failing Item:

- SIP3150
-

57B83140

- SIP3140
-

57B79076

Explanation: Missing remote I/O adapter.

Failing Item:

- SIP3147
 - PRIMIOA
 - AUXIOA
 - BACKPLN
-

57B7FF3D

Explanation: I/O adapter detected recoverable error.

Response: If this event appears in a serviceable event view, work with the failing item list found there. If this event does not appear in a serviceable event view, no service action is required.

Failing Item:

- AUXIOA
 - ANYBRDG
-

Explanation: System log entry only. No service action required.

57B83202

Explanation: Storage subsystem configuration error.

Response: The device is not supported in the current configuration. An I/O processor might be required.

Failing Item:

- SVCDOCS
-

57B83400

Explanation: Unknown resource error.

Failing Item:

- SIP3150
 - FI02112
 - STORIOA
 - SASCABL
-

57B83401

Explanation: Device backplane problem.

Failing Item:

- SASEXP
 - DEVBPLN
-

57B83405

57B834FF • 57B84100

Explanation: An error occurred during task initialization for a removable media device. This SRC is logged when an error occurs and the removable media device driver cannot determine the device type or model.

Response: Perform the following:

- Check the Product Activity Log for other entries that indicate interface problems and work those problems.
- Check the device firmware level and apply the latest PTFs.
- Check for LIC logs with major code 2E00. Contact your next level of support with the information you have gathered.

Problem determination: IPL the IOP to retry the device identification process. If the error persists then contact your service provider.

Failing Item:

- PTFSRCH

57B834FF

Explanation: Format in progress.

Response: No action required. This reference code is logged for information only.

57B83601

Explanation: System log entry only. No service action required.

57B84010

Explanation: Configuration error.

Response: Incorrect connection between cascaded enclosures.

Failing Item:

- SIP3142

57B84020

Explanation: Configuration error.

Response: Number of connections exceed I/O adapter design limits.

Failing Item:

- SIP3143

57B84030

Explanation: Configuration error.

Response: Incorrect multipath connection.

Failing Item:

- SIP3144

57B84040

Explanation: Configuration error.

Response: Incomplete multipath connection between I/O adapter and enclosure.

Failing Item:

- SIP3144

57B84041

Explanation: Incomplete multipath connection.

Response: Incomplete multipath connection between device backplane and device.

Failing Item:

- SIP3146

57B84050

Explanation: Enclosure does not support required multipath function.

Failing Item:

- SIP3148

57B84060

Explanation: Multipath redundancy level reduced.

Response: A redundant disk unit connection has failed.

Failing Item:

- SIP3153
- SASCABL
- SASEXP

57B84061

Explanation: Multipath redundancy level increased.

Response: A redundant disk unit connection has been restored. No service action is required.

57B84070

Explanation: System log entry only. No service action required.

57B84100

Explanation: Device bus fabric error.

Failing Item:

- SIP3152
- SASCABL
- SASEXP
- DEVBPLN
- STORIOA

- FI01105

57B84101

Explanation: Temporary device bus fabric error.

Failing Item:

- SIP3152

57B84110

Explanation: Unsupported enclosure function detected.

Failing Item:

- SIP3145

57B84150

Explanation: I/O adapter detected PCI bus error.

Response: If this event appears in a serviceable event view, work with the failing item list found there. If this event does not appear in a serviceable event view, no service action is required.

Failing Item:

- BACKPLN
- STORIOA

57B84160

Explanation: I/O adapter detected and recovered a PCI bus error.

Response: If this event appears in a serviceable event view, work with the failing item list found there. If this event does not appear in a serviceable event view, no service action is required.

Failing Item:

- BACKPLN
- STORIOA

57B870DD

Explanation: Disrupt device command completed successfully.

57B88008

Explanation: A permanent failure has occurred in the cache battery pack or capacitive cache power card.

Response: Under a certain configuration, this SRC may not represent an error that requires a service action. Depending on the configuration of the system, the Storage IOA may have been altered and/or the Storage IOA Cache may have been disabled to allow attachment of OEM Storage that emulates a Load Source drive. If this is the case, this error will be posted each time the IOA is IPLed and it can be ignored.

Failing Item:

- CACHBAT
- STORIOA
- FEATCRD

57B88009

Explanation: Impending failure in the cache battery pack or capacitive cache power card.

Failing Item:

- CACHBAT

57B88100

Explanation: Licensed Internal Code error.

Failing Item:

- PTFSRCH
- STORIOA

57B88130

Explanation: IOA detected recoverable device bus error.

Response: If this event appears in a serviceable event view, work with the failing item list found there. If this event does not appear in a serviceable event view, no service action is required.

Failing Item:

- SIP3150

57B88140

Explanation: IOA detected recoverable device bus error.

Response: If this event appears in a serviceable event view, work with the failing item list found there. If this event does not appear in a serviceable event view, no service action is required.

Failing Item:

- SIP3150

57B88141

Explanation: IOA detected recoverable device error.

Response: No action is required. This reference code is logged for information only.

57B88145

Explanation: Disk device detected recoverable error.

Response: This error is logged against the storage controller resource. Contact your next level of support to determine the part number and location code of the device.

Failing Item:

- NEXTLVL

57B88146

Explanation: Disk device detected recoverable error.

Failing Item:

- FI01105

57B88150

Explanation: A permanent failure occurred.

Response: Under a certain configuration, this SRC may not represent an error that requires a service action. Depending on the configuration of the system, the Storage IOA may have been altered and/or the Storage IOA Cache may have been disabled to allow attachment of OEM Storage that emulates a Load Source drive. If this is the case, this error will be posted each time the IOA is IPLed and it can be ignored.

Failing Item:

- STORIOA
- ANYBRDG

57B88151

Explanation: Licensed Internal Code error.

Failing Item:

- PTFSRCH
- STORIOA

57B88155

Explanation: A permanent failure occurred.

Failing Item:

- PTFSRCH
- STORIOA

57B88156

Explanation: A permanent failure occurred.

Failing Item:

- PTFSRCH
- STORIOA

57B88157

Explanation: I/O adapter card error. The actions and Failing Item list in the Service Action Log will vary based on the conditions this event was logged for.

Response: The FRU list in the Service Action Log will vary based on the conditions this event was logged for. Perform the following:

1. Display the Service Action Log entry for this SRC.

2. If the Failing Item indicates SVCDOCS, then continue with this step. Otherwise go to the next step. Do NOT replace the I/O adapter. This is a recoverable error.

- LIC will automatically re-IPL the virtual I/O processor associated with the adapter. Other resources attached to the virtual I/O processor may need to be Varied On.
- If the virtual I/O processor or adapter are not operational then use Hardware Service Manager to manually re-IPL the virtual I/O processor and Vary On attached resources.
- If manually reIPL-ing the virtual I/O processor fails then contact your next level of support. This ends the procedure.

3. If the Failing Item indicates an I/O adapter, then replace the I/O adapter. Check the list below to determine if the adapter type you are replacing has multiple physical parts.

Problem determination: Perform the following:

1. Display the Service Action Log entry for this SRC.
2. If the Failing Item indicates SVCDOCS, then continue with this step. Otherwise go to the next step. Do NOT replace the I/O adapter. This is a recoverable error.
 - LIC will automatically re-IPL the virtual I/O processor associated with the adapter. Other resources attached to the virtual I/O processor may need to be Varied On.
 - If the virtual I/O processor or adapter are not operational then use Hardware Service Manager to manually re-IPL the virtual I/O processor and Vary On attached resources.
 - If manually reIPL-ing the virtual I/O processor fails then contact your next level of support. This ends the procedure.
3. If the Failing Item indicates an I/O adapter, then contact your next level of support to replace the I/O adapter.

Failing Item:

- SVCDOCS
- STORIOA

57B88300

Explanation: IOA hardware error or PCI bus error.

Problem determination: Perform the following:

1. Examine the location code of the adapter to determine if the adapter is in the system unit or an expansion unit. If the adapter is in an expansion unit, continue with the next step. Otherwise this ends the procedure.
2. If multiple storage adapters in the same expansion unit logged reference code xxxx8300 as a serviceable event at about the same time, continue with the next step. Otherwise this ends the procedure.

3. Suspect a problem with the connection to the enclosure. The problem may have been temporary while working on the unit or while working on the connection or cable(s) to the unit. If the adapter problems were created while working on the unit or working on the connection to the unit, go to step 5.
4. Search for problems logged at about the same time and call out the FRUs that connect the expansion unit to the system unit including the cable(s). Work those problems first, then return to the next step in this procedure.
5. Use Hardware Service Manager (HSM) to verify that the adapters have returned to operational status. Close reference code xxxx8300 problems for adapters that have returned to operational status. Expansion units attached to system units using Light Path service indicators may have activated the FRU fault indicators for those adapters. Use the Service Action Log (SAL) to turn off the FRU fault indicators for adapters that have returned to operational status.
6. Work reference code xxxx8300 problems for any adapters that have not returned to operational status. This ends the procedure.

Failing Item:

- STORIOA
- ANYBRDG
- PTFSRCH

57B88301

Explanation: Not valid condition in Licensed Internal Code.

Failing Item:

- PTFSRCH
- STORIOA

57B88302

Explanation: Missing Licensed Internal Code.

Response: Ensure that the code necessary to support this I/O adapter is loaded.

Failing Item:

- SVCDOCS
- STORIOA

57B88400

Explanation: Licensed Internal Code error.

Failing Item:

- PTFSRCH

57B88404

Explanation: System log entry only. No service action required.

57B89000

Explanation: Device error.

Failing Item:

- FI01105
- STORIOA

57B89001

Explanation: Device configuration error.

Failing Item:

- NEXTLVL

57B89002

Explanation: Device error.

Failing Item:

- NEXTLVL

57B89008

Explanation: I/O card does not support functions expected by devices.

Failing Item:

- SIP3130

57B89010

Explanation: Cache data associated with attached devices cannot be found.

Failing Item:

- SIP3120

57B89011

Explanation: Cache data belongs to devices other than those attached.

Failing Item:

- NEXTLVL

57B89020

Explanation: Two or more disk units missing from RAID-5 or RAID-6 array.

Failing Item:

- SIP3111

57B89021

Explanation: Two or more disk units missing from RAID-5 or RAID-6 array.

Failing Item:

- SIP3111

57B89022

Explanation: Two or more disk units missing from RAID-5 or RAID-6 array.

Failing Item:

- SIP3111

57B89023

Explanation: One or more array members not in required physical locations.

Failing Item:

- SIP3112

57B89024

Explanation: Array member physical location conflicts with another array.

Failing Item:

- NEXTLVL

57B89025

Explanation: Incompatible device.

Response: An incompatible device is at the physical location of the device which is causing the array to be exposed.

Failing Item:

- SIP3110
- FI02112

57B89026

Explanation: Disk unit not found at required physical location.

Response: A previously exposed disk unit in an array was not found at the required physical location.

Failing Item:

- NEXTLVL

57B89027

Explanation: Array not functional due to parity out of synchronization.

Response: Array is or would become exposed and parity data is out of synchronization.

Failing Item:

- SIP3113

57B89028

Explanation: Maximum number of functional arrays has been exceeded.

Response: Reduce the number of arrays on this I/O adapter. Either move all the devices in an array to another I/O adapter that supports arrays, or stop an array on this I/O adapter.

Failing Item:

- SVCDOCS

57B89029

Explanation: Maximum number of functional array members has been exceeded.

Response: Contact your next level of support.

Failing Item:

- NEXTLVL

57B89030

Explanation: Array no longer protected due to missing or failed disk unit.

Failing Item:

- SIP3110
- FI02112

57B89031

Explanation: Automatic rebuild initiated for array.

Response: Either a previous rebuild was interrupted and was automatically restarted, or a hot spare disk unit was used to automatically rebuild the array. Look for other reference codes and take action on them.

57B89032

Explanation: A disk unit in an array is missing or failed.

Response: The array is still protected, but the disk unit should be replaced.

Failing Item:

- SIP3110
- FI02112

57B89040

Explanation: Re-synchronization of array parity was initiated.

Response: No action required.

57B89041

Explanation: Background array parity check detected and corrected errors.

Response: Call your next level of support to report the problem.

Failing Item:

- NEXTLVL
-

57B89042

Explanation: Background parity check corrected errors on disk unit.

Response: Call your next level of support to report the problem.

Failing Item:

- NEXTLVL
-

57B89050

Explanation: Required cache data not found for one or more disk units.

Failing Item:

- SIP3131
-

57B89051

Explanation: Cache data exists for one or more missing or failed devices.

Failing Item:

- SIP3132
-

57B89052

Explanation: Cache data exists for one or more modified devices.

Response: Contact your next level of support.

Failing Item:

- NEXTLVL
-

57B89054

Explanation: IOA resources not available due to previous problems.

Failing Item:

- SIP3121
-

57B89055

Explanation: Write cache data is available for attached storage IOA.

Response: No service action required.

57B89070

Explanation: System log entry only. No service action required.

57B89071

Explanation: Link from IOA to auxiliary or remote IOA is operational.

Response: No service action required.

57B89072

Explanation: Link from IOA to auxiliary or remote IOA is non-operational.

Response: No service action required.

57B89073

Explanation: Multiple I/O adapters connected in a not valid configuration.

Failing Item:

- SIP3140
-

57B89074

Explanation: Multiple I/O adapters connected in a not valid configuration.

Response: Multiple I/O adapters not capable of similar functions or controlling the same set of devices.

Failing Item:

- SIP3141
-

57B89075

Explanation: Incomplete multipath connection between IOA and remote IOA.

Failing Item:

- SIP3149
-

57B89076

Explanation: Missing auxiliary IOA or remote IOA.

Failing Item:

- SIP3147
-

57B89081

Explanation: Device error.

Failing Item:

- FI01105
 - STORIOA
-

57B89082

Explanation: Device error.

Failing Item:

- FI01105
- STORIOA

57B89083

Explanation: System log entry only. No service action required.

57B89084

Explanation: System log entry only. No service action required.

57B89090

Explanation: Disk unit has been modified after the last known status.

Response: Use Hardware Service Manager to re-IPL the virtual I/O processor that is associated with this I/O adapter. Other resources attached to the virtual I/O processor may then need to be Varied On.

If any reference codes are surfaced, use the new reference code to resolve the problem.

If you cannot resolve the problem, contact your next level of support.

Failing Item:

- SVCDOCS

57B89091

Explanation: Incorrect hardware configuration change detected.

Response: Use Hardware Service Manager to re-IPL the virtual I/O processor that is associated with this I/O adapter. Other resources attached to the virtual I/O processor may then need to be Varied On.

If any reference codes are surfaced, use the new reference code to resolve the problem.

If you cannot resolve the problem, contact your next level of support.

(57BB) Reference codes

57BB1310

Explanation: The I/O adapter resource not available.

Response: The I/O adapter error log is being filled faster than the errors are being reported to the system. Check other errors reported to the system and correct them.

Failing Item:

- SVCDOCS

57B89092

Explanation: Disk unit requires initialization before use.

Failing Item:

- SIP3134

57B89500

Explanation: Internal program error in driver code.

Failing Item:

- PTFSRCH

57B89903

Explanation: Tape device information was logged. Informational event, no service required.

57B8C000

Explanation: System log entry only. No service action required.

Response: No action is required. This reference code is logged for information only.

57B8C402

Explanation: Licensed Internal Code error.

Response: Ask your next level of support for assistance.

Failing Item:

- PTFSRCH

57B8FF3D

Explanation: I/O adapter detected a recoverable error.

Failing Item:

- STORIOA
- ANYBRDG

57BB3000

Explanation: A permanent failure occurred.

Failing Item:

- STORIOA
- ANYBRDG

57BB3020

Explanation: Storage subsystem configuration error.

Failing Item:

- SIP3150
-

57BB3100

Explanation: Device bus interface error occurred.

Failing Item:

- SIP3150
-

57BB3140

Explanation: System log entry only. No service action required.

57BB3202

Explanation: Storage subsystem configuration error.

Response: The device is not supported in the current configuration. An I/O processor might be required.

Failing Item:

- SVCDOCS
-

57BB3400

Explanation: Unknown resource error.

Failing Item:

- SIP3150
 - FI02112
 - STORIOA
 - SASCABL
-

57BB3401

Explanation: Device backplane problem.

Failing Item:

- SASEXP
 - DEVBPLN
-

57BB3405

Explanation: An error occurred during task initialization for a removable media device. This SRC is logged when an error occurs and the removable media device driver cannot determine the device type or model.

Response: Perform the following:

- Check the Product Activity Log for other entries that indicate interface problems and work those problems.
 - Check the device firmware level and apply the latest PTFs.
-

- Check for LIC logs with major code 2E00. Contact your next level of support with the information you have gathered.

Problem determination: IPL the IOP to retry the device identification process. If the error persists then contact your service provider.

Failing Item:

- PTFSRCH
-

57BB34FF

Explanation: Format in progress.

Response: No action required. This reference code is logged for information only.

57BB3601

Explanation: System log entry only. No service action required.

57BB4010

Explanation: Configuration error.

Response: Incorrect connection between cascaded enclosures.

Failing Item:

- SIP3142
-

57BB4020

Explanation: Configuration error.

Response: Number of connections exceed I/O adapter design limits.

Failing Item:

- SIP3143
-

57BB4030

Explanation: Configuration error.

Response: Incorrect multipath connection.

Failing Item:

- SIP3144
-

57BB4040

Explanation: Configuration error.

Response: Incomplete multipath connection between I/O adapter and enclosure.

Failing Item:

- SIP3144
-

57BB4041

Explanation: Incomplete multipath connection.

Response: Incomplete multipath connection between device backplane and device.

Failing Item:

- SIP3146

57BB4050

Explanation: Enclosure does not support required multipath function.

Failing Item:

- SIP3148

57BB4060

Explanation: Multipath redundancy level reduced.

Response: A redundant disk unit connection has failed.

Failing Item:

- SIP3153
- SASCABL
- SASEXP

57BB4061

Explanation: Multipath redundancy level increased.

Response: A redundant disk unit connection has been restored. No service action is required.

57BB4070

Explanation: System log entry only. No service action required.

57BB4080

Explanation: Storage controller thermal error. The controller exceeded the maximum operating temperature.

Problem determination: Verify that the storage controller is placed in a valid location for this type of controller and enclosure. Perform the procedure listed in the failing items to determine the problem and corrective action.

Failing Item:

- SIP3295

57BB4085

Explanation: Storage controller detected error. Contact your next level of support or hardware service provider for more information before replacing any hardware.

Failing Item:

- NEXTLVL

57BB4100

Explanation: Device bus fabric error.

Failing Item:

- SIP3152
- SASCABL
- SASEXP
- DEVBPLN
- STORIOA
- FI01105

57BB4101

Explanation: Temporary device bus fabric error.

Failing Item:

- SIP3152

57BB4110

Explanation: Unsupported enclosure function detected.

Failing Item:

- SIP3145

57BB4120

Explanation: SAS cable VPD cannot be read.

Failing Item:

- SASCABL

57BB4121

Explanation: SAS cable is missing.

Failing Item:

- SASCABL

57BB4123

Explanation: Configuration error, invalid cable Vital Product Data. The storage controller detected invalid VPD on the SAS cable. This is most likely caused by a non IBM cable or a wrap plug. The system will continue to run.

Problem determination: Verify that wrap plugs have been removed and the cable is an IBM part. If the problem persists contact your next level of support.

Failing Item:

- SASCABL

57BB4150

Explanation: I/O adapter detected PCI bus error.

Response: If this event appears in a serviceable event view, work with the failing item list found there. If this event does not appear in a serviceable event view, no service action is required.

Failing Item:

- BACKPLN
 - STORIOA
-

57BB4160

Explanation: I/O adapter detected and recovered a PCI bus error.

Response: If this event appears in a serviceable event view, work with the failing item list found there. If this event does not appear in a serviceable event view, no service action is required.

Failing Item:

- BACKPLN
 - STORIOA
-

57BB70DD

Explanation: Disrupt device command completed successfully.

57BB8100

Explanation: Licensed Internal Code error.

Failing Item:

- PTFSRCH
 - STORIOA
-

57BB8130

Explanation: IOA detected recoverable device bus error.

Response: If this event appears in a serviceable event view, work with the failing item list found there. If this event does not appear in a serviceable event view, no service action is required.

Failing Item:

- SIP3150
-

57BB8140

Explanation: IOA detected recoverable device bus error.

Response: If this event appears in a serviceable event view, work with the failing item list found there. If this event does not appear in a serviceable event view, no service action is required.

Failing Item:

- SIP3150
-

57BB8141

Explanation: IOA detected recoverable device error.

Response: No action is required. This reference code is logged for information only.

57BB8145

Explanation: Disk device detected recoverable error.

Response: This error is logged against the storage controller resource. Contact your next level of support to determine the part number and location code of the device.

Failing Item:

- NEXTLVL
-

57BB8146

Explanation: Disk device detected recoverable error.

Failing Item:

- FI01105
-

57BB8150

Explanation: A permanent failure occurred.

Failing Item:

- STORIOA
 - ANYBRDG
-

57BB8151

Explanation: Licensed Internal Code error.

Failing Item:

- PTFSRCH
 - STORIOA
-

57BB8155

Explanation: A permanent failure occurred.

Failing Item:

- PTFSRCH
 - STORIOA
-

57BB8156

Explanation: A permanent failure occurred.

Failing Item:

- PTFSRCH
 - STORIOA
-

57BB8157

Explanation: I/O adapter card error. The actions and Failing Item list in the Service Action Log will vary based on the conditions this event was logged for.

Response: The FRU list in the Service Action Log will vary based on the conditions this event was logged for. Perform the following:

1. Display the Service Action Log entry for this SRC.
2. If the Failing Item indicates SVCDOCS, then continue with this step. Otherwise go to the next step. Do NOT replace the I/O adapter. This is a recoverable error.
 - LIC will automatically re-IPL the virtual I/O processor associated with the adapter. Other resources attached to the virtual I/O processor may need to be Varied On.
 - If the virtual I/O processor or adapter are not operational then use Hardware Service Manager to manually re-IPL the virtual I/O processor and Vary On attached resources.
 - If manually reIPL-ing the virtual I/O processor fails then contact your next level of support. This ends the procedure.
3. If the Failing Item indicates an I/O adapter, then replace the I/O adapter. Check the list below to determine if the adapter type you are replacing has multiple physical parts.

Problem determination: Perform the following:

1. Display the Service Action Log entry for this SRC.
2. If the Failing Item indicates SVCDOCS, then continue with this step. Otherwise go to the next step. Do NOT replace the I/O adapter. This is a recoverable error.
 - LIC will automatically re-IPL the virtual I/O processor associated with the adapter. Other resources attached to the virtual I/O processor may need to be Varied On.
 - If the virtual I/O processor or adapter are not operational then use Hardware Service Manager to manually re-IPL the virtual I/O processor and Vary On attached resources.
 - If manually reIPL-ing the virtual I/O processor fails then contact your next level of support. This ends the procedure.
3. If the Failing Item indicates an I/O adapter, then contact your next level of support to replace the I/O adapter.

Failing Item:

- SVCDOCS
- STORIOA

57BB8300

Explanation: IOA hardware error or PCI bus error.

Problem determination: Perform the following:

1. Examine the location code of the adapter to determine if the adapter is in the system unit or an expansion unit. If the adapter is in an expansion unit, continue with the next step. Otherwise this ends the procedure.
2. If multiple storage adapters in the same expansion unit logged reference code xxxx8300 as a serviceable event at about the same time, continue with the next step. Otherwise this ends the procedure.
3. Suspect a problem with the connection to the enclosure. The problem may have been temporary while working on the unit or while working on the connection or cable(s) to the unit. If the adapter problems were created while working on the unit or working on the connection to the unit, go to step 5.
4. Search for problems logged at about the same time and call out the FRUs that connect the expansion unit to the system unit including the cable(s). Work those problems first, then return to the next step in this procedure.
5. Use Hardware Service Manager (HSM) to verify that the adapters have returned to operational status. Close reference code xxxx8300 problems for adapters that have returned to operational status. Expansion units attached to system units using Light Path service indicators may have activated the FRU fault indicators for those adapters. Use the Service Action Log (SAL) to turn off the FRU fault indicators for adapters that have returned to operational status.
6. Work reference code xxxx8300 problems for any adapters that have not returned to operational status. This ends the procedure.

Failing Item:

- STORIOA
- ANYBRDG
- PTFSRCH

57BB8301

Explanation: Not valid condition in Licensed Internal Code.

Failing Item:

- PTFSRCH
- STORIOA

57BB8302

Explanation: Missing Licensed Internal Code.

Response: Ensure that the code necessary to support this I/O adapter is loaded.

Failing Item:

- SVCDOS
- STORIOA

57BB8400

Explanation: Licensed Internal Code error.

Failing Item:

- PTFSRCH

57BB8404

Explanation: System log entry only. No service action required.

57BB9000

Explanation: Device error.

Failing Item:

- FI01105
- STORIOA

57BB9001

Explanation: Device configuration error.

Failing Item:

- NEXTLVL

57BB9002

Explanation: Device error.

Failing Item:

- NEXTLVL

57BB9008

Explanation: I/O card does not support functions expected by devices.

Failing Item:

- SIP3130

57BB9011

Explanation: Cache data belongs to devices other than those attached.

Failing Item:

- NEXTLVL

57BB9020

Explanation: Two or more disk units missing from RAID-5 or RAID-6 array.

Failing Item:

- SIP3111

57BB9021

Explanation: Two or more disk units missing from RAID-5 or RAID-6 array.

Failing Item:

- SIP3111

57BB9022

Explanation: Two or more disk units missing from RAID-5 or RAID-6 array.

Failing Item:

- SIP3111

57BB9023

Explanation: One or more array members not in required physical locations.

Failing Item:

- SIP3112

57BB9024

Explanation: Array member physical location conflicts with another array.

Failing Item:

- NEXTLVL

57BB9025

Explanation: Incompatible device.

Response: An incompatible device is at the physical location of the device which is causing the array to be exposed.

Failing Item:

- SIP3110
- FI02112

57BB9026

Explanation: Disk unit not found at required physical location.

Response: A previously exposed disk unit in an array was not found at the required physical location.

Failing Item:

- NEXTLVL

57BB9027

Explanation: Array not functional due to parity out of synchronization.

Response: Array is or would become exposed and parity data is out of synchronization.

Failing Item:

- SIP3113

57BB9028

Explanation: Maximum number of functional arrays has been exceeded.

Response: Reduce the number of arrays on this I/O adapter. Either move all the devices in an array to another I/O adapter that supports arrays, or stop an array on this I/O adapter.

Failing Item:

- SVCDOCS

57BB9029

Explanation: Maximum number of functional array members has been exceeded.

Response: Contact your next level of support.

Failing Item:

- NEXTLVL

57BB9030

Explanation: Array no longer protected due to missing or failed disk unit.

Failing Item:

- SIP3110
- FI02112

57BB9031

Explanation: Automatic rebuild initiated for array.

Response: Either a previous rebuild was interrupted and was automatically restarted, or a hot spare disk unit was used to automatically rebuild the array. Look for other reference codes and take action on them.

57BB9032

Explanation: A disk unit in an array is missing or failed.

Response: The array is still protected, but the disk unit should be replaced.

Failing Item:

- SIP3110
- FI02112

57BB9040

Explanation: Re-synchronization of array parity was initiated.

Response: No action required.

57BB9041

Explanation: Background array parity check detected and corrected errors.

Response: Call your next level of support to report the problem.

Failing Item:

- NEXTLVL

57BB9042

Explanation: Background parity check corrected errors on disk unit.

Response: Call your next level of support to report the problem.

Failing Item:

- NEXTLVL

57BB9050

Explanation: Required cache data not found for one or more disk units.

Failing Item:

- SIP3131

57BB9051

Explanation: Cache data exists for one or more missing or failed devices.

Failing Item:

- SIP3132

57BB9052

Explanation: Cache data exists for one or more modified devices.

Response: Contact your next level of support.

Failing Item:

- NEXTLVL

57BB9054

Explanation: IOA resources not available due to previous problems.

Failing Item:

- SIP3121

57BB9055

Explanation: Write cache data is available for attached storage IOA.

Response: No service action required.

57BB9070

Explanation: System log entry only. No service action required.

57BB9071

Explanation: Link from IOA to auxiliary or remote IOA is operational.

Response: No service action required.

57BB9072

Explanation: Link from IOA to auxiliary or remote IOA is non-operational.

Response: No service action required.

57BB9073

Explanation: Multiple I/O adapters connected in a not valid configuration.

Failing Item:

- SIP3140
-

57BB9074

Explanation: Multiple I/O adapters connected in a not valid configuration.

Problem determination: The 57BB storage adapter has been paired with another storage adapter that is not capable of similar functions or controlling the same set of devices. Cache on both adapters has been disabled. The adapters will run together without cache. To run with cache install compatible storage adapters.

Failing Item:

- SIP3141
-

57BB9075

Explanation: Incomplete multipath connection between IOA and remote IOA.

Failing Item:

- SIP3149
-

57BB9076

Explanation: Missing auxiliary IOA or remote IOA.

Failing Item:

- SIP3147
-

57BB9081

Explanation: Device error.

Failing Item:

- FI01105

- STORIOA
-

57BB9082

Explanation: Device error.

Failing Item:

- FI01105
 - STORIOA
-

57BB9083

Explanation: System log entry only. No service action required.

57BB9084

Explanation: System log entry only. No service action required.

57BB9090

Explanation: Disk unit has been modified after the last known status.

Response: Use Hardware Service Manager to re-IPL the virtual I/O processor that is associated with this I/O adapter. Other resources attached to the virtual I/O processor may then need to be Varied On.

If any reference codes are surfaced, use the new reference code to resolve the problem.

If you cannot resolve the problem, contact your next level of support.

Failing Item:

- SVCDOCS
-

57BB9091

Explanation: Incorrect hardware configuration change detected.

Response: Use Hardware Service Manager to re-IPL the virtual I/O processor that is associated with this I/O adapter. Other resources attached to the virtual I/O processor may then need to be Varied On.

If any reference codes are surfaced, use the new reference code to resolve the problem.

If you cannot resolve the problem, contact your next level of support.

Failing Item:

- SVCDOCS
-

57BB9092

Explanation: Disk unit requires initialization before use.

Failing Item:

57BB9500 • 57C33000

- SIP3134

57BB9500

Explanation: Internal program error in driver code.

Failing Item:

- PTFSRCH

57BB9903

Explanation: Tape device information was logged. Informational event, no service required.

57BBC000

Explanation: System log entry only. No service action required.

Response: No action is required. This reference code

(57C3) Reference codes

57C31310

Explanation: The I/O adapter resource not available.

Response: The I/O adapter error log is being filled faster than the errors are being reported to the system. Check other errors reported to the system and correct them.

57C31511

Explanation: A non-fatal error occurred on power supply 1.

Failing Item:

- DISKPWR
- DEVBPLN
- SASEXP

57C31515

Explanation: A fatal error occurred on power supply 1.

Problem determination: This SRC can be the result of a loss of utility power, battery back up or UPS power to the I/O storage unit. The unit and power supply that detected the problem are in the FRU list of the serviceable event. Before starting a repair action for this problem verify that utility power, BBU or UPS to the unit was not interrupted at the time the SRC was logged. If there was an interruption to power at about the same time then no service is required and this problem can be closed.

Failing Item:

- DISKPWR
- DEVBPLN
- SASEXP

is logged for information only.

57BBC402

Explanation: Licensed Internal Code error.

Response: Ask your next level of support for assistance.

Failing Item:

- PTFSRCH

57BBFF3D

Explanation: I/O adapter detected a recoverable error.

Failing Item:

- STORIOA
- ANYBRDG

57C31521

Explanation: A non-fatal error occurred on power supply 2.

Failing Item:

- DISKPWR
- DEVBPLN
- SASEXP

57C31525

Explanation: A fatal error occurred on power supply 2.

Problem determination: This SRC can be the result of a loss of utility power, battery back up or UPS power to the I/O storage unit. The unit and power supply that detected the problem are in the FRU list of the serviceable event. Before starting a repair action for this problem verify that utility power, BBU or UPS to the unit was not interrupted at the time the SRC was logged. If there was an interruption to power at about the same time then no service is required and this problem can be closed.

Failing Item:

- DISKPWR
- DEVBPLN
- SASEXP

57C33000

Explanation: A permanent failure occurred.

Failing Item:

- STORIOA
- ANYBRDG

57C33002

Explanation: Addressed device backplane failed to respond to selection.

Problem determination: If there are multiple xxxx3002 reference codes logged from the same disk expansion unit at about the same time suspect an input power failure. Verify that input power to the expansion unit power supplies was active at the time of the error. If input power to the expansion unit failed the expansion unit was not able to log a reference code for the input power failure. Restore power to the expansion unit and close the xxxx3002 problems. Otherwise work the xxxx3002 reference codes.

Failing Item:

- SASEXP
 - SASCABL
 - STORIOA
 - DEVBPLN
-

57C33020

Explanation: Storage subsystem configuration error.

Failing Item:

- SIP3150
-

57C33100

Explanation: Device bus interface error occurred.

Failing Item:

- SIP3150
-

57C33109

Explanation: I/O adapter timed out a device backplane command.

Failing Item:

- SASEXP
 - SASCABL
 - STORIOA
 - DEVBPLN
-

57C33140

Explanation: System log entry only. No service action required.

57C33202

Explanation: Storage subsystem configuration error.

Response: The device is not supported in the current configuration. An I/O processor might be required.

Failing Item:

- SVCDOCS
-

57C33400

Explanation: Unknown resource error.

Failing Item:

- SIP3150
 - FI02112
 - STORIOA
 - SASCABL
-

57C33401

Explanation: Device backplane problem.

Failing Item:

- SASEXP
 - DEVBPLN
-

57C33405

Explanation: An error occurred during task initialization for a removable media device. This SRC is logged when an error occurs and the removable media device driver cannot determine the device type or model.

Response: Perform the following:

- Check the Product Activity Log for other entries that indicate interface problems and work those problems.
- Check the device firmware level and apply the latest PTFs.
- Check for LIC logs with major code 2E00. Contact your next level of support with the information you have gathered.

Problem determination: IPL the IOP to retry the device identification process. If the error persists then contact your service provider.

Failing Item:

- PTFSRCH
-

57C334FF

Explanation: Format in progress.

Response: No action required. This reference code is logged for information only.

57C33601

Explanation: System log entry only. No service action required.

57C34010

Explanation: Configuration error.

Response: Incorrect connection between cascaded enclosures.

57C34020 • 57C34102

Failing Item:

- SIP3142

57C34020

Explanation: Configuration error.

Response: Number of connections exceed I/O adapter design limits.

Failing Item:

- SIP3143

57C34030

Explanation: Configuration error.

Response: Incorrect multipath connection.

Failing Item:

- SIP3144

57C34040

Explanation: Configuration error.

Response: Incomplete multipath connection between I/O adapter and enclosure.

Failing Item:

- SIP3144

57C34041

Explanation: Incomplete multipath connection.

Response: Incomplete multipath connection between device backplane and device.

Failing Item:

- SIP3146

57C34050

Explanation: Enclosure does not support required multipath function.

Failing Item:

- SIP3148

57C34060

Explanation: Multipath redundancy level reduced.

Response: A redundant disk unit connection has failed.

Failing Item:

- SIP3153
- SASCABL
- SASEXP

57C34061

Explanation: Multipath redundancy level increased.

Response: A redundant disk unit connection has been restored. No service action is required.

57C34070

Explanation: System log entry only. No service action required.

57C34080

Explanation: Storage controller thermal error. The controller exceeded the maximum operating temperature.

Problem determination: Verify that the storage controller is placed in a valid location for this type of controller and enclosure. Perform the procedure listed in the failing items to determine the problem and corrective action.

Failing Item:

- SIP3295

57C34085

Explanation: Storage controller detected error. Contact your next level of support or hardware service provider for more information before replacing any hardware.

Failing Item:

- NEXTLVL

57C34100

Explanation: Device bus fabric error.

Failing Item:

- SIP3152
- SASCABL
- SASEXP
- DEVBPLN
- STORIOA
- FI01105

57C34101

Explanation: Temporary device bus fabric error.

Failing Item:

- SIP3152

57C34102

Explanation: Internal device bus fabric performance degradation.

Failing Item:

- SIP3254

57C34110

Explanation: Unsupported enclosure function detected.

Failing Item:

- SIP3145

57C34120

Explanation: SAS cable VPD cannot be read.

Failing Item:

- SASCABL

57C34121

Explanation: SAS cable is missing.

Failing Item:

- SASCABL

57C34123

Explanation: Configuration error, invalid cable Vital Product Data. The storage controller detected invalid VPD on the SAS cable. This is most likely caused by a non IBM cable or a wrap plug. The system will continue to run.

Problem determination: Verify that wrap plugs have been removed and the cable is an IBM part. If the problem persists contact your next level of support.

Failing Item:

- SASCABL

57C34150

Explanation: I/O adapter detected PCI bus error.

Response: If this event appears in a serviceable event view, work with the failing item list found there. If this event does not appear in a serviceable event view, no service action is required.

Failing Item:

- BACKPLN
- STORIOA

57C34160

Explanation: I/O adapter detected and recovered a PCI bus error.

Response: If this event appears in a serviceable event view, work with the failing item list found there. If this event does not appear in a serviceable event view, no service action is required.

Failing Item:

- BACKPLN
- STORIOA

57C370DD

Explanation: Disrupt device command completed successfully.

57C37604

Explanation: A fatal error occurred on fan 16.

Failing Item:

- DISKFAN

57C37614

Explanation: A fatal error occurred on fan 1.

Failing Item:

- DISKFAN

57C37624

Explanation: A fatal error occurred on fan 2.

Failing Item:

- DISKFAN

57C37634

Explanation: A fatal error occurred on fan 3.

Failing Item:

- DISKFAN

57C37644

Explanation: A fatal error occurred on fan 4.

Failing Item:

- DISKFAN

57C37654

Explanation: A fatal error occurred on fan 5.

Failing Item:

- DISKFAN

57C37664

Explanation: A fatal error occurred on fan 6.

Failing Item:

- DISKFAN
-

57C37674

Explanation: A fatal error occurred on fan 7.

Failing Item:

- DISKFAN
-

57C37684

Explanation: A fatal error occurred on fan 8.

Failing Item:

- DISKFAN
-

57C37694

Explanation: A fatal error occurred on fan 9.

Failing Item:

- DISKFAN
-

57C376A4

Explanation: A fatal error occurred on fan 10.

Failing Item:

- DISKFAN
-

57C376B4

Explanation: A fatal error occurred on fan 11.

Failing Item:

- DISKFAN
-

57C376C4

Explanation: A fatal error occurred on fan 12.

Failing Item:

- DISKFAN
-

57C376D4

Explanation: A fatal error occurred on fan 13.

Failing Item:

- DISKFAN
-

57C376E4

Explanation: A fatal error occurred on fan 14.

Failing Item:

- DISKFAN
-

57C376F4

Explanation: A fatal error occurred on fan 15.

Failing Item:

- DISKFAN
-

57C38100

Explanation: Licensed Internal Code error.

Failing Item:

- PTFSRCH
 - STORIOA
-

57C38130

Explanation: IOA detected recoverable device bus error.

Response: If this event appears in a serviceable event view, work with the failing item list found there. If this event does not appear in a serviceable event view, no service action is required.

Failing Item:

- SIP3150
-

57C38140

Explanation: IOA detected recoverable device bus error.

Response: If this event appears in a serviceable event view, work with the failing item list found there. If this event does not appear in a serviceable event view, no service action is required.

Failing Item:

- SIP3150
-

57C38141

Explanation: IOA detected recoverable device error.

Response: No action is required. This reference code is logged for information only.

57C38145

Explanation: Disk device detected recoverable error.

Response: This error is logged against the storage controller resource. Contact your next level of support to determine the part number and location code of the device.

Failing Item:

- NEXTLVL
-

57C38146

Explanation: Disk device detected recoverable error.

Failing Item:

- FI01105
-

57C38150

Explanation: A permanent failure occurred.

Failing Item:

- STORIOA
 - ANYBRDG
-

57C38151

Explanation: Licensed Internal Code error.

Failing Item:

- PTFSRCH
 - STORIOA
-

57C38155

Explanation: A permanent failure occurred.

Failing Item:

- PTFSRCH
 - STORIOA
-

57C38156

Explanation: A permanent failure occurred.

Failing Item:

- PTFSRCH
 - STORIOA
-

57C38157

Explanation: I/O adapter card error. The actions and Failing Item list in the Service Action Log will vary based on the conditions this event was logged for.

Response: The FRU list in the Service Action Log will vary based on the conditions this event was logged for. Perform the following:

1. Display the Service Action Log entry for this SRC.
2. If the Failing Item indicates SVCDOCS, then continue with this step. Otherwise go to the next step. Do NOT replace the I/O adapter. This is a recoverable error.
 - LIC will automatically re-IPL the virtual I/O processor associated with the adapter. Other resources attached to the virtual I/O processor may need to be Varied On.
 - If the virtual I/O processor or adapter are not operational then use Hardware Service Manager to manually re-IPL the virtual I/O processor and Vary On attached resources.
 - If manually reIPL-ing the virtual I/O processor fails then contact your next level of support. This ends the procedure.

3. If the Failing Item indicates an I/O adapter, then replace the I/O adapter. Check the list below to determine if the adapter type you are replacing has multiple physical parts.

Problem determination: Perform the following:

1. Display the Service Action Log entry for this SRC.
2. If the Failing Item indicates SVCDOCS, then continue with this step. Otherwise go to the next step. Do NOT replace the I/O adapter. This is a recoverable error.
 - LIC will automatically re-IPL the virtual I/O processor associated with the adapter. Other resources attached to the virtual I/O processor may need to be Varied On.
 - If the virtual I/O processor or adapter are not operational then use Hardware Service Manager to manually re-IPL the virtual I/O processor and Vary On attached resources.
 - If manually reIPL-ing the virtual I/O processor fails then contact your next level of support. This ends the procedure.
3. If the Failing Item indicates an I/O adapter, then contact your next level of support to replace the I/O adapter.

Failing Item:

- SVCDOCS
 - STORIOA
-

57C38300

Explanation: IOA hardware error or PCI bus error.

Problem determination: Perform the following:

1. Examine the location code of the adapter to determine if the adapter is in the system unit or an expansion unit. If the adapter is in an expansion unit, continue with the next step. Otherwise this ends the procedure.
2. If multiple storage adapters in the same expansion unit logged reference code xxxx8300 as a serviceable event at about the same time, continue with the next step. Otherwise this ends the procedure.
3. Suspect a problem with the connection to the enclosure. The problem may have been temporary while working on the unit or while working on the connection or cable(s) to the unit. If the adapter problems were created while working on the unit or working on the connection to the unit, go to step 5.
4. Search for problems logged at about the same time and call out the FRUs that connect the expansion unit to the system unit including the cable(s). Work those problems first, then return to the next step in this procedure.
5. Use Hardware Service Manager (HSM) to verify that the adapters have returned to operational status. Close reference code xxxx8300 problems for adapters that have returned to operational status.

Expansion units attached to system units using Light Path service indicators may have activated the FRU fault indicators for those adapters. Use the Service Action Log (SAL) to turn off the FRU fault indicators for adapters that have returned to operational status.

- Work reference code xxxx8300 problems for any adapters that have not returned to operational status. This ends the procedure.

Failing Item:

- STORIOA
- ANYBRDG
- PTFSRCH

57C38301

Explanation: Not valid condition in Licensed Internal Code.

Failing Item:

- PTFSRCH
- STORIOA

57C38302

Explanation: Missing Licensed Internal Code.

Response: Ensure that the code necessary to support this I/O adapter is loaded.

Failing Item:

- SVCDOCS
- STORIOA

57C38400

Explanation: Licensed Internal Code error.

Failing Item:

- PTFSRCH

57C38404

Explanation: System log entry only. No service action required.

57C39000

Explanation: Device error.

Failing Item:

- FI01105
- STORIOA

57C39001

Explanation: Device configuration error.

Failing Item:

- NEXTLVL

57C39002

Explanation: Device error.

Failing Item:

- NEXTLVL

57C39008

Explanation: I/O card does not support functions expected by devices.

Failing Item:

- SIP3130

57C39011

Explanation: Cache data belongs to devices other than those attached.

Failing Item:

- NEXTLVL

57C39020

Explanation: Two or more disk units missing from RAID-5 or RAID-6 array.

Failing Item:

- SIP3111

57C39021

Explanation: Two or more disk units missing from RAID-5 or RAID-6 array.

Failing Item:

- SIP3111

57C39022

Explanation: Two or more disk units missing from RAID-5 or RAID-6 array.

Failing Item:

- SIP3111

57C39023

Explanation: One or more array members not in required physical locations.

Failing Item:

- SIP3112

57C39024

Explanation: Array member physical location conflicts with another array.

Failing Item:

- NEXTLVL
-

57C39025

Explanation: Incompatible device.

Response: An incompatible device is at the physical location of the device which is causing the array to be exposed.

Failing Item:

- SIP3110
 - FI02112
-

57C39026

Explanation: Disk unit not found at required physical location.

Response: A previously exposed disk unit in an array was not found at the required physical location.

Failing Item:

- NEXTLVL
-

57C39027

Explanation: Array not functional due to parity out of synchronization.

Response: Array is or would become exposed and parity data is out of synchronization.

Failing Item:

- SIP3113
-

57C39028

Explanation: Maximum number of functional arrays has been exceeded.

Response: Reduce the number of arrays on this I/O adapter. Either move all the devices in an array to another I/O adapter that supports arrays, or stop an array on this I/O adapter.

Failing Item:

- SVCDOCS
-

57C39029

Explanation: Maximum number of functional array members has been exceeded.

Response: Contact your next level of support.

Failing Item:

- NEXTLVL
-

57C39030

Explanation: Array no longer protected due to missing or failed disk unit.

Failing Item:

- SIP3110
 - FI02112
-

57C39031

Explanation: Automatic rebuild initiated for array.

Response: Either a previous rebuild was interrupted and was automatically restarted, or a hot spare disk unit was used to automatically rebuild the array. Look for other reference codes and take action on them.

57C39032

Explanation: A disk unit in an array is missing or failed.

Response: The array is still protected, but the disk unit should be replaced.

Failing Item:

- SIP3110
 - FI02112
-

57C39040

Explanation: Re-synchronization of array parity was initiated.

Response: No action required.

57C39041

Explanation: Background array parity check detected and corrected errors.

Response: Call your next level of support to report the problem.

Failing Item:

- NEXTLVL
-

57C39042

Explanation: Background parity check corrected errors on disk unit.

Response: Call your next level of support to report the problem.

Failing Item:

- NEXTLVL
-

57C39050

Explanation: Required cache data not found for one or more disk units.

Failing Item:

- SIP3131

57C39051

Explanation: Cache data exists for one or more missing or failed devices.

Failing Item:

- SIP3132

57C39052

Explanation: Cache data exists for one or more modified devices.

Response: Contact your next level of support.

Failing Item:

- NEXTLVL

57C39054

Explanation: IOA resources not available due to previous problems.

Failing Item:

- SIP3121

57C39055

Explanation: Write cache data is available for attached storage IOA.

Response: No service action required.

57C39070

Explanation: System log entry only. No service action required.

57C39071

Explanation: Link from IOA to auxiliary or remote IOA is operational.

Response: No service action required.

57C39072

Explanation: Link from IOA to auxiliary or remote IOA is non-operational.

Response: No service action required.

57C39073

Explanation: Multiple I/O adapters connected in a not valid configuration.

Failing Item:

- SIP3140

57C39074

Explanation: Multiple I/O adapters connected in a not valid configuration.

Response: Multiple I/O adapters not capable of similar functions or controlling the same set of devices.

Failing Item:

- SIP3141

57C39075

Explanation: Incomplete multipath connection between IOA and remote IOA.

Failing Item:

- SIP3149

57C39076

Explanation: Missing auxiliary IOA or remote IOA.

Failing Item:

- SIP3147

57C39081

Explanation: Device error.

Failing Item:

- FI01105
- STORIOA

57C39082

Explanation: Device error.

Failing Item:

- FI01105
- STORIOA

57C39083

Explanation: System log entry only. No service action required.

57C39084

Explanation: System log entry only. No service action required.

57C39090

Explanation: Disk unit has been modified after the last known status.

Response: Use Hardware Service Manager to re-IPL the virtual I/O processor that is associated with this I/O adapter. Other resources attached to the virtual I/O processor may then need to be Varied On.

If any reference codes are surfaced, use the new reference code to resolve the problem.

If you cannot resolve the problem, contact your next level of support.

Failing Item:

- SVCDOCS
-

57C39091

Explanation: Incorrect hardware configuration change detected.

Response: Use Hardware Service Manager to re-IPL the virtual I/O processor that is associated with this I/O adapter. Other resources attached to the virtual I/O processor may then need to be Varied On.

If any reference codes are surfaced, use the new reference code to resolve the problem.

If you cannot resolve the problem, contact your next level of support.

Failing Item:

- SVCDOCS
-

57C39092

Explanation: Disk unit requires initialization before use.

Failing Item:

- SIP3134
-

57C39500

Explanation: Internal program error in driver code.

(57C4) Reference codes

57C41310

Explanation: The I/O adapter resource not available.

Response: The I/O adapter error log is being filled faster than the errors are being reported to the system. Check other errors reported to the system and correct them.

57C43000

Explanation: A permanent failure occurred.

Failing Item:

- PTFSRCH
-

57C39903

Explanation: Tape device information was logged. Informational event, no service required.

57C3C000

Explanation: System log entry only. No service action required.

Response: No action is required. This reference code is logged for information only.

57C3C402

Explanation: Licensed Internal Code error.

Response: Ask your next level of support for assistance.

Failing Item:

- PTFSRCH
-

57C3FF3D

Explanation: I/O adapter detected a recoverable error.

Failing Item:

- STORIOA
 - ANYBRDG
-

57C3FFF4

Explanation: Device backplane problem.

Failing Item:

- SASEXP
 - SASCABL
 - STORIOA
 - DEVBPLN
-

Failing Item:

- STORIOA
 - ANYBRDG
-

57C43020

Explanation: Storage subsystem configuration error.

Failing Item:

- SIP3150
-

57C43100

Explanation: Device bus interface error occurred.

Failing Item:

- SIP3150

57C43140

Explanation: System log entry only. No service action required.

57C43202

Explanation: Storage subsystem configuration error.

Response: The device is not supported in the current configuration. An I/O processor might be required.

Failing Item:

- SVCDOCS

57C43400

Explanation: Unknown resource error.

Failing Item:

- SIP3150
- FI02112
- STORIOA
- SASCABL

57C43401

Explanation: Device backplane problem.

Failing Item:

- SASEXP
- DEVBPLN

57C43405

Explanation: An error occurred during task initialization for a removable media device. This SRC is logged when an error occurs and the removable media device driver cannot determine the device type or model.

Response: Perform the following:

- Check the Product Activity Log for other entries that indicate interface problems and work those problems.
- Check the device firmware level and apply the latest PTFs.
- Check for LIC logs with major code 2E00. Contact your next level of support with the information you have gathered.

Problem determination: IPL the IOP to retry the device identification process. If the error persists then contact your service provider.

Failing Item:

- PTFSRCH

57C434FF

Explanation: Format in progress.

Response: No action required. This reference code is logged for information only.

57C43601

Explanation: System log entry only. No service action required.

57C44010

Explanation: Configuration error.

Response: Incorrect connection between cascaded enclosures.

Failing Item:

- SIP3142

57C44020

Explanation: Configuration error.

Response: Number of connections exceed I/O adapter design limits.

Failing Item:

- SIP3143

57C44030

Explanation: Configuration error.

Response: Incorrect multipath connection.

Failing Item:

- SIP3144

57C44040

Explanation: Configuration error.

Response: Incomplete multipath connection between I/O adapter and enclosure.

Failing Item:

- SIP3144

57C44041

Explanation: Incomplete multipath connection.

Response: Incomplete multipath connection between device backplane and device.

Failing Item:

- SIP3146

57C44050

Explanation: Enclosure does not support required multipath function.

Failing Item:

- SIP3148
-

57C44060

Explanation: Multipath redundancy level reduced.

Response: A redundant disk unit connection has failed.

Failing Item:

- SIP3153
 - SASCABL
 - SASEXP
-

57C44061

Explanation: Multipath redundancy level increased.

Response: A redundant disk unit connection has been restored. No service action is required.

57C44070

Explanation: System log entry only. No service action required.

57C44080

Explanation: Storage controller thermal error. The controller exceeded the maximum operating temperature.

Problem determination: Verify that the storage controller is placed in a valid location for this type of controller and enclosure. Perform the procedure listed in the failing items to determine the problem and corrective action.

Failing Item:

- SIP3295
-

57C44085

Explanation: Storage controller detected error. Contact your next level of support or hardware service provider for more information before replacing any hardware.

Failing Item:

- NEXTLVL
-

57C44100

Explanation: Device bus fabric error.

Failing Item:

- SIP3152

- SASCABL
 - SASEXP
 - DEVBPLN
 - STORIOA
 - FI01105
-

57C44101

Explanation: Temporary device bus fabric error.

Failing Item:

- SIP3152
-

57C44110

Explanation: Unsupported enclosure function detected.

Failing Item:

- SIP3145
-

57C44120

Explanation: SAS cable VPD cannot be read.

Failing Item:

- SASCABL
-

57C44121

Explanation: SAS cable is missing.

Failing Item:

- SASCABL
-

57C44123

Explanation: Configuration error, invalid cable Vital Product Data. The storage controller detected invalid VPD on the SAS cable. This is most likely caused by a non IBM cable or a wrap plug. The system will continue to run.

Problem determination: Verify that wrap plugs have been removed and the cable is an IBM part. If the problem persists contact your next level of support.

Failing Item:

- SASCABL
-

57C44150

Explanation: I/O adapter detected PCI bus error.

Response: If this event appears in a serviceable event view, work with the failing item list found there. If this event does not appear in a serviceable event view, no service action is required.

Failing Item:

- BACKPLN

57C44160 • 57C48156

- STORIOA

57C44160

Explanation: I/O adapter detected and recovered a PCI bus error.

Response: If this event appears in a serviceable event view, work with the failing item list found there. If this event does not appear in a serviceable event view, no service action is required.

Failing Item:

- BACKPLN
- STORIOA

57C470DD

Explanation: Disrupt device command completed successfully.

57C48009

Explanation: Impending failure in the cache battery pack or capacitive cache power card.

Failing Item:

- CACHBAT

57C48100

Explanation: Licensed Internal Code error.

Failing Item:

- PTFSRCH
- STORIOA

57C48130

Explanation: IOA detected recoverable device bus error.

Response: If this event appears in a serviceable event view, work with the failing item list found there. If this event does not appear in a serviceable event view, no service action is required.

Failing Item:

- SIP3150

57C48140

Explanation: IOA detected recoverable device bus error.

Response: If this event appears in a serviceable event view, work with the failing item list found there. If this event does not appear in a serviceable event view, no service action is required.

Failing Item:

- SIP3150

57C48141

Explanation: IOA detected recoverable device error.

Response: No action is required. This reference code is logged for information only.

57C48145

Explanation: Disk device detected recoverable error.

Response: This error is logged against the storage controller resource. Contact your next level of support to determine the part number and location code of the device.

Failing Item:

- NEXTLVL

57C48146

Explanation: Disk device detected recoverable error.

Failing Item:

- FI01105

57C48150

Explanation: A permanent failure occurred.

Failing Item:

- STORIOA
- ANYBRDG

57C48151

Explanation: Licensed Internal Code error.

Failing Item:

- PTFSRCH
- STORIOA

57C48155

Explanation: A permanent failure occurred.

Failing Item:

- PTFSRCH
- STORIOA

57C48156

Explanation: A permanent failure occurred.

Failing Item:

- PTFSRCH
- STORIOA

57C48157

Explanation: I/O adapter card error. The actions and Failing Item list in the Service Action Log will vary based on the conditions this event was logged for.

Response: The FRU list in the Service Action Log will vary based on the conditions this event was logged for. Perform the following:

1. Display the Service Action Log entry for this SRC.
2. If the Failing Item indicates SVCDOCS, then continue with this step. Otherwise go to the next step. Do NOT replace the I/O adapter. This is a recoverable error.
 - LIC will automatically re-IPL the virtual I/O processor associated with the adapter. Other resources attached to the virtual I/O processor may need to be Varied On.
 - If the virtual I/O processor or adapter are not operational then use Hardware Service Manager to manually re-IPL the virtual I/O processor and Vary On attached resources.
 - If manually reIPL-ing the virtual I/O processor fails then contact your next level of support. This ends the procedure.
3. If the Failing Item indicates an I/O adapter, then replace the I/O adapter. Check the list below to determine if the adapter type you are replacing has multiple physical parts.

Problem determination: Perform the following:

1. Display the Service Action Log entry for this SRC.
2. If the Failing Item indicates SVCDOCS, then continue with this step. Otherwise go to the next step. Do NOT replace the I/O adapter. This is a recoverable error.
 - LIC will automatically re-IPL the virtual I/O processor associated with the adapter. Other resources attached to the virtual I/O processor may need to be Varied On.
 - If the virtual I/O processor or adapter are not operational then use Hardware Service Manager to manually re-IPL the virtual I/O processor and Vary On attached resources.
 - If manually reIPL-ing the virtual I/O processor fails then contact your next level of support. This ends the procedure.
3. If the Failing Item indicates an I/O adapter, then contact your next level of support to replace the I/O adapter.

Failing Item:

- SVCDOCS
- STORIOA

57C48300

Explanation: IOA hardware error or PCI bus error.

Problem determination: Perform the following:

1. Examine the location code of the adapter to determine if the adapter is in the system unit or an expansion unit. If the adapter is in an expansion unit, continue with the next step. Otherwise this ends the procedure.
2. If multiple storage adapters in the same expansion unit logged reference code xxxx8300 as a serviceable event at about the same time, continue with the next step. Otherwise this ends the procedure.
3. Suspect a problem with the connection to the enclosure. The problem may have been temporary while working on the unit or while working on the connection or cable(s) to the unit. If the adapter problems were created while working on the unit or working on the connection to the unit, go to step 5.
4. Search for problems logged at about the same time and call out the FRUs that connect the expansion unit to the system unit including the cable(s). Work those problems first, then return to the next step in this procedure.
5. Use Hardware Service Manager (HSM) to verify that the adapters have returned to operational status. Close reference code xxxx8300 problems for adapters that have returned to operational status. Expansion units attached to system units using Light Path service indicators may have activated the FRU fault indicators for those adapters. Use the Service Action Log (SAL) to turn off the FRU fault indicators for adapters that have returned to operational status.
6. Work reference code xxxx8300 problems for any adapters that have not returned to operational status. This ends the procedure.

Failing Item:

- STORIOA
- ANYBRDG
- PTFSRCH

57C48301

Explanation: Not valid condition in Licensed Internal Code.

Failing Item:

- PTFSRCH
- STORIOA

57C48302

Explanation: Missing Licensed Internal Code.

Response: Ensure that the code necessary to support this I/O adapter is loaded.

Failing Item:

- SVDOCS
- STORIOA

57C48400

Explanation: Licensed Internal Code error.

Failing Item:

- PTFSRCH

57C48404

Explanation: System log entry only. No service action required.

57C49000

Explanation: Device error.

Failing Item:

- FI01105
- STORIOA

57C49001

Explanation: Device configuration error.

Failing Item:

- NEXTLVL

57C49002

Explanation: Device error.

Failing Item:

- NEXTLVL

57C49008

Explanation: I/O card does not support functions expected by devices.

Failing Item:

- SIP3130

57C49010

Explanation: Cache data associated with attached devices cannot be found.

Failing Item:

- SIP3120

57C49011

Explanation: Cache data belongs to devices other than those attached.

Failing Item:

- NEXTLVL

57C49020

Explanation: Two or more disk units missing from RAID-5 or RAID-6 array.

Failing Item:

- SIP3111

57C49021

Explanation: Two or more disk units missing from RAID-5 or RAID-6 array.

Failing Item:

- SIP3111

57C49022

Explanation: Two or more disk units missing from RAID-5 or RAID-6 array.

Failing Item:

- SIP3111

57C49023

Explanation: One or more array members not in required physical locations.

Failing Item:

- SIP3112

57C49024

Explanation: Array member physical location conflicts with another array.

Failing Item:

- NEXTLVL

57C49025

Explanation: Incompatible device.

Response: An incompatible device is at the physical location of the device which is causing the array to be exposed.

Failing Item:

- SIP3110
- FI02112

57C49026

Explanation: Disk unit not found at required physical location.

Response: A previously exposed disk unit in an array was not found at the required physical location.

Failing Item:

- NEXTLVL

57C49027

Explanation: Array not functional due to parity out of synchronization.

Response: Array is or would become exposed and parity data is out of synchronization.

Failing Item:

- SIP3113
-

57C49028

Explanation: Maximum number of functional arrays has been exceeded.

Response: Reduce the number of arrays on this I/O adapter. Either move all the devices in an array to another I/O adapter that supports arrays, or stop an array on this I/O adapter.

Failing Item:

- SVCDOCS
-

57C49029

Explanation: Maximum number of functional array members has been exceeded.

Response: Contact your next level of support.

Failing Item:

- NEXTLVL
-

57C49030

Explanation: Array no longer protected due to missing or failed disk unit.

Failing Item:

- SIP3110
 - FI02112
-

57C49031

Explanation: Automatic rebuild initiated for array.

Response: Either a previous rebuild was interrupted and was automatically restarted, or a hot spare disk unit was used to automatically rebuild the array. Look for other reference codes and take action on them.

57C49032

Explanation: A disk unit in an array is missing or failed.

Response: The array is still protected, but the disk unit should be replaced.

Failing Item:

- SIP3110
- FI02112

57C49040

Explanation: Re-synchronization of array parity was initiated.

Response: No action required.

57C49041

Explanation: Background array parity check detected and corrected errors.

Response: Call your next level of support to report the problem.

Failing Item:

- NEXTLVL
-

57C49042

Explanation: Background parity check corrected errors on disk unit.

Response: Call your next level of support to report the problem.

Failing Item:

- NEXTLVL
-

57C49050

Explanation: Required cache data not found for one or more disk units.

Failing Item:

- SIP3131
-

57C49051

Explanation: Cache data exists for one or more missing or failed devices.

Failing Item:

- SIP3132
-

57C49052

Explanation: Cache data exists for one or more modified devices.

Response: Contact your next level of support.

Failing Item:

- NEXTLVL
-

57C49054

Explanation: IOA resources not available due to previous problems.

Failing Item:

- SIP3121

57C49055

Explanation: Write cache data is available for attached storage IOA.

Response: No service action required.

57C49070

Explanation: System log entry only. No service action required.

57C49071

Explanation: Link from IOA to auxiliary or remote IOA is operational.

Response: No service action required.

57C49072

Explanation: Link from IOA to auxiliary or remote IOA is non-operational.

Response: No service action required.

57C49073

Explanation: Multiple I/O adapters connected in a not valid configuration.

Failing Item:

- SIP3140
-

57C49074

Explanation: Multiple I/O adapters connected in a not valid configuration.

Response: Multiple I/O adapters not capable of similar functions or controlling the same set of devices.

Failing Item:

- SIP3141
-

57C49075

Explanation: Incomplete multipath connection between IOA and remote IOA.

Failing Item:

- SIP3149
-

57C49076

Explanation: Missing auxiliary IOA or remote IOA.

Failing Item:

- SIP3147
-

57C49081

Explanation: Device error.

Failing Item:

- FI01105
 - STORIOA
-

57C49082

Explanation: Device error.

Failing Item:

- FI01105
 - STORIOA
-

57C49083

Explanation: System log entry only. No service action required.

57C49084

Explanation: System log entry only. No service action required.

57C49090

Explanation: Disk unit has been modified after the last known status.

Response: Use Hardware Service Manager to re-IPL the virtual I/O processor that is associated with this I/O adapter. Other resources attached to the virtual I/O processor may then need to be Varied On.

If any reference codes are surfaced, use the new reference code to resolve the problem.

If you cannot resolve the problem, contact your next level of support.

Failing Item:

- SVCDOCS
-

57C49091

Explanation: Incorrect hardware configuration change detected.

Response: Use Hardware Service Manager to re-IPL the virtual I/O processor that is associated with this I/O adapter. Other resources attached to the virtual I/O processor may then need to be Varied On.

If any reference codes are surfaced, use the new reference code to resolve the problem.

If you cannot resolve the problem, contact your next level of support.

Failing Item:

- SVCDOCS
-

57C49092

Explanation: Disk unit requires initialization before use.

Failing Item:

- SIP3134
-

57C49500

Explanation: Internal program error in driver code.

Failing Item:

- PTFSRCH
-

57C49903

Explanation: Tape device information was logged. Informational event, no service required.

57C4C000

Explanation: System log entry only. No service action required.

(57C6) Reference codes

57C61310

Explanation: The I/O adapter resource not available.

Response: The I/O adapter error log is being filled faster than the errors are being reported to the system. Check other errors reported to the system and correct them.

57C63000

Explanation: A permanent failure occurred.

Failing Item:

- STORIOA
 - ANYBRDG
-

57C63020

Explanation: Storage subsystem configuration error.

Failing Item:

- SIP3150
-

57C63100

Explanation: Device bus interface error occurred.

Failing Item:

- SIP3150
-

57C63140

Explanation: System log entry only. No service action required.

Response: No action is required. This reference code is logged for information only.

57C4C402

Explanation: Licensed Internal Code error.

Response: Ask your next level of support for assistance.

Failing Item:

- PTFSRCH
-

57C4FF3D

Explanation: I/O adapter detected a recoverable error.

Failing Item:

- STORIOA
 - ANYBRDG
-

57C63202

Explanation: Storage subsystem configuration error.

Response: The device is not supported in the current configuration. An I/O processor might be required.

Failing Item:

- SVCDOCS
-

57C63400

Explanation: Unknown resource error.

Failing Item:

- SIP3150
 - FI02112
 - STORIOA
 - SASCABL
-

57C63401

Explanation: Device backplane problem.

Failing Item:

- SASEXP
 - DEVBPLN
-

57C63405

Explanation: An error occurred during task initialization for a removable media device. This SRC is logged when an error occurs and the removable media

57C634FF • 57C64080

device driver cannot determine the device type or model.

Response: Perform the following:

- Check the Product Activity Log for other entries that indicate interface problems and work those problems.
- Check the device firmware level and apply the latest PTFs.
- Check for LIC logs with major code 2E00. Contact your next level of support with the information you have gathered.

Problem determination: IPL the IOP to retry the device identification process. If the error persists then contact your service provider.

Failing Item:

- PTFSRCH

57C634FF

Explanation: Format in progress.

Response: No action required. This reference code is logged for information only.

57C63601

Explanation: System log entry only. No service action required.

57C64010

Explanation: Configuration error.

Response: Incorrect connection between cascaded enclosures.

Failing Item:

- SIP3142

57C64020

Explanation: Configuration error.

Response: Number of connections exceed I/O adapter design limits.

Failing Item:

- SIP3143

57C64030

Explanation: Configuration error.

Response: Incorrect multipath connection.

Failing Item:

- SIP3144

57C64040

Explanation: Configuration error.

Response: Incomplete multipath connection between I/O adapter and enclosure.

Failing Item:

- SIP3144

57C64041

Explanation: Incomplete multipath connection.

Response: Incomplete multipath connection between device backplane and device.

Failing Item:

- SIP3146

57C64050

Explanation: Enclosure does not support required multipath function.

Failing Item:

- SIP3148

57C64060

Explanation: Multipath redundancy level reduced.

Response: A redundant disk unit connection has failed.

Failing Item:

- SIP3153
- SASCABL
- SASEXP

57C64061

Explanation: Multipath redundancy level increased.

Response: A redundant disk unit connection has been restored. No service action is required.

57C64070

Explanation: System log entry only. No service action required.

57C64080

Explanation: Storage controller thermal error. The controller exceeded the maximum operating temperature.

Problem determination: Verify that the storage controller is placed in a valid location for this type of controller and enclosure. Perform the procedure listed in the failing items to determine the problem and corrective action.

Failing Item:

- SIP3295

57C64085

Explanation: Storage controller detected error. Contact your next level of support or hardware service provider for more information before replacing any hardware.

Failing Item:

- NEXTLVL

57C64100

Explanation: Device bus fabric error.

Failing Item:

- SIP3152
- SASCABL
- SASEXP
- DEVBPLN
- STORIOA
- FI01105

57C64101

Explanation: Temporary device bus fabric error.

Failing Item:

- SIP3152

57C64110

Explanation: Unsupported enclosure function detected.

Failing Item:

- SIP3145

57C64120

Explanation: SAS cable VPD cannot be read.

Failing Item:

- SASCABL

57C64121

Explanation: SAS cable is missing.

Failing Item:

- SASCABL

57C64123

Explanation: Configuration error, invalid cable Vital Product Data. The storage controller detected invalid VPD on the SAS cable. This is most likely caused by a non IBM cable or a wrap plug. The system will continue to run.

Problem determination: Verify that wrap plugs have been removed and the cable is an IBM part. If the problem persists contact your next level of support.

Failing Item:

- SASCABL

57C64150

Explanation: I/O adapter detected PCI bus error.

Response: If this event appears in a serviceable event view, work with the failing item list found there. If this event does not appear in a serviceable event view, no service action is required.

Failing Item:

- BACKPLN
- STORIOA

57C64160

Explanation: I/O adapter detected and recovered a PCI bus error.

Response: If this event appears in a serviceable event view, work with the failing item list found there. If this event does not appear in a serviceable event view, no service action is required.

Failing Item:

- BACKPLN
- STORIOA

57C670DD

Explanation: Disrupt device command completed successfully.

57C68008

Explanation: A permanent failure has occurred in the cache battery pack or capacitive cache power card.

Response: Under a certain configuration, this SRC may not represent an error that requires a service action. Depending on the configuration of the system, the Storage IOA may have been altered and/or the Storage IOA Cache may have been disabled to allow attachment of OEM Storage that emulates a Load Source drive. If this is the case, this error will be posted each time the IOA is IPLed and it can be ignored.

Failing Item:

- CACHBAT
- STORIOA
- FEATCRD

57C68009

Explanation: Impending failure in the cache battery pack or capacitive cache power card.

Failing Item:

- CACHBAT
-

57C68100

Explanation: Licensed Internal Code error.

Failing Item:

- PTFSRCH
 - STORIOA
-

57C68130

Explanation: IOA detected recoverable device bus error.

Response: If this event appears in a serviceable event view, work with the failing item list found there. If this event does not appear in a serviceable event view, no service action is required.

Failing Item:

- SIP3150
-

57C68140

Explanation: IOA detected recoverable device bus error.

Response: If this event appears in a serviceable event view, work with the failing item list found there. If this event does not appear in a serviceable event view, no service action is required.

Failing Item:

- SIP3150
-

57C68141

Explanation: IOA detected recoverable device error.

Response: No action is required. This reference code is logged for information only.

57C68145

Explanation: Disk device detected recoverable error.

Response: This error is logged against the storage controller resource. Contact your next level of support to determine the part number and location code of the device.

Failing Item:

- NEXTLVL
-

57C68146

Explanation: Disk device detected recoverable error.

Failing Item:

- FI01105
-

57C68150

Explanation: A permanent failure occurred.

Response: Under a certain configuration, this SRC may not represent an error that requires a service action. Depending on the configuration of the system, the Storage IOA may have been altered and/or the Storage IOA Cache may have been disabled to allow attachment of OEM Storage that emulates a Load Source drive. If this is the case, this error will be posted each time the IOA is IPLed and it can be ignored.

Failing Item:

- STORIOA
 - ANYBRDG
-

57C68151

Explanation: Licensed Internal Code error.

Failing Item:

- PTFSRCH
 - STORIOA
-

57C68155

Explanation: A permanent failure occurred.

Failing Item:

- PTFSRCH
 - STORIOA
-

57C68156

Explanation: A permanent failure occurred.

Failing Item:

- PTFSRCH
 - STORIOA
-

57C68157

Explanation: I/O adapter card error. The actions and Failing Item list in the Service Action Log will vary based on the conditions this event was logged for.

Response: The FRU list in the Service Action Log will vary based on the conditions this event was logged for. Perform the following:

1. Display the Service Action Log entry for this SRC.

2. If the Failing Item indicates SVCDOCS, then continue with this step. Otherwise go to the next step. Do NOT replace the I/O adapter. This is a recoverable error.
 - LIC will automatically re-IPL the virtual I/O processor associated with the adapter. Other resources attached to the virtual I/O processor may need to be Varied On.
 - If the virtual I/O processor or adapter are not operational then use Hardware Service Manager to manually re-IPL the virtual I/O processor and Vary On attached resources.
 - If manually reIPL-ing the virtual I/O processor fails then contact your next level of support. This ends the procedure.
3. If the Failing Item indicates an I/O adapter, then replace the I/O adapter. Check the list below to determine if the adapter type you are replacing has multiple physical parts.

Problem determination: Perform the following:

1. Display the Service Action Log entry for this SRC.
2. If the Failing Item indicates SVCDOCS, then continue with this step. Otherwise go to the next step. Do NOT replace the I/O adapter. This is a recoverable error.
 - LIC will automatically re-IPL the virtual I/O processor associated with the adapter. Other resources attached to the virtual I/O processor may need to be Varied On.
 - If the virtual I/O processor or adapter are not operational then use Hardware Service Manager to manually re-IPL the virtual I/O processor and Vary On attached resources.
 - If manually reIPL-ing the virtual I/O processor fails then contact your next level of support. This ends the procedure.
3. If the Failing Item indicates an I/O adapter, then contact your next level of support to replace the I/O adapter.

Failing Item:

- SVCDOCS
- STORIOA

57C68300

Explanation: IOA hardware error or PCI bus error.

Problem determination: Perform the following:

1. Examine the location code of the adapter to determine if the adapter is in the system unit or an expansion unit. If the adapter is in an expansion unit, continue with the next step. Otherwise this ends the procedure.
2. If multiple storage adapters in the same expansion unit logged reference code xxxx8300 as a serviceable event at about the same time, continue with the next step. Otherwise this ends the procedure.

3. Suspect a problem with the connection to the enclosure. The problem may have been temporary while working on the unit or while working on the connection or cable(s) to the unit. If the adapter problems were created while working on the unit or working on the connection to the unit, go to step 5.
4. Search for problems logged at about the same time and call out the FRUs that connect the expansion unit to the system unit including the cable(s). Work those problems first, then return to the next step in this procedure.
5. Use Hardware Service Manager (HSM) to verify that the adapters have returned to operational status. Close reference code xxxx8300 problems for adapters that have returned to operational status. Expansion units attached to system units using Light Path service indicators may have activated the FRU fault indicators for those adapters. Use the Service Action Log (SAL) to turn off the FRU fault indicators for adapters that have returned to operational status.
6. Work reference code xxxx8300 problems for any adapters that have not returned to operational status. This ends the procedure.

Failing Item:

- STORIOA
- ANYBRDG
- PTFSRCH

57C68301

Explanation: Not valid condition in Licensed Internal Code.

Failing Item:

- PTFSRCH
- STORIOA

57C68302

Explanation: Missing Licensed Internal Code.

Response: Ensure that the code necessary to support this I/O adapter is loaded.

Failing Item:

- SVCDOCS
- STORIOA

57C68400

Explanation: Licensed Internal Code error.

Failing Item:

- PTFSRCH

57C68404

Explanation: System log entry only. No service action required.

57C69000

Explanation: Device error.

Failing Item:

- FI01105
- STORIOA

57C69001

Explanation: Device configuration error.

Failing Item:

- NEXTLVL

57C69002

Explanation: Device error.

Failing Item:

- NEXTLVL

57C69008

Explanation: I/O card does not support functions expected by devices.

Failing Item:

- SIP3130

57C69010

Explanation: Cache data associated with attached devices cannot be found.

Failing Item:

- SIP3120

57C69011

Explanation: Cache data belongs to devices other than those attached.

Failing Item:

- NEXTLVL

57C69020

Explanation: Two or more disk units missing from RAID-5 or RAID-6 array.

Failing Item:

- SIP3111

57C69021

Explanation: Two or more disk units missing from RAID-5 or RAID-6 array.

Failing Item:

- SIP3111

57C69022

Explanation: Two or more disk units missing from RAID-5 or RAID-6 array.

Failing Item:

- SIP3111

57C69023

Explanation: One or more array members not in required physical locations.

Failing Item:

- SIP3112

57C69024

Explanation: Array member physical location conflicts with another array.

Failing Item:

- NEXTLVL

57C69025

Explanation: Incompatible device.

Response: An incompatible device is at the physical location of the device which is causing the array to be exposed.

Failing Item:

- SIP3110
- FI02112

57C69026

Explanation: Disk unit not found at required physical location.

Response: A previously exposed disk unit in an array was not found at the required physical location.

Failing Item:

- NEXTLVL

57C69027

Explanation: Array not functional due to parity out of synchronization.

Response: Array is or would become exposed and parity data is out of synchronization.

Failing Item:

- SIP3113

57C69028

Explanation: Maximum number of functional arrays has been exceeded.

Response: Reduce the number of arrays on this I/O adapter. Either move all the devices in an array to another I/O adapter that supports arrays, or stop an array on this I/O adapter.

Failing Item:

- SVCDOCS

57C69029

Explanation: Maximum number of functional array members has been exceeded.

Response: Contact your next level of support.

Failing Item:

- NEXTLVL

57C69030

Explanation: Array no longer protected due to missing or failed disk unit.

Failing Item:

- SIP3110
- FI02112

57C69031

Explanation: Automatic rebuild initiated for array.

Response: Either a previous rebuild was interrupted and was automatically restarted, or a hot spare disk unit was used to automatically rebuild the array. Look for other reference codes and take action on them.

57C69032

Explanation: A disk unit in an array is missing or failed.

Response: The array is still protected, but the disk unit should be replaced.

Failing Item:

- SIP3110
- FI02112

57C69040

Explanation: Re-synchronization of array parity was initiated.

Response: No action required.

57C69041

Explanation: Background array parity check detected and corrected errors.

Response: Call your next level of support to report the problem.

Failing Item:

- NEXTLVL

57C69042

Explanation: Background parity check corrected errors on disk unit.

Response: Call your next level of support to report the problem.

Failing Item:

- NEXTLVL

57C69050

Explanation: Required cache data not found for one or more disk units.

Failing Item:

- SIP3131

57C69051

Explanation: Cache data exists for one or more missing or failed devices.

Failing Item:

- SIP3132

57C69052

Explanation: Cache data exists for one or more modified devices.

Response: Contact your next level of support.

Failing Item:

- NEXTLVL

57C69054

Explanation: IOA resources not available due to previous problems.

Failing Item:

- SIP3121

57C69055

Explanation: Write cache data is available for attached storage IOA.

Response: No service action required.

57C69070

Explanation: System log entry only. No service action required.

57C69071

Explanation: Link from IOA to auxiliary or remote IOA is operational.

Response: No service action required.

57C69072

Explanation: Link from IOA to auxiliary or remote IOA is non-operational.

Response: No service action required.

57C69073

Explanation: Multiple I/O adapters connected in a not valid configuration.

Failing Item:

- SIP3140

57C69074

Explanation: Multiple I/O adapters connected in a not valid configuration.

Response: Multiple I/O adapters not capable of similar functions or controlling the same set of devices.

Failing Item:

- SIP3141

57C69075

Explanation: Incomplete multipath connection between IOA and remote IOA.

Failing Item:

- SIP3149

57C69076

Explanation: Missing auxiliary IOA or remote IOA.

Failing Item:

- SIP3147

57C69081

Explanation: Device error.

Failing Item:

- FI01105
- STORIOA

57C69082

Explanation: Device error.

Failing Item:

- FI01105
- STORIOA

57C69083

Explanation: System log entry only. No service action required.

57C69084

Explanation: System log entry only. No service action required.

57C69090

Explanation: Disk unit has been modified after the last known status.

Response: Use Hardware Service Manager to re-IPL the virtual I/O processor that is associated with this I/O adapter. Other resources attached to the virtual I/O processor may then need to be Varied On.

If any reference codes are surfaced, use the new reference code to resolve the problem.

If you cannot resolve the problem, contact your next level of support.

Failing Item:

- SVCDOCS

57C69091

Explanation: Incorrect hardware configuration change detected.

Response: Use Hardware Service Manager to re-IPL the virtual I/O processor that is associated with this I/O adapter. Other resources attached to the virtual I/O processor may then need to be Varied On.

If any reference codes are surfaced, use the new reference code to resolve the problem.

If you cannot resolve the problem, contact your next level of support.

Failing Item:

- SVCDOCS

57C69092

Explanation: Disk unit requires initialization before use.

Failing Item:

- SIP3134

57C69500

Explanation: Internal program error in driver code.

Failing Item:

- PTFSRCH
-

57C69903

Explanation: Tape device information was logged. Informational event, no service required.

57C6C000

Explanation: System log entry only. No service action required.

Response: No action is required. This reference code is logged for information only.

(57C7) Reference codes

57C71310

Explanation: The I/O adapter resource not available.

Response: The I/O adapter error log is being filled faster than the errors are being reported to the system. Check other errors reported to the system and correct them.

57C73000

Explanation: A permanent failure occurred.

Failing Item:

- STORIOA
 - ANYBRDG
-

57C73020

Explanation: Storage subsystem configuration error.

Failing Item:

- SIP4050
-

57C73100

Explanation: Device bus interface error occurred.

Failing Item:

- SIP4050
-

57C73140

Explanation: System log entry only. No service action required.

57C73202

Explanation: Storage subsystem configuration error.

57C6C402

Explanation: Licensed Internal Code error.

Response: Ask your next level of support for assistance.

Failing Item:

- PTFSRCH
-

57C6FF3D

Explanation: I/O adapter detected a recoverable error.

Failing Item:

- STORIOA
 - ANYBRDG
-

Response: The device is not supported in the current configuration. An I/O processor might be required.

Failing Item:

- SVCDOCS
-

57C73400

Explanation: Unknown resource error.

Response: If you are working with one of the card types below, the adapter has multiple physical parts. Choose the card type to identify the physical parts of the storage adapter.

Card type 57CB (embedded IOA with 2BCF battery card). When working the FRUs from the serviceable event or the failing item list here, the embedded storage adapter (failing item STORIOA) has two physical parts:

- The embedded storage adapter on the I/O backplane.
- The Battery charger and carrier card.
- See symbolic FRU FEATCRD for the location codes of the FRUs if they are not listed in the serviceable event or if you are working the failing item list here.

Card type 57CF (embedded IOAs on DASD backplane with 2BC2 dual battery charger and carrier card). When working the FRUs from the serviceable event or the failing item list here, the embedded storage adapter (failing item STORIOA) has two physical parts:

- The embedded storage adapter on the DASD backplane.
- The dual battery charger and carrier card. To determine which battery is connected to which embedded IOA use the bus number of the IOA with symbolic FRU CACHBAT.

57C73401 • 57C74060

- See symbolic FRU FEATCRD for the location code of the dual battery charger and carrier card if it is not listed in the serviceable event or if you are working the failing item list here.

Failing Item:

- SIP4050
- FI02112
- STORIOA
- SASCABL

57C73401

Explanation: Device backplane problem.

Failing Item:

- SASEXP
- DEVBPLN

57C73405

Explanation: An error occurred during task initialization for a removable media device. This SRC is logged when an error occurs and the removable media device driver cannot determine the device type or model.

Response: Perform the following:

- Check the Product Activity Log for other entries that indicate interface problems and work those problems.
- Check the device firmware level and apply the latest PTFs.
- Check for LIC logs with major code 2E00. Contact your next level of support with the information you have gathered.

Problem determination: IPL the IOP to retry the device identification process. If the error persists then contact your service provider.

Failing Item:

- PTFSRCH

57C734FF

Explanation: Format in progress.

Response: No action required. This reference code is logged for information only.

57C73601

Explanation: System log entry only. No service action required.

57C74010

Explanation: Configuration error.

Response: Incorrect connection between cascaded enclosures.

Failing Item:

- SIP3142

57C74020

Explanation: Configuration error.

Response: Number of connections exceed I/O adapter design limits.

Failing Item:

- SIP3143

57C74030

Explanation: Configuration error.

Response: Incorrect multipath connection.

Failing Item:

- SIP4044

57C74040

Explanation: Configuration error.

Response: Incomplete multipath connection between I/O adapter and enclosure.

Failing Item:

- SIP4044

57C74041

Explanation: Incomplete multipath connection.

Response: Incomplete multipath connection between device backplane and device.

Failing Item:

- SIP3146

57C74050

Explanation: Enclosure does not support required multipath function.

Failing Item:

- SIP3148

57C74060

Explanation: Multipath redundancy level reduced.

Response: A redundant disk unit connection has failed.

Failing Item:

- SIP4053
- SASCABL
- SASEXP

57C74061

Explanation: Multipath redundancy level increased.

Response: A redundant disk unit connection has been restored. No service action is required.

57C74070

Explanation: System log entry only. No service action required.

57C74100

Explanation: Device bus fabric error.

Failing Item:

- SIP4052
- SASCABL
- SASEXP
- DEVBPLN
- STORIOA
- FI01105

57C74101

Explanation: Temporary device bus fabric error.

Failing Item:

- SIP4052

57C74110

Explanation: Unsupported enclosure function detected.

Failing Item:

- SIP3145

57C74150

Explanation: I/O adapter detected PCI bus error.

Response: If this event appears in a serviceable event view, work with the failing item list found there. If this event does not appear in a serviceable event view, no service action is required.

Failing Item:

- BACKPLN
- STORIOA

57C74160

Explanation: I/O adapter detected and recovered a PCI bus error.

Response: If this event appears in a serviceable event view, work with the failing item list found there. If this event does not appear in a serviceable event view, no service action is required.

Failing Item:

- BACKPLN
- STORIOA

57C770DD

Explanation: Disrupt device command completed successfully.

57C78008

Explanation: A permanent failure has occurred in the cache battery pack or capacitive cache power card.

Response: Under a certain configuration, this SRC may not represent an error that requires a service action. Depending on the configuration of the system, the Storage IOA may have been altered and/or the Storage IOA Cache may have been disabled to allow attachment of OEM Storage that emulates a Load Source drive. If this is the case, this error will be posted each time the IOA is IPLed and it can be ignored.

Failing Item:

- CACHBAT
- STORIOA
- FEATCRD

57C78009

Explanation: Impending failure in the cache battery pack or capacitive cache power card.

Failing Item:

- CACHBAT

57C78100

Explanation: Licensed Internal Code error.

Failing Item:

- PTFSRCH
- STORIOA

57C78130

Explanation: IOA detected recoverable device bus error.

Response: If this event appears in a serviceable event view, work with the failing item list found there. If this

event does not appear in a serviceable event view, no service action is required.

Failing Item:

- SIP4050

57C78140

Explanation: IOA detected recoverable device bus error.

Response: If this event appears in a serviceable event view, work with the failing item list found there. If this event does not appear in a serviceable event view, no service action is required.

Failing Item:

- SIP4050

57C78141

Explanation: IOA detected recoverable device error.

Response: No action is required. This reference code is logged for information only.

57C78145

Explanation: Disk device detected recoverable error.

Response: This error is logged against the storage controller resource. Contact your next level of support to determine the part number and location code of the device.

Failing Item:

- NEXTLVL

57C78146

Explanation: Disk device detected recoverable error.

Failing Item:

- FI01105

57C78150

Explanation: A permanent failure occurred.

Response: Under a certain configuration, this SRC may not represent an error that requires a service action. Depending on the configuration of the system, the Storage IOA may have been altered and/or the Storage IOA Cache may have been disabled to allow attachment of OEM Storage that emulates a Load Source drive. If this is the case, this error will be posted each time the IOA is IPLed and it can be ignored.

Failing Item:

- STORIOA
- ANYBRDG

57C78151

Explanation: Licensed Internal Code error.

Failing Item:

- PTFSRCH
- STORIOA

57C78155

Explanation: A permanent failure occurred.

Failing Item:

- PTFSRCH
- STORIOA

57C78156

Explanation: A permanent failure occurred.

Failing Item:

- PTFSRCH
- STORIOA

57C78157

Explanation: I/O adapter card error. The actions and Failing Item list in the Service Action Log will vary based on the conditions this event was logged for.

Response: The FRU list in the Service Action Log will vary based on the conditions this event was logged for. Perform the following:

1. Display the Service Action Log entry for this SRC.
2. If the Failing Item indicates SVCDOCS, then continue with this step. Otherwise go to the next step. Do NOT replace the I/O adapter. This is a recoverable error.
 - LIC will automatically re-IPL the virtual I/O processor associated with the adapter. Other resources attached to the virtual I/O processor may need to be Varied On.
 - If the virtual I/O processor or adapter are not operational then use Hardware Service Manager to manually re-IPL the virtual I/O processor and Vary On attached resources.
 - If manually reIPL-ing the virtual I/O processor fails then contact your next level of support. This ends the procedure.
3. If the Failing Item indicates an I/O adapter, then replace the I/O adapter. Check the list below to determine if the adapter type you are replacing has multiple physical parts.

Problem determination: Perform the following:

1. Display the Service Action Log entry for this SRC.

2. If the Failing Item indicates SVCDOCS, then continue with this step. Otherwise go to the next step. Do NOT replace the I/O adapter. This is a recoverable error.
 - LIC will automatically re-IPL the virtual I/O processor associated with the adapter. Other resources attached to the virtual I/O processor may need to be Varied On.
 - If the virtual I/O processor or adapter are not operational then use Hardware Service Manager to manually re-IPL the virtual I/O processor and Vary On attached resources.
 - If manually reIPL-ing the virtual I/O processor fails then contact your next level of support. This ends the procedure.
3. If the Failing Item indicates an I/O adapter, then contact your next level of support to replace the I/O adapter.

Failing Item:

- SVCDOCS
- STORIOA

57C78300**Explanation:** IOA hardware error or PCI bus error.**Problem determination:** Perform the following:

1. Examine the location code of the adapter to determine if the adapter is in the system unit or an expansion unit. If the adapter is in an expansion unit, continue with the next step. Otherwise this ends the procedure.
2. If multiple storage adapters in the same expansion unit logged reference code xxxx8300 as a serviceable event at about the same time, continue with the next step. Otherwise this ends the procedure.
3. Suspect a problem with the connection to the enclosure. The problem may have been temporary while working on the unit or while working on the connection or cable(s) to the unit. If the adapter problems were created while working on the unit or working on the connection to the unit, go to step 5.
4. Search for problems logged at about the same time and call out the FRUs that connect the expansion unit to the system unit including the cable(s). Work those problems first, then return to the next step in this procedure.
5. Use Hardware Service Manager (HSM) to verify that the adapters have returned to operational status. Close reference code xxxx8300 problems for adapters that have returned to operational status. Expansion units attached to system units using Light Path service indicators may have activated the FRU fault indicators for those adapters. Use the Service Action Log (SAL) to turn off the FRU fault indicators for adapters that have returned to operational status.

6. Work reference code xxxx8300 problems for any adapters that have not returned to operational status. This ends the procedure.

Failing Item:

- STORIOA
- ANYBRDG
- PTFSRCH

57C78301**Explanation:** Not valid condition in Licensed Internal Code.**Failing Item:**

- PTFSRCH
- STORIOA

57C78302**Explanation:** Missing Licensed Internal Code.**Response:** Ensure that the code necessary to support this I/O adapter is loaded.**Failing Item:**

- SVCDOCS
- STORIOA

57C78400**Explanation:** Licensed Internal Code error.**Failing Item:**

- PTFSRCH

57C78404**Explanation:** System log entry only. No service action required.

57C79000**Explanation:** Device error.**Failing Item:**

- FI01105
- STORIOA

57C79001**Explanation:** Device configuration error.**Failing Item:**

- NEXTLVL
-

57C79002

Explanation: Device error.

Failing Item:

- NEXTLVL

57C79008

Explanation: I/O card does not support functions expected by devices.

Failing Item:

- SIP3130

57C79010

Explanation: Cache data associated with attached devices cannot be found.

Failing Item:

- SIP3120

57C79011

Explanation: Cache data belongs to devices other than those attached.

Failing Item:

- NEXTLVL

57C79020

Explanation: Two or more disk units missing from RAID-5 or RAID-6 array.

Failing Item:

- SIP3111

57C79021

Explanation: Two or more disk units missing from RAID-5 or RAID-6 array.

Failing Item:

- SIP3111

57C79022

Explanation: Two or more disk units missing from RAID-5 or RAID-6 array.

Failing Item:

- SIP3111

57C79023

Explanation: One or more array members not in required physical locations.

Failing Item:

- SIP3112

57C79024

Explanation: Array member physical location conflicts with another array.

Failing Item:

- NEXTLVL

57C79025

Explanation: Incompatible device.

Response: An incompatible device is at the physical location of the device which is causing the array to be exposed.

Failing Item:

- SIP3110
- FI02112

57C79026

Explanation: Disk unit not found at required physical location.

Response: A previously exposed disk unit in an array was not found at the required physical location.

Failing Item:

- NEXTLVL

57C79027

Explanation: Array not functional due to parity out of synchronization.

Response: Array is or would become exposed and parity data is out of synchronization.

Failing Item:

- SIP3113

57C79028

Explanation: Maximum number of functional arrays has been exceeded.

Response: Reduce the number of arrays on this I/O adapter. Either move all the devices in an array to another I/O adapter that supports arrays, or stop an array on this I/O adapter.

Failing Item:

- SVCDOCS

57C79029

Explanation: Maximum number of functional array members has been exceeded.

Response: Contact your next level of support.

Failing Item:

- NEXTLVL

57C79030

Explanation: Array no longer protected due to missing or failed disk unit.

Failing Item:

- SIP3110
 - FI02112
-

57C79031

Explanation: Automatic rebuild initiated for array.

Response: Either a previous rebuild was interrupted and was automatically restarted, or a hot spare disk unit was used to automatically rebuild the array. Look for other reference codes and take action on them.

57C79032

Explanation: A disk unit in an array is missing or failed.

Response: The array is still protected, but the disk unit should be replaced.

Failing Item:

- SIP3110
 - FI02112
-

57C79040

Explanation: Re-synchronization of array parity was initiated.

Response: No action required.

57C79041

Explanation: Background array parity check detected and corrected errors.

Response: Call your next level of support to report the problem.

Failing Item:

- NEXTLVL
-

57C79042

Explanation: Background parity check corrected errors on disk unit.

Response: Call your next level of support to report the problem.

Failing Item:

- NEXTLVL
-

57C79050

Explanation: Required cache data not found for one or more disk units.

Failing Item:

- SIP3131
-

57C79051

Explanation: Cache data exists for one or more missing or failed devices.

Failing Item:

- SIP3132
-

57C79052

Explanation: Cache data exists for one or more modified devices.

Response: Contact your next level of support.

Failing Item:

- NEXTLVL
-

57C79054

Explanation: IOA resources not available due to previous problems.

Failing Item:

- SIP3121
-

57C79055

Explanation: Write cache data is available for attached storage IOA.

Response: No service action required.

57C79070

Explanation: System log entry only. No service action required.

57C79071

Explanation: Link from IOA to auxiliary or remote IOA is operational.

Response: No service action required.

57C79072

Explanation: Link from IOA to auxiliary or remote IOA is non-operational.

Response: No service action required.

57C79073

Explanation: Multiple I/O adapters connected in a not valid configuration.

Failing Item:

- SIP4040

57C79074

Explanation: Multiple I/O adapters connected in a not valid configuration.

Response: Multiple I/O adapters not capable of similar functions or controlling the same set of devices.

Failing Item:

- SIP4041

57C79075

Explanation: Incomplete multipath connection between IOA and remote IOA.

Failing Item:

- SIP4049

57C79076

Explanation: Missing auxiliary IOA or remote IOA.

Failing Item:

- SIP4047

57C79081

Explanation: Device error.

Failing Item:

- FI01105
- STORIOA

57C79082

Explanation: Device error.

Failing Item:

- FI01105
- STORIOA

57C79083

Explanation: System log entry only. No service action required.

57C79084

Explanation: System log entry only. No service action required.

57C79090

Explanation: Disk unit has been modified after the last known status.

Response: Use Hardware Service Manager to re-IPL the virtual I/O processor that is associated with this I/O adapter. Other resources attached to the virtual I/O processor may then need to be Varied On.

If any reference codes are surfaced, use the new reference code to resolve the problem.

If you cannot resolve the problem, contact your next level of support.

Failing Item:

- SVCDOCS

57C79091

Explanation: Incorrect hardware configuration change detected.

Response: Use Hardware Service Manager to re-IPL the virtual I/O processor that is associated with this I/O adapter. Other resources attached to the virtual I/O processor may then need to be Varied On.

If any reference codes are surfaced, use the new reference code to resolve the problem.

If you cannot resolve the problem, contact your next level of support.

Failing Item:

- SVCDOCS

57C79092

Explanation: Disk unit requires initialization before use.

Failing Item:

- SIP3134

57C79500

Explanation: Internal program error in driver code.

Failing Item:

- PTFSRCH

57C79903

Explanation: Tape device information was logged. Informational event, no service required.

57C7C000

Explanation: System log entry only. No service action required.

Response: No action is required. This reference code is logged for information only.

57C7C402

Explanation: Licensed Internal Code error.

Response: Ask your next level of support for assistance.

Failing Item:

- PTFSRCH
-

(57CB) Reference codes

57CB1310

Explanation: The I/O adapter resource not available.

Response: The I/O adapter error log is being filled faster than the errors are being reported to the system. Check other errors reported to the system and correct them.

57CB3000

Explanation: A permanent failure occurred.

Response: If you are working with one of the card types below, the adapter has multiple physical parts. Choose the card type to identify the physical parts of the storage adapter.

Card type 2BE1 (feature RAID enablement card for embedded IOA) read the following: When working the FRUs from the serviceable event or the failing item list here, the embedded storage adapter (failing item STORIOA) has three physical parts:

- The embedded storage adapter on the I/O backplane.
- The RAID enablement card.
- The Battery charger and carrier card.
- See symbolic FRU FEATCRD for the location codes of the FRUs if they are not listed in the serviceable event or if you are working the failing item list here.

Card type 57CB (embedded IOA with 2BCF battery card for embedded IOA) read the following: When working the FRUs from the serviceable event or the failing item list here, the embedded storage adapter (failing item STORIOA) has two physical parts:

- The embedded storage adapter on the I/O backplane.
- The Battery charger and carrier card.
- See symbolic FRU FEATCRD for the location codes of the FRUs if they are not listed in the serviceable event or if you are working the failing item list here.

Card type 57CF (embedded IOAs on DASD backplane with 2BC2 dual battery charger and carrier card for the embedded IOAs) read the following: When working the FRUs from the serviceable event or the failing item list here, the embedded storage adapter (failing item STORIOA) has two physical parts:

57C7FF3D

Explanation: I/O adapter detected a recoverable error.

Failing Item:

- STORIOA
 - ANYBRDG
-

- The embedded storage adapter on the DASD backplane.

- The dual battery charger and carrier card. To determine which battery is connected to which embedded IOA use the bus number of the IOA with symbolic FRU CACHBAT.

- See symbolic FRU FEATCRD for the location code of the dual battery charger and carrier card if it is not listed in the serviceable event or if you are working the failing item list here.

Failing Item:

- STORIOA
 - ANYBRDG
-

57CB3020

Explanation: Storage subsystem configuration error.

Failing Item:

- SIP4050
-

57CB3100

Explanation: Device bus interface error occurred.

Failing Item:

- SIP4050
-

57CB3140

Explanation: System log entry only. No service action required.

57CB3202

Explanation: Storage subsystem configuration error.

Response: The device is not supported in the current configuration. An I/O processor might be required.

Failing Item:

- SVCDOCS
-

57CB3400

Explanation: Unknown resource error.

Response: If you are working with one of the card types below, the adapter has multiple physical parts.

57CB3401 • 57CB4040

Choose the card type to identify the physical parts of the storage adapter.

Card type 57CB (embedded IOA with 2BCF battery card). When working the FRUs from the serviceable event or the failing item list here, the embedded storage adapter (failing item STORIOA) has two physical parts:

- The embedded storage adapter on the I/O backplane.
- The Battery charger and carrier card.
- See symbolic FRU FEATCRD for the location codes of the FRUs if they are not listed in the serviceable event or if you are working the failing item list here.

Card type 57CF (embedded IOAs on DASD backplane with 2BC2 dual battery charger and carrier card). When working the FRUs from the serviceable event or the failing item list here, the embedded storage adapter (failing item STORIOA) has two physical parts:

- The embedded storage adapter on the DASD backplane.
- The dual battery charger and carrier card. To determine which battery is connected to which embedded IOA use the bus number of the IOA with symbolic FRU CACHBAT.
- See symbolic FRU FEATCRD for the location code of the dual battery charger and carrier card if it is not listed in the serviceable event or if you are working the failing item list here.

Failing Item:

- SIP4050
- FI02112
- STORIOA
- SASCABL

57CB3401

Explanation: Device backplane problem.

Failing Item:

- SASEXP
- DEVBPLN

57CB3405

Explanation: An error occurred during task initialization for a removable media device. This SRC is logged when an error occurs and the removable media device driver cannot determine the device type or model.

Response: Perform the following:

- Check the Product Activity Log for other entries that indicate interface problems and work those problems.
- Check the device firmware level and apply the latest PTFs.

- Check for LIC logs with major code 2E00. Contact your next level of support with the information you have gathered.

Problem determination: IPL the IOP to retry the device identification process. If the error persists then contact your service provider.

Failing Item:

- PTFSRCH

57CB34FF

Explanation: Format in progress.

Response: No action required. This reference code is logged for information only.

57CB3601

Explanation: System log entry only. No service action required.

57CB4010

Explanation: Configuration error.

Response: Incorrect connection between cascaded enclosures.

Failing Item:

- SIP3142

57CB4020

Explanation: Configuration error.

Response: Number of connections exceed I/O adapter design limits.

Failing Item:

- SIP3143

57CB4030

Explanation: Configuration error.

Response: Incorrect multipath connection.

Failing Item:

- SIP4044

57CB4040

Explanation: Configuration error.

Response: Incomplete multipath connection between I/O adapter and enclosure.

Failing Item:

- SIP4044

57CB4041

Explanation: Incomplete multipath connection.

Response: Incomplete multipath connection between device backplane and device.

Failing Item:

- SIP3146
-

57CB4050

Explanation: Enclosure does not support required multipath function.

Failing Item:

- SIP3148
-

57CB4060

Explanation: Multipath redundancy level reduced.

Response: A redundant disk unit connection has failed.

Failing Item:

- SIP4053
 - SASCABL
 - SASEXP
-

57CB4061

Explanation: Multipath redundancy level increased.

Response: A redundant disk unit connection has been restored. No service action is required.

57CB4070

Explanation: System log entry only. No service action required.

57CB4100

Explanation: Device bus fabric error.

Response: If you are working with one of the card types below, the adapter has multiple physical parts. Choose the card type to identify the physical parts of the storage adapter.

Card type 57CB (embedded IOA with 2BCF battery card for embedded IOA) read the following: When working the FRUs from the serviceable event or the failing item list here, the embedded storage adapter (failing item STORIOA) has two physical parts:

- The embedded storage adapter on the I/O backplane.
- The Battery charger and carrier card.
- See symbolic FRU FEATCRD for the location codes of the FRUs if they are not listed in the serviceable event or if you are working the failing item list here.

Card type 57CF (embedded IOAs on DASD backplane with 2BC2 dual battery charger and carrier card for the embedded IOAs) read the following: When working the FRUs from the serviceable event or the failing item list here, the embedded storage adapter (failing item STORIOA) has two physical parts:

- The embedded storage adapter on the DASD backplane.
- The dual battery charger and carrier card. To determine which battery is connected to which embedded IOA use the bus number of the IOA with symbolic FRU CACHBAT.
- See symbolic FRU FEATCRD for the location code of the dual battery charger and carrier card if it is not listed in the serviceable event or if you are working the failing item list here.

Failing Item:

- SIP4052
 - SASCABL
 - SASEXP
 - DEVBPLN
 - STORIOA
 - FI01105
-

57CB4101

Explanation: Temporary device bus fabric error.

Failing Item:

- SIP4052
-

57CB4110

Explanation: Unsupported enclosure function detected.

Failing Item:

- SIP3145
-

57CB4150

Explanation: I/O adapter detected PCI bus error.

Response: If this event appears in a serviceable event view, work with the failing item list found there. If this event does not appear in a serviceable event view, no service action is required.

If you are working with one of the card types below, the adapter has multiple physical parts. Choose the card type to identify the physical parts of the storage adapter.

Card type 2BE1 (feature RAID enablement card for embedded IOA) read the following: When working the FRUs from the serviceable event or the failing item list here, the embedded storage adapter (failing item STORIOA) has three physical parts:

57CB4160 • 57CB8008

- The embedded storage adapter on the I/O backplane.
- The RAID enablement card.
- The Battery charger and carrier card.
- See symbolic FRU FEATCRD for the location codes of the FRUs if they are not listed in the serviceable event or if you are working the failing item list here.

Card type 57CB (embedded IOA with 2BCF battery card for embedded IOA) read the following: When working the FRUs from the serviceable event or the failing item list here, the embedded storage adapter (failing item STORIOA) has two physical parts:

- The embedded storage adapter on the I/O backplane.
- The Battery charger and carrier card.
- See symbolic FRU FEATCRD for the location codes of the FRUs if they are not listed in the serviceable event or if you are working the failing item list here.

Card type 57CF (embedded IOAs on DASD backplane with 2BC2 dual battery charger and carrier card for the embedded IOAs) read the following: When working the FRUs from the serviceable event or the failing item list here, the embedded storage adapter (failing item STORIOA) has two physical parts:

- The embedded storage adapter on the DASD backplane.
- The dual battery charger and carrier card. To determine which battery is connected to which embedded IOA use the bus number of the IOA with symbolic FRU CACHBAT.
- See symbolic FRU FEATCRD for the location code of the dual battery charger and carrier card if it is not listed in the serviceable event or if you are working the failing item list here.

Failing Item:

- BACKPLN
- STORIOA

57CB4160

Explanation: I/O adapter detected and recovered a PCI bus error.

Response: If this event appears in a serviceable event view, work with the failing item list found there. If this event does not appear in a serviceable event view, no service action is required.

If you are working with one of the card types below, the adapter has multiple physical parts. Choose the card type to identify the physical parts of the storage adapter.

Card type 2BE1 (feature RAID enablement card for embedded IOA) read the following: When working the FRUs from the serviceable event or the failing item list here, the embedded storage adapter (failing item

STORIOA) has three physical parts:

- The embedded storage adapter on the I/O backplane.
- The RAID enablement card.
- The Battery charger and carrier card.
- See symbolic FRU FEATCRD for the location codes of the FRUs if they are not listed in the serviceable event or if you are working the failing item list here.

Card type 57CB (embedded IOA with 2BCF battery card for embedded IOA) read the following: When working the FRUs from the serviceable event or the failing item list here, the embedded storage adapter (failing item STORIOA) has two physical parts:

- The embedded storage adapter on the I/O backplane.
- The Battery charger and carrier card.
- See symbolic FRU FEATCRD for the location codes of the FRUs if they are not listed in the serviceable event or if you are working the failing item list here.

Card type 57CF (embedded IOAs on DASD backplane with 2BC2 dual battery charger and carrier card for the embedded IOAs) read the following: When working the FRUs from the serviceable event or the failing item list here, the embedded storage adapter (failing item STORIOA) has two physical parts:

- The embedded storage adapter on the DASD backplane.
- The dual battery charger and carrier card. To determine which battery is connected to which embedded IOA use the bus number of the IOA with symbolic FRU CACHBAT.
- See symbolic FRU FEATCRD for the location code of the dual battery charger and carrier card if it is not listed in the serviceable event or if you are working the failing item list here.

Failing Item:

- BACKPLN
- STORIOA

57CB70DD

Explanation: Disrupt device command completed successfully.

57CB8008

Explanation: A permanent failure has occurred in the cache battery pack or capacitive cache power card.

Response: Under a certain configuration, this SRC may not represent an error that requires a service action. Depending on the configuration of the system, the Storage IOA may have been altered and/or the Storage IOA Cache may have been disabled to allow attachment of OEM Storage that emulates a Load

Source drive. If this is the case, this error will be posted each time the IOA is IPLed and it can be ignored.

If you are working with one of the card types below, the adapter has multiple physical parts. Choose the card type to identify the physical parts of the storage adapter.

Card type 2BE1 (feature RAID enablement card for embedded IOA) read the following: When working the FRUs from the serviceable event or the failing item list here, the embedded storage adapter (failing item STORIOA) has three physical parts:

- The embedded storage adapter on the I/O backplane.
- The RAID enablement card.
- The Battery charger and carrier card.
- See symbolic FRU FEATCRD for the location codes of the FRUs if they are not listed in the serviceable event or if you are working the failing item list here.

Card type 57CB (embedded IOA with 2BCF battery card) read the following: When working the FRUs from the serviceable event or the failing item list here, the embedded storage adapter (failing item STORIOA) has two physical parts:

- The embedded storage adapter on the I/O backplane.
- The Battery charger and carrier card.
- See symbolic FRU FEATCRD for the location codes of the FRUs if they are not listed in the serviceable event or if you are working the failing item list here.

Card type 57CF (embedded IOAs on DASD backplane with 2BC2 dual battery charger and carrier card) read the following: When working the FRUs from the serviceable event or the failing item list here, the embedded storage adapter (failing item STORIOA) has two physical parts:

- The embedded storage adapter on the DASD backplane.
- The dual battery charger and carrier card. To determine which battery is connected to which embedded IOA use the bus number of the IOA with symbolic FRU CACHBAT.
- See symbolic FRU FEATCRD for the location code of the dual battery charger and carrier card if it is not listed in the serviceable event or if you are working the failing item list here.

Failing Item:

- CACHBAT
- STORIOA
- FEATCRD

57CB8009

Explanation: Impending failure in the cache battery pack or capacitive cache power card.

Failing Item:

- CACHBAT

57CB8100

Explanation: Licensed Internal Code error.

Response: If you are working with one of the card types below, the adapter has multiple physical parts. Choose the card type to identify the physical parts of the storage adapter.

Card type 2BE1 (feature RAID enablement card for embedded IOA) read the following: When working the FRUs from the serviceable event or the failing item list here, the embedded storage adapter (failing item STORIOA) has three physical parts:

- The embedded storage adapter on the I/O backplane.
- The RAID enablement card.
- The Battery charger and carrier card.
- See symbolic FRU FEATCRD for the location codes of the FRUs if they are not listed in the serviceable event or if you are working the failing item list here.

Card type 57CB (embedded IOA with 2BCF battery card for embedded IOA) read the following: When working the FRUs from the serviceable event or the failing item list here, the embedded storage adapter (failing item STORIOA) has two physical parts:

- The embedded storage adapter on the I/O backplane.
- The Battery charger and carrier card.
- See symbolic FRU FEATCRD for the location codes of the FRUs if they are not listed in the serviceable event or if you are working the failing item list here.

Card type 57CF (embedded IOAs on DASD backplane with 2BC2 dual battery charger and carrier card for the embedded IOAs) read the following: When working the FRUs from the serviceable event or the failing item list here, the embedded storage adapter (failing item STORIOA) has two physical parts:

- The embedded storage adapter on the DASD backplane.
- The dual battery charger and carrier card. To determine which battery is connected to which embedded IOA use the bus number of the IOA with symbolic FRU CACHBAT.
- See symbolic FRU FEATCRD for the location code of the dual battery charger and carrier card if it is not listed in the serviceable event or if you are working the failing item list here.

Failing Item:

- PTFSRCH
- STORIOA

57CB8130

Explanation: IOA detected recoverable device bus error.

Response: If this event appears in a serviceable event view, work with the failing item list found there. If this event does not appear in a serviceable event view, no service action is required.

Failing Item:

- SIP4050

57CB8140

Explanation: IOA detected recoverable device bus error.

Response: If this event appears in a serviceable event view, work with the failing item list found there. If this event does not appear in a serviceable event view, no service action is required.

Failing Item:

- SIP4050

57CB8141

Explanation: IOA detected recoverable device error.

Response: No action is required. This reference code is logged for information only.

57CB8145

Explanation: Disk device detected recoverable error.

Response: This error is logged against the storage controller resource. Contact your next level of support to determine the part number and location code of the device.

Failing Item:

- NEXTLVL

57CB8146

Explanation: Disk device detected recoverable error.

Failing Item:

- FI01105

57CB8150

Explanation: A permanent failure occurred.

Response: Under a certain configuration, this SRC may not represent an error that requires a service action. Depending on the configuration of the system, the Storage IOA may have been altered and/or the

Storage IOA Cache may have been disabled to allow attachment of OEM Storage that emulates a Load Source drive. If this is the case, this error will be posted each time the IOA is IPLed and it can be ignored.

If you are working with one of the card types below, the adapter has multiple physical parts. Choose the card type to identify the physical parts of the storage adapter.

Card type 2BE1 (feature RAID enablement card for embedded IOA) read the following: When working the FRUs from the serviceable event or the failing item list here, the embedded storage adapter (failing item STORIOA) has three physical parts:

- The embedded storage adapter on the I/O backplane.
- The RAID enablement card.
- The Battery charger and carrier card.
- See symbolic FRU FEATCRD for the location codes of the FRUs if they are not listed in the serviceable event or if you are working the failing item list here.

Card type 57CB (embedded IOA with 2BCF battery card for embedded IOA) read the following: When working the FRUs from the serviceable event or the failing item list here, the embedded storage adapter (failing item STORIOA) has two physical parts:

- The embedded storage adapter on the I/O backplane.
- The Battery charger and carrier card.
- See symbolic FRU FEATCRD for the location codes of the FRUs if they are not listed in the serviceable event or if you are working the failing item list here.

Card type 57CF (embedded IOAs on DASD backplane with 2BC2 dual battery charger and carrier card for the embedded IOAs) read the following: When working the FRUs from the serviceable event or the failing item list here, the embedded storage adapter (failing item STORIOA) has two physical parts:

- The embedded storage adapter on the DASD backplane.
- The dual battery charger and carrier card. To determine which battery is connected to which embedded IOA use the bus number of the IOA with symbolic FRU CACHBAT.
- See symbolic FRU FEATCRD for the location code of the dual battery charger and carrier card if it is not listed in the serviceable event or if you are working the failing item list here.

Failing Item:

- STORIOA
 - ANYBRDG
-

57CB8151

Explanation: Licensed Internal Code error.

Response: If you are working with one of the card types below, the adapter has multiple physical parts. Choose the card type to identify the physical parts of the storage adapter.

Card type 2BE1 (feature RAID enablement card for embedded IOA) read the following: When working the FRUs from the serviceable event or the failing item list here, the embedded storage adapter (failing item STORIOA) has three physical parts:

- The embedded storage adapter on the I/O backplane.
- The RAID enablement card.
- The Battery charger and carrier card.
- See symbolic FRU FEATCRD for the location codes of the FRUs if they are not listed in the serviceable event or if you are working the failing item list here.

Card type 57CB (embedded IOA with 2BCF battery card for embedded IOA) read the following: When working the FRUs from the serviceable event or the failing item list here, the embedded storage adapter (failing item STORIOA) has two physical parts:

- The embedded storage adapter on the I/O backplane.
- The Battery charger and carrier card.
- See symbolic FRU FEATCRD for the location codes of the FRUs if they are not listed in the serviceable event or if you are working the failing item list here.

Card type 57CF (embedded IOAs on DASD backplane with 2BC2 dual battery charger and carrier card for the embedded IOAs) read the following: When working the FRUs from the serviceable event or the failing item list here, the embedded storage adapter (failing item STORIOA) has two physical parts:

- The embedded storage adapter on the DASD backplane.
- The dual battery charger and carrier card. To determine which battery is connected to which embedded IOA use the bus number of the IOA with symbolic FRU CACHBAT.
- See symbolic FRU FEATCRD for the location code of the dual battery charger and carrier card if it is not listed in the serviceable event or if you are working the failing item list here.

Failing Item:

- PTFSRCH
- STORIOA

57CB8155

Explanation: A permanent failure occurred.

Response: If you are working with one of the card types below, the adapter has multiple physical parts. Choose the card type to identify the physical parts of the storage adapter.

Card type 2BE1 (feature RAID enablement card for embedded IOA) read the following: When working the FRUs from the serviceable event or the failing item list here, the embedded storage adapter (failing item STORIOA) has three physical parts:

- The embedded storage adapter on the I/O backplane.
- The RAID enablement card.
- The Battery charger and carrier card.
- See symbolic FRU FEATCRD for the location codes of the FRUs if they are not listed in the serviceable event or if you are working the failing item list here.

Card type 57CB (embedded IOA with 2BCF battery card for embedded IOA) read the following: When working the FRUs from the serviceable event or the failing item list here, the embedded storage adapter (failing item STORIOA) has two physical parts:

- The embedded storage adapter on the I/O backplane.
- The Battery charger and carrier card.
- See symbolic FRU FEATCRD for the location codes of the FRUs if they are not listed in the serviceable event or if you are working the failing item list here.

Card type 57CF (embedded IOAs on DASD backplane with 2BC2 dual battery charger and carrier card for the embedded IOAs) read the following: When working the FRUs from the serviceable event or the failing item list here, the embedded storage adapter (failing item STORIOA) has two physical parts:

- The embedded storage adapter on the DASD backplane.
- The dual battery charger and carrier card. To determine which battery is connected to which embedded IOA use the bus number of the IOA with symbolic FRU CACHBAT.
- See symbolic FRU FEATCRD for the location code of the dual battery charger and carrier card if it is not listed in the serviceable event or if you are working the failing item list here.

Failing Item:

- PTFSRCH
 - STORIOA
-

57CB8156

Explanation: A permanent failure occurred.

Response: If you are working with one of the card types below, the adapter has multiple physical parts. Choose the card type to identify the physical parts of the storage adapter.

Card type 2BE1 (feature RAID enablement card for embedded IOA) read the following: When working the FRUs from the serviceable event or the failing item list here, the embedded storage adapter (failing item STORIOA) has three physical parts:

- The embedded storage adapter on the I/O backplane.
- The RAID enablement card.
- The Battery charger and carrier card.
- See symbolic FRU FEATCRD for the location codes of the FRUs if they are not listed in the serviceable event or if you are working the failing item list here.

Card type 57CB (embedded IOA with 2BCF battery card for embedded IOA) read the following: When working the FRUs from the serviceable event or the failing item list here, the embedded storage adapter (failing item STORIOA) has two physical parts:

- The embedded storage adapter on the I/O backplane.
- The Battery charger and carrier card.
- See symbolic FRU FEATCRD for the location codes of the FRUs if they are not listed in the serviceable event or if you are working the failing item list here.

Card type 57CF (embedded IOAs on DASD backplane with 2BC2 dual battery charger and carrier card for the embedded IOAs) read the following: When working the FRUs from the serviceable event or the failing item list here, the embedded storage adapter (failing item STORIOA) has two physical parts:

- The embedded storage adapter on the DASD backplane.
- The dual battery charger and carrier card. To determine which battery is connected to which embedded IOA use the bus number of the IOA with symbolic FRU CACHBAT.
- See symbolic FRU FEATCRD for the location code of the dual battery charger and carrier card if it is not listed in the serviceable event or if you are working the failing item list here.

Failing Item:

- PTFSRCH
- STORIOA

57CB8157

Explanation: I/O adapter card error. The actions and Failing Item list in the Service Action Log will vary based on the conditions this event was logged for.

Response: The FRU list in the Service Action Log will vary based on the conditions this event was logged for. Perform the following:

1. Display the Service Action Log entry for this SRC.
2. If the Failing Item indicates SVCDOCS, then continue with this step. Otherwise go to the next step. Do NOT replace the I/O adapter. This is a recoverable error.
 - LIC will automatically re-IPL the virtual I/O processor associated with the adapter. Other resources attached to the virtual I/O processor may need to be Varied On.
 - If the virtual I/O processor or adapter are not operational then use Hardware Service Manager to manually re-IPL the virtual I/O processor and Vary On attached resources.
 - If manually reIPL-ing the virtual I/O processor fails then contact your next level of support. This ends the procedure.
3. If the Failing Item indicates an I/O adapter, then replace the I/O adapter. Check the list below to determine if the adapter type you are replacing has multiple physical parts.

If you are replacing the I/O adapter and you are working with one of the card types below, the adapter has multiple physical parts. Choose the card type to identify the physical parts of the storage adapter.

Card type 2BE1 (feature RAID enablement card for embedded IOA) read the following: When working the FRUs from the serviceable event or the failing item list here, the embedded storage adapter (failing item STORIOA) has three physical parts:

- The embedded storage adapter on the I/O backplane.
- The RAID enablement card.
- The Battery charger and carrier card.
- See symbolic FRU FEATCRD for the location codes of the FRUs if they are not listed in the serviceable event or if you are working the failing item list here.

Card type 57CB (embedded IOA with 2BCF battery card for embedded IOA) read the following: When working the FRUs from the serviceable event or the failing item list here, the embedded storage adapter (failing item STORIOA) has two physical parts:

- The embedded storage adapter on the I/O backplane.
- The Battery charger and carrier card.

- See symbolic FRU FEATCRD for the location codes of the FRUs if they are not listed in the serviceable event or if you are working the failing item list here.

Card type 57CF (embedded IOAs on DASD backplane with 2BC2 dual battery charger and carrier card for the embedded IOAs) read the following: When working the FRUs from the serviceable event or the failing item list here, the embedded storage adapter (failing item STORIOA) has two physical parts:

- The embedded storage adapter on the DASD backplane.
- The dual battery charger and carrier card. To determine which battery is connected to which embedded IOA use the bus number of the IOA with symbolic FRU CACHBAT.
- See symbolic FRU FEATCRD for the location code of the dual battery charger and carrier card if it is not listed in the serviceable event or if you are working the failing item list here.

Problem determination: Perform the following:

1. Display the Service Action Log entry for this SRC.
2. If the Failing Item indicates SVCDOCS, then continue with this step. Otherwise go to the next step. Do NOT replace the I/O adapter. This is a recoverable error.
 - LIC will automatically re-IPL the virtual I/O processor associated with the adapter. Other resources attached to the virtual I/O processor may need to be Varied On.
 - If the virtual I/O processor or adapter are not operational then use Hardware Service Manager to manually re-IPL the virtual I/O processor and Vary On attached resources.
 - If manually reIPL-ing the virtual I/O processor fails then contact your next level of support. This ends the procedure.
3. If the Failing Item indicates an I/O adapter, then contact your next level of support to replace the I/O adapter.

Failing Item:

- SVCDOCS
- STORIOA

57CB8300

Explanation: IOA hardware error or PCI bus error.

Response: If you are working with one of the card types below, the adapter has multiple physical parts. Choose the card type to identify the physical parts of the storage adapter.

Card type 2BE1 (feature RAID enablement card for embedded IOA) read the following: When working the FRUs from the serviceable event or the failing item list here, the embedded storage adapter (failing item STORIOA) has three physical parts:

- The embedded storage adapter on the I/O backplane.
- The RAID enablement card.
- The Battery charger and carrier card.
- See symbolic FRU FEATCRD for the location codes of the FRUs if they are not listed in the serviceable event or if you are working the failing item list here.

Card type 57CB (embedded IOA with 2BCF battery card for embedded IOA) read the following: When working the FRUs from the serviceable event or the failing item list here, the embedded storage adapter (failing item STORIOA) has two physical parts:

- The embedded storage adapter on the I/O backplane.
- The Battery charger and carrier card.
- See symbolic FRU FEATCRD for the location codes of the FRUs if they are not listed in the serviceable event or if you are working the failing item list here.

Card type 57CF (embedded IOAs on DASD backplane with 2BC2 dual battery charger and carrier card for the embedded IOAs) read the following: When working the FRUs from the serviceable event or the failing item list here, the embedded storage adapter (failing item STORIOA) has two physical parts:

- The embedded storage adapter on the DASD backplane.
- The dual battery charger and carrier card. To determine which battery is connected to which embedded IOA use the bus number of the IOA with symbolic FRU CACHBAT.
- See symbolic FRU FEATCRD for the location code of the dual battery charger and carrier card if it is not listed in the serviceable event or if you are working the failing item list here.

Failing Item:

- STORIOA
- ANYBRDG
- PTFSRCH

57CB8301

Explanation: Not valid condition in Licensed Internal Code.

Response: If you are working with one of the card types below, the adapter has multiple physical parts. Choose the card type to identify the physical parts of the storage adapter.

Card type 2BE1 (feature RAID enablement card for embedded IOA) read the following: When working the FRUs from the serviceable event or the failing item list here, the embedded storage adapter (failing item STORIOA) has three physical parts:

- The embedded storage adapter on the I/O backplane.

- The RAID enablement card.
- The Battery charger and carrier card.
- See symbolic FRU FEATCRD for the location codes of the FRUs if they are not listed in the serviceable event or if you are working the failing item list here.

Card type 57CB (embedded IOA with 2BCF battery card for embedded IOA) read the following: When working the FRUs from the serviceable event or the failing item list here, the embedded storage adapter (failing item STORIOA) has two physical parts:

- The embedded storage adapter on the I/O backplane.
- The Battery charger and carrier card.
- See symbolic FRU FEATCRD for the location codes of the FRUs if they are not listed in the serviceable event or if you are working the failing item list here.

Card type 57CF (embedded IOAs on DASD backplane with 2BC2 dual battery charger and carrier card for the embedded IOAs) read the following: When working the FRUs from the serviceable event or the failing item list here, the embedded storage adapter (failing item STORIOA) has two physical parts:

- The embedded storage adapter on the DASD backplane.
- The dual battery charger and carrier card. To determine which battery is connected to which embedded IOA use the bus number of the IOA with symbolic FRU CACHBAT.
- See symbolic FRU FEATCRD for the location code of the dual battery charger and carrier card if it is not listed in the serviceable event or if you are working the failing item list here.

Failing Item:

- PTFSRCH
- STORIOA

57CB8302

Explanation: Missing Licensed Internal Code.

Response: Ensure that the code necessary to support this I/O adapter is loaded.

If you are working with one of the card types below, the adapter has multiple physical parts. Choose the card type to identify the physical parts of the storage adapter.

Card type 2BE1 (feature RAID enablement card for embedded IOA) read the following: When working the FRUs from the serviceable event or the failing item list here, the embedded storage adapter (failing item STORIOA) has three physical parts:

- The embedded storage adapter on the I/O backplane.
- The RAID enablement card.

- The Battery charger and carrier card.
- See symbolic FRU FEATCRD for the location codes of the FRUs if they are not listed in the serviceable event or if you are working the failing item list here.

Card type 57CB (embedded IOA with 2BCF battery card for embedded IOA) read the following: When working the FRUs from the serviceable event or the failing item list here, the embedded storage adapter (failing item STORIOA) has two physical parts:

- The embedded storage adapter on the I/O backplane.
- The Battery charger and carrier card.
- See symbolic FRU FEATCRD for the location codes of the FRUs if they are not listed in the serviceable event or if you are working the failing item list here.

Card type 57CF (embedded IOAs on DASD backplane with 2BC2 dual battery charger and carrier card for the embedded IOAs) read the following: When working the FRUs from the serviceable event or the failing item list here, the embedded storage adapter (failing item STORIOA) has two physical parts:

- The embedded storage adapter on the DASD backplane.
- The dual battery charger and carrier card. To determine which battery is connected to which embedded IOA use the bus number of the IOA with symbolic FRU CACHBAT.
- See symbolic FRU FEATCRD for the location code of the dual battery charger and carrier card if it is not listed in the serviceable event or if you are working the failing item list here.

Failing Item:

- SVCDOCS
- STORIOA

57CB8400

Explanation: Licensed Internal Code error.

Failing Item:

- PTFSRCH

57CB8404

Explanation: System log entry only. No service action required.

57CB9000

Explanation: Device error.

Response: If you are working with one of the card types below, the adapter has multiple physical parts. Choose the card type to identify the physical parts of the storage adapter.

Card type 2BE1 (feature RAID enablement card for

embedded IOA) read the following: When working the FRUs from the serviceable event or the failing item list here, the embedded storage adapter (failing item STORIOA) has three physical parts:

- The embedded storage adapter on the I/O backplane.
- The RAID enablement card.
- The Battery charger and carrier card.
- See symbolic FRU FEATCRD for the location codes of the FRUs if they are not listed in the serviceable event or if you are working the failing item list here.

Card type 57CB (embedded IOA with 2BCF battery card for embedded IOA) read the following: When working the FRUs from the serviceable event or the failing item list here, the embedded storage adapter (failing item STORIOA) has two physical parts:

- The embedded storage adapter on the I/O backplane.
- The Battery charger and carrier card.
- See symbolic FRU FEATCRD for the location codes of the FRUs if they are not listed in the serviceable event or if you are working the failing item list here.

Card type 57CF (embedded IOAs on DASD backplane with 2BC2 dual battery charger and carrier card for the embedded IOAs) read the following: When working the FRUs from the serviceable event or the failing item list here, the embedded storage adapter (failing item STORIOA) has two physical parts:

- The embedded storage adapter on the DASD backplane.
- The dual battery charger and carrier card. To determine which battery is connected to which embedded IOA use the bus number of the IOA with symbolic FRU CACHBAT.
- See symbolic FRU FEATCRD for the location code of the dual battery charger and carrier card if it is not listed in the serviceable event or if you are working the failing item list here.

Failing Item:

- FI01105
- STORIOA

57CB9001

Explanation: Device configuration error.

Failing Item:

- NEXTLVL

57CB9002

Explanation: Device error.

Failing Item:

- NEXTLVL

57CB9008

Explanation: I/O card does not support functions expected by devices.

Failing Item:

- SIP3130

57CB9010

Explanation: Cache data associated with attached devices cannot be found.

Failing Item:

- SIP3120

57CB9011

Explanation: Cache data belongs to devices other than those attached.

Failing Item:

- NEXTLVL

57CB9020

Explanation: Two or more disk units missing from RAID-5 or RAID-6 array.

Failing Item:

- SIP3111

57CB9021

Explanation: Two or more disk units missing from RAID-5 or RAID-6 array.

Failing Item:

- SIP3111

57CB9022

Explanation: Two or more disk units missing from RAID-5 or RAID-6 array.

Failing Item:

- SIP3111

57CB9023

Explanation: One or more array members not in required physical locations.

Failing Item:

- SIP3112

57CB9024

Explanation: Array member physical location conflicts with another array.

Failing Item:

- NEXTLVL

57CB9025

Explanation: Incompatible device.

Response: An incompatible device is at the physical location of the device which is causing the array to be exposed.

Failing Item:

- SIP3110
- FI02112

57CB9026

Explanation: Disk unit not found at required physical location.

Response: A previously exposed disk unit in an array was not found at the required physical location.

Failing Item:

- NEXTLVL

57CB9027

Explanation: Array not functional due to parity out of synchronization.

Response: Array is or would become exposed and parity data is out of synchronization.

Failing Item:

- SIP3113

57CB9028

Explanation: Maximum number of functional arrays has been exceeded.

Response: Reduce the number of arrays on this I/O adapter. Either move all the devices in an array to another I/O adapter that supports arrays, or stop an array on this I/O adapter.

Failing Item:

- SVCDOCS

57CB9029

Explanation: Maximum number of functional array members has been exceeded.

Response: Contact your next level of support.

Failing Item:

- NEXTLVL

57CB9030

Explanation: Array no longer protected due to missing or failed disk unit.

Failing Item:

- SIP3110
- FI02112

57CB9031

Explanation: Automatic rebuild initiated for array.

Response: Either a previous rebuild was interrupted and was automatically restarted, or a hot spare disk unit was used to automatically rebuild the array. Look for other reference codes and take action on them.

57CB9032

Explanation: A disk unit in an array is missing or failed.

Response: The array is still protected, but the disk unit should be replaced.

Failing Item:

- SIP3110
- FI02112

57CB9040

Explanation: Re-synchronization of array parity was initiated.

Response: No action required.

57CB9041

Explanation: Background array parity check detected and corrected errors.

Response: Call your next level of support to report the problem.

Failing Item:

- NEXTLVL

57CB9042

Explanation: Background parity check corrected errors on disk unit.

Response: Call your next level of support to report the problem.

Failing Item:

- NEXTLVL

57CB9050

Explanation: Required cache data not found for one or more disk units.

Failing Item:

- SIP3131
-

57CB9051

Explanation: Cache data exists for one or more missing or failed devices.

Failing Item:

- SIP3132
-

57CB9052

Explanation: Cache data exists for one or more modified devices.

Response: Contact your next level of support.

Failing Item:

- NEXTLVL
-

57CB9054

Explanation: IOA resources not available due to previous problems.

Failing Item:

- SIP3121
-

57CB9055

Explanation: Write cache data is available for attached storage IOA.

Response: No service action required.

57CB9070

Explanation: System log entry only. No service action required.

57CB9071

Explanation: Link from IOA to auxiliary or remote IOA is operational.

Response: No service action required.

57CB9072

Explanation: Link from IOA to auxiliary or remote IOA is non-operational.

Response: No service action required.

57CB9073

Explanation: Multiple I/O adapters connected in a not valid configuration.

Failing Item:

- SIP4040
-

57CB9074

Explanation: Multiple I/O adapters connected in a not valid configuration.

Response: Multiple I/O adapters not capable of similar functions or controlling the same set of devices.

Failing Item:

- SIP4041
-

57CB9075

Explanation: Incomplete multipath connection between IOA and remote IOA.

Failing Item:

- SIP4049
-

57CB9076

Explanation: Missing auxiliary IOA or remote IOA.

Failing Item:

- SIP4047
-

57CB9081

Explanation: Device error.

Response: If you are working with one of the card types below, the adapter has multiple physical parts. Choose the card type to identify the physical parts of the storage adapter.

Card type 2BE1 (feature RAID enablement card for embedded IOA) read the following: When working the FRUs from the serviceable event or the failing item list here, the embedded storage adapter (failing item STORIOA) has three physical parts:

- The embedded storage adapter on the I/O backplane.
- The RAID enablement card.
- The Battery charger and carrier card.
- See symbolic FRU FEATCRD for the location codes of the FRUs if they are not listed in the serviceable event or if you are working the failing item list here.

Card type 57CB (embedded IOA with 2BCF battery card for embedded IOA) read the following: When working the FRUs from the serviceable event or the failing item list here, the embedded storage adapter (failing item STORIOA) has two physical parts:

57CB9082 • 57CB9091

- The embedded storage adapter on the I/O backplane.
- The Battery charger and carrier card.
- See symbolic FRU FEATCRD for the location codes of the FRUs if they are not listed in the serviceable event or if you are working the failing item list here.

Card type 57CF (embedded IOAs on DASD backplane with 2BC2 dual battery charger and carrier card for the embedded IOAs) read the following: When working the FRUs from the serviceable event or the failing item list here, the embedded storage adapter (failing item STORIOA) has two physical parts:

- The embedded storage adapter on the DASD backplane.
- The dual battery charger and carrier card. To determine which battery is connected to which embedded IOA use the bus number of the IOA with symbolic FRU CACHBAT.
- See symbolic FRU FEATCRD for the location code of the dual battery charger and carrier card if it is not listed in the serviceable event or if you are working the failing item list here.

Failing Item:

- FI01105
- STORIOA

57CB9082

Explanation: Device error.

Response: If you are working with one of the card types below, the adapter has multiple physical parts. Choose the card type to identify the physical parts of the storage adapter.

Card type 2BE1 (feature RAID enablement card for embedded IOA) read the following: When working the FRUs from the serviceable event or the failing item list here, the embedded storage adapter (failing item STORIOA) has three physical parts:

- The embedded storage adapter on the I/O backplane.
- The RAID enablement card.
- The Battery charger and carrier card.
- See symbolic FRU FEATCRD for the location codes of the FRUs if they are not listed in the serviceable event or if you are working the failing item list here.

Card type 57CB (embedded IOA with 2BCF battery card for embedded IOA) read the following: When working the FRUs from the serviceable event or the failing item list here, the embedded storage adapter (failing item STORIOA) has two physical parts:

- The embedded storage adapter on the I/O backplane.
- The Battery charger and carrier card.

- See symbolic FRU FEATCRD for the location codes of the FRUs if they are not listed in the serviceable event or if you are working the failing item list here.

Card type 57CF (embedded IOAs on DASD backplane with 2BC2 dual battery charger and carrier card for the embedded IOAs) read the following: When working the FRUs from the serviceable event or the failing item list here, the embedded storage adapter (failing item STORIOA) has two physical parts:

- The embedded storage adapter on the DASD backplane.
- The dual battery charger and carrier card. To determine which battery is connected to which embedded IOA use the bus number of the IOA with symbolic FRU CACHBAT.
- See symbolic FRU FEATCRD for the location code of the dual battery charger and carrier card if it is not listed in the serviceable event or if you are working the failing item list here.

Failing Item:

- FI01105
- STORIOA

57CB9083

Explanation: System log entry only. No service action required.

57CB9084

Explanation: System log entry only. No service action required.

57CB9090

Explanation: Disk unit has been modified after the last known status.

Response: Use Hardware Service Manager to re-IPL the virtual I/O processor that is associated with this I/O adapter. Other resources attached to the virtual I/O processor may then need to be Varied On.

If any reference codes are surfaced, use the new reference code to resolve the problem.

If you cannot resolve the problem, contact your next level of support.

Failing Item:

- SVCDOCS

57CB9091

Explanation: Incorrect hardware configuration change detected.

Response: Use Hardware Service Manager to re-IPL the virtual I/O processor that is associated with this I/O adapter. Other resources attached to the virtual

I/O processor may then need to be Varied On.

If any reference codes are surfaced, use the new reference code to resolve the problem.

If you cannot resolve the problem, contact your next level of support.

Failing Item:

- SVCDOCS

57CB9092

Explanation: Disk unit requires initialization before use.

Failing Item:

- SIP3134

57CB9500

Explanation: Internal program error in driver code.

Failing Item:

- PTFSRCH

57CB9903

Explanation: Tape device information was logged. Informational event, no service required.

57CBC000

Explanation: System log entry only. No service action required.

Response: No action is required. This reference code is logged for information only.

57CBC402

Explanation: Licensed Internal Code error.

Response: Ask your next level of support for assistance.

Failing Item:

- PTFSRCH

57CBFF3D

Explanation: I/O adapter detected a recoverable error.

Response: If you are working with one of the card

(57CC) Reference codes

57CC1310

Explanation: The I/O adapter resource not available.

Response: The I/O adapter error log is being filled faster than the errors are being reported to the system.

types below, the adapter has multiple physical parts. Choose the card type to identify the physical parts of the storage adapter.

Card type 2BE1 (feature RAID enablement card for embedded IOA) read the following: When working the FRUs from the serviceable event or the failing item list here, the embedded storage adapter (failing item STORIOA) has three physical parts:

- The embedded storage adapter on the I/O backplane.
- The RAID enablement card.
- The Battery charger and carrier card.
- See symbolic FRU FEATCRD for the location codes of the FRUs if they are not listed in the serviceable event or if you are working the failing item list here.

Card type 57CB (embedded IOA with 2BCF battery card for embedded IOA) read the following: When working the FRUs from the serviceable event or the failing item list here, the embedded storage adapter (failing item STORIOA) has two physical parts:

- The embedded storage adapter on the I/O backplane.
- The Battery charger and carrier card.
- See symbolic FRU FEATCRD for the location codes of the FRUs if they are not listed in the serviceable event or if you are working the failing item list here.

Card type 57CF (embedded IOAs on DASD backplane with 2BC2 dual battery charger and carrier card for the embedded IOAs) read the following: When working the FRUs from the serviceable event or the failing item list here, the embedded storage adapter (failing item STORIOA) has two physical parts:

- The embedded storage adapter on the DASD backplane.
- The dual battery charger and carrier card. To determine which battery is connected to which embedded IOA use the bus number of the IOA with symbolic FRU CACHBAT.
- See symbolic FRU FEATCRD for the location code of the dual battery charger and carrier card if it is not listed in the serviceable event or if you are working the failing item list here.

Failing Item:

- STORIOA
- ANYBRDG

Check other errors reported to the system and correct them.

57CC3000

Explanation: A permanent failure occurred.

Failing Item:

- STORIOA
- ANYBRDG

57CC3020

Explanation: Storage subsystem configuration error.

Failing Item:

- SIP3150

57CC3100

Explanation: Device bus interface error occurred.

Failing Item:

- SIP3150

57CC3140

Explanation: System log entry only. No service action required.

57CC3202

Explanation: Storage subsystem configuration error.

Response: The device is not supported in the current configuration. An I/O processor might be required.

Failing Item:

- SVCDOCS

57CC3400

Explanation: Unknown resource error.

Failing Item:

- SIP3150
- FI02112
- STORIOA
- SASCABL

57CC3401

Explanation: Device backplane problem.

Failing Item:

- SASEXP
- DEVBPLN

57CC3405

Explanation: An error occurred during task initialization for a removable media device. This SRC is logged when an error occurs and the removable media device driver cannot determine the device type or model.

Response: Perform the following:

- Check the Product Activity Log for other entries that indicate interface problems and work those problems.
- Check the device firmware level and apply the latest PTFs.
- Check for LIC logs with major code 2E00. Contact your next level of support with the information you have gathered.

Problem determination: IPL the IOP to retry the device identification process. If the error persists then contact your service provider.

Failing Item:

- PTFSRCH

57CC34FF

Explanation: Format in progress.

Response: No action required. This reference code is logged for information only.

57CC3601

Explanation: System log entry only. No service action required.

57CC4010

Explanation: Configuration error.

Response: Incorrect connection between cascaded enclosures.

Failing Item:

- SIP3142

57CC4020

Explanation: Configuration error.

Response: Number of connections exceed I/O adapter design limits.

Failing Item:

- SIP3143

57CC4030

Explanation: Configuration error.

Response: Incorrect multipath connection.

Failing Item:

- SIP3144

57CC4040

Explanation: Configuration error.

Response: Incomplete multipath connection between I/O adapter and enclosure.

Failing Item:

- SIP3144

57CC4041

Explanation: Incomplete multipath connection.

Response: Incomplete multipath connection between device backplane and device.

Failing Item:

- SIP3146

57CC4050

Explanation: Enclosure does not support required multipath function.

Failing Item:

- SIP3148

57CC4060

Explanation: Multipath redundancy level reduced.

Response: A redundant disk unit connection has failed.

Failing Item:

- SIP3153
- SASCABL
- SASEXP

57CC4061

Explanation: Multipath redundancy level increased.

Response: A redundant disk unit connection has been restored. No service action is required.

57CC4070

Explanation: System log entry only. No service action required.

57CC4100

Explanation: Device bus fabric error.

Failing Item:

- SIP3152
- SASCABL
- SASEXP
- DEVBPLN
- STORIOA
- FI01105

57CC4101

Explanation: Temporary device bus fabric error.

Failing Item:

- SIP3152

57CC4110

Explanation: Unsupported enclosure function detected.

Failing Item:

- SIP3145

57CC4150

Explanation: I/O adapter detected PCI bus error.

Response: If this event appears in a serviceable event view, work with the failing item list found there. If this event does not appear in a serviceable event view, no service action is required.

Failing Item:

- BACKPLN
- STORIOA

57CC4160

Explanation: I/O adapter detected and recovered a PCI bus error.

Response: If this event appears in a serviceable event view, work with the failing item list found there. If this event does not appear in a serviceable event view, no service action is required.

Failing Item:

- BACKPLN
- STORIOA

57CC70DD

Explanation: Disrupt device command completed successfully.

57CC8008

Explanation: A permanent failure has occurred in the cache battery pack or capacitive cache power card.

Response: Under a certain configuration, this SRC may not represent an error that requires a service action. Depending on the configuration of the system, the Storage IOA may have been altered and/or the Storage IOA Cache may have been disabled to allow attachment of OEM Storage that emulates a Load Source drive. If this is the case, this error will be posted each time the IOA is IPLed and it can be ignored.

Failing Item:

57CC8009 • 57CC8157

- CACHBAT
- STORIOA
- FEATCRD

57CC8009

Explanation: Impending failure in the cache battery pack or capacitive cache power card.

Failing Item:

- CACHBAT

57CC8100

Explanation: Licensed Internal Code error.

Failing Item:

- PTFSRCH
- STORIOA

57CC8130

Explanation: IOA detected recoverable device bus error.

Response: If this event appears in a serviceable event view, work with the failing item list found there. If this event does not appear in a serviceable event view, no service action is required.

Failing Item:

- SIP3150

57CC8140

Explanation: IOA detected recoverable device bus error.

Response: If this event appears in a serviceable event view, work with the failing item list found there. If this event does not appear in a serviceable event view, no service action is required.

Failing Item:

- SIP3150

57CC8141

Explanation: IOA detected recoverable device error.

Response: No action is required. This reference code is logged for information only.

57CC8145

Explanation: Disk device detected recoverable error.

Response: This error is logged against the storage controller resource. Contact your next level of support to determine the part number and location code of the device.

Failing Item:

- NEXTLVL

57CC8146

Explanation: Disk device detected recoverable error.

Failing Item:

- FI01105

57CC8150

Explanation: A permanent failure occurred.

Response: Under a certain configuration, this SRC may not represent an error that requires a service action. Depending on the configuration of the system, the Storage IOA may have been altered and/or the Storage IOA Cache may have been disabled to allow attachment of OEM Storage that emulates a Load Source drive. If this is the case, this error will be posted each time the IOA is IPLed and it can be ignored.

Failing Item:

- STORIOA
- ANYBRDG

57CC8151

Explanation: Licensed Internal Code error.

Failing Item:

- PTFSRCH
- STORIOA

57CC8155

Explanation: A permanent failure occurred.

Failing Item:

- PTFSRCH
- STORIOA

57CC8156

Explanation: A permanent failure occurred.

Failing Item:

- PTFSRCH
- STORIOA

57CC8157

Explanation: I/O adapter card error. The actions and Failing Item list in the Service Action Log will vary based on the conditions this event was logged for.

Response: The FRU list in the Service Action Log will vary based on the conditions this event was logged for. Perform the following:

1. Display the Service Action Log entry for this SRC.

2. If the Failing Item indicates SVCDOCS, then continue with this step. Otherwise go to the next step. Do NOT replace the I/O adapter. This is a recoverable error.
 - LIC will automatically re-IPL the virtual I/O processor associated with the adapter. Other resources attached to the virtual I/O processor may need to be Varied On.
 - If the virtual I/O processor or adapter are not operational then use Hardware Service Manager to manually re-IPL the virtual I/O processor and Vary On attached resources.
 - If manually reIPL-ing the virtual I/O processor fails then contact your next level of support. This ends the procedure.
3. If the Failing Item indicates an I/O adapter, then replace the I/O adapter. Check the list below to determine if the adapter type you are replacing has multiple physical parts.

Problem determination: Perform the following:

1. Display the Service Action Log entry for this SRC.
2. If the Failing Item indicates SVCDOCS, then continue with this step. Otherwise go to the next step. Do NOT replace the I/O adapter. This is a recoverable error.
 - LIC will automatically re-IPL the virtual I/O processor associated with the adapter. Other resources attached to the virtual I/O processor may need to be Varied On.
 - If the virtual I/O processor or adapter are not operational then use Hardware Service Manager to manually re-IPL the virtual I/O processor and Vary On attached resources.
 - If manually reIPL-ing the virtual I/O processor fails then contact your next level of support. This ends the procedure.
3. If the Failing Item indicates an I/O adapter, then contact your next level of support to replace the I/O adapter.

Failing Item:

- SVCDOCS
- STORIOA

57CC8300

Explanation: IOA hardware error or PCI bus error.

Problem determination: Perform the following:

1. Examine the location code of the adapter to determine if the adapter is in the system unit or an expansion unit. If the adapter is in an expansion unit, continue with the next step. Otherwise this ends the procedure.
2. If multiple storage adapters in the same expansion unit logged reference code xxxx8300 as a serviceable event at about the same time, continue with the next step. Otherwise this ends the procedure.

3. Suspect a problem with the connection to the enclosure. The problem may have been temporary while working on the unit or while working on the connection or cable(s) to the unit. If the adapter problems were created while working on the unit or working on the connection to the unit, go to step 5.
4. Search for problems logged at about the same time and call out the FRUs that connect the expansion unit to the system unit including the cable(s). Work those problems first, then return to the next step in this procedure.
5. Use Hardware Service Manager (HSM) to verify that the adapters have returned to operational status. Close reference code xxxx8300 problems for adapters that have returned to operational status. Expansion units attached to system units using Light Path service indicators may have activated the FRU fault indicators for those adapters. Use the Service Action Log (SAL) to turn off the FRU fault indicators for adapters that have returned to operational status.
6. Work reference code xxxx8300 problems for any adapters that have not returned to operational status. This ends the procedure.

Failing Item:

- STORIOA
- ANYBRDG
- PTFSRCH

57CC8301

Explanation: Not valid condition in Licensed Internal Code.

Failing Item:

- PTFSRCH
- STORIOA

57CC8302

Explanation: Missing Licensed Internal Code.

Response: Ensure that the code necessary to support this I/O adapter is loaded.

Failing Item:

- SVCDOCS
- STORIOA

57CC8400

Explanation: Licensed Internal Code error.

Failing Item:

- PTFSRCH

57CC8404

Explanation: System log entry only. No service action required.

57CC9000

Explanation: Device error.

Failing Item:

- FI01105
- STORIOA

57CC9001

Explanation: Device configuration error.

Failing Item:

- NEXTLVL

57CC9002

Explanation: Device error.

Failing Item:

- NEXTLVL

57CC9008

Explanation: I/O card does not support functions expected by devices.

Failing Item:

- SIP3130

57CC9010

Explanation: Cache data associated with attached devices cannot be found.

Failing Item:

- SIP3120

57CC9011

Explanation: Cache data belongs to devices other than those attached.

Failing Item:

- NEXTLVL

57CC9020

Explanation: Two or more disk units missing from RAID-5 or RAID-6 array.

Failing Item:

- SIP3111

57CC9021

Explanation: Two or more disk units missing from RAID-5 or RAID-6 array.

Failing Item:

- SIP3111

57CC9022

Explanation: Two or more disk units missing from RAID-5 or RAID-6 array.

Failing Item:

- SIP3111

57CC9023

Explanation: One or more array members not in required physical locations.

Failing Item:

- SIP3112

57CC9024

Explanation: Array member physical location conflicts with another array.

Failing Item:

- NEXTLVL

57CC9025

Explanation: Incompatible device.

Response: An incompatible device is at the physical location of the device which is causing the array to be exposed.

Failing Item:

- SIP3110
- FI02112

57CC9026

Explanation: Disk unit not found at required physical location.

Response: A previously exposed disk unit in an array was not found at the required physical location.

Failing Item:

- NEXTLVL

57CC9027

Explanation: Array not functional due to parity out of synchronization.

Response: Array is or would become exposed and parity data is out of synchronization.

Failing Item:

- SIP3113

57CC9028

Explanation: Maximum number of functional arrays has been exceeded.

Response: Reduce the number of arrays on this I/O adapter. Either move all the devices in an array to another I/O adapter that supports arrays, or stop an array on this I/O adapter.

Failing Item:

- SVCDOCS

57CC9029

Explanation: Maximum number of functional array members has been exceeded.

Response: Contact your next level of support.

Failing Item:

- NEXTLVL

57CC9030

Explanation: Array no longer protected due to missing or failed disk unit.

Failing Item:

- SIP3110
- FI02112

57CC9031

Explanation: Automatic rebuild initiated for array.

Response: Either a previous rebuild was interrupted and was automatically restarted, or a hot spare disk unit was used to automatically rebuild the array. Look for other reference codes and take action on them.

57CC9032

Explanation: A disk unit in an array is missing or failed.

Response: The array is still protected, but the disk unit should be replaced.

Failing Item:

- SIP3110
- FI02112

57CC9040

Explanation: Re-synchronization of array parity was initiated.

Response: No action required.

57CC9041

Explanation: Background array parity check detected and corrected errors.

Response: Call your next level of support to report the problem.

Failing Item:

- NEXTLVL

57CC9042

Explanation: Background parity check corrected errors on disk unit.

Response: Call your next level of support to report the problem.

Failing Item:

- NEXTLVL

57CC9050

Explanation: Required cache data not found for one or more disk units.

Failing Item:

- SIP3131

57CC9051

Explanation: Cache data exists for one or more missing or failed devices.

Failing Item:

- SIP3132

57CC9052

Explanation: Cache data exists for one or more modified devices.

Response: Contact your next level of support.

Failing Item:

- NEXTLVL

57CC9054

Explanation: IOA resources not available due to previous problems.

Failing Item:

- SIP3121

57CC9055

Explanation: Write cache data is available for attached storage IOA.

Response: No service action required.

57CC9070

Explanation: System log entry only. No service action required.

57CC9071

Explanation: Link from IOA to auxiliary or remote IOA is operational.

Response: No service action required.

57CC9072

Explanation: Link from IOA to auxiliary or remote IOA is non-operational.

Response: No service action required.

57CC9073

Explanation: Multiple I/O adapters connected in a not valid configuration.

Failing Item:

- SIP3140

57CC9074

Explanation: Multiple I/O adapters connected in a not valid configuration.

Response: Multiple I/O adapters not capable of similar functions or controlling the same set of devices.

Failing Item:

- SIP3141

57CC9075

Explanation: Incomplete multipath connection between IOA and remote IOA.

Failing Item:

- SIP3149

57CC9076

Explanation: Missing auxiliary IOA or remote IOA.

Failing Item:

- SIP3147

57CC9081

Explanation: Device error.

Failing Item:

- FI01105
- STORIOA

57CC9082

Explanation: Device error.

Failing Item:

- FI01105
- STORIOA

57CC9083

Explanation: System log entry only. No service action required.

57CC9084

Explanation: System log entry only. No service action required.

57CC9090

Explanation: Disk unit has been modified after the last known status.

Response: Use Hardware Service Manager to re-IPL the virtual I/O processor that is associated with this I/O adapter. Other resources attached to the virtual I/O processor may then need to be Varied On.

If any reference codes are surfaced, use the new reference code to resolve the problem.

If you cannot resolve the problem, contact your next level of support.

Failing Item:

- SVCDOCS

57CC9091

Explanation: Incorrect hardware configuration change detected.

Response: Use Hardware Service Manager to re-IPL the virtual I/O processor that is associated with this I/O adapter. Other resources attached to the virtual I/O processor may then need to be Varied On.

If any reference codes are surfaced, use the new reference code to resolve the problem.

If you cannot resolve the problem, contact your next level of support.

Failing Item:

- SVCDOCS

57CC9092

Explanation: Disk unit requires initialization before use.

Failing Item:

- SIP3134

57CC9500

Explanation: Internal program error in driver code.

Failing Item:

- PTFSRCH
-

57CC9903

Explanation: Tape device information was logged. Informational event, no service required.

57CCC000

Explanation: System log entry only. No service action required.

Response: No action is required. This reference code is logged for information only.

(57CD) Reference codes

57CD1310

Explanation: The I/O adapter resource not available.

Response: The I/O adapter error log is being filled faster than the errors are being reported to the system. Check other errors reported to the system and correct them.

57CD1511

Explanation: A non-fatal error occurred on power supply 1.

Failing Item:

- DISKPWR
 - DEVBPLN
 - SASEXP
-

57CD1515

Explanation: A fatal error occurred on power supply 1.

Problem determination: This SRC can be the result of a loss of utility power, battery back up or UPS power to the I/O storage unit. The unit and power supply that detected the problem are in the FRU list of the serviceable event. Before starting a repair action for this problem verify that utility power, BBU or UPS to the unit was not interrupted at the time the SRC was logged. If there was an interruption to power at about the same time then no service is required and this problem can be closed.

Failing Item:

- DISKPWR
 - DEVBPLN
 - SASEXP
-

57CCC402

Explanation: Licensed Internal Code error.

Response: Ask your next level of support for assistance.

Failing Item:

- PTFSRCH
-

57CCFF3D

Explanation: I/O adapter detected a recoverable error.

Failing Item:

- STORIOA
 - ANYBRDG
-

57CD1521

Explanation: A non-fatal error occurred on power supply 2.

Failing Item:

- DISKPWR
 - DEVBPLN
 - SASEXP
-

57CD1525

Explanation: A fatal error occurred on power supply 2.

Problem determination: This SRC can be the result of a loss of utility power, battery back up or UPS power to the I/O storage unit. The unit and power supply that detected the problem are in the FRU list of the serviceable event. Before starting a repair action for this problem verify that utility power, BBU or UPS to the unit was not interrupted at the time the SRC was logged. If there was an interruption to power at about the same time then no service is required and this problem can be closed.

Failing Item:

- DISKPWR
 - DEVBPLN
 - SASEXP
-

57CD3000

Explanation: A permanent failure occurred.

Failing Item:

- STORIOA
 - ANYBRDG
-

57CD3002

Explanation: Addressed device backplane failed to respond to selection.

Problem determination: If there are multiple xxxx3002 reference codes logged from the same disk expansion unit at about the same time suspect an input power failure. Verify that input power to the expansion unit power supplies was active at the time of the error. If input power to the expansion unit failed the expansion unit was not able to log a reference code for the input power failure. Restore power to the expansion unit and close the xxxx3002 problems. Otherwise work the xxxx3002 reference codes.

Failing Item:

- SASEXP
- SASCABL
- STORIOA
- DEVBPLN

57CD3020

Explanation: Storage subsystem configuration error.

Failing Item:

- SIP3150

57CD3100

Explanation: Device bus interface error occurred.

Failing Item:

- SIP3150

57CD3109

Explanation: I/O adapter timed out a device backplane command.

Failing Item:

- SASEXP
- SASCABL
- STORIOA
- DEVBPLN

57CD3140

Explanation: System log entry only. No service action required.

57CD3202

Explanation: Storage subsystem configuration error.

Response: The device is not supported in the current configuration. An I/O processor might be required.

Failing Item:

- SVCDOCS

57CD3400

Explanation: Unknown resource error.

Failing Item:

- SIP3150
- FI02112
- STORIOA
- SASCABL

57CD3401

Explanation: Device backplane problem.

Failing Item:

- SASEXP
- DEVBPLN

57CD3405

Explanation: An error occurred during task initialization for a removable media device. This SRC is logged when an error occurs and the removable media device driver cannot determine the device type or model.

Response: Perform the following:

- Check the Product Activity Log for other entries that indicate interface problems and work those problems.
- Check the device firmware level and apply the latest PTFs.
- Check for LIC logs with major code 2E00. Contact your next level of support with the information you have gathered.

Problem determination: IPL the IOP to retry the device identification process. If the error persists then contact your service provider.

Failing Item:

- PTFSRCH

57CD34FF

Explanation: Format in progress.

Response: No action required. This reference code is logged for information only.

57CD3601

Explanation: System log entry only. No service action required.

57CD4010

Explanation: Configuration error.

Response: Incorrect connection between cascaded enclosures.

Failing Item:

- SIP3142

57CD4020

Explanation: Configuration error.

Response: Number of connections exceed I/O adapter design limits.

Failing Item:

- SIP3143

57CD4030

Explanation: Configuration error.

Response: Incorrect multipath connection.

Failing Item:

- SIP3144

57CD4040

Explanation: Configuration error.

Response: Incomplete multipath connection between I/O adapter and enclosure.

Failing Item:

- SIP3144

57CD4041

Explanation: Incomplete multipath connection.

Response: Incomplete multipath connection between device backplane and device.

Failing Item:

- SIP3146

57CD4050

Explanation: Enclosure does not support required multipath function.

Failing Item:

- SIP3148

57CD4060

Explanation: Multipath redundancy level reduced.

Response: A redundant disk unit connection has failed.

Failing Item:

- SIP3153
- SASCABL
- SASEXP

57CD4061

Explanation: Multipath redundancy level increased.

Response: A redundant disk unit connection has been restored. No service action is required.

57CD4070

Explanation: System log entry only. No service action required.

57CD4100

Explanation: Device bus fabric error.

Failing Item:

- SIP3152
- SASCABL
- SASEXP
- DEVBPLN
- STORIOA
- FI01105

57CD4101

Explanation: Temporary device bus fabric error.

Failing Item:

- SIP3152

57CD4110

Explanation: Unsupported enclosure function detected.

Failing Item:

- SIP3145

57CD4150

Explanation: I/O adapter detected PCI bus error.

Response: If this event appears in a serviceable event view, work with the failing item list found there. If this event does not appear in a serviceable event view, no service action is required.

Failing Item:

- BACKPLN
- STORIOA

57CD4160

Explanation: I/O adapter detected and recovered a PCI bus error.

Response: If this event appears in a serviceable event view, work with the failing item list found there. If this event does not appear in a serviceable event view, no service action is required.

Failing Item:

- BACKPLN
- STORIOA

57CD70DD

Explanation: Disrupt device command completed successfully.

57CD7614

Explanation: A fatal error occurred on fan 1.

Failing Item:

- DISKFAN

57CD7624

Explanation: A fatal error occurred on fan 2.

Failing Item:

- DISKFAN

57CD8100

Explanation: Licensed Internal Code error.

Failing Item:

- PTFSRCH
- STORIOA

57CD8130

Explanation: IOA detected recoverable device bus error.

Response: If this event appears in a serviceable event view, work with the failing item list found there. If this event does not appear in a serviceable event view, no service action is required.

Failing Item:

- SIP3150

57CD8140

Explanation: IOA detected recoverable device bus error.

Response: If this event appears in a serviceable event view, work with the failing item list found there. If this event does not appear in a serviceable event view, no service action is required.

Failing Item:

- SIP3150

57CD8141

Explanation: IOA detected recoverable device error.

Response: No action is required. This reference code is logged for information only.

57CD8145

Explanation: Disk device detected recoverable error.

Response: This error is logged against the storage controller resource. Contact your next level of support to determine the part number and location code of the device.

Failing Item:

- NEXTLVL

57CD8146

Explanation: Disk device detected recoverable error.

Failing Item:

- FI01105

57CD8150

Explanation: A permanent failure occurred.

Response: Under a certain configuration, this SRC may not represent an error that requires a service action. Depending on the configuration of the system, the Storage IOA may have been altered and/or the Storage IOA Cache may have been disabled to allow attachment of OEM Storage that emulates a Load Source drive. If this is the case, this error will be posted each time the IOA is IPLed and it can be ignored.

Failing Item:

- STORIOA
- ANYBRDG

57CD8151

Explanation: Licensed Internal Code error.

Failing Item:

- PTFSRCH
- STORIOA

57CD8155

Explanation: A permanent failure occurred.

Failing Item:

- PTFSRCH
- STORIOA

57CD8156

Explanation: A permanent failure occurred.

Failing Item:

- PTFSRCH
- STORIOA

57CD8157

Explanation: I/O adapter card error. The actions and Failing Item list in the Service Action Log will vary based on the conditions this event was logged for.

Response: The FRU list in the Service Action Log will vary based on the conditions this event was logged for. Perform the following:

1. Display the Service Action Log entry for this SRC.
2. If the Failing Item indicates SVCDOCS, then continue with this step. Otherwise go to the next step. Do NOT replace the I/O adapter. This is a recoverable error.
 - LIC will automatically re-IPL the virtual I/O processor associated with the adapter. Other resources attached to the virtual I/O processor may need to be Varied On.
 - If the virtual I/O processor or adapter are not operational then use Hardware Service Manager to manually re-IPL the virtual I/O processor and Vary On attached resources.
 - If manually reIPL-ing the virtual I/O processor fails then contact your next level of support. This ends the procedure.
3. If the Failing Item indicates an I/O adapter, then replace the I/O adapter. Check the list below to determine if the adapter type you are replacing has multiple physical parts.

Problem determination: Perform the following:

1. Display the Service Action Log entry for this SRC.
2. If the Failing Item indicates SVCDOCS, then continue with this step. Otherwise go to the next step. Do NOT replace the I/O adapter. This is a recoverable error.
 - LIC will automatically re-IPL the virtual I/O processor associated with the adapter. Other resources attached to the virtual I/O processor may need to be Varied On.
 - If the virtual I/O processor or adapter are not operational then use Hardware Service Manager to manually re-IPL the virtual I/O processor and Vary On attached resources.
 - If manually reIPL-ing the virtual I/O processor fails then contact your next level of support. This ends the procedure.
3. If the Failing Item indicates an I/O adapter, then contact your next level of support to replace the I/O adapter.

Failing Item:

- SVCDOCS
- STORIOA

57CD8300

Explanation: IOA hardware error or PCI bus error.

Problem determination: Perform the following:

1. Examine the location code of the adapter to determine if the adapter is in the system unit or an expansion unit. If the adapter is in an expansion unit, continue with the next step. Otherwise this ends the procedure.
2. If multiple storage adapters in the same expansion unit logged reference code xxxx8300 as a serviceable event at about the same time, continue with the next step. Otherwise this ends the procedure.
3. Suspect a problem with the connection to the enclosure. The problem may have been temporary while working on the unit or while working on the connection or cable(s) to the unit. If the adapter problems were created while working on the unit or working on the connection to the unit, go to step 5.
4. Search for problems logged at about the same time and call out the FRUs that connect the expansion unit to the system unit including the cable(s). Work those problems first, then return to the next step in this procedure.
5. Use Hardware Service Manager (HSM) to verify that the adapters have returned to operational status. Close reference code xxxx8300 problems for adapters that have returned to operational status. Expansion units attached to system units using Light Path service indicators may have activated the FRU fault indicators for those adapters. Use the Service Action Log (SAL) to turn off the FRU fault indicators for adapters that have returned to operational status.
6. Work reference code xxxx8300 problems for any adapters that have not returned to operational status. This ends the procedure.

Failing Item:

- STORIOA
- ANYBRDG
- PTFSRCH

57CD8301

Explanation: Not valid condition in Licensed Internal Code.

Failing Item:

- PTFSRCH
- STORIOA

57CD8302

Explanation: Missing Licensed Internal Code.

Response: Ensure that the code necessary to support this I/O adapter is loaded.

Failing Item:

- SVCDOCS
- STORIOA

57CD8400

Explanation: Licensed Internal Code error.

Failing Item:

- PTFSRCH

57CD8404

Explanation: System log entry only. No service action required.

57CD9000

Explanation: Device error.

Failing Item:

- FI01105
- STORIOA

57CD9001

Explanation: Device configuration error.

Failing Item:

- NEXTLVL

57CD9002

Explanation: Device error.

Failing Item:

- NEXTLVL

57CD9008

Explanation: I/O card does not support functions expected by devices.

Failing Item:

- SIP3130

57CD9010

Explanation: Cache data associated with attached devices cannot be found.

Failing Item:

- SIP3120

57CD9011

Explanation: Cache data belongs to devices other than those attached.

Failing Item:

- NEXTLVL

57CD9020

Explanation: Two or more disk units missing from RAID-5 or RAID-6 array.

Failing Item:

- SIP3111

57CD9021

Explanation: Two or more disk units missing from RAID-5 or RAID-6 array.

Failing Item:

- SIP3111

57CD9022

Explanation: Two or more disk units missing from RAID-5 or RAID-6 array.

Failing Item:

- SIP3111

57CD9023

Explanation: One or more array members not in required physical locations.

Failing Item:

- SIP3112

57CD9024

Explanation: Array member physical location conflicts with another array.

Failing Item:

- NEXTLVL

57CD9025

Explanation: Incompatible device.

Response: An incompatible device is at the physical location of the device which is causing the array to be exposed.

Failing Item:

- SIP3110
- FI02112

57CD9026

Explanation: Disk unit not found at required physical location.

Response: A previously exposed disk unit in an array was not found at the required physical location.

Failing Item:

- NEXTLVL
-

57CD9027

Explanation: Array not functional due to parity out of synchronization.

Response: Array is or would become exposed and parity data is out of synchronization.

Failing Item:

- SIP3113
-

57CD9028

Explanation: Maximum number of functional arrays has been exceeded.

Response: Reduce the number of arrays on this I/O adapter. Either move all the devices in an array to another I/O adapter that supports arrays, or stop an array on this I/O adapter.

Failing Item:

- SVCDOCS
-

57CD9029

Explanation: Maximum number of functional array members has been exceeded.

Response: Contact your next level of support.

Failing Item:

- NEXTLVL
-

57CD9030

Explanation: Array no longer protected due to missing or failed disk unit.

Failing Item:

- SIP3110
 - FI02112
-

57CD9031

Explanation: Automatic rebuild initiated for array.

Response: Either a previous rebuild was interrupted and was automatically restarted, or a hot spare disk unit was used to automatically rebuild the array. Look for other reference codes and take action on them.

57CD9032

Explanation: A disk unit in an array is missing or failed.

Response: The array is still protected, but the disk unit should be replaced.

Failing Item:

- SIP3110
 - FI02112
-

57CD9040

Explanation: Re-synchronization of array parity was initiated.

Response: No action required.

57CD9041

Explanation: Background array parity check detected and corrected errors.

Response: Call your next level of support to report the problem.

Failing Item:

- NEXTLVL
-

57CD9042

Explanation: Background parity check corrected errors on disk unit.

Response: Call your next level of support to report the problem.

Failing Item:

- NEXTLVL
-

57CD9050

Explanation: Required cache data not found for one or more disk units.

Failing Item:

- SIP3131
-

57CD9051

Explanation: Cache data exists for one or more missing or failed devices.

Failing Item:

- SIP3132
-

57CD9052

Explanation: Cache data exists for one or more modified devices.

Response: Contact your next level of support.

Failing Item:

- NEXTLVL

57CD9054

Explanation: IOA resources not available due to previous problems.

Failing Item:

- SIP3121

57CD9055

Explanation: Write cache data is available for attached storage IOA.

Response: No service action required.

57CD9070

Explanation: System log entry only. No service action required.

57CD9071

Explanation: Link from IOA to auxiliary or remote IOA is operational.

Response: No service action required.

57CD9072

Explanation: Link from IOA to auxiliary or remote IOA is non-operational.

Response: No service action required.

57CD9073

Explanation: Multiple I/O adapters connected in a not valid configuration.

Failing Item:

- SIP3140

57CD9074

Explanation: Multiple I/O adapters connected in a not valid configuration.

Response: Multiple I/O adapters not capable of similar functions or controlling the same set of devices.

Failing Item:

- SIP3141

57CD9075

Explanation: Incomplete multipath connection between IOA and remote IOA.

Failing Item:

- SIP3149

57CD9076

Explanation: Missing auxiliary IOA or remote IOA.

Failing Item:

- SIP3147

57CD9081

Explanation: Device error.

Failing Item:

- FI01105
- STORIOA

57CD9082

Explanation: Device error.

Failing Item:

- FI01105
- STORIOA

57CD9083

Explanation: System log entry only. No service action required.

57CD9084

Explanation: System log entry only. No service action required.

57CD9090

Explanation: Disk unit has been modified after the last known status.

Response: Use Hardware Service Manager to re-IPL the virtual I/O processor that is associated with this I/O adapter. Other resources attached to the virtual I/O processor may then need to be Varied On.

If any reference codes are surfaced, use the new reference code to resolve the problem.

If you cannot resolve the problem, contact your next level of support.

Failing Item:

- SVCDOCS

57CD9091

Explanation: Incorrect hardware configuration change detected.

Response: Use Hardware Service Manager to re-IPL the virtual I/O processor that is associated with this I/O adapter. Other resources attached to the virtual I/O processor may then need to be Varied On.

If any reference codes are surfaced, use the new

reference code to resolve the problem.

If you cannot resolve the problem, contact your next level of support.

Failing Item:

- SVCDOCS

57CD9092

Explanation: Disk unit requires initialization before use.

Failing Item:

- SIP3134

57CD9500

Explanation: Internal program error in driver code.

Failing Item:

- PTFSRCH

57CD9903

Explanation: Tape device information was logged. Informational event, no service required.

57CDC000

Explanation: System log entry only. No service action required.

(57CE) Reference codes

57CE1310

Explanation: The I/O adapter resource not available.

Response: The I/O adapter error log is being filled faster than the errors are being reported to the system. Check other errors reported to the system and correct them.

57CE3000

Explanation: A permanent failure occurred.

Failing Item:

- STORIOA
- ANYBRDG

57CE3020

Explanation: Storage subsystem configuration error.

Failing Item:

- SIP3150

57CE3100

Explanation: Device bus interface error occurred.

Response: No action is required. This reference code is logged for information only.

57CDC402

Explanation: Licensed Internal Code error.

Response: Ask your next level of support for assistance.

Failing Item:

- PTFSRCH

57CDFF3D

Explanation: I/O adapter detected a recoverable error.

Failing Item:

- STORIOA
- ANYBRDG

57CDFFF4

Explanation: Device backplane problem.

Failing Item:

- SASEXP
- SASCABL
- STORIOA
- DEVBPLN

Failing Item:

- SIP3150

57CE3140

Explanation: System log entry only. No service action required.

57CE3202

Explanation: Storage subsystem configuration error.

Response: The device is not supported in the current configuration. An I/O processor might be required.

Failing Item:

- SVCDOCS

57CE3400

Explanation: Unknown resource error.

Failing Item:

- SIP3150
- FI02112
- STORIOA

- SASCABL

57CE3401

Explanation: Device backplane problem.

Failing Item:

- SASEXP
- DEVBPLN

57CE3405

Explanation: An error occurred during task initialization for a removable media device. This SRC is logged when an error occurs and the removable media device driver cannot determine the device type or model.

Response: Perform the following:

- Check the Product Activity Log for other entries that indicate interface problems and work those problems.
- Check the device firmware level and apply the latest PTFs.
- Check for LIC logs with major code 2E00. Contact your next level of support with the information you have gathered.

Problem determination: IPL the IOP to retry the device identification process. If the error persists then contact your service provider.

Failing Item:

- PTFSRCH

57CE34FF

Explanation: Format in progress.

Response: No action required. This reference code is logged for information only.

57CE3601

Explanation: System log entry only. No service action required.

57CE4010

Explanation: Configuration error.

Response: Incorrect connection between cascaded enclosures.

Failing Item:

- SIP3142

57CE4020

Explanation: Configuration error.

Response: Number of connections exceed I/O adapter design limits.

Failing Item:

- SIP3143

57CE4030

Explanation: Configuration error.

Response: Incorrect multipath connection.

Failing Item:

- SIP3144

57CE4040

Explanation: Configuration error.

Response: Incomplete multipath connection between I/O adapter and enclosure.

Failing Item:

- SIP3144

57CE4041

Explanation: Incomplete multipath connection.

Response: Incomplete multipath connection between device backplane and device.

Failing Item:

- SIP3146

57CE4050

Explanation: Enclosure does not support required multipath function.

Failing Item:

- SIP3148

57CE4060

Explanation: Multipath redundancy level reduced.

Response: A redundant disk unit connection has failed.

Failing Item:

- SIP3153
 - SASCABL
 - SASEXP
-

57CE4061

Explanation: Multipath redundancy level increased.

Response: A redundant disk unit connection has been restored. No service action is required.

57CE4070

Explanation: System log entry only. No service action required.

57CE4080

Explanation: Storage controller thermal error. The controller exceeded the maximum operating temperature.

Problem determination: Verify that the storage controller is placed in a valid location for this type of controller and enclosure. Perform the procedure listed in the failing items to determine the problem and corrective action.

Failing Item:

- SIP3295
-

57CE4085

Explanation: Storage controller detected error. Contact your next level of support or hardware service provider for more information before replacing any hardware.

Failing Item:

- NEXTLVL
-

57CE4100

Explanation: Device bus fabric error.

Failing Item:

- SIP3152
 - SASCABL
 - SASEXP
 - DEVBPLN
 - STORIOA
 - FI01105
-

57CE4101

Explanation: Temporary device bus fabric error.

Failing Item:

- SIP3152
-

57CE4110

Explanation: Unsupported enclosure function detected.

Failing Item:

- SIP3145
-

57CE4120

Explanation: SAS cable VPD cannot be read.

Failing Item:

- SASCABL
-

57CE4121

Explanation: SAS cable is missing.

Failing Item:

- SASCABL
-

57CE4123

Explanation: Configuration error, invalid cable Vital Product Data. The storage controller detected invalid VPD on the SAS cable. This is most likely caused by a non IBM cable or a wrap plug. The system will continue to run.

Problem determination: Verify that wrap plugs have been removed and the cable is an IBM part. If the problem persists contact your next level of support.

Failing Item:

- SASCABL
-

57CE4150

Explanation: I/O adapter detected PCI bus error.

Response: If this event appears in a serviceable event view, work with the failing item list found there. If this event does not appear in a serviceable event view, no service action is required.

Failing Item:

- BACKPLN
 - STORIOA
-

57CE4160

Explanation: I/O adapter detected and recovered a PCI bus error.

Response: If this event appears in a serviceable event view, work with the failing item list found there. If this event does not appear in a serviceable event view, no service action is required.

Failing Item:

- BACKPLN
 - STORIOA
-

57CE70DD

Explanation: Disrupt device command completed successfully.

57CE8100

Explanation: Licensed Internal Code error.

Failing Item:

- PTFSRCH
- STORIOA

57CE8130

Explanation: IOA detected recoverable device bus error.

Response: If this event appears in a serviceable event view, work with the failing item list found there. If this event does not appear in a serviceable event view, no service action is required.

Failing Item:

- SIP3150

57CE8140

Explanation: IOA detected recoverable device bus error.

Response: If this event appears in a serviceable event view, work with the failing item list found there. If this event does not appear in a serviceable event view, no service action is required.

Failing Item:

- SIP3150

57CE8141

Explanation: IOA detected recoverable device error.

Response: No action is required. This reference code is logged for information only.

57CE8145

Explanation: Disk device detected recoverable error.

Response: This error is logged against the storage controller resource. Contact your next level of support to determine the part number and location code of the device.

Failing Item:

- NEXTLVL

57CE8146

Explanation: Disk device detected recoverable error.

Failing Item:

- FI01105

57CE8150

Explanation: A permanent failure occurred.

Failing Item:

- STORIOA
- ANYBRDG

57CE8151

Explanation: Licensed Internal Code error.

Failing Item:

- PTFSRCH
- STORIOA

57CE8155

Explanation: A permanent failure occurred.

Failing Item:

- PTFSRCH
- STORIOA

57CE8156

Explanation: A permanent failure occurred.

Failing Item:

- PTFSRCH
- STORIOA

57CE8157

Explanation: I/O adapter card error. The actions and Failing Item list in the Service Action Log will vary based on the conditions this event was logged for.

Response: The FRU list in the Service Action Log will vary based on the conditions this event was logged for. Perform the following:

1. Display the Service Action Log entry for this SRC.
2. If the Failing Item indicates SVCDOCS, then continue with this step. Otherwise go to the next step. Do NOT replace the I/O adapter. This is a recoverable error.
 - LIC will automatically re-IPL the virtual I/O processor associated with the adapter. Other resources attached to the virtual I/O processor may need to be Varied On.
 - If the virtual I/O processor or adapter are not operational then use Hardware Service Manager

to manually re-IPL the virtual I/O processor and Vary On attached resources.

- If manually reIPL-ing the virtual I/O processor fails then contact your next level of support. This ends the procedure.
3. If the Failing Item indicates an I/O adapter, then replace the I/O adapter. Check the list below to determine if the adapter type you are replacing has multiple physical parts.

Problem determination: Perform the following:

1. Display the Service Action Log entry for this SRC.
2. If the Failing Item indicates SVCDOCS, then continue with this step. Otherwise go to the next step. Do NOT replace the I/O adapter. This is a recoverable error.
 - LIC will automatically re-IPL the virtual I/O processor associated with the adapter. Other resources attached to the virtual I/O processor may need to be Varied On.
 - If the virtual I/O processor or adapter are not operational then use Hardware Service Manager to manually re-IPL the virtual I/O processor and Vary On attached resources.
 - If manually reIPL-ing the virtual I/O processor fails then contact your next level of support. This ends the procedure.
3. If the Failing Item indicates an I/O adapter, then contact your next level of support to replace the I/O adapter.

Failing Item:

- SVCDOCS
- STORIOA

57CE8300

Explanation: IOA hardware error or PCI bus error.

Problem determination: Perform the following:

1. Examine the location code of the adapter to determine if the adapter is in the system unit or an expansion unit. If the adapter is in an expansion unit, continue with the next step. Otherwise this ends the procedure.
2. If multiple storage adapters in the same expansion unit logged reference code xxxx8300 as a serviceable event at about the same time, continue with the next step. Otherwise this ends the procedure.
3. Suspect a problem with the connection to the enclosure. The problem may have been temporary while working on the unit or while working on the connection or cable(s) to the unit. If the adapter problems were created while working on the unit or working on the connection to the unit, go to step 5.
4. Search for problems logged at about the same time and call out the FRUs that connect the expansion

unit to the system unit including the cable(s). Work those problems first, then return to the next step in this procedure.

5. Use Hardware Service Manager (HSM) to verify that the adapters have returned to operational status. Close reference code xxxx8300 problems for adapters that have returned to operational status. Expansion units attached to system units using Light Path service indicators may have activated the FRU fault indicators for those adapters. Use the Service Action Log (SAL) to turn off the FRU fault indicators for adapters that have returned to operational status.
6. Work reference code xxxx8300 problems for any adapters that have not returned to operational status. This ends the procedure.

Failing Item:

- STORIOA
- ANYBRDG
- PTFSRCH

57CE8301

Explanation: Not valid condition in Licensed Internal Code.

Failing Item:

- PTFSRCH
- STORIOA

57CE8302

Explanation: Missing Licensed Internal Code.

Response: Ensure that the code necessary to support this I/O adapter is loaded.

Failing Item:

- SVCDOCS
- STORIOA

57CE8400

Explanation: Licensed Internal Code error.

Failing Item:

- PTFSRCH

57CE8404

Explanation: System log entry only. No service action required.

57CE9000

Explanation: Device error.

Failing Item:

- FI01105

57CE9001 • 57CE9029

- STORIOA

57CE9001

Explanation: Device configuration error.

Failing Item:

- NEXTLVL

57CE9002

Explanation: Device error.

Failing Item:

- NEXTLVL

57CE9008

Explanation: I/O card does not support functions expected by devices.

Failing Item:

- SIP3130

57CE9011

Explanation: Cache data belongs to devices other than those attached.

Failing Item:

- NEXTLVL

57CE9020

Explanation: Two or more disk units missing from RAID-5 or RAID-6 array.

Failing Item:

- SIP3111

57CE9021

Explanation: Two or more disk units missing from RAID-5 or RAID-6 array.

Failing Item:

- SIP3111

57CE9022

Explanation: Two or more disk units missing from RAID-5 or RAID-6 array.

Failing Item:

- SIP3111

57CE9023

Explanation: One or more array members not in required physical locations.

Failing Item:

- SIP3112

57CE9024

Explanation: Array member physical location conflicts with another array.

Failing Item:

- NEXTLVL

57CE9025

Explanation: Incompatible device.

Response: An incompatible device is at the physical location of the device which is causing the array to be exposed.

Failing Item:

- SIP3110
- FI02112

57CE9026

Explanation: Disk unit not found at required physical location.

Response: A previously exposed disk unit in an array was not found at the required physical location.

Failing Item:

- NEXTLVL

57CE9027

Explanation: Array not functional due to parity out of synchronization.

Response: Array is or would become exposed and parity data is out of synchronization.

Failing Item:

- SIP3113

57CE9028

Explanation: Maximum number of functional arrays has been exceeded.

Response: Reduce the number of arrays on this I/O adapter. Either move all the devices in an array to another I/O adapter that supports arrays, or stop an array on this I/O adapter.

Failing Item:

- SVCDPCS

57CE9029

Explanation: Maximum number of functional array members has been exceeded.

Response: Contact your next level of support.

Failing Item:

- NEXTLVL

57CE9030

Explanation: Array no longer protected due to missing or failed disk unit.

Failing Item:

- SIP3110
- FI02112

57CE9031

Explanation: Automatic rebuild initiated for array.

Response: Either a previous rebuild was interrupted and was automatically restarted, or a hot spare disk unit was used to automatically rebuild the array. Look for other reference codes and take action on them.

57CE9032

Explanation: A disk unit in an array is missing or failed.

Response: The array is still protected, but the disk unit should be replaced.

Failing Item:

- SIP3110
- FI02112

57CE9040

Explanation: Re-synchronization of array parity was initiated.

Response: No action required.

57CE9041

Explanation: Background array parity check detected and corrected errors.

Response: Call your next level of support to report the problem.

Failing Item:

- NEXTLVL

57CE9042

Explanation: Background parity check corrected errors on disk unit.

Response: Call your next level of support to report the problem.

Failing Item:

- NEXTLVL

57CE9050

Explanation: Required cache data not found for one or more disk units.

Failing Item:

- SIP3131

57CE9051

Explanation: Cache data exists for one or more missing or failed devices.

Failing Item:

- SIP3132

57CE9052

Explanation: Cache data exists for one or more modified devices.

Response: Contact your next level of support.

Failing Item:

- NEXTLVL

57CE9054

Explanation: IOA resources not available due to previous problems.

Failing Item:

- SIP3121

57CE9055

Explanation: Write cache data is available for attached storage IOA.

Response: No service action required.

57CE9070

Explanation: System log entry only. No service action required.

57CE9071

Explanation: Link from IOA to auxiliary or remote IOA is operational.

Response: No service action required.

57CE9072

Explanation: Link from IOA to auxiliary or remote IOA is non-operational.

Response: No service action required.

57CE9073

Explanation: Multiple I/O adapters connected in a not valid configuration.

Failing Item:

- SIP3140

57CE9074

Explanation: Multiple I/O adapters connected in a not valid configuration.

Response: Multiple I/O adapters not capable of similar functions or controlling the same set of devices.

Failing Item:

- SIP3141

57CE9075

Explanation: Incomplete multipath connection between IOA and remote IOA.

Failing Item:

- SIP3149

57CE9076

Explanation: Missing auxiliary IOA or remote IOA.

Failing Item:

- SIP3147

57CE9081

Explanation: Device error.

Failing Item:

- FI01105
- STORIOA

57CE9082

Explanation: Device error.

Failing Item:

- FI01105
- STORIOA

57CE9083

Explanation: System log entry only. No service action required.

57CE9084

Explanation: System log entry only. No service action required.

57CE9090

Explanation: Disk unit has been modified after the last known status.

Response: Use Hardware Service Manager to re-IPL the virtual I/O processor that is associated with this I/O adapter. Other resources attached to the virtual I/O processor may then need to be Varied On.

If any reference codes are surfaced, use the new reference code to resolve the problem.

If you cannot resolve the problem, contact your next level of support.

Failing Item:

- SVCDOCS

57CE9091

Explanation: Incorrect hardware configuration change detected.

Response: Use Hardware Service Manager to re-IPL the virtual I/O processor that is associated with this I/O adapter. Other resources attached to the virtual I/O processor may then need to be Varied On.

If any reference codes are surfaced, use the new reference code to resolve the problem.

If you cannot resolve the problem, contact your next level of support.

Failing Item:

- SVCDOCS

57CE9092

Explanation: Disk unit requires initialization before use.

Failing Item:

- SIP3134

57CE9500

Explanation: Internal program error in driver code.

Failing Item:

- PTFSRCH

57CE9903

Explanation: Tape device information was logged. Informational event, no service required.

57CEC000

Explanation: System log entry only. No service action required.

Response: No action is required. This reference code is logged for information only.

57CEC402

Explanation: Licensed Internal Code error.

Response: Ask your next level of support for assistance.

Failing Item:

- PTFSRCH
-

(57CF) Reference codes

57CF1310

Explanation: The I/O adapter resource not available.

Response: The I/O adapter error log is being filled faster than the errors are being reported to the system. Check other errors reported to the system and correct them.

57CF3000

Explanation: A permanent failure occurred.

Response: If you are working with one of the card types below, the adapter has multiple physical parts. Choose the card type to identify the physical parts of the storage adapter.

Card type 2BE1 (feature RAID enablement card for embedded IOA) read the following: When working the FRUs from the serviceable event or the failing item list here, the embedded storage adapter (failing item STORIOA) has three physical parts:

- The embedded storage adapter on the I/O backplane.
- The RAID enablement card.
- The Battery charger and carrier card.
- See symbolic FRU FEATCRD for the location codes of the FRUs if they are not listed in the serviceable event or if you are working the failing item list here.

Card type 57CB (embedded IOA with 2BCF battery card for embedded IOA) read the following: When working the FRUs from the serviceable event or the failing item list here, the embedded storage adapter (failing item STORIOA) has two physical parts:

- The embedded storage adapter on the I/O backplane.
- The Battery charger and carrier card.
- See symbolic FRU FEATCRD for the location codes of the FRUs if they are not listed in the serviceable event or if you are working the failing item list here.

Card type 57CF (embedded IOAs on DASD backplane with 2BC2 dual battery charger and carrier card for the embedded IOAs) read the following: When working the FRUs from the serviceable event or the failing item list here, the embedded storage adapter (failing item STORIOA) has two physical parts:

57CEFF3D

Explanation: I/O adapter detected a recoverable error.

Failing Item:

- STORIOA
 - ANYBRDG
-

- The embedded storage adapter on the DASD backplane.

- The dual battery charger and carrier card. To determine which battery is connected to which embedded IOA use the bus number of the IOA with symbolic FRU CACHBAT.

- See symbolic FRU FEATCRD for the location code of the dual battery charger and carrier card if it is not listed in the serviceable event or if you are working the failing item list here.

Failing Item:

- STORIOA
 - ANYBRDG
-

57CF3020

Explanation: Storage subsystem configuration error.

Failing Item:

- SIP4050
-

57CF3100

Explanation: Device bus interface error occurred.

Failing Item:

- SIP4050
-

57CF3140

Explanation: System log entry only. No service action required.

57CF3202

Explanation: Storage subsystem configuration error.

Response: The device is not supported in the current configuration. An I/O processor might be required.

Failing Item:

- SVCDOCS
-

57CF3400

Explanation: Unknown resource error.

Response: If you are working with one of the card types below, the adapter has multiple physical parts.

57CF3401 • 57CF4040

Choose the card type to identify the physical parts of the storage adapter.

Card type 57CB (embedded IOA with 2BCF battery card). When working the FRUs from the serviceable event or the failing item list here, the embedded storage adapter (failing item STORIOA) has two physical parts:

- The embedded storage adapter on the I/O backplane.
- The Battery charger and carrier card.
- See symbolic FRU FEATCRD for the location codes of the FRUs if they are not listed in the serviceable event or if you are working the failing item list here.

Card type 57CF (embedded IOAs on DASD backplane with 2BC2 dual battery charger and carrier card). When working the FRUs from the serviceable event or the failing item list here, the embedded storage adapter (failing item STORIOA) has two physical parts:

- The embedded storage adapter on the DASD backplane.
- The dual battery charger and carrier card. To determine which battery is connected to which embedded IOA use the bus number of the IOA with symbolic FRU CACHBAT.
- See symbolic FRU FEATCRD for the location code of the dual battery charger and carrier card if it is not listed in the serviceable event or if you are working the failing item list here.

Failing Item:

- SIP4050
- FI02112
- STORIOA
- SASCABL

57CF3401

Explanation: Device backplane problem.

Failing Item:

- SASEXP
- DEVBPLN

57CF3405

Explanation: An error occurred during task initialization for a removable media device. This SRC is logged when an error occurs and the removable media device driver cannot determine the device type or model.

Response: Perform the following:

- Check the Product Activity Log for other entries that indicate interface problems and work those problems.
- Check the device firmware level and apply the latest PTFs.

- Check for LIC logs with major code 2E00. Contact your next level of support with the information you have gathered.

Problem determination: IPL the IOP to retry the device identification process. If the error persists then contact your service provider.

Failing Item:

- PTFSRCH

57CF34FF

Explanation: Format in progress.

Response: No action required. This reference code is logged for information only.

57CF3601

Explanation: System log entry only. No service action required.

57CF4010

Explanation: Configuration error.

Response: Incorrect connection between cascaded enclosures.

Failing Item:

- SIP3142

57CF4020

Explanation: Configuration error.

Response: Number of connections exceed I/O adapter design limits.

Failing Item:

- SIP3143

57CF4030

Explanation: Configuration error.

Response: Incorrect multipath connection.

Failing Item:

- SIP4044

57CF4040

Explanation: Configuration error.

Response: Incomplete multipath connection between I/O adapter and enclosure.

Failing Item:

- SIP4044

57CF4041

Explanation: Incomplete multipath connection.

Response: Incomplete multipath connection between device backplane and device.

Failing Item:

- SIP3146
-

57CF4050

Explanation: Enclosure does not support required multipath function.

Failing Item:

- SIP3148
-

57CF4060

Explanation: Multipath redundancy level reduced.

Response: A redundant disk unit connection has failed.

Failing Item:

- SIP4053
 - SASCABL
 - SASEXP
-

57CF4061

Explanation: Multipath redundancy level increased.

Response: A redundant disk unit connection has been restored. No service action is required.

57CF4070

Explanation: System log entry only. No service action required.

57CF4100

Explanation: Device bus fabric error.

Response: If you are working with one of the card types below, the adapter has multiple physical parts. Choose the card type to identify the physical parts of the storage adapter.

Card type 57CB (embedded IOA with 2BCF battery card for embedded IOA) read the following: When working the FRUs from the serviceable event or the failing item list here, the embedded storage adapter (failing item STORIOA) has two physical parts:

- The embedded storage adapter on the I/O backplane.
- The Battery charger and carrier card.
- See symbolic FRU FEATCRD for the location codes of the FRUs if they are not listed in the serviceable event or if you are working the failing item list here.

Card type 57CF (embedded IOAs on DASD backplane with 2BC2 dual battery charger and carrier card for the embedded IOAs) read the following: When working the FRUs from the serviceable event or the failing item list here, the embedded storage adapter (failing item STORIOA) has two physical parts:

- The embedded storage adapter on the DASD backplane.
- The dual battery charger and carrier card. To determine which battery is connected to which embedded IOA use the bus number of the IOA with symbolic FRU CACHBAT.
- See symbolic FRU FEATCRD for the location code of the dual battery charger and carrier card if it is not listed in the serviceable event or if you are working the failing item list here.

Failing Item:

- SIP4052
 - SASCABL
 - SASEXP
 - DEVBPLN
 - STORIOA
 - FI01105
-

57CF4101

Explanation: Temporary device bus fabric error.

Failing Item:

- SIP4052
-

57CF4110

Explanation: Unsupported enclosure function detected.

Failing Item:

- SIP3145
-

57CF4150

Explanation: I/O adapter detected PCI bus error.

Response: If this event appears in a serviceable event view, work with the failing item list found there. If this event does not appear in a serviceable event view, no service action is required.

If you are working with one of the card types below, the adapter has multiple physical parts. Choose the card type to identify the physical parts of the storage adapter.

Card type 2BE1 (feature RAID enablement card for embedded IOA) read the following: When working the FRUs from the serviceable event or the failing item list here, the embedded storage adapter (failing item STORIOA) has three physical parts:

57CF4160 • 57CF8008

- The embedded storage adapter on the I/O backplane.
- The RAID enablement card.
- The Battery charger and carrier card.
- See symbolic FRU FEATCRD for the location codes of the FRUs if they are not listed in the serviceable event or if you are working the failing item list here.

Card type 57CB (embedded IOA with 2BCF battery card for embedded IOA) read the following: When working the FRUs from the serviceable event or the failing item list here, the embedded storage adapter (failing item STORIOA) has two physical parts:

- The embedded storage adapter on the I/O backplane.
- The Battery charger and carrier card.
- See symbolic FRU FEATCRD for the location codes of the FRUs if they are not listed in the serviceable event or if you are working the failing item list here.

Card type 57CF (embedded IOAs on DASD backplane with 2BC2 dual battery charger and carrier card for the embedded IOAs) read the following: When working the FRUs from the serviceable event or the failing item list here, the embedded storage adapter (failing item STORIOA) has two physical parts:

- The embedded storage adapter on the DASD backplane.
- The dual battery charger and carrier card. To determine which battery is connected to which embedded IOA use the bus number of the IOA with symbolic FRU CACHBAT.
- See symbolic FRU FEATCRD for the location code of the dual battery charger and carrier card if it is not listed in the serviceable event or if you are working the failing item list here.

Failing Item:

- BACKPLN
- STORIOA

57CF4160

Explanation: I/O adapter detected and recovered a PCI bus error.

Response: If this event appears in a serviceable event view, work with the failing item list found there. If this event does not appear in a serviceable event view, no service action is required.

If you are working with one of the card types below, the adapter has multiple physical parts. Choose the card type to identify the physical parts of the storage adapter.

Card type 2BE1 (feature RAID enablement card for embedded IOA) read the following: When working the FRUs from the serviceable event or the failing item list here, the embedded storage adapter (failing item

STORIOA) has three physical parts:

- The embedded storage adapter on the I/O backplane.
- The RAID enablement card.
- The Battery charger and carrier card.
- See symbolic FRU FEATCRD for the location codes of the FRUs if they are not listed in the serviceable event or if you are working the failing item list here.

Card type 57CB (embedded IOA with 2BCF battery card for embedded IOA) read the following: When working the FRUs from the serviceable event or the failing item list here, the embedded storage adapter (failing item STORIOA) has two physical parts:

- The embedded storage adapter on the I/O backplane.
- The Battery charger and carrier card.
- See symbolic FRU FEATCRD for the location codes of the FRUs if they are not listed in the serviceable event or if you are working the failing item list here.

Card type 57CF (embedded IOAs on DASD backplane with 2BC2 dual battery charger and carrier card for the embedded IOAs) read the following: When working the FRUs from the serviceable event or the failing item list here, the embedded storage adapter (failing item STORIOA) has two physical parts:

- The embedded storage adapter on the DASD backplane.
- The dual battery charger and carrier card. To determine which battery is connected to which embedded IOA use the bus number of the IOA with symbolic FRU CACHBAT.
- See symbolic FRU FEATCRD for the location code of the dual battery charger and carrier card if it is not listed in the serviceable event or if you are working the failing item list here.

Failing Item:

- BACKPLN
- STORIOA

57CF70DD

Explanation: Disrupt device command completed successfully.

57CF8008

Explanation: A permanent failure has occurred in the cache battery pack or capacitive cache power card.

Response: Under a certain configuration, this SRC may not represent an error that requires a service action. Depending on the configuration of the system, the Storage IOA may have been altered and/or the Storage IOA Cache may have been disabled to allow attachment of OEM Storage that emulates a Load

Source drive. If this is the case, this error will be posted each time the IOA is IPLed and it can be ignored.

If you are working with one of the card types below, the adapter has multiple physical parts. Choose the card type to identify the physical parts of the storage adapter.

Card type 2BE1 (feature RAID enablement card for embedded IOA) read the following: When working the FRUs from the serviceable event or the failing item list here, the embedded storage adapter (failing item STORIOA) has three physical parts:

- The embedded storage adapter on the I/O backplane.
- The RAID enablement card.
- The Battery charger and carrier card.
- See symbolic FRU FEATCRD for the location codes of the FRUs if they are not listed in the serviceable event or if you are working the failing item list here.

Card type 57CB (embedded IOA with 2BCF battery card) read the following: When working the FRUs from the serviceable event or the failing item list here, the embedded storage adapter (failing item STORIOA) has two physical parts:

- The embedded storage adapter on the I/O backplane.
- The Battery charger and carrier card.
- See symbolic FRU FEATCRD for the location codes of the FRUs if they are not listed in the serviceable event or if you are working the failing item list here.

Card type 57CF (embedded IOAs on DASD backplane with 2BC2 dual battery charger and carrier card) read the following: When working the FRUs from the serviceable event or the failing item list here, the embedded storage adapter (failing item STORIOA) has two physical parts:

- The embedded storage adapter on the DASD backplane.
- The dual battery charger and carrier card. To determine which battery is connected to which embedded IOA use the bus number of the IOA with symbolic FRU CACHBAT.
- See symbolic FRU FEATCRD for the location code of the dual battery charger and carrier card if it is not listed in the serviceable event or if you are working the failing item list here.

Failing Item:

- CACHBAT
- STORIOA
- FEATCRD

57CF8009

Explanation: Impending failure in the cache battery pack or capacitive cache power card.

Failing Item:

- CACHBAT

57CF8100

Explanation: Licensed Internal Code error.

Response: If you are working with one of the card types below, the adapter has multiple physical parts. Choose the card type to identify the physical parts of the storage adapter.

Card type 2BE1 (feature RAID enablement card for embedded IOA) read the following: When working the FRUs from the serviceable event or the failing item list here, the embedded storage adapter (failing item STORIOA) has three physical parts:

- The embedded storage adapter on the I/O backplane.
- The RAID enablement card.
- The Battery charger and carrier card.
- See symbolic FRU FEATCRD for the location codes of the FRUs if they are not listed in the serviceable event or if you are working the failing item list here.

Card type 57CB (embedded IOA with 2BCF battery card for embedded IOA) read the following: When working the FRUs from the serviceable event or the failing item list here, the embedded storage adapter (failing item STORIOA) has two physical parts:

- The embedded storage adapter on the I/O backplane.
- The Battery charger and carrier card.
- See symbolic FRU FEATCRD for the location codes of the FRUs if they are not listed in the serviceable event or if you are working the failing item list here.

Card type 57CF (embedded IOAs on DASD backplane with 2BC2 dual battery charger and carrier card for the embedded IOAs) read the following: When working the FRUs from the serviceable event or the failing item list here, the embedded storage adapter (failing item STORIOA) has two physical parts:

- The embedded storage adapter on the DASD backplane.
- The dual battery charger and carrier card. To determine which battery is connected to which embedded IOA use the bus number of the IOA with symbolic FRU CACHBAT.
- See symbolic FRU FEATCRD for the location code of the dual battery charger and carrier card if it is not listed in the serviceable event or if you are working the failing item list here.

Failing Item:

57CF8130 • 57CF8150

- PTFSRCH
- STORIOA

57CF8130

Explanation: IOA detected recoverable device bus error.

Response: If this event appears in a serviceable event view, work with the failing item list found there. If this event does not appear in a serviceable event view, no service action is required.

Failing Item:

- SIP4050

57CF8140

Explanation: IOA detected recoverable device bus error.

Response: If this event appears in a serviceable event view, work with the failing item list found there. If this event does not appear in a serviceable event view, no service action is required.

Failing Item:

- SIP4050

57CF8141

Explanation: IOA detected recoverable device error.

Response: No action is required. This reference code is logged for information only.

57CF8145

Explanation: Disk device detected recoverable error.

Response: This error is logged against the storage controller resource. Contact your next level of support to determine the part number and location code of the device.

Failing Item:

- NEXTLVL

57CF8146

Explanation: Disk device detected recoverable error.

Failing Item:

- FI01105

57CF8150

Explanation: A permanent failure occurred.

Response: Under a certain configuration, this SRC may not represent an error that requires a service action. Depending on the configuration of the system, the Storage IOA may have been altered and/or the

Storage IOA Cache may have been disabled to allow attachment of OEM Storage that emulates a Load Source drive. If this is the case, this error will be posted each time the IOA is IPLed and it can be ignored.

If you are working with one of the card types below, the adapter has multiple physical parts. Choose the card type to identify the physical parts of the storage adapter.

Card type 2BE1 (feature RAID enablement card for embedded IOA) read the following: When working the FRUs from the serviceable event or the failing item list here, the embedded storage adapter (failing item STORIOA) has three physical parts:

- The embedded storage adapter on the I/O backplane.
- The RAID enablement card.
- The Battery charger and carrier card.
- See symbolic FRU FEATCRD for the location codes of the FRUs if they are not listed in the serviceable event or if you are working the failing item list here.

Card type 57CB (embedded IOA with 2BCF battery card for embedded IOA) read the following: When working the FRUs from the serviceable event or the failing item list here, the embedded storage adapter (failing item STORIOA) has two physical parts:

- The embedded storage adapter on the I/O backplane.
- The Battery charger and carrier card.
- See symbolic FRU FEATCRD for the location codes of the FRUs if they are not listed in the serviceable event or if you are working the failing item list here.

Card type 57CF (embedded IOAs on DASD backplane with 2BC2 dual battery charger and carrier card for the embedded IOAs) read the following: When working the FRUs from the serviceable event or the failing item list here, the embedded storage adapter (failing item STORIOA) has two physical parts:

- The embedded storage adapter on the DASD backplane.
- The dual battery charger and carrier card. To determine which battery is connected to which embedded IOA use the bus number of the IOA with symbolic FRU CACHBAT.
- See symbolic FRU FEATCRD for the location code of the dual battery charger and carrier card if it is not listed in the serviceable event or if you are working the failing item list here.

Failing Item:

- STORIOA
 - ANYBRDG
-

57CF8151

Explanation: Licensed Internal Code error.

Response: If you are working with one of the card types below, the adapter has multiple physical parts. Choose the card type to identify the physical parts of the storage adapter.

Card type 2BE1 (feature RAID enablement card for embedded IOA) read the following: When working the FRUs from the serviceable event or the failing item list here, the embedded storage adapter (failing item STORIOA) has three physical parts:

- The embedded storage adapter on the I/O backplane.
- The RAID enablement card.
- The Battery charger and carrier card.
- See symbolic FRU FEATCRD for the location codes of the FRUs if they are not listed in the serviceable event or if you are working the failing item list here.

Card type 57CB (embedded IOA with 2BCF battery card for embedded IOA) read the following: When working the FRUs from the serviceable event or the failing item list here, the embedded storage adapter (failing item STORIOA) has two physical parts:

- The embedded storage adapter on the I/O backplane.
- The Battery charger and carrier card.
- See symbolic FRU FEATCRD for the location codes of the FRUs if they are not listed in the serviceable event or if you are working the failing item list here.

Card type 57CF (embedded IOAs on DASD backplane with 2BC2 dual battery charger and carrier card for the embedded IOAs) read the following: When working the FRUs from the serviceable event or the failing item list here, the embedded storage adapter (failing item STORIOA) has two physical parts:

- The embedded storage adapter on the DASD backplane.
- The dual battery charger and carrier card. To determine which battery is connected to which embedded IOA use the bus number of the IOA with symbolic FRU CACHBAT.
- See symbolic FRU FEATCRD for the location code of the dual battery charger and carrier card if it is not listed in the serviceable event or if you are working the failing item list here.

Failing Item:

- PTFSRCH
- STORIOA

57CF8155

Explanation: A permanent failure occurred.

Response: If you are working with one of the card types below, the adapter has multiple physical parts. Choose the card type to identify the physical parts of the storage adapter.

Card type 2BE1 (feature RAID enablement card for embedded IOA) read the following: When working the FRUs from the serviceable event or the failing item list here, the embedded storage adapter (failing item STORIOA) has three physical parts:

- The embedded storage adapter on the I/O backplane.
- The RAID enablement card.
- The Battery charger and carrier card.
- See symbolic FRU FEATCRD for the location codes of the FRUs if they are not listed in the serviceable event or if you are working the failing item list here.

Card type 57CB (embedded IOA with 2BCF battery card for embedded IOA) read the following: When working the FRUs from the serviceable event or the failing item list here, the embedded storage adapter (failing item STORIOA) has two physical parts:

- The embedded storage adapter on the I/O backplane.
- The Battery charger and carrier card.
- See symbolic FRU FEATCRD for the location codes of the FRUs if they are not listed in the serviceable event or if you are working the failing item list here.

Card type 57CF (embedded IOAs on DASD backplane with 2BC2 dual battery charger and carrier card for the embedded IOAs) read the following: When working the FRUs from the serviceable event or the failing item list here, the embedded storage adapter (failing item STORIOA) has two physical parts:

- The embedded storage adapter on the DASD backplane.
- The dual battery charger and carrier card. To determine which battery is connected to which embedded IOA use the bus number of the IOA with symbolic FRU CACHBAT.
- See symbolic FRU FEATCRD for the location code of the dual battery charger and carrier card if it is not listed in the serviceable event or if you are working the failing item list here.

Failing Item:

- PTFSRCH
 - STORIOA
-

57CF8156

Explanation: A permanent failure occurred.

Response: If you are working with one of the card types below, the adapter has multiple physical parts. Choose the card type to identify the physical parts of the storage adapter.

Card type 2BE1 (feature RAID enablement card for embedded IOA) read the following: When working the FRUs from the serviceable event or the failing item list here, the embedded storage adapter (failing item STORIOA) has three physical parts:

- The embedded storage adapter on the I/O backplane.
- The RAID enablement card.
- The Battery charger and carrier card.
- See symbolic FRU FEATCRD for the location codes of the FRUs if they are not listed in the serviceable event or if you are working the failing item list here.

Card type 57CB (embedded IOA with 2BCF battery card for embedded IOA) read the following: When working the FRUs from the serviceable event or the failing item list here, the embedded storage adapter (failing item STORIOA) has two physical parts:

- The embedded storage adapter on the I/O backplane.
- The Battery charger and carrier card.
- See symbolic FRU FEATCRD for the location codes of the FRUs if they are not listed in the serviceable event or if you are working the failing item list here.

Card type 57CF (embedded IOAs on DASD backplane with 2BC2 dual battery charger and carrier card for the embedded IOAs) read the following: When working the FRUs from the serviceable event or the failing item list here, the embedded storage adapter (failing item STORIOA) has two physical parts:

- The embedded storage adapter on the DASD backplane.
- The dual battery charger and carrier card. To determine which battery is connected to which embedded IOA use the bus number of the IOA with symbolic FRU CACHBAT.
- See symbolic FRU FEATCRD for the location code of the dual battery charger and carrier card if it is not listed in the serviceable event or if you are working the failing item list here.

Failing Item:

- PTFSRCH
- STORIOA

57CF8157

Explanation: I/O adapter card error. The actions and Failing Item list in the Service Action Log will vary based on the conditions this event was logged for.

Response: The FRU list in the Service Action Log will vary based on the conditions this event was logged for. Perform the following:

1. Display the Service Action Log entry for this SRC.
2. If the Failing Item indicates SVCDOCS, then continue with this step. Otherwise go to the next step. Do NOT replace the I/O adapter. This is a recoverable error.
 - LIC will automatically re-IPL the virtual I/O processor associated with the adapter. Other resources attached to the virtual I/O processor may need to be Varied On.
 - If the virtual I/O processor or adapter are not operational then use Hardware Service Manager to manually re-IPL the virtual I/O processor and Vary On attached resources.
 - If manually reIPL-ing the virtual I/O processor fails then contact your next level of support. This ends the procedure.
3. If the Failing Item indicates an I/O adapter, then replace the I/O adapter. Check the list below to determine if the adapter type you are replacing has multiple physical parts.

If you are replacing the I/O adapter and you are working with one of the card types below, the adapter has multiple physical parts. Choose the card type to identify the physical parts of the storage adapter.

Card type 2BE1 (feature RAID enablement card for embedded IOA) read the following: When working the FRUs from the serviceable event or the failing item list here, the embedded storage adapter (failing item STORIOA) has three physical parts:

- The embedded storage adapter on the I/O backplane.
- The RAID enablement card.
- The Battery charger and carrier card.
- See symbolic FRU FEATCRD for the location codes of the FRUs if they are not listed in the serviceable event or if you are working the failing item list here.

Card type 57CB (embedded IOA with 2BCF battery card for embedded IOA) read the following: When working the FRUs from the serviceable event or the failing item list here, the embedded storage adapter (failing item STORIOA) has two physical parts:

- The embedded storage adapter on the I/O backplane.
- The Battery charger and carrier card.

- See symbolic FRU FEATCRD for the location codes of the FRUs if they are not listed in the serviceable event or if you are working the failing item list here.

Card type 57CF (embedded IOAs on DASD backplane with 2BC2 dual battery charger and carrier card for the embedded IOAs) read the following: When working the FRUs from the serviceable event or the failing item list here, the embedded storage adapter (failing item STORIOA) has two physical parts:

- The embedded storage adapter on the DASD backplane.
- The dual battery charger and carrier card. To determine which battery is connected to which embedded IOA use the bus number of the IOA with symbolic FRU CACHBAT.
- See symbolic FRU FEATCRD for the location code of the dual battery charger and carrier card if it is not listed in the serviceable event or if you are working the failing item list here.

Problem determination: Perform the following:

1. Display the Service Action Log entry for this SRC.
2. If the Failing Item indicates SVCDOCS, then continue with this step. Otherwise go to the next step. Do NOT replace the I/O adapter. This is a recoverable error.
 - LIC will automatically re-IPL the virtual I/O processor associated with the adapter. Other resources attached to the virtual I/O processor may need to be Varied On.
 - If the virtual I/O processor or adapter are not operational then use Hardware Service Manager to manually re-IPL the virtual I/O processor and Vary On attached resources.
 - If manually reIPL-ing the virtual I/O processor fails then contact your next level of support. This ends the procedure.
3. If the Failing Item indicates an I/O adapter, then contact your next level of support to replace the I/O adapter.

Failing Item:

- SVCDOCS
- STORIOA

57CF8300

Explanation: IOA hardware error or PCI bus error.

Response: If you are working with one of the card types below, the adapter has multiple physical parts. Choose the card type to identify the physical parts of the storage adapter.

Card type 2BE1 (feature RAID enablement card for embedded IOA) read the following: When working the FRUs from the serviceable event or the failing item list here, the embedded storage adapter (failing item STORIOA) has three physical parts:

- The embedded storage adapter on the I/O backplane.
- The RAID enablement card.
- The Battery charger and carrier card.
- See symbolic FRU FEATCRD for the location codes of the FRUs if they are not listed in the serviceable event or if you are working the failing item list here.

Card type 57CB (embedded IOA with 2BCF battery card for embedded IOA) read the following: When working the FRUs from the serviceable event or the failing item list here, the embedded storage adapter (failing item STORIOA) has two physical parts:

- The embedded storage adapter on the I/O backplane.
- The Battery charger and carrier card.
- See symbolic FRU FEATCRD for the location codes of the FRUs if they are not listed in the serviceable event or if you are working the failing item list here.

Card type 57CF (embedded IOAs on DASD backplane with 2BC2 dual battery charger and carrier card for the embedded IOAs) read the following: When working the FRUs from the serviceable event or the failing item list here, the embedded storage adapter (failing item STORIOA) has two physical parts:

- The embedded storage adapter on the DASD backplane.
- The dual battery charger and carrier card. To determine which battery is connected to which embedded IOA use the bus number of the IOA with symbolic FRU CACHBAT.
- See symbolic FRU FEATCRD for the location code of the dual battery charger and carrier card if it is not listed in the serviceable event or if you are working the failing item list here.

Failing Item:

- STORIOA
- ANYBRDG
- PTFSRCH

57CF8301

Explanation: Not valid condition in Licensed Internal Code.

Response: If you are working with one of the card types below, the adapter has multiple physical parts. Choose the card type to identify the physical parts of the storage adapter.

Card type 2BE1 (feature RAID enablement card for embedded IOA) read the following: When working the FRUs from the serviceable event or the failing item list here, the embedded storage adapter (failing item STORIOA) has three physical parts:

- The embedded storage adapter on the I/O backplane.

57CF8302 • 57CF9000

- The RAID enablement card.
- The Battery charger and carrier card.
- See symbolic FRU FEATCRD for the location codes of the FRUs if they are not listed in the serviceable event or if you are working the failing item list here.

Card type 57CB (embedded IOA with 2BCF battery card for embedded IOA) read the following: When working the FRUs from the serviceable event or the failing item list here, the embedded storage adapter (failing item STORIOA) has two physical parts:

- The embedded storage adapter on the I/O backplane.
- The Battery charger and carrier card.
- See symbolic FRU FEATCRD for the location codes of the FRUs if they are not listed in the serviceable event or if you are working the failing item list here.

Card type 57CF (embedded IOAs on DASD backplane with 2BC2 dual battery charger and carrier card for the embedded IOAs) read the following: When working the FRUs from the serviceable event or the failing item list here, the embedded storage adapter (failing item STORIOA) has two physical parts:

- The embedded storage adapter on the DASD backplane.
- The dual battery charger and carrier card. To determine which battery is connected to which embedded IOA use the bus number of the IOA with symbolic FRU CACHBAT.
- See symbolic FRU FEATCRD for the location code of the dual battery charger and carrier card if it is not listed in the serviceable event or if you are working the failing item list here.

Failing Item:

- PTFSRCH
- STORIOA

57CF8302

Explanation: Missing Licensed Internal Code.

Response: Ensure that the code necessary to support this I/O adapter is loaded.

If you are working with one of the card types below, the adapter has multiple physical parts. Choose the card type to identify the physical parts of the storage adapter.

Card type 2BE1 (feature RAID enablement card for embedded IOA) read the following: When working the FRUs from the serviceable event or the failing item list here, the embedded storage adapter (failing item STORIOA) has three physical parts:

- The embedded storage adapter on the I/O backplane.
- The RAID enablement card.

- The Battery charger and carrier card.
- See symbolic FRU FEATCRD for the location codes of the FRUs if they are not listed in the serviceable event or if you are working the failing item list here.

Card type 57CB (embedded IOA with 2BCF battery card for embedded IOA) read the following: When working the FRUs from the serviceable event or the failing item list here, the embedded storage adapter (failing item STORIOA) has two physical parts:

- The embedded storage adapter on the I/O backplane.
- The Battery charger and carrier card.
- See symbolic FRU FEATCRD for the location codes of the FRUs if they are not listed in the serviceable event or if you are working the failing item list here.

Card type 57CF (embedded IOAs on DASD backplane with 2BC2 dual battery charger and carrier card for the embedded IOAs) read the following: When working the FRUs from the serviceable event or the failing item list here, the embedded storage adapter (failing item STORIOA) has two physical parts:

- The embedded storage adapter on the DASD backplane.
- The dual battery charger and carrier card. To determine which battery is connected to which embedded IOA use the bus number of the IOA with symbolic FRU CACHBAT.
- See symbolic FRU FEATCRD for the location code of the dual battery charger and carrier card if it is not listed in the serviceable event or if you are working the failing item list here.

Failing Item:

- SVCDOCS
- STORIOA

57CF8400

Explanation: Licensed Internal Code error.

Failing Item:

- PTFSRCH

57CF8404

Explanation: System log entry only. No service action required.

57CF9000

Explanation: Device error.

Response: If you are working with one of the card types below, the adapter has multiple physical parts. Choose the card type to identify the physical parts of the storage adapter.

Card type 2BE1 (feature RAID enablement card for

embedded IOA) read the following: When working the FRUs from the serviceable event or the failing item list here, the embedded storage adapter (failing item STORIOA) has three physical parts:

- The embedded storage adapter on the I/O backplane.
- The RAID enablement card.
- The Battery charger and carrier card.
- See symbolic FRU FEATCRD for the location codes of the FRUs if they are not listed in the serviceable event or if you are working the failing item list here.

Card type 57CB (embedded IOA with 2BCF battery card for embedded IOA) read the following: When working the FRUs from the serviceable event or the failing item list here, the embedded storage adapter (failing item STORIOA) has two physical parts:

- The embedded storage adapter on the I/O backplane.
- The Battery charger and carrier card.
- See symbolic FRU FEATCRD for the location codes of the FRUs if they are not listed in the serviceable event or if you are working the failing item list here.

Card type 57CF (embedded IOAs on DASD backplane with 2BC2 dual battery charger and carrier card for the embedded IOAs) read the following: When working the FRUs from the serviceable event or the failing item list here, the embedded storage adapter (failing item STORIOA) has two physical parts:

- The embedded storage adapter on the DASD backplane.
- The dual battery charger and carrier card. To determine which battery is connected to which embedded IOA use the bus number of the IOA with symbolic FRU CACHBAT.
- See symbolic FRU FEATCRD for the location code of the dual battery charger and carrier card if it is not listed in the serviceable event or if you are working the failing item list here.

Failing Item:

- FI01105
- STORIOA

57CF9001

Explanation: Device configuration error.

Failing Item:

- NEXTLVL

57CF9002

Explanation: Device error.

Failing Item:

- NEXTLVL

57CF9008

Explanation: I/O card does not support functions expected by devices.

Failing Item:

- SIP3130

57CF9010

Explanation: Cache data associated with attached devices cannot be found.

Failing Item:

- SIP3120

57CF9011

Explanation: Cache data belongs to devices other than those attached.

Failing Item:

- NEXTLVL

57CF9020

Explanation: Two or more disk units missing from RAID-5 or RAID-6 array.

Failing Item:

- SIP3111

57CF9021

Explanation: Two or more disk units missing from RAID-5 or RAID-6 array.

Failing Item:

- SIP3111

57CF9022

Explanation: Two or more disk units missing from RAID-5 or RAID-6 array.

Failing Item:

- SIP3111

57CF9023

Explanation: One or more array members not in required physical locations.

Failing Item:

- SIP3112

57CF9024

Explanation: Array member physical location conflicts with another array.

Failing Item:

- NEXTLVL

57CF9025

Explanation: Incompatible device.

Response: An incompatible device is at the physical location of the device which is causing the array to be exposed.

Failing Item:

- SIP3110
- FI02112

57CF9026

Explanation: Disk unit not found at required physical location.

Response: A previously exposed disk unit in an array was not found at the required physical location.

Failing Item:

- NEXTLVL

57CF9027

Explanation: Array not functional due to parity out of synchronization.

Response: Array is or would become exposed and parity data is out of synchronization.

Failing Item:

- SIP3113

57CF9028

Explanation: Maximum number of functional arrays has been exceeded.

Response: Reduce the number of arrays on this I/O adapter. Either move all the devices in an array to another I/O adapter that supports arrays, or stop an array on this I/O adapter.

Failing Item:

- SVCDOCS

57CF9029

Explanation: Maximum number of functional array members has been exceeded.

Response: Contact your next level of support.

Failing Item:

- NEXTLVL

57CF9030

Explanation: Array no longer protected due to missing or failed disk unit.

Failing Item:

- SIP3110
- FI02112

57CF9031

Explanation: Automatic rebuild initiated for array.

Response: Either a previous rebuild was interrupted and was automatically restarted, or a hot spare disk unit was used to automatically rebuild the array. Look for other reference codes and take action on them.

57CF9032

Explanation: A disk unit in an array is missing or failed.

Response: The array is still protected, but the disk unit should be replaced.

Failing Item:

- SIP3110
- FI02112

57CF9040

Explanation: Re-synchronization of array parity was initiated.

Response: No action required.

57CF9041

Explanation: Background array parity check detected and corrected errors.

Response: Call your next level of support to report the problem.

Failing Item:

- NEXTLVL

57CF9042

Explanation: Background parity check corrected errors on disk unit.

Response: Call your next level of support to report the problem.

Failing Item:

- NEXTLVL

57CF9050

Explanation: Required cache data not found for one or more disk units.

Failing Item:

- SIP3131
-

57CF9051

Explanation: Cache data exists for one or more missing or failed devices.

Failing Item:

- SIP3132
-

57CF9052

Explanation: Cache data exists for one or more modified devices.

Response: Contact your next level of support.

Failing Item:

- NEXTLVL
-

57CF9054

Explanation: IOA resources not available due to previous problems.

Failing Item:

- SIP3121
-

57CF9055

Explanation: Write cache data is available for attached storage IOA.

Response: No service action required.

57CF9070

Explanation: System log entry only. No service action required.

57CF9071

Explanation: Link from IOA to auxiliary or remote IOA is operational.

Response: No service action required.

57CF9072

Explanation: Link from IOA to auxiliary or remote IOA is non-operational.

Response: No service action required.

57CF9073

Explanation: Multiple I/O adapters connected in a not valid configuration.

Failing Item:

- SIP4040
-

57CF9074

Explanation: Multiple I/O adapters connected in a not valid configuration.

Response: Multiple I/O adapters not capable of similar functions or controlling the same set of devices.

Failing Item:

- SIP4041
-

57CF9075

Explanation: Incomplete multipath connection between IOA and remote IOA.

Failing Item:

- SIP4049
-

57CF9076

Explanation: Missing auxiliary IOA or remote IOA.

Failing Item:

- SIP4047
-

57CF9081

Explanation: Device error.

Response: If you are working with one of the card types below, the adapter has multiple physical parts. Choose the card type to identify the physical parts of the storage adapter.

Card type 2BE1 (feature RAID enablement card for embedded IOA) read the following: When working the FRUs from the serviceable event or the failing item list here, the embedded storage adapter (failing item STORIOA) has three physical parts:

- The embedded storage adapter on the I/O backplane.
- The RAID enablement card.
- The Battery charger and carrier card.
- See symbolic FRU FEATCRD for the location codes of the FRUs if they are not listed in the serviceable event or if you are working the failing item list here.

Card type 57CB (embedded IOA with 2BCF battery card for embedded IOA) read the following: When working the FRUs from the serviceable event or the failing item list here, the embedded storage adapter (failing item STORIOA) has two physical parts:

57CF9082 • 57CF9091

- The embedded storage adapter on the I/O backplane.
- The Battery charger and carrier card.
- See symbolic FRU FEATCRD for the location codes of the FRUs if they are not listed in the serviceable event or if you are working the failing item list here.

Card type 57CF (embedded IOAs on DASD backplane with 2BC2 dual battery charger and carrier card for the embedded IOAs) read the following: When working the FRUs from the serviceable event or the failing item list here, the embedded storage adapter (failing item STORIOA) has two physical parts:

- The embedded storage adapter on the DASD backplane.
- The dual battery charger and carrier card. To determine which battery is connected to which embedded IOA use the bus number of the IOA with symbolic FRU CACHBAT.
- See symbolic FRU FEATCRD for the location code of the dual battery charger and carrier card if it is not listed in the serviceable event or if you are working the failing item list here.

Failing Item:

- FI01105
- STORIOA

57CF9082

Explanation: Device error.

Response: If you are working with one of the card types below, the adapter has multiple physical parts. Choose the card type to identify the physical parts of the storage adapter.

Card type 2BE1 (feature RAID enablement card for embedded IOA) read the following: When working the FRUs from the serviceable event or the failing item list here, the embedded storage adapter (failing item STORIOA) has three physical parts:

- The embedded storage adapter on the I/O backplane.
- The RAID enablement card.
- The Battery charger and carrier card.
- See symbolic FRU FEATCRD for the location codes of the FRUs if they are not listed in the serviceable event or if you are working the failing item list here.

Card type 57CB (embedded IOA with 2BCF battery card for embedded IOA) read the following: When working the FRUs from the serviceable event or the failing item list here, the embedded storage adapter (failing item STORIOA) has two physical parts:

- The embedded storage adapter on the I/O backplane.
- The Battery charger and carrier card.

- See symbolic FRU FEATCRD for the location codes of the FRUs if they are not listed in the serviceable event or if you are working the failing item list here.

Card type 57CF (embedded IOAs on DASD backplane with 2BC2 dual battery charger and carrier card for the embedded IOAs) read the following: When working the FRUs from the serviceable event or the failing item list here, the embedded storage adapter (failing item STORIOA) has two physical parts:

- The embedded storage adapter on the DASD backplane.
- The dual battery charger and carrier card. To determine which battery is connected to which embedded IOA use the bus number of the IOA with symbolic FRU CACHBAT.
- See symbolic FRU FEATCRD for the location code of the dual battery charger and carrier card if it is not listed in the serviceable event or if you are working the failing item list here.

Failing Item:

- FI01105
- STORIOA

57CF9083

Explanation: System log entry only. No service action required.

57CF9084

Explanation: System log entry only. No service action required.

57CF9090

Explanation: Disk unit has been modified after the last known status.

Response: Use Hardware Service Manager to re-IPL the virtual I/O processor that is associated with this I/O adapter. Other resources attached to the virtual I/O processor may then need to be Varied On.

If any reference codes are surfaced, use the new reference code to resolve the problem.

If you cannot resolve the problem, contact your next level of support.

Failing Item:

- SVCDOCS

57CF9091

Explanation: Incorrect hardware configuration change detected.

Response: Use Hardware Service Manager to re-IPL the virtual I/O processor that is associated with this I/O adapter. Other resources attached to the virtual

I/O processor may then need to be Varied On.

If any reference codes are surfaced, use the new reference code to resolve the problem.

If you cannot resolve the problem, contact your next level of support.

Failing Item:

- SVCDOCS

57CF9092

Explanation: Disk unit requires initialization before use.

Failing Item:

- SIP3134

57CF9500

Explanation: Internal program error in driver code.

Failing Item:

- PTFSRCH

57CF9903

Explanation: Tape device information was logged. Informational event, no service required.

57CFC000

Explanation: System log entry only. No service action required.

Response: No action is required. This reference code is logged for information only.

57CFC402

Explanation: Licensed Internal Code error.

Response: Ask your next level of support for assistance.

Failing Item:

- PTFSRCH

57CFFF3D

Explanation: I/O adapter detected a recoverable error.

Response: If you are working with one of the card

(57D2) Reference codes

57D2A001

Explanation: Communications I/O adapter software error or failure configuring hardware.

Failing Item:

- NEXTLVL

types below, the adapter has multiple physical parts. Choose the card type to identify the physical parts of the storage adapter.

Card type 2BE1 (feature RAID enablement card for embedded IOA) read the following: When working the FRUs from the serviceable event or the failing item list here, the embedded storage adapter (failing item STORIOA) has three physical parts:

- The embedded storage adapter on the I/O backplane.
- The RAID enablement card.
- The Battery charger and carrier card.
- See symbolic FRU FEATCRD for the location codes of the FRUs if they are not listed in the serviceable event or if you are working the failing item list here.

Card type 57CB (embedded IOA with 2BCF battery card for embedded IOA) read the following: When working the FRUs from the serviceable event or the failing item list here, the embedded storage adapter (failing item STORIOA) has two physical parts:

- The embedded storage adapter on the I/O backplane.
- The Battery charger and carrier card.
- See symbolic FRU FEATCRD for the location codes of the FRUs if they are not listed in the serviceable event or if you are working the failing item list here.

Card type 57CF (embedded IOAs on DASD backplane with 2BC2 dual battery charger and carrier card for the embedded IOAs) read the following: When working the FRUs from the serviceable event or the failing item list here, the embedded storage adapter (failing item STORIOA) has two physical parts:

- The embedded storage adapter on the DASD backplane.
- The dual battery charger and carrier card. To determine which battery is connected to which embedded IOA use the bus number of the IOA with symbolic FRU CACHBAT.
- See symbolic FRU FEATCRD for the location code of the dual battery charger and carrier card if it is not listed in the serviceable event or if you are working the failing item list here.

Failing Item:

- STORIOA
- ANYBRDG

57D2B940

Explanation: I/O adapter hardware error detected.

Problem determination: View the error details in the service action log or the product activity log. If the secondary code is 00004009 or 4009, the adapter is in a

physical location that does not support the adapter type. Move the adapter to a physical location that supports the adapter type. Otherwise, continue with the next failing item in the failing item list.

Failing Item:

- FI00719
- AJDGP01
- MA_BRDG

(57D3) Reference codes

57D33000

Explanation: USB optical device information was logged. Informational event, no service required.

57D33002

Explanation: Unexpected USB device disconnect detected.

Failing Item:

- USB_DEV

57D33010

Explanation: USB undefined device response.

Failing Item:

- USB_DEV

57D33020

Explanation: USB configuration error. Too many USB devices are plugged. The internal device map is full.

Problem determination: Remove USB devices one at a time until the problem is resolved. In the Service Action Log (SAL) the location of the device that caused this error is listed with the FRU.

Failing Item:

- SVCDOCS
- USB_DEV

57D33100

Explanation: USB device bus error.

Failing Item:

- USB_CBL
- USB_DEV
- USB_IOA

57D331AX

Explanation: USB port over current error detected. The port location is listed in the serviceable event view with the "USBPORT" symbolic FRU. The logical port number is the last character of the URC.

57D2B941

Explanation: One of the ports on the IOA has failed.

Failing Item:

- FI00719
- AJDGP01

Problem determination: USB port numbers start with '1' and are in the hexadecimal range of 1 through F for each USB port on an adapter.

For the USB port identified by the last digit of the URC, there is a problem with the power being drawn by the device. If the device is within operating specifications it may work properly when plugged into another USB port or another USB adapter. If the device is moved to a different port and this error is logged against the port where the device is plugged then the device may be failing. Try moving the device to a different adapter.

If the device operates properly on another USB port or on another system then the problem is with the USB adapter or the adapter's USB port.

Remove the device on the port given in the location code of symbolic FRU "USBPORT" and look for a xxxx31By SRC to be logged where "xxxx" are the same characters as the first four characters of this SRC and 'y' is the same as the last character of this SRC.

- If the xxxx31By SRC is logged at about the same time that you removed the device then examine the location code of symbolic FRU "USBPORT" for the xxxx31By SRC. If the location code for "USBPORT" is the same as the adapter and port location called out by this SRC then the problem at this port has been corrected. The device may be failing. The device may function properly on another USB port or another system.
- If the xxxx31By SRC is not logged then work the failing item list in the serviceable event view or from the list below.

Failing Item:

- SVCDOCS
- USBPORT
- USB_DEV
- USB_IOA

57D331BX

Explanation: USB port over current error removed.

Problem determination: An over current condition that previously existed on this port has been resolved. The port is operating normally. The port location is

listed with symbolic FRU "SVCDOCS" in the serviceable event view. The logical port number is the last character of the SRC.

Failing Item:

- SVCDOCS

57D33202

Explanation: USB optical device information was logged. Informational event, no service required.

57D33400

Explanation: USB unknown device or unexpected device removal. If this SRC appears in a serviceable event view then it requires service. Otherwise no service is required.

Problem determination: Did this error occur during an IPL?

- Yes - The device may have been initializing when an access occurred. Reset / reload the adapter or retry the IPL. If the problem persists then the device is failing.
- No - The device is unknown or was unexpectedly removed.

Failing Item:

- USB_DEV
- USB_CBL

57D33405

Explanation: An error occurred during task initialization for a removable media device. This SRC is logged when an error occurs and the removable media device driver cannot determine the device type or model.

Response: Perform the following:

- Check the Product Activity Log for other entries that indicate interface problems and work those problems.
- Check the device firmware level and apply the latest related PTFs.
- Check for LIC logs with major code 2E00. Contact your next level of support with the information you have gathered.

Problem determination: IPL the IOP to retry the device identification process. If the error persists, then contact your service provider.

Failing Item:

- PTFSRCH

57D34150

Explanation: USB IOA hard PCI error.

Failing Item:

- USB_IOA
- ANYBRDG

57D38100

Explanation: USB IOA manager program error.

Failing Item:

- AJDGP01

57D38150

Explanation: USB hard IOA or device hardware error.

Failing Item:

- USB_DEV
- USB_IOA

57D38300

Explanation: USB IOA hardware error, IOA reset issued.

Failing Item:

- USB_IOA

57D38301

Explanation: USB program error.

Failing Item:

- AJDGP01

57D38303

Explanation: USB port enumerator error.

Failing Item:

- AJDGP01
- USB_IOA

57D3C000

Explanation: USB optical device information was logged. Informational event, no service required.

57D3C402

Explanation: USB optical device LIC information was logged. Informational event, no service required.

57D3FF3D

Explanation: USB optical device successfully recovered from a temporary error. No action is required. This reference code is logged for information only.

57D3FFF3

Explanation: USB media format corrupted.

Failing Item:

- MEDIA

(57D4) Reference codes

57D4A001

Explanation: Communications I/O adapter software error or failure configuring hardware.

Failing Item:

- NEXTLVL

57D4B940

Explanation: I/O adapter hardware error detected.

Problem determination: View the error details in the the product activity log. If the card type is 57D2 and the secondary code is 00004009 or 4009, the adapter is in a physical location that does not support the adapter type. Move the adapter to a physical location that

(57D7) Reference codes

57D71310

Explanation: The I/O adapter resource not available.

Response: The I/O adapter error log is being filled faster than the errors are being reported to the system. Check other errors reported to the system and correct them.

57D73000

Explanation: A permanent failure occurred.

Failing Item:

- STORIOA
- ANYBRDG

57D73020

Explanation: Storage subsystem configuration error.

Failing Item:

- SIP3150

57D73100

- USB_DEV

57D3FFF4

Explanation: USB internal device error.

Failing Item:

- USB_DEV

57D3FFFE

Explanation: USB temporary bus error.

supports the adapter type. Otherwise, continue with the next failing item in the failing item list.

Failing Item:

- FI00719
- AJDGP01
- MA_BRDG

57D4B941

Explanation: One of the ports on the IOA has failed.

Failing Item:

- FI00719
- AJDGP01

Explanation: Device bus interface error occurred.

Failing Item:

- SIP3150

57D73140

Explanation: System log entry only. No service action required.

57D73202

Explanation: Storage subsystem configuration error.

Response: The device is not supported in the current configuration. An I/O processor might be required.

Failing Item:

- SVCDOCS

57D73400

Explanation: Unknown resource error.

Failing Item:

- SIP3150

- FI02112
- STORIOA
- SASCABL

57D73401

Explanation: Device backplane problem.

Failing Item:

- SASEXP
- DEVBPLN

57D73405

Explanation: An error occurred during task initialization for a removable media device. This SRC is logged when an error occurs and the removable media device driver cannot determine the device type or model.

Response: Perform the following:

- Check the Product Activity Log for other entries that indicate interface problems and work those problems.
- Check the device firmware level and apply the latest PTFs.
- Check for LIC logs with major code 2E00. Contact your next level of support with the information you have gathered.

Problem determination: IPL the IOP to retry the device identification process. If the error persists then contact your service provider.

Failing Item:

- PTFSRCH

57D734FF

Explanation: Format in progress.

Response: No action required. This reference code is logged for information only.

57D73601

Explanation: System log entry only. No service action required.

57D74010

Explanation: Configuration error.

Response: Incorrect connection between cascaded enclosures.

Failing Item:

- SIP3142

57D74020

Explanation: Configuration error.

Response: Number of connections exceed I/O adapter design limits.

Failing Item:

- SIP3143

57D74030

Explanation: Configuration error.

Response: Incorrect multipath connection.

Failing Item:

- SIP3144

57D74040

Explanation: Configuration error.

Response: Incomplete multipath connection between I/O adapter and enclosure.

Failing Item:

- SIP3144

57D74041

Explanation: Incomplete multipath connection.

Response: Incomplete multipath connection between device backplane and device.

Failing Item:

- SIP3146

57D74050

Explanation: Enclosure does not support required multipath function.

Failing Item:

- SIP3148

57D74060

Explanation: Multipath redundancy level reduced.

Response: A redundant disk unit connection has failed.

Failing Item:

- SIP3153
 - SASCABL
 - SASEXP
-

57D74061

Explanation: Multipath redundancy level increased.

Response: A redundant disk unit connection has been restored. No service action is required.

57D74070

Explanation: System log entry only. No service action required.

57D74080

Explanation: Storage controller thermal error. The controller exceeded the maximum operating temperature.

Problem determination: Verify that the storage controller is placed in a valid location for this type of controller and enclosure. Perform the procedure listed in the failing items to determine the problem and corrective action.

Failing Item:

- SIP3295

57D74100

Explanation: Device bus fabric error.

Failing Item:

- SIP3152
- SASCABL
- SASEXP
- DEVBPLN
- STORIOA
- FI01105

57D74101

Explanation: Temporary device bus fabric error.

Failing Item:

- SIP3152

57D74110

Explanation: Unsupported enclosure function detected.

Failing Item:

- SIP3145

57D74150

Explanation: I/O adapter detected PCI bus error.

Response: If this event appears in a serviceable event view, work with the failing item list found there. If this

event does not appear in a serviceable event view, no service action is required.

Failing Item:

- BACKPLN
- STORIOA

57D74160

Explanation: I/O adapter detected and recovered a PCI bus error.

Response: If this event appears in a serviceable event view, work with the failing item list found there. If this event does not appear in a serviceable event view, no service action is required.

Failing Item:

- BACKPLN
- STORIOA

57D770DD

Explanation: Disrupt device command completed successfully.

57D78009

Explanation: Impending failure in the cache battery pack or capacitive cache power card.

Failing Item:

- CACHBAT

57D78100

Explanation: Licensed Internal Code error.

Failing Item:

- PTFSRCH
- STORIOA

57D78130

Explanation: IOA detected recoverable device bus error.

Response: If this event appears in a serviceable event view, work with the failing item list found there. If this event does not appear in a serviceable event view, no service action is required.

Failing Item:

- SIP3150

57D78140

Explanation: IOA detected recoverable device bus error.

Response: If this event appears in a serviceable event view, work with the failing item list found there. If this

event does not appear in a serviceable event view, no service action is required.

Failing Item:

- SIP3150

57D78141

Explanation: IOA detected recoverable device error.

Response: No action is required. This reference code is logged for information only.

57D78145

Explanation: Disk device detected recoverable error.

Response: This error is logged against the storage controller resource. Contact your next level of support to determine the part number and location code of the device.

Failing Item:

- NEXTLVL

57D78146

Explanation: Disk device detected recoverable error.

Failing Item:

- FI01105

57D78150

Explanation: A permanent failure occurred.

Failing Item:

- STORIOA
- ANYBRDG

57D78151

Explanation: Licensed Internal Code error.

Failing Item:

- PTFSRCH
- STORIOA

57D78155

Explanation: A permanent failure occurred.

Failing Item:

- PTFSRCH
- STORIOA

57D78156

Explanation: A permanent failure occurred.

Failing Item:

- PTFSRCH

- STORIOA

57D78157

Explanation: I/O adapter card error. The actions and Failing Item list in the Service Action Log will vary based on the conditions this event was logged for.

Response: The FRU list in the Service Action Log will vary based on the conditions this event was logged for. Perform the following:

1. Display the Service Action Log entry for this SRC.
2. If the Failing Item indicates SVCDOCS, then continue with this step. Otherwise go to the next step. Do NOT replace the I/O adapter. This is a recoverable error.
 - LIC will automatically re-IPL the virtual I/O processor associated with the adapter. Other resources attached to the virtual I/O processor may need to be Varied On.
 - If the virtual I/O processor or adapter are not operational then use Hardware Service Manager to manually re-IPL the virtual I/O processor and Vary On attached resources.
 - If manually reIPL-ing the virtual I/O processor fails then contact your next level of support. This ends the procedure.
3. If the Failing Item indicates an I/O adapter, then replace the I/O adapter. Check the list below to determine if the adapter type you are replacing has multiple physical parts.

Problem determination: Perform the following:

1. Display the Service Action Log entry for this SRC.
2. If the Failing Item indicates SVCDOCS, then continue with this step. Otherwise go to the next step. Do NOT replace the I/O adapter. This is a recoverable error.
 - LIC will automatically re-IPL the virtual I/O processor associated with the adapter. Other resources attached to the virtual I/O processor may need to be Varied On.
 - If the virtual I/O processor or adapter are not operational then use Hardware Service Manager to manually re-IPL the virtual I/O processor and Vary On attached resources.
 - If manually reIPL-ing the virtual I/O processor fails then contact your next level of support. This ends the procedure.
3. If the Failing Item indicates an I/O adapter, then contact your next level of support to replace the I/O adapter.

Failing Item:

- SVCDOCS
- STORIOA

57D78300

Explanation: IOA hardware error or PCI bus error.

Problem determination: Perform the following:

1. Examine the location code of the adapter to determine if the adapter is in the system unit or an expansion unit. If the adapter is in an expansion unit, continue with the next step. Otherwise this ends the procedure.
2. If multiple storage adapters in the same expansion unit logged reference code xxxx8300 as a serviceable event at about the same time, continue with the next step. Otherwise this ends the procedure.
3. Suspect a problem with the connection to the enclosure. The problem may have been temporary while working on the unit or while working on the connection or cable(s) to the unit. If the adapter problems were created while working on the unit or working on the connection to the unit, go to step 5.
4. Search for problems logged at about the same time and call out the FRUs that connect the expansion unit to the system unit including the cable(s). Work those problems first, then return to the next step in this procedure.
5. Use Hardware Service Manager (HSM) to verify that the adapters have returned to operational status. Close reference code xxxx8300 problems for adapters that have returned to operational status. Expansion units attached to system units using Light Path service indicators may have activated the FRU fault indicators for those adapters. Use the Service Action Log (SAL) to turn off the FRU fault indicators for adapters that have returned to operational status.
6. Work reference code xxxx8300 problems for any adapters that have not returned to operational status. This ends the procedure.

Failing Item:

- STORIOA
 - ANYBRDG
 - PTFSRCH
-

57D78301

Explanation: Not valid condition in Licensed Internal Code.

Failing Item:

- PTFSRCH
 - STORIOA
-

57D78302

Explanation: Missing Licensed Internal Code.

Response: Ensure that the code necessary to support this I/O adapter is loaded.

Failing Item:

- SVCDOCS
 - STORIOA
-

57D78400

Explanation: Licensed Internal Code error.

Failing Item:

- PTFSRCH
-

57D78404

Explanation: System log entry only. No service action required.

57D79000

Explanation: Device error.

Failing Item:

- FI01105
 - STORIOA
-

57D79001

Explanation: Device configuration error.

Failing Item:

- NEXTLVL
-

57D79002

Explanation: Device error.

Failing Item:

- NEXTLVL
-

57D79008

Explanation: I/O card does not support functions expected by devices.

Failing Item:

- SIP3130
-

57D79010

Explanation: Cache data associated with attached devices cannot be found.

Failing Item:

- SIP3120
-

57D79011

Explanation: Cache data belongs to devices other than those attached.

Failing Item:

- NEXTLVL

57D79020

Explanation: Two or more disk units missing from RAID-5 or RAID-6 array.

Failing Item:

- SIP3111
-

57D79021

Explanation: Two or more disk units missing from RAID-5 or RAID-6 array.

Failing Item:

- SIP3111
-

57D79022

Explanation: Two or more disk units missing from RAID-5 or RAID-6 array.

Failing Item:

- SIP3111
-

57D79023

Explanation: One or more array members not in required physical locations.

Failing Item:

- SIP3112
-

57D79024

Explanation: Array member physical location conflicts with another array.

Failing Item:

- NEXTLVL
-

57D79025

Explanation: Incompatible device.

Response: An incompatible device is at the physical location of the device which is causing the array to be exposed.

Failing Item:

- SIP3110
 - FI02112
-

57D79026

Explanation: Disk unit not found at required physical location.

Response: A previously exposed disk unit in an array was not found at the required physical location.

Failing Item:

- NEXTLVL
-

57D79027

Explanation: Array not functional due to parity out of synchronization.

Response: Array is or would become exposed and parity data is out of synchronization.

Failing Item:

- SIP3113
-

57D79028

Explanation: Maximum number of functional arrays has been exceeded.

Response: Reduce the number of arrays on this I/O adapter. Either move all the devices in an array to another I/O adapter that supports arrays, or stop an array on this I/O adapter.

Failing Item:

- SVCDOCS
-

57D79029

Explanation: Maximum number of functional array members has been exceeded.

Response: Contact your next level of support.

Failing Item:

- NEXTLVL
-

57D79030

Explanation: Array no longer protected due to missing or failed disk unit.

Failing Item:

- SIP3110
 - FI02112
-

57D79031

Explanation: Automatic rebuild initiated for array.

Response: Either a previous rebuild was interrupted and was automatically restarted, or a hot spare disk unit was used to automatically rebuild the array. Look for other reference codes and take action on them.

57D79032

Explanation: A disk unit in an array is missing or failed.

Response: The array is still protected, but the disk unit should be replaced.

Failing Item:

- SIP3110
 - FI02112
-

57D79040

Explanation: Re-synchronization of array parity was initiated.

Response: No action required.

57D79041

Explanation: Background array parity check detected and corrected errors.

Response: Call your next level of support to report the problem.

Failing Item:

- NEXTLVL
-

57D79042

Explanation: Background parity check corrected errors on disk unit.

Response: Call your next level of support to report the problem.

Failing Item:

- NEXTLVL
-

57D79050

Explanation: Required cache data not found for one or more disk units.

Failing Item:

- SIP3131
-

57D79051

Explanation: Cache data exists for one or more missing or failed devices.

Failing Item:

- SIP3132
-

57D79052

Explanation: Cache data exists for one or more modified devices.

Response: Contact your next level of support.

Failing Item:

- NEXTLVL
-

57D79054

Explanation: IOA resources not available due to previous problems.

Failing Item:

- SIP3121
-

57D79055

Explanation: Write cache data is available for attached storage IOA.

Response: No service action required.

57D79070

Explanation: System log entry only. No service action required.

57D79071

Explanation: Link from IOA to auxiliary or remote IOA is operational.

Response: No service action required.

57D79072

Explanation: Link from IOA to auxiliary or remote IOA is non-operational.

Response: No service action required.

57D79073

Explanation: Multiple I/O adapters connected in a not valid configuration.

Failing Item:

- SIP3140
-

57D79074

Explanation: Multiple I/O adapters connected in a not valid configuration.

Response: Multiple I/O adapters not capable of similar functions or controlling the same set of devices.

Failing Item:

- SIP3141
-

57D79075

Explanation: Incomplete multipath connection between IOA and remote IOA.

Failing Item:

- SIP3149
-

57D79076

Explanation: Missing auxiliary IOA or remote IOA.

Failing Item:

- SIP3147
-

57D79081**Explanation:** Device error.**Failing Item:**

- FI01105
 - STORIOA
-

57D79082**Explanation:** Device error.**Failing Item:**

- FI01105
 - STORIOA
-

57D79083**Explanation:** System log entry only. No service action required.

57D79084**Explanation:** System log entry only. No service action required.

57D79090**Explanation:** Disk unit has been modified after the last known status.**Response:** Use Hardware Service Manager to re-IPL the virtual I/O processor that is associated with this I/O adapter. Other resources attached to the virtual I/O processor may then need to be Varied On.

If any reference codes are surfaced, use the new reference code to resolve the problem.

If you cannot resolve the problem, contact your next level of support.

Failing Item:

- SVCDOCS
-

57D79091**Explanation:** Incorrect hardware configuration change detected.**Response:** Use Hardware Service Manager to re-IPL the virtual I/O processor that is associated with this I/O adapter. Other resources attached to the virtual I/O processor may then need to be Varied On.

(57D8) Reference codes

57D81310**Explanation:** The I/O adapter resource not available.**Response:** The I/O adapter error log is being filled faster than the errors are being reported to the system.

If any reference codes are surfaced, use the new reference code to resolve the problem.

If you cannot resolve the problem, contact your next level of support.

Failing Item:

- SVCDOCS
-

57D79092**Explanation:** Disk unit requires initialization before use.**Failing Item:**

- SIP3134
-

57D79500**Explanation:** Internal program error in driver code.**Failing Item:**

- PTFSRCH
-

57D79903**Explanation:** Tape device information was logged. Informational event, no service required.

57D7C000**Explanation:** System log entry only. No service action required.**Response:** No action is required. This reference code is logged for information only.

57D7C402**Explanation:** Licensed Internal Code error.**Response:** Ask your next level of support for assistance.**Failing Item:**

- PTFSRCH
-

57D7FF3D**Explanation:** I/O adapter detected a recoverable error.**Failing Item:**

- STORIOA
 - ANYBRDG
-

Check other errors reported to the system and correct them.

57D83000

57D83020 • 57D84030

Explanation: A permanent failure occurred.

Failing Item:

- STORIOA
- ANYBRDG

57D83020

Explanation: Storage subsystem configuration error.

Failing Item:

- SIP3150

57D83100

Explanation: Device bus interface error occurred.

Failing Item:

- SIP3150

57D83140

Explanation: System log entry only. No service action required.

57D83202

Explanation: Storage subsystem configuration error.

Response: The device is not supported in the current configuration. An I/O processor might be required.

Failing Item:

- SVCDOCS

57D83400

Explanation: Unknown resource error.

Failing Item:

- SIP3150
- FI02112
- STORIOA
- SASCABL

57D83401

Explanation: Device backplane problem.

Failing Item:

- SASEXP
- DEVBPLN

57D83405

Explanation: An error occurred during task initialization for a removable media device. This SRC is logged when an error occurs and the removable media device driver cannot determine the device type or model.

Response: Perform the following:

- Check the Product Activity Log for other entries that indicate interface problems and work those problems.
- Check the device firmware level and apply the latest PTFs.
- Check for LIC logs with major code 2E00. Contact your next level of support with the information you have gathered.

Problem determination: IPL the IOP to retry the device identification process. If the error persists then contact your service provider.

Failing Item:

- PTFSRCH

57D834FF

Explanation: Format in progress.

Response: No action required. This reference code is logged for information only.

57D83601

Explanation: System log entry only. No service action required.

57D84010

Explanation: Configuration error.

Response: Incorrect connection between cascaded enclosures.

Failing Item:

- SIP3142

57D84020

Explanation: Configuration error.

Response: Number of connections exceed I/O adapter design limits.

Failing Item:

- SIP3143

57D84030

Explanation: Configuration error.

Response: Incorrect multipath connection.

Failing Item:

- SIP3144

57D84040

Explanation: Configuration error.

Response: Incomplete multipath connection between I/O adapter and enclosure.

Failing Item:

- SIP3144
-

57D84041

Explanation: Incomplete multipath connection.

Response: Incomplete multipath connection between device backplane and device.

Failing Item:

- SIP3146
-

57D84050

Explanation: Enclosure does not support required multipath function.

Failing Item:

- SIP3148
-

57D84060

Explanation: Multipath redundancy level reduced.

Response: A redundant disk unit connection has failed.

Failing Item:

- SIP3153
 - SASCABL
 - SASEXP
-

57D84061

Explanation: Multipath redundancy level increased.

Response: A redundant disk unit connection has been restored. No service action is required.

57D84070

Explanation: System log entry only. No service action required.

57D84080

Explanation: Storage controller thermal error. The controller exceeded the maximum operating temperature.

Problem determination: Verify that the storage controller is placed in a valid location for this type of controller and enclosure. Perform the procedure listed in the failing items to determine the problem and corrective action.

Failing Item:

- SIP3295
-

57D84100

Explanation: Device bus fabric error.

Failing Item:

- SIP3152
 - SASCABL
 - SASEXP
 - DEVBPLN
 - STORIOA
 - FI01105
-

57D84101

Explanation: Temporary device bus fabric error.

Failing Item:

- SIP3152
-

57D84110

Explanation: Unsupported enclosure function detected.

Failing Item:

- SIP3145
-

57D84150

Explanation: I/O adapter detected PCI bus error.

Response: If this event appears in a serviceable event view, work with the failing item list found there. If this event does not appear in a serviceable event view, no service action is required.

Failing Item:

- BACKPLN
 - STORIOA
-

57D84160

Explanation: I/O adapter detected and recovered a PCI bus error.

Response: If this event appears in a serviceable event view, work with the failing item list found there. If this event does not appear in a serviceable event view, no service action is required.

Failing Item:

- BACKPLN
 - STORIOA
-

57D870DD

Explanation: Disrupt device command completed successfully.

57D88100

Explanation: Licensed Internal Code error.

Failing Item:

- PTFSRCH
- STORIOA

57D88130

Explanation: IOA detected recoverable device bus error.

Response: If this event appears in a serviceable event view, work with the failing item list found there. If this event does not appear in a serviceable event view, no service action is required.

Failing Item:

- SIP3150

57D88140

Explanation: IOA detected recoverable device bus error.

Response: If this event appears in a serviceable event view, work with the failing item list found there. If this event does not appear in a serviceable event view, no service action is required.

Failing Item:

- SIP3150

57D88141

Explanation: IOA detected recoverable device error.

Response: No action is required. This reference code is logged for information only.

57D88145

Explanation: Disk device detected recoverable error.

Response: This error is logged against the storage controller resource. Contact your next level of support to determine the part number and location code of the device.

Failing Item:

- NEXTLVL

57D88146

Explanation: Disk device detected recoverable error.

Failing Item:

- FI01105

57D88150

Explanation: A permanent failure occurred.

Failing Item:

- STORIOA
- ANYBRDG

57D88151

Explanation: Licensed Internal Code error.

Failing Item:

- PTFSRCH
- STORIOA

57D88155

Explanation: A permanent failure occurred.

Failing Item:

- PTFSRCH
- STORIOA

57D88156

Explanation: A permanent failure occurred.

Failing Item:

- PTFSRCH
- STORIOA

57D88157

Explanation: I/O adapter card error. The actions and Failing Item list in the Service Action Log will vary based on the conditions this event was logged for.

Response: The FRU list in the Service Action Log will vary based on the conditions this event was logged for. Perform the following:

1. Display the Service Action Log entry for this SRC.
2. If the Failing Item indicates SVCDOCS, then continue with this step. Otherwise go to the next step. Do NOT replace the I/O adapter. This is a recoverable error.
 - LIC will automatically re-IPL the virtual I/O processor associated with the adapter. Other resources attached to the virtual I/O processor may need to be Varied On.
 - If the virtual I/O processor or adapter are not operational then use Hardware Service Manager

to manually re-IPL the virtual I/O processor and Vary On attached resources.

- If manually reIPL-ing the virtual I/O processor fails then contact your next level of support. This ends the procedure.
3. If the Failing Item indicates an I/O adapter, then replace the I/O adapter. Check the list below to determine if the adapter type you are replacing has multiple physical parts.

Problem determination: Perform the following:

1. Display the Service Action Log entry for this SRC.
2. If the Failing Item indicates SVCDOCS, then continue with this step. Otherwise go to the next step. Do NOT replace the I/O adapter. This is a recoverable error.
 - LIC will automatically re-IPL the virtual I/O processor associated with the adapter. Other resources attached to the virtual I/O processor may need to be Varied On.
 - If the virtual I/O processor or adapter are not operational then use Hardware Service Manager to manually re-IPL the virtual I/O processor and Vary On attached resources.
 - If manually reIPL-ing the virtual I/O processor fails then contact your next level of support. This ends the procedure.
3. If the Failing Item indicates an I/O adapter, then contact your next level of support to replace the I/O adapter.

Failing Item:

- SVCDOCS
- STORIOA

57D88300

Explanation: IOA hardware error or PCI bus error.

Problem determination: Perform the following:

1. Examine the location code of the adapter to determine if the adapter is in the system unit or an expansion unit. If the adapter is in an expansion unit, continue with the next step. Otherwise this ends the procedure.
2. If multiple storage adapters in the same expansion unit logged reference code xxxx8300 as a serviceable event at about the same time, continue with the next step. Otherwise this ends the procedure.
3. Suspect a problem with the connection to the enclosure. The problem may have been temporary while working on the unit or while working on the connection or cable(s) to the unit. If the adapter problems were created while working on the unit or working on the connection to the unit, go to step 5.
4. Search for problems logged at about the same time and call out the FRUs that connect the expansion

unit to the system unit including the cable(s). Work those problems first, then return to the next step in this procedure.

5. Use Hardware Service Manager (HSM) to verify that the adapters have returned to operational status. Close reference code xxxx8300 problems for adapters that have returned to operational status. Expansion units attached to system units using Light Path service indicators may have activated the FRU fault indicators for those adapters. Use the Service Action Log (SAL) to turn off the FRU fault indicators for adapters that have returned to operational status.
6. Work reference code xxxx8300 problems for any adapters that have not returned to operational status. This ends the procedure.

Failing Item:

- STORIOA
- ANYBRDG
- PTFSRCH

57D88301

Explanation: Not valid condition in Licensed Internal Code.

Failing Item:

- PTFSRCH
- STORIOA

57D88302

Explanation: Missing Licensed Internal Code.

Response: Ensure that the code necessary to support this I/O adapter is loaded.

Failing Item:

- SVCDOCS
- STORIOA

57D88400

Explanation: Licensed Internal Code error.

Failing Item:

- PTFSRCH

57D88404

Explanation: System log entry only. No service action required.

57D89000

Explanation: Device error.

Failing Item:

- FI01105

57D89001 • 57D89029

- STORIOA

57D89001

Explanation: Device configuration error.

Failing Item:

- NEXTLVL

57D89002

Explanation: Device error.

Failing Item:

- NEXTLVL

57D89008

Explanation: I/O card does not support functions expected by devices.

Failing Item:

- SIP3130

57D89011

Explanation: Cache data belongs to devices other than those attached.

Failing Item:

- NEXTLVL

57D89020

Explanation: Two or more disk units missing from RAID-5 or RAID-6 array.

Failing Item:

- SIP3111

57D89021

Explanation: Two or more disk units missing from RAID-5 or RAID-6 array.

Failing Item:

- SIP3111

57D89022

Explanation: Two or more disk units missing from RAID-5 or RAID-6 array.

Failing Item:

- SIP3111

57D89023

Explanation: One or more array members not in required physical locations.

Failing Item:

- SIP3112

57D89024

Explanation: Array member physical location conflicts with another array.

Failing Item:

- NEXTLVL

57D89025

Explanation: Incompatible device.

Response: An incompatible device is at the physical location of the device which is causing the array to be exposed.

Failing Item:

- SIP3110
- FI02112

57D89026

Explanation: Disk unit not found at required physical location.

Response: A previously exposed disk unit in an array was not found at the required physical location.

Failing Item:

- NEXTLVL

57D89027

Explanation: Array not functional due to parity out of synchronization.

Response: Array is or would become exposed and parity data is out of synchronization.

Failing Item:

- SIP3113

57D89028

Explanation: Maximum number of functional arrays has been exceeded.

Response: Reduce the number of arrays on this I/O adapter. Either move all the devices in an array to another I/O adapter that supports arrays, or stop an array on this I/O adapter.

Failing Item:

- SVCDPCS

57D89029

Explanation: Maximum number of functional array members has been exceeded.

Response: Contact your next level of support.

Failing Item:

- NEXTLVL

57D89030

Explanation: Array no longer protected due to missing or failed disk unit.

Failing Item:

- SIP3110
- FI02112

57D89031

Explanation: Automatic rebuild initiated for array.

Response: Either a previous rebuild was interrupted and was automatically restarted, or a hot spare disk unit was used to automatically rebuild the array. Look for other reference codes and take action on them.

57D89032

Explanation: A disk unit in an array is missing or failed.

Response: The array is still protected, but the disk unit should be replaced.

Failing Item:

- SIP3110
- FI02112

57D89040

Explanation: Re-synchronization of array parity was initiated.

Response: No action required.

57D89041

Explanation: Background array parity check detected and corrected errors.

Response: Call your next level of support to report the problem.

Failing Item:

- NEXTLVL

57D89042

Explanation: Background parity check corrected errors on disk unit.

Response: Call your next level of support to report the problem.

Failing Item:

- NEXTLVL

57D89050

Explanation: Required cache data not found for one or more disk units.

Failing Item:

- SIP3131

57D89051

Explanation: Cache data exists for one or more missing or failed devices.

Failing Item:

- SIP3132

57D89052

Explanation: Cache data exists for one or more modified devices.

Response: Contact your next level of support.

Failing Item:

- NEXTLVL

57D89054

Explanation: IOA resources not available due to previous problems.

Failing Item:

- SIP3121

57D89055

Explanation: Write cache data is available for attached storage IOA.

Response: No service action required.

57D89070

Explanation: System log entry only. No service action required.

57D89071

Explanation: Link from IOA to auxiliary or remote IOA is operational.

Response: No service action required.

57D89072

Explanation: Link from IOA to auxiliary or remote IOA is non-operational.

Response: No service action required.

57D89073

Explanation: Multiple I/O adapters connected in a not valid configuration.

Failing Item:

- SIP3140

57D89074

Explanation: Multiple I/O adapters connected in a not valid configuration.

Response: Multiple I/O adapters not capable of similar functions or controlling the same set of devices.

Failing Item:

- SIP3141

57D89075

Explanation: Incomplete multipath connection between IOA and remote IOA.

Failing Item:

- SIP3149

57D89076

Explanation: Missing auxiliary IOA or remote IOA.

Failing Item:

- SIP3147

57D89081

Explanation: Device error.

Failing Item:

- FI01105
- STORIOA

57D89082

Explanation: Device error.

Failing Item:

- FI01105
- STORIOA

57D89083

Explanation: System log entry only. No service action required.

57D89084

Explanation: System log entry only. No service action required.

57D89090

Explanation: Disk unit has been modified after the last known status.

Response: Use Hardware Service Manager to re-IPL the virtual I/O processor that is associated with this I/O adapter. Other resources attached to the virtual I/O processor may then need to be Varied On.

If any reference codes are surfaced, use the new reference code to resolve the problem.

If you cannot resolve the problem, contact your next level of support.

Failing Item:

- SVCDOCS

57D89091

Explanation: Incorrect hardware configuration change detected.

Response: Use Hardware Service Manager to re-IPL the virtual I/O processor that is associated with this I/O adapter. Other resources attached to the virtual I/O processor may then need to be Varied On.

If any reference codes are surfaced, use the new reference code to resolve the problem.

If you cannot resolve the problem, contact your next level of support.

Failing Item:

- SVCDOCS

57D89092

Explanation: Disk unit requires initialization before use.

Failing Item:

- SIP3134

57D89500

Explanation: Internal program error in driver code.

Failing Item:

- PTFSRCH

57D89903

Explanation: Tape device information was logged. Informational event, no service required.

57D8C000

Explanation: System log entry only. No service action required.

Response: No action is required. This reference code is logged for information only.

57D8C402

Explanation: Licensed Internal Code error.

Response: Ask your next level of support for assistance.

Failing Item:

- PTFSRCH
-

(57FC) Reference codes

57FC3020

Explanation: Configuration error on port 0.

Response: Too many devices have been configured on port 0. Change the configuration.

Failing Item:

- SVCDOCS
-

57FC3021

Explanation: Configuration error on port 1.

Response: Too many devices have been configured on port 1. Change the configuration.

Failing Item:

- SVCDOCS
-

57FC3022

Explanation: Configuration error on port 2.

Response: Too many devices have been configured on port 2. Change the configuration.

Failing Item:

- SVCDOCS
-

57FC3023

Explanation: Configuration error on port 3.

Response: Too many devices have been configured on port 3. Change the configuration.

Failing Item:

- SVCDOCS
-

57FC3100

Explanation: Interface error on port 0.

Failing Item:

- FCINTF
 - ANYFC
 - FCIOA
 - OPT_CLN
-

57FC3101

57D8FF3D

Explanation: I/O adapter detected a recoverable error.

Failing Item:

- STORIOA
 - ANYBRDG
-

Explanation: Interface error on port 1.

Failing Item:

- FCINTF
 - ANYFC
 - FCIOA
 - OPT_CLN
-

57FC3102

Explanation: Interface error on port 2.

Failing Item:

- FCINTF
 - ANYFC
 - FCIOA
 - OPT_CLN
-

57FC3103

Explanation: Interface error on port 3.

Failing Item:

- FCINTF
 - ANYFC
 - FCIOA
 - OPT_CLN
-

57FC3120

Explanation: An open port was detected on port 0.

Problem determination: Perform the following steps:

1. Check for a missing cable or wrap connector.
2. This error can occur when a shared device is being moved from one LPAR to another LPAR and the port was left open.
3. This error can occur if there is a port or link failure. If you have eliminated the above possibilities contact your next level of support.

Failing Item:

- FCPORT
 - FCIOA
 - FCDEV
 - OPT_CLN
-

57FC3121

Explanation: An open port was detected on port 1.

Problem determination: Perform the following steps:

1. Check for a missing cable or wrap connector.
2. This error can occur when a shared device is being moved from one LPAR to another LPAR and the port was left open.
3. This error can occur if there is a port or link failure. If you have eliminated the above possibilities contact your next level of support.

Failing Item:

- FCPORT
 - FCIOA
 - FCDEV
 - OPT_CLN
-

57FC3122

Explanation: An open port was detected on port 2.

Problem determination: Perform the following steps:

1. Check for a missing cable or wrap connector.
2. This error can occur when a shared device is being moved from one LPAR to another LPAR and the port was left open.
3. This error can occur if there is a port or link failure. If you have eliminated the above possibilities contact your next level of support.

Failing Item:

- FCPORT
 - FCIOA
 - FCDEV
 - OPT_CLN
-

57FC3123

Explanation: An open port was detected on port 3.

Problem determination: Perform the following steps:

1. Check for a missing cable or wrap connector.
2. This error can occur when a shared device is being moved from one LPAR to another LPAR and the port was left open.
3. This error can occur if there is a port or link failure. If you have eliminated the above possibilities contact your next level of support.

Failing Item:

- FCPORT
 - FCIOA
 - FCDEV
 - OPT_CLN
-

57FC3140

Explanation: Port 0 is now operational.

Response: This reference code and the 3120 reference code that occurred before it require no service action, since the port is now operational.

57FC3141

Explanation: Port 1 is now operational.

Response: This reference code and the 3121 reference code that occurred before it require no service action, since the port is now operational.

57FC3142

Explanation: Port 2 is now operational.

Response: This reference code and the 3122 reference code that occurred before it require no service action, since the port is now operational.

57FC3143

Explanation: Port 3 is now operational.

Response: This reference code and the 3123 reference code that occurred before it require no service action, since the port is now operational.

57FC3400

Explanation: Device error.

Failing Item:

- FCDEV
 - FCINTF
 - ANYFC
 - FCIOA
 - OPT_CLN
-

57FC3405

Explanation: An error occurred during task initialization for a removable media device. This SRC is logged when an error occurs and the removable media device driver cannot determine the device type or model.

Response: Perform the following:

- Check the Product Activity Log for other entries that indicate interface problems and work those problems.
- Check the device firmware level and apply the latest PTFs.
- Check for LIC logs with major code 2E00. Contact your next level of support with the information you have gathered.

Problem determination: IPL the IOP to retry the

device identification process. If the error persists then contact your service provider.

Failing Item:

- PTFSRCH

57FC34FF

Explanation: Format in progress.

Response: The device indicated that a format is in progress. When the format is complete, the device should be usable. No action is required. This reference code is logged for information only.

57FC4150

Explanation: I/O adapter detected PCI bus error.

Response: If this event appears in a serviceable event view, work with the failing item list found there. If this event does not appear in a serviceable event view, no service action is required.

Failing Item:

- BACKPLN
- FCIOA

57FC8100

Explanation: Licensed Internal Code error.

Failing Item:

- PTFSRCH
- FCIOA

57FC8130

Explanation: Recovered Fibre Channel interface error on port 0.

Response: No action required. This reference code is logged for information only.

57FC8131

Explanation: Recovered Fibre Channel interface error on port 1.

Response: No action required. This reference code is logged for information only.

57FC8132

Explanation: Recovered Fibre Channel interface error on port 2.

Response: No action required. This reference code is logged for information only.

57FC8133

Explanation: Recovered Fibre Channel interface error on port 3.

Response: No action required. This reference code is logged for information only.

57FC8150

Explanation: A permanent I/O adapter failure occurred.

Failing Item:

- FCIOA
- ANYBRDG
- OPT_CLN

57FC8151

Explanation: Licensed Internal Code error.

Failing Item:

- PTFSRCH
- FCIOA

57FC8300

Explanation: IOA hardware error or PCI bus error.

Failing Item:

- FCIOA
- ANYBRDG
- PTFSRCH
- OPT_CLN

57FC8301

Explanation: Not valid condition in Licensed Internal Code.

Failing Item:

- PTFSRCH
- FCIOA
- OPT_CLN

57FC8302

Explanation: Missing Licensed Internal Code.

Response: Ensure that the code necessary to support this I/O adapter is loaded.

Failing Item:

- SVCDOCS
- FCIOA
- OPT_CLN

57FC9500

Explanation: Internal program error in driver code.

Failing Item:

- PTFSRCH
-

57FC9903

Explanation: Tape device information was logged. Informational event, no service required.

57FCB000

Explanation: System log entry only, no service action required.

Response: No action is required. This reference code is logged for information only.

57FCB402

(57FE) Reference codes

57FE3000

Explanation: USB optical device information was logged. Informational event, no service required.

57FE3002

Explanation: Unexpected USB device disconnect detected.

Failing Item:

- USB_DEV
-

57FE3010

Explanation: USB undefined device response.

Failing Item:

- USB_DEV
-

57FE3020

Explanation: USB configuration error. Too many USB devices are plugged. The internal device map is full.

Problem determination: Remove USB devices one at a time until the problem is resolved. In the Service Action Log (SAL) the location of the device that caused this error is listed with the FRU.

Failing Item:

- SVCDOCS
 - USB_DEV
-

57FE3100

Explanation: USB device bus error.

Explanation: Licensed Internal Code error.

Failing Item:

- PTFSRCH
-

57FCC000

Explanation: System log entry only, no service action required.

Response: No action is required. This reference code is logged for information only.

57FCC402

Explanation: Licensed Internal Code error.

Failing Item:

- PTFSRCH
-

Failing Item:

- USB_CBL
 - USB_DEV
 - USB_IOA
-

57FE31AX

Explanation: USB port over current error detected. The port location is listed in the serviceable event view with the "USBPORT" symbolic FRU. The logical port number is the last character of the URC.

Problem determination: USB port numbers start with '1' and are in the hexadecimal range of 1 through F for each USB port on an adapter.

For the USB port identified by the last digit of the URC, there is a problem with the power being drawn by the device. If the device is within operating specifications it may work properly when plugged into another USB port or another USB adapter. If the device is moved to a different port and this error is logged against the port where the device is plugged then the device may be failing. Try moving the device to a different adapter.

If the device operates properly on another USB port or on another system then the problem is with the USB adapter or the adapter's USB port.

Remove the device on the port given in the location code of symbolic FRU "USBPORT" and look for a xxxx31By SRC to be logged where "xxxx" are the same characters as the first four characters of this SRC and 'y' is the same as the last character of this SRC.

- If the xxxx31By SRC is logged at about the same time that you removed the device then examine the location code of symbolic FRU "USBPORT" for the

xxxx31By SRC. If the location code for "USBPORT" is the same as the adapter and port location called out by this SRC then the problem at this port has been corrected. The device may be failing. The device may function properly on another USB port or another system.

- If the xxxx31By SRC is not logged then work the failing item list in the serviceable event view or from the list below.

Failing Item:

- SVCDOCS
- USBPORT
- USB_DEV
- USB_IOA

57FE31BX

Explanation: USB port over current error removed.

Problem determination: An over current condition that previously existed on this port has been resolved. The port is operating normally. The port location is listed with symbolic FRU "SVCDOCS" in the serviceable event view. The logical port number is the last character of the SRC.

Failing Item:

- SVCDOCS

57FE3202

Explanation: USB optical device information was logged. Informational event, no service required.

57FE3400

Explanation: USB unknown device or unexpected device removal. If this SRC appears in a serviceable event view then it requires service. Otherwise no service is required.

Problem determination: Did this error occur during an IPL?

- Yes - The device may have been initializing when an access occurred. Reset / reload the adapter or retry the IPL. If the problem persists then the device is failing.
- No - The device is unknown or was unexpectedly removed.

Failing Item:

- USB_DEV
- USB_CBL

57FE3405

Explanation: An error occurred during task initialization for a removable media device. This SRC is logged when an error occurs and the removable media device driver cannot determine the device type or model.

Response: Perform the following:

- Check the Product Activity Log for other entries that indicate interface problems and work those problems.
- Check the device firmware level and apply the latest related PTFs.
- Check for LIC logs with major code 2E00. Contact your next level of support with the information you have gathered.

Problem determination: IPL the IOP to retry the device identification process. If the error persists, then contact your service provider.

Failing Item:

- PTFSRCH

57FE4150

Explanation: USB IOA hard PCI error.

Failing Item:

- USB_IOA
- ANYBRDG

57FE8100

Explanation: USB IOA manager program error.

Failing Item:

- AJDGP01

57FE8150

Explanation: USB hard IOA or device hardware error.

Failing Item:

- USB_DEV
- USB_IOA

57FE8300

Explanation: USB IOA hardware error, IOA reset issued.

Failing Item:

- USB_IOA
-

57FE8301**Explanation:** USB program error.**Failing Item:**

- AJDGP01
-

57FE8303**Explanation:** USB port enumerator error.**Failing Item:**

- AJDGP01
 - USB_IOA
-

57FEC000**Explanation:** USB optical device information was logged. Informational event, no service required.

57FEC402**Explanation:** USB optical device LIC information was logged. Informational event, no service required.

57FEFF3D

(57FF) Reference codes

57FF1310**Explanation:** I/O adapter resource not available.**Response:** The I/O adapter error log is being filled faster than the errors are being reported to the system. Check other errors reported to the system and correct them.

57FF3000**Explanation:** A permanent failure occurred.**Failing Item:**

- FI01101
 - ANYBRDG
-

57FF3006**Explanation:** System bus error.**Failing Item:**

- FI01101
 - ANYBRDG
 - PTFSRCH
-

57FF3020**Explanation:** SCSI bus configuration error.**Response:** Error occurred on SCSI bus 0.**Explanation:** USB optical device successfully recovered from a temporary error. No action is required. This reference code is logged for information only.

57FEFFF3**Explanation:** USB media format corrupted.**Failing Item:**

- MEDIA
 - USB_DEV
-

57FEFFF4**Explanation:** USB internal device error.**Failing Item:**

- USB_DEV
-

57FEFFFF**Explanation:** USB temporary bus error.

Failing Item:

- IOPIP17
 - USER
 - FI01107
 - STORIOA
-

57FF3021**Explanation:** SCSI bus configuration error.**Response:** Error occurred on SCSI bus 1.**Failing Item:**

- IOPIP17
 - USER
 - FI01107
 - STORIOA
-

57FF3022**Explanation:** SCSI bus configuration error.**Response:** Error occurred on SCSI bus 2.**Failing Item:**

- IOPIP17
- USER
- FI01107
- STORIOA

57FF3023**Explanation:** SCSI bus configuration error.**Response:** Error occurred on SCSI bus 3.**Failing Item:**

- IOPIP17
 - USER
 - FI01107
 - STORIOA
-

57FF3100**Explanation:** Interface error.**Response:** Error occurred on SCSI bus 0.**Failing Item:**

- IOPIP13
 - FI01107
 - STORIOA
 - FI01140
 - DEVBPLN
-

57FF3101**Explanation:** Interface error.**Response:** Error occurred on SCSI bus 1.**Failing Item:**

- IOPIP13
 - FI01107
 - STORIOA
 - FI01140
 - DEVBPLN
-

57FF3102**Explanation:** Interface error.**Response:** Error occurred on SCSI bus 2.**Failing Item:**

- IOPIP13
 - FI01107
 - STORIOA
 - FI01140
 - DEVBPLN
-

57FF3103**Explanation:** Interface error.**Response:** Error occurred on SCSI bus 3.**Failing Item:**

- IOPIP13
- FI01107

- STORIOA
 - FI01140
 - DEVBPLN
-

57FF3120**Explanation:** Bus is not operational.**Response:** Adding a device to SCSI bus 0 of the I/O Adapter caused the bus to become not operational. Remove the device.**Failing Item:**

- SVCDOCS
-

57FF3121**Explanation:** Bus is not operational.**Response:** Adding a device to SCSI bus 1 of the I/O Adapter caused the bus to become not operational. Remove the device.**Failing Item:**

- SVCDOCS
-

57FF3122**Explanation:** Bus is not operational.**Response:** Adding a device to SCSI bus 2 of the I/O Adapter caused the bus to become not operational. Remove the device.**Failing Item:**

- SVCDOCS
-

57FF3123**Explanation:** Bus is not operational.**Response:** Adding a device to SCSI bus 3 of the I/O Adapter caused the bus to become not operational. Remove the device.**Failing Item:**

- SVCDOCS
-

57FF3140**Explanation:** Bus is operational.**Response:** This reference code and the 3120 reference code that occurred before it require no service action because SCSI bus 0 is now operational.**57FF3141****Explanation:** Bus is operational.**Response:** This reference code and the 3121 reference code that occurred before it require no service action because SCSI bus 1 is now operational.

57FF3142

Explanation: Bus is operational.

Response: This reference code and the 3122 reference code that occurred before it require no service action because SCSI bus 2 is now operational.

57FF3143

Explanation: Bus is operational.

Response: This reference code and the 3123 reference code that occurred before it require no service action because SCSI bus 3 is now operational.

57FF3150

Explanation: SCSI bus configuration error.

Response: Internal and external SCSI cables are connected to SCSI bus 0 at the same time. Correct the SCSI bus 0 configuration.

Failing Item:

- SVCDOCS

57FF3151

Explanation: SCSI bus configuration error.

Response: Internal and external SCSI cables are connected to SCSI bus 1 at the same time. Correct the SCSI bus 1 configuration.

Failing Item:

- SVCDOCS

57FF3200

Explanation: A tape/CD or disk device reported a failure.

Failing Item:

- FI01105
- STORIOA
- MEDIA

57FF3202

Explanation: Storage subsystem configuration error.

Response: The device is not supported in the current configuration. An I/O processor might be required.

Failing Item:

- SVCDOCS

57FF3400

Explanation: Device error.

Response: NOTE: If external devices are attached check EXTSCSI and DEVTERM first.

Failing Item:

- FI02112
- STORIOA
- FI01106
- FI01140

57FF3401

Explanation: Device backplane problem.

Failing Item:

- DEVBPLN

57FF3405

Explanation: An error occurred during task initialization for a removable media device. This SRC is logged when an error occurs and the removable media device driver cannot determine the device type or model.

Response: Perform the following:

- Check the Product Activity Log for other entries that indicate interface problems and work those problems.
- Check the device firmware level and apply the latest PTFs.
- Check for LIC logs with major code 2E00. Contact your next level of support with the information you have gathered.

Problem determination: IPL the IOP to retry the device identification process. If the error persists then contact your service provider.

Failing Item:

- PTFSRCH

57FF34FF

Explanation: A device on this adapter is being formatted. Wait for the formatting to complete.

Failing Item:

- SVCDOCS

57FF3501

Explanation: Licensed Internal Code error.

Response: The device type is either unsupported or the code has not been loaded to support it.

Failing Item:

- FI01105

- PTFSRCH

57FF3601

Explanation: System log entry only. No service action required.

57FF4150

Explanation: I/O adapter detected PCI bus error.

Response: If this event appears in a serviceable event view, work with the failing item list found there. If this event does not appear in a serviceable event view, no service action is required.

If you are working with one of the card types below, the adapter has multiple physical parts. Choose the card type to identify the physical parts of the storage adapter.

Card type 2BE1 (feature RAID enablement card for embedded IOA) read the following: When working the FRUs from the serviceable event or the failing item list here, the embedded storage adapter (STORIOA) has three physical parts:

- The embedded storage adapter on the I/O backplane.
- The RAID enablement card.
- The Battery charger and carrier card.

See symbolic FRU FEATCRD for the location codes of the FRUs if they are not listed in the serviceable event or if you are working the failing item list here.

Card type 57CB (embedded IOA with 2BCF battery card for embedded IOA) read the following: When working the FRUs from the serviceable event or the failing item list here, the embedded storage adapter (STORIOA) has two physical parts:

- The embedded storage adapter on the I/O backplane.
- The Battery charger and carrier card.

See symbolic FRU FEATCRD for the location codes of the FRUs if they are not listed in the serviceable event or if you are working the failing item list here.

Card type 57CF (embedded IOAs on DASD backplane with 2BC2 dual battery charger and carrier card for the embedded IOAs) read the following: When working the FRUs from the serviceable event or the failing item list here, the embedded storage adapters (STORIOA) have two physical parts:

- The embedded storage adapter on the DASD backplane.
- The dual battery charger and carrier card. To determine which battery is connected to which embedded IOA use the bus number of the IOA with symbolic FRU CACHBAT.

See symbolic FRU FEATCRD for the location code of the dual battery charger and carrier card if it is not listed in the serviceable event or if you are working the failing item list here.

Failing Item:

- BACKPLN
- STORIOA

57FF4160

Explanation: I/O adapter detected and recovered a PCI bus error.

Response: If this event appears in a serviceable event view, work with the failing item list found there. If this event does not appear in a serviceable event view, no service action is required.

If you are working with one of the card types below, the adapter has multiple physical parts. Choose the card type to identify the physical parts of the storage adapter.

Card type 2BE1 (feature RAID enablement card for embedded IOA) read the following: When working the FRUs from the serviceable event or the failing item list here, the embedded storage adapter (STORIOA) has three physical parts:

- The embedded storage adapter on the I/O backplane.
- The RAID enablement card.
- The Battery charger and carrier card.

See symbolic FRU FEATCRD for the location codes of the FRUs if they are not listed in the serviceable event or if you are working the failing item list here.

Card type 57CB (embedded IOA with 2BCF battery card for embedded IOA) read the following: When working the FRUs from the serviceable event or the failing item list here, the embedded storage adapter (STORIOA) has two physical parts:

- The embedded storage adapter on the I/O backplane.
- The Battery charger and carrier card.

See symbolic FRU FEATCRD for the location codes of the FRUs if they are not listed in the serviceable event or if you are working the failing item list here.

Card type 57CF (embedded IOAs on DASD backplane with 2BC2 dual battery charger and carrier card for the embedded IOAs) read the following: When working the FRUs from the serviceable event or the failing item list here, the embedded storage adapters (STORIOA) have two physical parts:

- The embedded storage adapter on the DASD backplane.

57FF8008 • 57FF8150

- The dual battery charger and carrier card. To determine which battery is connected to which embedded IOA use the bus number of the IOA with symbolic FRU CACHBAT.

See symbolic FRU FEATCRD for the location code of the dual battery charger and carrier card if it is not listed in the serviceable event or if you are working the failing item list here.

Failing Item:

- BACKPLN
- STORIOA

57FF8008

Explanation: A permanent cache battery pack failure occurred.

Response: NOTE: Under a certain configuration, this SRC may not represent an error that requires a service action. Depending on the configuration of the system, the Storage IOA may have been altered and/or the Storage IOA Cache may have been disabled to allow attachment of OEM Storage that emulates a Load Source drive. If this is the case, this error will be posted each time the IOA is IPLed and it can be ignored.

Failing Item:

- CACHBAT
- STORIOA

57FF8009

Explanation: Impending cache battery pack failure.

Failing Item:

- CACHBAT

57FF8100

Explanation: Licensed Internal Code error.

Failing Item:

- PTFSRCH
- STORIOA

57FF8130

Explanation: IOA detected recoverable device bus error.

Response: An error occurred on SCSI bus 0. No action is required. This reference code is logged for information only.

57FF8131

Explanation: IOA detected recoverable device bus error.

Response: An error occurred on SCSI bus 1. No action is required. This reference code is logged for information only.

57FF8132

Explanation: IOA detected recoverable device bus error.

Response: An error occurred on SCSI bus 2. No action is required. This reference code is logged for information only.

57FF8133

Explanation: IOA detected recoverable device bus error.

Response: An error occurred on SCSI bus 3. No action is required. This reference code is logged for information only.

57FF8140

Explanation: IOA detected recoverable device bus error.

Response: No action is required. This reference code is logged for information only.

57FF8141

Explanation: IOA detected recoverable device error.

Response: No action is required. This reference code is logged for information only.

57FF8145

Explanation: A recoverable error occurred.

Failing Item:

- STORIOA

57FF8146

Explanation: Disk device detected recoverable error.

Failing Item:

- FI01105

57FF8150

Explanation: A permanent failure occurred.

Response: NOTE: Under a certain configuration, this SRC may not represent an error that requires a service action. Depending on the configuration of the system, the Storage IOA may have been altered and/or the

Storage IOA Cache may have been disabled to allow attachment of OEM Storage that emulates a Load Source drive. If this is the case, this error will be posted each time the IOA is IPLed and it can be ignored.

Failing Item:

- STORIOA
- ANYBRDG

57FF8151

Explanation: Licensed Internal Code error.

Failing Item:

- PTFSRCH
- STORIOA

57FF8155

Explanation: A permanent failure occurred.

Failing Item:

- PTFSRCH
- STORIOA

57FF8156

Explanation: A permanent failure occurred.

Failing Item:

- PTFSRCH
- STORIOA

57FF8157

Explanation: I/O adapter card error.

Response: Display the Service Action Log entry for this SRC. If the Failing Item indicates an I/O adapter, then replace the I/O adapter. If the Failing Item indicates SVCDOCS, then do NOT replace the I/O adapter. This is a recoverable error. Perform the following for the I/O processor that the I/O adapter is attached to:

1. If the I/O processor is not operable and disk units are attached, use Hardware Service Manager to re-IPL the IOP. Other resources attached to the IOP may then need to be Varied On.
2. If disk units are not attached, perform the "VRYCFG RESET(*YES)" command to reset the IOP and Vary On attached resources.

Failing Item:

- SVCDOCS

57FF8300

Explanation: IOA hardware error or PCI bus error.

Failing Item:

- STORIOA
- ANYBRDG
- PTFSRCH

57FF8301

Explanation: Not valid condition in Licensed Internal Code.

Failing Item:

- PTFSRCH
- STORIOA

57FF8302

Explanation: Missing Licensed Internal Code.

Response: Ensure that the code necessary to support this I/O adapter is loaded.

Failing Item:

- SVCDOCS
- STORIOA

57FF8400

Explanation: Licensed Internal Code error.

Failing Item:

- PTFSRCH

57FF8404

Explanation: System log entry only. No service action required.

57FF9000

Explanation: Device error.

Failing Item:

- FI01105
- STORIOA

57FF9001

Explanation: Device configuration error.

Failing Item:

- IOPIP33

57FF9002

Explanation: Device error.

Failing Item:

- IOPIP16
- FI01105
- STORIOA
- FI01140
- BACKPLN
- FI01106

57FF9008

Explanation: I/O card does not support functions expected by devices.

Failing Item:

- IOPIP25

57FF9009

Explanation: Call your next level of support for assistance.

Failing Item:

- SVCDOCS

57FF9010

Explanation: Cache data associated with attached devices cannot be found.

Failing Item:

- IOPIP31

57FF9011

Explanation: Cache data belongs to devices other than those attached.

Failing Item:

- IOPIP32

57FF9020

Explanation: Array not functional due to present hardware configuration.

Failing Item:

- IOPIP20

57FF9021

Explanation: Array not functional due to present hardware configuration.

Failing Item:

- IOPIP20

57FF9022

Explanation: Array not functional due to present hardware configuration.

Failing Item:

- IOPIP22

57FF9023

Explanation: Array not functional due to present hardware configuration.

Failing Item:

- IOPIP22

57FF9024

Explanation: Array not functional due to present hardware configuration.

Failing Item:

- IOPIP22

57FF9025

Explanation: Disk unit is not supported at its physical location.

Failing Item:

- IOPIP21

57FF9026

Explanation: Array not functional due to present hardware configuration.

Failing Item:

- IOPIP22

57FF9027

Explanation: Array not functional due to present hardware configuration.

Failing Item:

- IOPIP34

57FF9028

Explanation: Incorrect hardware configuration change detected.

Response: Reduce the number of arrays on this I/O adapter. Either move all the devices in an array to another I/O adapter that supports arrays, or stop an array on this I/O adapter.

Failing Item:

- SVCDOCS
-

57FF9029

Explanation: Incorrect hardware configuration change detected.

Response: Contact your next level of support.

Failing Item:

- SVCDOCS
-

57FF902F

Explanation: Array addendum Product Activity Log entry.

Response: This entry contains additional array information for 90xx reference codes when the array contains more than 10 members. Use the 90xx entry that occurred at the same time as this reference code as the starting point for this problem.

57FF9030

Explanation: Array no longer protected due to missing or failed disk unit.

Failing Item:

- FI02112
 - IOPIP21
-

57FF9031

Explanation: Automatic rebuild initiated for array.

Response: Either a previous rebuild was interrupted and was automatically restarted, or a hot spare disk unit was used to automatically rebuild the array. Look for other reference codes and take action on them.

57FF9032

Explanation: A disk unit in a RAID array is missing or failed.

Response: The array is still protected, but the disk unit should be replaced. Replace the device first if a device is listed first in the Service Action Log. If a device is not listed first in the Service Action Log then perform the procedure.

Failing Item:

- FI02112
 - IOPIP21
-

57FF9040

Explanation: Array protection temporarily suspended.

Response: No action required. Protection will be automatically restarted.

57FF9041

Explanation: Background array parity check detected and corrected errors.

Response: Call your next level of support to report the problem.

Failing Item:

- PTFSRCH
-

57FF9042

Explanation: An array parity error has been detected and corrected.

Response: Call your next level of support to report the problem.

Failing Item:

- NEXTLVL
-

57FF9050

Explanation: Required cache data cannot be located for a disk unit.

Failing Item:

- IOPIP30
-

57FF9051

Explanation: Cache data exists for a missing or failed device.

Response: If all configured units are missing, a 9054 reference code may appear in the product activity log. If so, perform the action indicated for the 9054 reference code.

Otherwise, perform the procedure indicated in the failing item list.

Failing Item:

- IOPIP27
-

57FF9052

Explanation: Cache data exists for device that has been modified.

Response: Contact your next level of support.

Failing Item:

- SVCDOCS
-

57FF9053

Explanation: IOA resources not available due to previous problems.

Response: Take action on other reference codes which have surfaced.

If you cannot get to SST or DST, and cannot perform a

57FF9054 • 57FF9500

type A or B IPL, perform a type D IPL from removable media. Look for Product Activity Log entries for other reference codes and take action on them.

Failing Item:

- SVCDOCS

57FF9054

Explanation: IOA resources not available due to previous problems.

Response: Power off the system and remove all new or replacement disk units. IPL the system to DST. If you cannot perform a type A or B IPL, perform a type D IPL from removable media.

Look for Product Activity Log entries for other reference codes and take action on them.

Failing Item:

- SVCDOCS

57FF9070

Explanation: System log entry only. No service action required.

57FF9071

Explanation: Link from IOA to auxiliary cache IOA went operational.

Response: No service action required.

57FF9072

Explanation: Link from IOA to auxiliary cache IOA went non-operational.

Response: No service action required.

57FF9073

Explanation: Incompatible or non-operational auxiliary cache IOA attached.

Failing Item:

- IOPIP40

57FF9081

Explanation: Device error.

Failing Item:

- FI01105
- STORIOA

57FF9082

Explanation: Device error.

Failing Item:

- IOPIP16
- FI01105
- STORIOA
- FI01140
- BACKPLN
- FI01106

57FF9090

Explanation: Disk unit has been modified after the last known status.

Response: Re-IPL the system. If any reference codes are surfaced, use the new reference code to resolve the problem.

If you cannot resolve the problem, contact your next level of support.

Failing Item:

- SVCDOCS

57FF9091

Explanation: Incorrect hardware configuration change detected.

Response: Re-IPL the system. If any reference codes are surfaced, use the new reference code to resolve the problem.

If you cannot resolve the problem, contact your next level of support.

Failing Item:

- SVCDOCS

57FF9092

Explanation: Disk unit requires initialization before use.

Failing Item:

- IOPIP26

57FF9500

Explanation: Internal program error in driver code.

Failing Item:

- PTFSRCH

57FF9902

Explanation: System log entry only. No service action required.

57FF9903

Explanation: Tape device information was logged. Informational event, no service required.

57FFC000

Explanation: System log entry only. No service action required.

Response: No action is required. This reference code is logged for information only.

57FFC100

Explanation: System log entry only. No service action required.

Response: No action is required. This reference code is logged for information only.

57FFC402

(58B0) Reference codes

58B0102E

Explanation: Out of alternate sectors for disk storage.

Failing Item:

- DISKDRV

58B03002

Explanation: Addressed device failed to respond to selection.

Failing Item:

- DISKDRV
- STORIOA
- DEVBPLN
- SASCABL
- SASEXP

58B03010

Explanation: Disk device returned wrong response to IOA.

Failing Item:

- DISKDRV
- STORIOA
- SASCABL
- SASEXP

Explanation: Licensed Internal Code error.

Response: Ask your next level of support for assistance.

Failing Item:

- PTFSRCH

57FFFF3D

Explanation: I/O adapter detected a recoverable error.

Failing Item:

- STORIOA
- ANYBRDG

57FFFF6D

Explanation: Recoverable system bus error.

Failing Item:

- STORIOA
- ANYBRDG
- PTFSRCH

58B03020

Explanation: Replacement device is not supported.

Failing Item:

- DISKDRV
- STORIOA
- SASCABL

58B03029

Explanation: A device replacement has occurred.

Response: No action required. This reference code is logged for information only.

58B03100

Explanation: Device bus interface error occurred.

Failing Item:

- DISKDRV
- STORIOA
- SASCABL
- SASEXP

58B03109

Explanation: IOA timed out a disk command.

Failing Item:

58B0310C • 58B0FFF3

- DISKDRV
- STORIOA
- SASCABL
- SASEXP

58B0310C

Explanation: Device bus error.

Failing Item:

- SIP3250
- DISKDRV
- STORIOA

58B0310D

Explanation: Device bus error.

Failing Item:

- SIP3250
- DISKDRV
- STORIOA

58B03110

Explanation: Device bus interface error occurred.

Failing Item:

- DISKDRV
- STORIOA
- SASCABL
- SASEXP

58B03130

Explanation: Device Licensed Internal Code.

Response: The device is not supported with the level of code currently on the system. Contact your next level of support.

Failing Item:

- SVCDOCS

58B034FF

Explanation: Format in progress.

Response: No action required. This reference code is logged for information only.

58B04041

Explanation: Incomplete multipath connection.

Response: Incomplete multipath connection between device backplane and device.

Failing Item:

- SIP3146

58B04060

Explanation: Multipath redundancy level reduced.

Response: A redundant disk unit connection has failed.

Failing Item:

- SIP3153
- SASCABL
- SASEXP

58B04061

Explanation: Multipath redundancy level increased.

Response: A redundant disk unit connection has been restored. No service action is required.

58B04100

Explanation: Device bus fabric error.

Failing Item:

- SIP3152
- SASCABL
- SASEXP
- DEVBPLN
- STORIOA
- DISKDRV

58B07000

Explanation: Disk sector read error.

Response: No action required. This reference code is logged for information only.

58B07001

Explanation: Temporary disk data error.

Response: If this event appears in a serviceable event view, work with the failing item list found there. If this event does not appear in a serviceable event view, no service action is required.

Failing Item:

- DISKDRV

58B070DD

Explanation: System log entry only, no service action required.

58B0FFF3

Explanation: Disk media format not valid.

Failing Item:

- DISKDRV

58B0FFF4

Explanation: Disk device problem.

Failing Item:

- DISKDRV
 - STORIOA
-

58B0FFF5

Explanation: Disk sector read error.

Response: If this event appears in a serviceable event view, work with the failing item list found there. If this event does not appear in a serviceable event view, no service action is required.

Failing Item:

- DISKDRV
-

58B0FFF6

Explanation: Disk device detected recoverable error.

Response: If this event appears in a serviceable event view, work with the failing item list found there. If this event does not appear in a serviceable event view, no service action is required.

Failing Item:

- DISKDRV
-

58B0FFF7

Explanation: Temporary disk data error.

Response: If this event appears in a serviceable event view, work with the failing item list found there. If this event does not appear in a serviceable event view, no service action is required.

Failing Item:

- DISKDRV
-

58B0FFF9

Explanation: Temporary disk data error.

Response: If this event appears in a serviceable event view, work with the failing item list found there. If this event does not appear in a serviceable event view, no service action is required.

Failing Item:

- DISKDRV
-

58B0FFFA

Explanation: Temporary disk bus error.

Response: If this event appears in a serviceable event view, work with the failing item list found there. If this event does not appear in a serviceable event view, no service action is required.

Failing Item:

- DISKDRV
 - STORIOA
 - SASCABL
 - SASEXP
-

58B0FFFB

Explanation: SAS bus reset occurred.

Response: No action required. This reference code is logged for information only.

58B0FFFC

Explanation: Soft device bus error.

Response: If this event appears in a serviceable event view, work with the failing item list found there. If this event does not appear in a serviceable event view, no service action is required.

Failing Item:

- SIP3250
 - DISKDRV
 - STORIOA
-

58B0FFFD

Explanation: Soft device bus error.

Response: If this event appears in a serviceable event view, work with the failing item list found there. If this event does not appear in a serviceable event view, no service action is required.

Failing Item:

- SIP3250
 - DISKDRV
 - STORIOA
-

58B0FFFE

Explanation: Temporary disk bus error.

Response: If this event appears in a serviceable event view, work with the failing item list found there. If this event does not appear in a serviceable event view, no service action is required.

Failing Item:

- SIP3150
-

(58B2) Reference codes

58B2102E

Explanation: Out of alternate sectors for disk storage.

Failing Item:

- DISKDRV
-

58B23002

Explanation: Addressed device failed to respond to selection.

Failing Item:

- DISKDRV
 - STORIOA
 - DEVBPLN
 - SASCABL
 - SASEXP
-

58B23010

Explanation: Disk device returned wrong response to IOA.

Failing Item:

- DISKDRV
 - STORIOA
 - SASCABL
 - SASEXP
-

58B23020

Explanation: Replacement device is not supported.

Failing Item:

- DISKDRV
 - STORIOA
 - SASCABL
-

58B23029

Explanation: A device replacement has occurred.

Response: No action required. This reference code is logged for information only.

58B23100

Explanation: Device bus interface error occurred.

Failing Item:

- DISKDRV
 - STORIOA
 - SASCABL
 - SASEXP
-

58B23109

Explanation: IOA timed out a disk command.

Failing Item:

- DISKDRV
 - STORIOA
 - SASCABL
 - SASEXP
-

58B2310C

Explanation: Device bus error.

Failing Item:

- SIP3250
 - DISKDRV
 - STORIOA
-

58B2310D

Explanation: Device bus error.

Failing Item:

- SIP3250
 - DISKDRV
 - STORIOA
-

58B23110

Explanation: Device bus interface error occurred.

Failing Item:

- DISKDRV
 - STORIOA
 - SASCABL
 - SASEXP
-

58B23130

Explanation: Device Licensed Internal Code.

Response: The device is not supported with the level of code currently on the system. Contact your next level of support.

Failing Item:

- SVCDOCS
-

58B234FF

Explanation: Format in progress.

Response: No action required. This reference code is logged for information only.

58B24041

Explanation: Incomplete multipath connection.

Response: Incomplete multipath connection between device backplane and device.

Failing Item:

- SIP3146
-

58B24060

Explanation: Multipath redundancy level reduced.

Response: A redundant disk unit connection has failed.

Failing Item:

- SIP3153
 - SASCABL
 - SASEXP
-

58B24061

Explanation: Multipath redundancy level increased.

Response: A redundant disk unit connection has been restored. No service action is required.

58B24100

Explanation: Device bus fabric error.

Failing Item:

- SIP3152
 - SASCABL
 - SASEXP
 - DEVBPLN
 - STORIOA
 - DISKDRV
-

58B27000

Explanation: Disk sector read error.

Response: No action required. This reference code is logged for information only.

58B27001

Explanation: Temporary disk data error.

Response: If this event appears in a serviceable event view, work with the failing item list found there. If this event does not appear in a serviceable event view, no service action is required.

Failing Item:

- DISKDRV
-

58B270DD

Explanation: System log entry only, no service action required.

58B2FFF3

Explanation: Disk media format not valid.

Failing Item:

- DISKDRV
-

58B2FFF4

Explanation: Disk device problem.

Failing Item:

- DISKDRV
 - STORIOA
-

58B2FFF5

Explanation: Disk sector read error.

Response: If this event appears in a serviceable event view, work with the failing item list found there. If this event does not appear in a serviceable event view, no service action is required.

Failing Item:

- DISKDRV
-

58B2FFF6

Explanation: Disk device detected recoverable error.

Response: If this event appears in a serviceable event view, work with the failing item list found there. If this event does not appear in a serviceable event view, no service action is required.

Failing Item:

- DISKDRV
-

58B2FFF7

Explanation: Temporary disk data error.

Response: If this event appears in a serviceable event view, work with the failing item list found there. If this event does not appear in a serviceable event view, no service action is required.

Failing Item:

- DISKDRV
-

58B2FFF9

Explanation: Temporary disk data error.

Response: If this event appears in a serviceable event view, work with the failing item list found there. If this

58B2FFFA • 58B2FFFE

event does not appear in a serviceable event view, no service action is required.

Failing Item:

- DISKDRV
-

58B2FFFA

Explanation: Temporary disk bus error.

Response: If this event appears in a serviceable event view, work with the failing item list found there. If this event does not appear in a serviceable event view, no service action is required.

Failing Item:

- DISKDRV
 - STORIOA
 - SASCABL
 - SASEXP
-

58B2FFFB

Explanation: SAS bus reset occurred.

Response: No action required. This reference code is logged for information only.

58B2FFFC

Explanation: Soft device bus error.

Response: If this event appears in a serviceable event view, work with the failing item list found there. If this event does not appear in a serviceable event view, no service action is required.

Failing Item:

- SIP3250
 - DISKDRV
 - STORIOA
-

58B2FFFD

Explanation: Soft device bus error.

Response: If this event appears in a serviceable event view, work with the failing item list found there. If this event does not appear in a serviceable event view, no service action is required.

Failing Item:

- SIP3250
- DISKDRV
- STORIOA

58B2FFFE

Explanation: Temporary disk bus error.

Response: If this event appears in a serviceable event view, work with the failing item list found there. If this event does not appear in a serviceable event view, no service action is required.

Failing Item:

- SIP3150

(58B3) Reference codes

58B3102E

Explanation: Out of alternate sectors for disk storage.

Failing Item:

- DISKDRV
-

58B33002

Explanation: Addressed device failed to respond to selection.

Failing Item:

- DISKDRV
 - STORIOA
 - DEVBPLN
 - SASCABL
 - SASEXP
-

58B33010

Explanation: Disk device returned wrong response to IOA.

Failing Item:

- DISKDRV
 - STORIOA
 - SASCABL
 - SASEXP
-

58B33020

Explanation: Replacement device is not supported.

Failing Item:

- DISKDRV
 - STORIOA
 - SASCABL
-

58B33029

Explanation: A device replacement has occurred.

Response: No action required. This reference code is logged for information only.

58B33100

Explanation: Device bus interface error occurred.

Failing Item:

- DISKDRV
- STORIOA
- SASCABL
- SASEXP

58B33109

Explanation: IOA timed out a disk command.

Failing Item:

- DISKDRV
 - STORIOA
 - SASCABL
 - SASEXP
-

58B3310C

Explanation: Device bus error.

Failing Item:

- SIP3250
 - DISKDRV
 - STORIOA
-

58B3310D

Explanation: Device bus error.

Failing Item:

- SIP3250
 - DISKDRV
 - STORIOA
-

58B33110

Explanation: Device bus interface error occurred.

Failing Item:

- DISKDRV
 - STORIOA
 - SASCABL
 - SASEXP
-

58B33130

Explanation: Device Licensed Internal Code.

Response: The device is not supported with the level of code currently on the system. Contact your next level of support.

Failing Item:

- SVCDOCS
-

58B334FF

Explanation: Format in progress.

Response: No action required. This reference code is logged for information only.

58B34041

Explanation: Incomplete multipath connection.

Response: Incomplete multipath connection between device backplane and device.

Failing Item:

- SIP3146
-

58B34060

Explanation: Multipath redundancy level reduced.

Response: A redundant disk unit connection has failed.

Failing Item:

- SIP3153
 - SASCABL
 - SASEXP
-

58B34061

Explanation: Multipath redundancy level increased.

Response: A redundant disk unit connection has been restored. No service action is required.

58B34100

Explanation: Device bus fabric error.

Failing Item:

- SIP3152
 - SASCABL
 - SASEXP
 - DEVBPLN
 - STORIOA
 - DISKDRV
-

58B37000

Explanation: Disk sector read error.

Response: No action required. This reference code is logged for information only.

58B37001

Explanation: Temporary disk data error.

Response: If this event appears in a serviceable event view, work with the failing item list found there. If this event does not appear in a serviceable event view, no service action is required.

Failing Item:

- DISKDRV
-

58B370DD

Explanation: System log entry only, no service action required.

58B3FFF3

Explanation: Disk media format not valid.

Failing Item:

- DISKDRV
-

58B3FFF4

Explanation: Disk device problem.

Failing Item:

- DISKDRV
 - STORIOA
-

58B3FFF5

Explanation: Disk sector read error.

Response: If this event appears in a serviceable event view, work with the failing item list found there. If this event does not appear in a serviceable event view, no service action is required.

Failing Item:

- DISKDRV
-

58B3FFF6

Explanation: Disk device detected recoverable error.

Response: If this event appears in a serviceable event view, work with the failing item list found there. If this event does not appear in a serviceable event view, no service action is required.

Failing Item:

- DISKDRV
-

58B3FFF7

Explanation: Temporary disk data error.

Response: If this event appears in a serviceable event view, work with the failing item list found there. If this event does not appear in a serviceable event view, no service action is required.

Failing Item:

- DISKDRV
-

58B3FFF9

Explanation: Temporary disk data error.

Response: If this event appears in a serviceable event view, work with the failing item list found there. If this

event does not appear in a serviceable event view, no service action is required.

Failing Item:

- DISKDRV

58B3FFFA

Explanation: Temporary disk bus error.

Response: If this event appears in a serviceable event view, work with the failing item list found there. If this event does not appear in a serviceable event view, no service action is required.

Failing Item:

- DISKDRV
- STORIOA
- SASCABL
- SASEXP

58B3FFFB

Explanation: SAS bus reset occurred.

Response: No action required. This reference code is logged for information only.

58B3FFFC

Explanation: Soft device bus error.

Response: If this event appears in a serviceable event view, work with the failing item list found there. If this event does not appear in a serviceable event view, no service action is required.

Failing Item:

- SIP3250
- DISKDRV
- STORIOA

58B3FFFD

Explanation: Soft device bus error.

Response: If this event appears in a serviceable event view, work with the failing item list found there. If this event does not appear in a serviceable event view, no service action is required.

Failing Item:

- SIP3250
- DISKDRV
- STORIOA

58B3FFFE

Explanation: Temporary disk bus error.

Response: If this event appears in a serviceable event view, work with the failing item list found there. If this event does not appear in a serviceable event view, no service action is required.

Failing Item:

- SIP3150

(58B4) Reference codes

58B4102E

Explanation: Out of alternate sectors for disk storage.

Failing Item:

- DISKDRV
-

58B43002

Explanation: Addressed device failed to respond to selection.

Failing Item:

- DISKDRV
 - STORIOA
 - DEVBPLN
 - SASCABL
 - SASEXP
-

58B43010

Explanation: Disk device returned wrong response to IOA.

Failing Item:

- DISKDRV
 - STORIOA
 - SASCABL
 - SASEXP
-

58B43020

Explanation: Replacement device is not supported.

Failing Item:

- DISKDRV
 - STORIOA
 - SASCABL
-

58B43029

Explanation: A device replacement has occurred.

Response: No action required. This reference code is logged for information only.

58B43100

Explanation: Device bus interface error occurred.

Failing Item:

- DISKDRV
 - STORIOA
 - SASCABL
 - SASEXP
-

58B43109

Explanation: IOA timed out a disk command.

Failing Item:

- DISKDRV
 - STORIOA
 - SASCABL
 - SASEXP
-

58B4310C

Explanation: Device bus error.

Failing Item:

- SIP3250
 - DISKDRV
 - STORIOA
-

58B4310D

Explanation: Device bus error.

Failing Item:

- SIP3250
 - DISKDRV
 - STORIOA
-

58B43110

Explanation: Device bus interface error occurred.

Failing Item:

- DISKDRV
 - STORIOA
 - SASCABL
 - SASEXP
-

58B43130

Explanation: Device Licensed Internal Code.

Response: The device is not supported with the level of code currently on the system. Contact your next level of support.

Failing Item:

- SVCDOCS
-

58B434FF

Explanation: Format in progress.

Response: No action required. This reference code is logged for information only.

58B44041

Explanation: Incomplete multipath connection.

Response: Incomplete multipath connection between device backplane and device.

Failing Item:

- SIP3146
-

58B44060

Explanation: Multipath redundancy level reduced.

Response: A redundant disk unit connection has failed.

Failing Item:

- SIP3153
 - SASCABL
 - SASEXP
-

58B44061

Explanation: Multipath redundancy level increased.

Response: A redundant disk unit connection has been restored. No service action is required.

58B44100

Explanation: Device bus fabric error.

Failing Item:

- SIP3152
 - SASCABL
 - SASEXP
 - DEVBPLN
 - STORIOA
 - DISKDRV
-

58B47000

Explanation: Disk sector read error.

Response: No action required. This reference code is logged for information only.

58B47001

Explanation: Temporary disk data error.

Response: If this event appears in a serviceable event view, work with the failing item list found there. If this event does not appear in a serviceable event view, no service action is required.

Failing Item:

- DISKDRV
-

58B470DD

Explanation: System log entry only, no service action required.

58B4FFF3

Explanation: Disk media format not valid.

Failing Item:

- DISKDRV
-

58B4FFF4

Explanation: Disk device problem.

Failing Item:

- DISKDRV
 - STORIOA
-

58B4FFF5

Explanation: Disk sector read error.

Response: If this event appears in a serviceable event view, work with the failing item list found there. If this event does not appear in a serviceable event view, no service action is required.

Failing Item:

- DISKDRV
-

58B4FFF6

Explanation: Disk device detected recoverable error.

Response: If this event appears in a serviceable event view, work with the failing item list found there. If this event does not appear in a serviceable event view, no service action is required.

Failing Item:

- DISKDRV
-

58B4FFF7

Explanation: Temporary disk data error.

Response: If this event appears in a serviceable event view, work with the failing item list found there. If this event does not appear in a serviceable event view, no service action is required.

Failing Item:

- DISKDRV
-

58B4FFF9

Explanation: Temporary disk data error.

Response: If this event appears in a serviceable event view, work with the failing item list found there. If this

58B4FFFA • 58B4FFFE

event does not appear in a serviceable event view, no service action is required.

Failing Item:

- DISKDRV
-

58B4FFFA

Explanation: Temporary disk bus error.

Response: If this event appears in a serviceable event view, work with the failing item list found there. If this event does not appear in a serviceable event view, no service action is required.

Failing Item:

- DISKDRV
 - STORIOA
 - SASCABL
 - SASEXP
-

58B4FFFB

Explanation: SAS bus reset occurred.

Response: No action required. This reference code is logged for information only.

58B4FFFC

Explanation: Soft device bus error.

Response: If this event appears in a serviceable event view, work with the failing item list found there. If this event does not appear in a serviceable event view, no service action is required.

Failing Item:

- SIP3250
 - DISKDRV
 - STORIOA
-

58B4FFFD

Explanation: Soft device bus error.

Response: If this event appears in a serviceable event view, work with the failing item list found there. If this event does not appear in a serviceable event view, no service action is required.

Failing Item:

- SIP3250
- DISKDRV
- STORIOA

58B4FFFE

Explanation: Temporary disk bus error.

Response: If this event appears in a serviceable event view, work with the failing item list found there. If this event does not appear in a serviceable event view, no service action is required.

Failing Item:

- SIP3150

(58B5) Reference codes

58B5102E

Explanation: Out of alternate sectors for disk storage.

Failing Item:

- DISKDRV
-

58B53002

Explanation: Addressed device failed to respond to selection.

Failing Item:

- DISKDRV
 - STORIOA
 - DEVBPLN
 - SASCABL
 - SASEXP
-

58B53010

Explanation: Disk device returned wrong response to IOA.

Failing Item:

- DISKDRV
 - STORIOA
 - SASCABL
 - SASEXP
-

58B53020

Explanation: Replacement device is not supported.

Failing Item:

- DISKDRV
 - STORIOA
 - SASCABL
-

58B53029

Explanation: A device replacement has occurred.

Response: No action required. This reference code is logged for information only.

58B53100

Explanation: Device bus interface error occurred.

Failing Item:

- DISKDRV
 - STORIOA
 - SASCABL
 - SASEXP
-

58B53109

Explanation: IOA timed out a disk command.

Failing Item:

- DISKDRV
 - STORIOA
 - SASCABL
 - SASEXP
-

58B5310C

Explanation: Device bus error.

Failing Item:

- SIP3250
 - DISKDRV
 - STORIOA
-

58B5310D

Explanation: Device bus error.

Failing Item:

- SIP3250
 - DISKDRV
 - STORIOA
-

58B53110

Explanation: Device bus interface error occurred.

Failing Item:

- DISKDRV
 - STORIOA
 - SASCABL
 - SASEXP
-

58B53130

Explanation: Device Licensed Internal Code.

Response: The device is not supported with the level of code currently on the system. Contact your next level of support.

Failing Item:

- SVCDOCS
-

58B534FF

Explanation: Format in progress.

Response: No action required. This reference code is logged for information only.

58B54041

Explanation: Incomplete multipath connection.

Response: Incomplete multipath connection between device backplane and device.

Failing Item:

- SIP3146

58B54060

Explanation: Multipath redundancy level reduced.

Response: A redundant disk unit connection has failed.

Failing Item:

- SIP3153
- SASCABL
- SASEXP

58B54061

Explanation: Multipath redundancy level increased.

Response: A redundant disk unit connection has been restored. No service action is required.

58B54100

Explanation: Device bus fabric error.

Failing Item:

- SIP3152
- SASCABL
- SASEXP
- DEVBPLN
- STORIOA
- DISKDRV

58B57000

Explanation: Disk sector read error.

Response: No action required. This reference code is logged for information only.

58B57001

Explanation: Temporary disk data error.

Response: If this event appears in a serviceable event view, work with the failing item list found there. If this event does not appear in a serviceable event view, no service action is required.

Failing Item:

- DISKDRV

58B570DD

Explanation: System log entry only, no service action required.

58B5FFF3

Explanation: Disk media format not valid.

Failing Item:

- DISKDRV

58B5FFF4

Explanation: Disk device problem.

Failing Item:

- DISKDRV
- STORIOA

58B5FFF5

Explanation: Disk sector read error.

Response: If this event appears in a serviceable event view, work with the failing item list found there. If this event does not appear in a serviceable event view, no service action is required.

Failing Item:

- DISKDRV

58B5FFF6

Explanation: Disk device detected recoverable error.

Response: If this event appears in a serviceable event view, work with the failing item list found there. If this event does not appear in a serviceable event view, no service action is required.

Failing Item:

- DISKDRV

58B5FFF7

Explanation: Temporary disk data error.

Response: If this event appears in a serviceable event view, work with the failing item list found there. If this event does not appear in a serviceable event view, no service action is required.

Failing Item:

- DISKDRV

58B5FFF9

Explanation: Temporary disk data error.

Response: If this event appears in a serviceable event view, work with the failing item list found there. If this

event does not appear in a serviceable event view, no service action is required.

Failing Item:

- DISKDRV

58B5FFFA

Explanation: Temporary disk bus error.

Response: If this event appears in a serviceable event view, work with the failing item list found there. If this event does not appear in a serviceable event view, no service action is required.

Failing Item:

- DISKDRV
- STORIOA
- SASCABL
- SASEXP

58B5FFFB

Explanation: SAS bus reset occurred.

Response: No action required. This reference code is logged for information only.

58B5FFFC

Explanation: Soft device bus error.

Response: If this event appears in a serviceable event view, work with the failing item list found there. If this event does not appear in a serviceable event view, no service action is required.

Failing Item:

- SIP3250
- DISKDRV
- STORIOA

58B5FFFD

Explanation: Soft device bus error.

Response: If this event appears in a serviceable event view, work with the failing item list found there. If this event does not appear in a serviceable event view, no service action is required.

Failing Item:

- SIP3250
- DISKDRV
- STORIOA

58B5FFFE

Explanation: Temporary disk bus error.

Response: If this event appears in a serviceable event view, work with the failing item list found there. If this event does not appear in a serviceable event view, no service action is required.

Failing Item:

- SIP3150

(58B6) Reference codes

58B6102E

Explanation: Out of alternate sectors for disk storage.

Failing Item:

- DISKDRV
-

58B63002

Explanation: Addressed device failed to respond to selection.

Failing Item:

- DISKDRV
 - STORIOA
 - DEVBPLN
 - SASCABL
 - SASEXP
-

58B63010

Explanation: Disk device returned wrong response to IOA.

Failing Item:

- DISKDRV
 - STORIOA
 - SASCABL
 - SASEXP
-

58B63020

Explanation: Replacement device is not supported.

Failing Item:

- DISKDRV
 - STORIOA
 - SASCABL
-

58B63029

Explanation: A device replacement has occurred.

Response: No action required. This reference code is logged for information only.

58B63100

Explanation: Device bus interface error occurred.

Failing Item:

- DISKDRV
 - STORIOA
 - SASCABL
 - SASEXP
-

58B63109

Explanation: IOA timed out a disk command.

Failing Item:

- DISKDRV
 - STORIOA
 - SASCABL
 - SASEXP
-

58B6310C

Explanation: Device bus error.

Failing Item:

- SIP3250
 - DISKDRV
 - STORIOA
-

58B6310D

Explanation: Device bus error.

Failing Item:

- SIP3250
 - DISKDRV
 - STORIOA
-

58B63110

Explanation: Device bus interface error occurred.

Failing Item:

- DISKDRV
 - STORIOA
 - SASCABL
 - SASEXP
-

58B63130

Explanation: Device Licensed Internal Code.

Response: The device is not supported with the level of code currently on the system. Contact your next level of support.

Failing Item:

- SVCDOCS
-

58B634FF

Explanation: Format in progress.

Response: No action required. This reference code is logged for information only.

58B64041

Explanation: Incomplete multipath connection.

Response: Incomplete multipath connection between device backplane and device.

Failing Item:

- SIP3146
-

58B64060

Explanation: Multipath redundancy level reduced.

Response: A redundant disk unit connection has failed.

Failing Item:

- SIP3153
 - SASCABL
 - SASEXP
-

58B64061

Explanation: Multipath redundancy level increased.

Response: A redundant disk unit connection has been restored. No service action is required.

58B64100

Explanation: Device bus fabric error.

Failing Item:

- SIP3152
 - SASCABL
 - SASEXP
 - DEVBPLN
 - STORIOA
 - DISKDRV
-

58B67000

Explanation: Disk sector read error.

Response: No action required. This reference code is logged for information only.

58B67001

Explanation: Temporary disk data error.

Response: If this event appears in a serviceable event view, work with the failing item list found there. If this event does not appear in a serviceable event view, no service action is required.

Failing Item:

- DISKDRV
-

58B670DD

Explanation: System log entry only, no service action required.

58B6FFF3

Explanation: Disk media format not valid.

Failing Item:

- DISKDRV
-

58B6FFF4

Explanation: Disk device problem.

Failing Item:

- DISKDRV
 - STORIOA
-

58B6FFF5

Explanation: Disk sector read error.

Response: If this event appears in a serviceable event view, work with the failing item list found there. If this event does not appear in a serviceable event view, no service action is required.

Failing Item:

- DISKDRV
-

58B6FFF6

Explanation: Disk device detected recoverable error.

Response: If this event appears in a serviceable event view, work with the failing item list found there. If this event does not appear in a serviceable event view, no service action is required.

Failing Item:

- DISKDRV
-

58B6FFF7

Explanation: Temporary disk data error.

Response: If this event appears in a serviceable event view, work with the failing item list found there. If this event does not appear in a serviceable event view, no service action is required.

Failing Item:

- DISKDRV
-

58B6FFF9

Explanation: Temporary disk data error.

Response: If this event appears in a serviceable event view, work with the failing item list found there. If this

58B6FFFA • 58B6FFFE

event does not appear in a serviceable event view, no service action is required.

Failing Item:

- DISKDRV
-

58B6FFFA

Explanation: Temporary disk bus error.

Response: If this event appears in a serviceable event view, work with the failing item list found there. If this event does not appear in a serviceable event view, no service action is required.

Failing Item:

- DISKDRV
 - STORIOA
 - SASCABL
 - SASEXP
-

58B6FFFB

Explanation: SAS bus reset occurred.

Response: No action required. This reference code is logged for information only.

58B6FFFC

Explanation: Soft device bus error.

Response: If this event appears in a serviceable event view, work with the failing item list found there. If this event does not appear in a serviceable event view, no service action is required.

Failing Item:

- SIP3250
 - DISKDRV
 - STORIOA
-

58B6FFFD

Explanation: Soft device bus error.

Response: If this event appears in a serviceable event view, work with the failing item list found there. If this event does not appear in a serviceable event view, no service action is required.

Failing Item:

- SIP3250
- DISKDRV
- STORIOA

58B6FFFE

Explanation: Temporary disk bus error.

Response: If this event appears in a serviceable event view, work with the failing item list found there. If this event does not appear in a serviceable event view, no service action is required.

Failing Item:

- SIP3150

(58B8) Reference codes

58B8102E

Explanation: Out of alternate sectors for disk storage.

Failing Item:

- DISKDRV
-

58B83002

Explanation: Addressed device failed to respond to selection.

Failing Item:

- DISKDRV
 - STORIOA
 - DEVBPLN
 - SASCABL
 - SASEXP
-

58B83010

Explanation: Disk device returned wrong response to IOA.

Failing Item:

- DISKDRV
 - STORIOA
 - SASCABL
 - SASEXP
-

58B83020

Explanation: Replacement device is not supported.

Failing Item:

- DISKDRV
 - STORIOA
 - SASCABL
-

58B83029

Explanation: A device replacement has occurred.

Response: No action required. This reference code is logged for information only.

58B83100

Explanation: Device bus interface error occurred.

Failing Item:

- DISKDRV
 - STORIOA
 - SASCABL
 - SASEXP
-

58B83109

Explanation: IOA timed out a disk command.

Failing Item:

- DISKDRV
 - STORIOA
 - SASCABL
 - SASEXP
-

58B8310C

Explanation: Device bus error.

Failing Item:

- SIP3250
 - DISKDRV
 - STORIOA
-

58B8310D

Explanation: Device bus error.

Failing Item:

- SIP3250
 - DISKDRV
 - STORIOA
-

58B83110

Explanation: Device bus interface error occurred.

Failing Item:

- DISKDRV
 - STORIOA
 - SASCABL
 - SASEXP
-

58B83130

Explanation: Device Licensed Internal Code.

Response: The device is not supported with the level of code currently on the system. Contact your next level of support.

Failing Item:

- SVCDOCS
-

58B834FF

Explanation: Format in progress.

Response: No action required. This reference code is logged for information only.

58B84041

Explanation: Incomplete multipath connection.

Response: Incomplete multipath connection between device backplane and device.

Failing Item:

- SIP3146
-

58B84060

Explanation: Multipath redundancy level reduced.

Response: A redundant disk unit connection has failed.

Failing Item:

- SIP3153
 - SASCABL
 - SASEXP
-

58B84061

Explanation: Multipath redundancy level increased.

Response: A redundant disk unit connection has been restored. No service action is required.

58B84100

Explanation: Device bus fabric error.

Failing Item:

- SIP3152
 - SASCABL
 - SASEXP
 - DEVBPLN
 - STORIOA
 - DISKDRV
-

58B87000

Explanation: Disk sector read error.

Response: No action required. This reference code is logged for information only.

58B87001

Explanation: Temporary disk data error.

Response: If this event appears in a serviceable event view, work with the failing item list found there. If this event does not appear in a serviceable event view, no service action is required.

Failing Item:

- DISKDRV
-

58B870DD

Explanation: System log entry only, no service action required.

58B8FFF3

Explanation: Disk media format not valid.

Failing Item:

- DISKDRV
-

58B8FFF4

Explanation: Disk device problem.

Failing Item:

- DISKDRV
 - STORIOA
-

58B8FFF5

Explanation: Disk sector read error.

Response: If this event appears in a serviceable event view, work with the failing item list found there. If this event does not appear in a serviceable event view, no service action is required.

Failing Item:

- DISKDRV
-

58B8FFF6

Explanation: Disk device detected recoverable error.

Response: If this event appears in a serviceable event view, work with the failing item list found there. If this event does not appear in a serviceable event view, no service action is required.

Failing Item:

- DISKDRV
-

58B8FFF7

Explanation: Temporary disk data error.

Response: If this event appears in a serviceable event view, work with the failing item list found there. If this event does not appear in a serviceable event view, no service action is required.

Failing Item:

- DISKDRV
-

58B8FFF9

Explanation: Temporary disk data error.

Response: If this event appears in a serviceable event view, work with the failing item list found there. If this

event does not appear in a serviceable event view, no service action is required.

Failing Item:

- DISKDRV

58B8FFFA

Explanation: Temporary disk bus error.

Response: If this event appears in a serviceable event view, work with the failing item list found there. If this event does not appear in a serviceable event view, no service action is required.

Failing Item:

- DISKDRV
- STORIOA
- SASCABL
- SASEXP

58B8FFFB

Explanation: SAS bus reset occurred.

Response: No action required. This reference code is logged for information only.

58B8FFFC

Explanation: Soft device bus error.

Response: If this event appears in a serviceable event view, work with the failing item list found there. If this event does not appear in a serviceable event view, no service action is required.

Failing Item:

- SIP3250
- DISKDRV
- STORIOA

58B8FFFD

Explanation: Soft device bus error.

Response: If this event appears in a serviceable event view, work with the failing item list found there. If this event does not appear in a serviceable event view, no service action is required.

Failing Item:

- SIP3250
- DISKDRV
- STORIOA

58B8FFFE

Explanation: Temporary disk bus error.

Response: If this event appears in a serviceable event view, work with the failing item list found there. If this event does not appear in a serviceable event view, no service action is required.

Failing Item:

- SIP3150

(58B9) Reference codes

58B9102E

Explanation: Out of alternate sectors for disk storage.

Failing Item:

- DISKDRV
-

58B93002

Explanation: Addressed device failed to respond to selection.

Failing Item:

- DISKDRV
 - STORIOA
 - DEVBPLN
 - SASCABL
 - SASEXP
-

58B93010

Explanation: Disk device returned wrong response to IOA.

Failing Item:

- DISKDRV
 - STORIOA
 - SASCABL
 - SASEXP
-

58B93020

Explanation: Replacement device is not supported.

Failing Item:

- DISKDRV
 - STORIOA
 - SASCABL
-

58B93029

Explanation: A device replacement has occurred.

Response: No action required. This reference code is logged for information only.

58B93100

Explanation: Device bus interface error occurred.

Failing Item:

- DISKDRV
 - STORIOA
 - SASCABL
 - SASEXP
-

58B93109

Explanation: IOA timed out a disk command.

Failing Item:

- DISKDRV
 - STORIOA
 - SASCABL
 - SASEXP
-

58B9310C

Explanation: Device bus error.

Failing Item:

- SIP3250
 - DISKDRV
 - STORIOA
-

58B9310D

Explanation: Device bus error.

Failing Item:

- SIP3250
 - DISKDRV
 - STORIOA
-

58B93110

Explanation: Device bus interface error occurred.

Failing Item:

- DISKDRV
 - STORIOA
 - SASCABL
 - SASEXP
-

58B93130

Explanation: Device Licensed Internal Code.

Response: The device is not supported with the level of code currently on the system. Contact your next level of support.

Failing Item:

- SVCDOCS
-

58B934FF

Explanation: Format in progress.

Response: No action required. This reference code is logged for information only.

58B94041

Explanation: Incomplete multipath connection.

Response: Incomplete multipath connection between device backplane and device.

Failing Item:

- SIP3146
-

58B94060

Explanation: Multipath redundancy level reduced.

Response: A redundant disk unit connection has failed.

Failing Item:

- SIP3153
 - SASCABL
 - SASEXP
-

58B94061

Explanation: Multipath redundancy level increased.

Response: A redundant disk unit connection has been restored. No service action is required.

58B94100

Explanation: Device bus fabric error.

Failing Item:

- SIP3152
 - SASCABL
 - SASEXP
 - DEVBPLN
 - STORIOA
 - DISKDRV
-

58B97000

Explanation: Disk sector read error.

Response: No action required. This reference code is logged for information only.

58B97001

Explanation: Temporary disk data error.

Response: If this event appears in a serviceable event view, work with the failing item list found there. If this event does not appear in a serviceable event view, no service action is required.

Failing Item:

- DISKDRV
-

58B970DD

Explanation: System log entry only, no service action required.

58B9FFF3

Explanation: Disk media format not valid.

Failing Item:

- DISKDRV
-

58B9FFF4

Explanation: Disk device problem.

Failing Item:

- DISKDRV
 - STORIOA
-

58B9FFF5

Explanation: Disk sector read error.

Response: If this event appears in a serviceable event view, work with the failing item list found there. If this event does not appear in a serviceable event view, no service action is required.

Failing Item:

- DISKDRV
-

58B9FFF6

Explanation: Disk device detected recoverable error.

Response: If this event appears in a serviceable event view, work with the failing item list found there. If this event does not appear in a serviceable event view, no service action is required.

Failing Item:

- DISKDRV
-

58B9FFF7

Explanation: Temporary disk data error.

Response: If this event appears in a serviceable event view, work with the failing item list found there. If this event does not appear in a serviceable event view, no service action is required.

Failing Item:

- DISKDRV
-

58B9FFF9

Explanation: Temporary disk data error.

Response: If this event appears in a serviceable event view, work with the failing item list found there. If this

58B9FFFA • 58B9FFFE

event does not appear in a serviceable event view, no service action is required.

Failing Item:

- DISKDRV

58B9FFFA

Explanation: Temporary disk bus error.

Response: If this event appears in a serviceable event view, work with the failing item list found there. If this event does not appear in a serviceable event view, no service action is required.

Failing Item:

- DISKDRV
- STORIOA
- SASCABL
- SASEXP

58B9FFFB

Explanation: SAS bus reset occurred.

Response: No action required. This reference code is logged for information only.

58B9FFFC

Explanation: Soft device bus error.

Response: If this event appears in a serviceable event view, work with the failing item list found there. If this event does not appear in a serviceable event view, no service action is required.

Failing Item:

- SIP3250
- DISKDRV
- STORIOA

58B9FFFD

Explanation: Soft device bus error.

Response: If this event appears in a serviceable event view, work with the failing item list found there. If this event does not appear in a serviceable event view, no service action is required.

Failing Item:

- SIP3250
- DISKDRV
- STORIOA

58B9FFFE

Explanation: Temporary disk bus error.

Response: If this event appears in a serviceable event view, work with the failing item list found there. If this event does not appear in a serviceable event view, no service action is required.

Failing Item:

- SIP3150

(58BB) Reference codes

58BB102E

Explanation: Out of alternate sectors for disk storage.

Failing Item:

- DISKDRV
-

58BB3002

Explanation: Addressed device failed to respond to selection.

Failing Item:

- DISKDRV
 - STORIOA
 - DEVBPLN
 - SASCABL
 - SASEXP
-

58BB3010

Explanation: Disk device returned wrong response to IOA.

Failing Item:

- DISKDRV
 - STORIOA
 - SASCABL
 - SASEXP
-

58BB3020

Explanation: Replacement device is not supported.

Failing Item:

- DISKDRV
 - STORIOA
 - SASCABL
-

58BB3029

Explanation: A device replacement has occurred.

Response: No action required. This reference code is logged for information only.

58BB3100

Explanation: Device bus interface error occurred.

Failing Item:

- DISKDRV
 - STORIOA
 - SASCABL
 - SASEXP
-

58BB3109

Explanation: IOA timed out a disk command.

Failing Item:

- DISKDRV
 - STORIOA
 - SASCABL
 - SASEXP
-

58BB310C

Explanation: Device bus error.

Failing Item:

- SIP3250
 - DISKDRV
 - STORIOA
-

58BB310D

Explanation: Device bus error.

Failing Item:

- SIP3250
 - DISKDRV
 - STORIOA
-

58BB3110

Explanation: Device bus interface error occurred.

Failing Item:

- DISKDRV
 - STORIOA
 - SASCABL
 - SASEXP
-

58BB3130

Explanation: Device Licensed Internal Code.

Response: The device is not supported with the level of code currently on the system. Contact your next level of support.

Failing Item:

- SVCDOCS
-

58BB34FF

Explanation: Format in progress.

Response: No action required. This reference code is logged for information only.

58BB4041

Explanation: Incomplete multipath connection.

Response: Incomplete multipath connection between device backplane and device.

Failing Item:

- SIP3146

58BB4060

Explanation: Multipath redundancy level reduced.

Response: A redundant disk unit connection has failed.

Failing Item:

- SIP3153
- SASCABL
- SASEXP

58BB4061

Explanation: Multipath redundancy level increased.

Response: A redundant disk unit connection has been restored. No service action is required.

58BB4100

Explanation: Device bus fabric error.

Failing Item:

- SIP3152
- SASCABL
- SASEXP
- DEVBPLN
- STORIOA
- DISKDRV

58BB7000

Explanation: Disk sector read error.

Response: No action required. This reference code is logged for information only.

58BB7001

Explanation: Temporary disk data error.

Response: If this event appears in a serviceable event view, work with the failing item list found there. If this event does not appear in a serviceable event view, no service action is required.

Failing Item:

- DISKDRV

58BB70DD

Explanation: System log entry only, no service action required.

58BBFFF3

Explanation: Disk media format not valid.

Failing Item:

- DISKDRV

58BBFFF4

Explanation: Disk device problem.

Failing Item:

- DISKDRV
- STORIOA

58BBFFF5

Explanation: Disk sector read error.

Response: If this event appears in a serviceable event view, work with the failing item list found there. If this event does not appear in a serviceable event view, no service action is required.

Failing Item:

- DISKDRV

58BBFFF6

Explanation: Disk device detected recoverable error.

Response: If this event appears in a serviceable event view, work with the failing item list found there. If this event does not appear in a serviceable event view, no service action is required.

Failing Item:

- DISKDRV

58BBFFF7

Explanation: Temporary disk data error.

Response: If this event appears in a serviceable event view, work with the failing item list found there. If this event does not appear in a serviceable event view, no service action is required.

Failing Item:

- DISKDRV

58BBFFF9

Explanation: Temporary disk data error.

Response: If this event appears in a serviceable event view, work with the failing item list found there. If this

event does not appear in a serviceable event view, no service action is required.

Failing Item:

- DISKDRV

58BBFFFA

Explanation: Temporary disk bus error.

Response: If this event appears in a serviceable event view, work with the failing item list found there. If this event does not appear in a serviceable event view, no service action is required.

Failing Item:

- DISKDRV
- STORIOA
- SASCABL
- SASEXP

58BBFFFB

Explanation: SAS bus reset occurred.

Response: No action required. This reference code is logged for information only.

58BBFFFC

Explanation: Soft device bus error.

Response: If this event appears in a serviceable event view, work with the failing item list found there. If this event does not appear in a serviceable event view, no service action is required.

Failing Item:

- SIP3250
- DISKDRV
- STORIOA

58BBFFFD

Explanation: Soft device bus error.

Response: If this event appears in a serviceable event view, work with the failing item list found there. If this event does not appear in a serviceable event view, no service action is required.

Failing Item:

- SIP3250
- DISKDRV
- STORIOA

58BBFFFE

Explanation: Temporary disk bus error.

Response: If this event appears in a serviceable event view, work with the failing item list found there. If this event does not appear in a serviceable event view, no service action is required.

Failing Item:

- SIP3150

(58F8) Reference codes

58F83000

Explanation: USB optical device information was logged. Informational event, no service required.

58F83002

Explanation: Unexpected USB device disconnect detected.

Failing Item:

- USB_DEV
-

58F83010

Explanation: USB undefined device response.

Failing Item:

- USB_DEV
-

58F83020

Explanation: USB configuration error. Too many USB devices are plugged. The internal device map is full.

Problem determination: Remove USB devices one at a time until the problem is resolved. In the Service Action Log (SAL) the location of the device that caused this error is listed with the FRU.

Failing Item:

- SVCDOCS
 - USB_DEV
-

58F83100

Explanation: USB device bus error.

Failing Item:

- USB_CBL
 - USB_DEV
 - USB_IOA
-

58F831AX

Explanation: USB port over current error detected. The port location is listed in the serviceable event view with the "USBPORT" symbolic FRU. The logical port number is the last character of the URC.

Problem determination: USB port numbers start with '1' and are in the hexadecimal range of 1 through F for each USB port on an adapter.

For the USB port identified by the last digit of the URC, there is a problem with the power being drawn by the device. If the device is within operating specifications it may work properly when plugged into another USB port or another USB adapter. If the device is moved to a different port and this error is logged

against the port where the device is plugged then the device may be failing. Try moving the device to a different adapter.

If the device operates properly on another USB port or on another system then the problem is with the USB adapter or the adapter's USB port.

Remove the device on the port given in the location code of symbolic FRU "USBPORT" and look for a xxxx31By SRC to be logged where "xxxx" are the same characters as the first four characters of this SRC and 'y' is the same as the last character of this SRC.

- If the xxxx31By SRC is logged at about the same time that you removed the device then examine the location code of symbolic FRU "USBPORT" for the xxxx31By SRC. If the location code for "USBPORT" is the same as the adapter and port location called out by this SRC then the problem at this port has been corrected. The device may be failing. The device may function properly on another USB port or another system.
- If the xxxx31By SRC is not logged then work the failing item list in the serviceable event view or from the list below.

Failing Item:

- SVCDOCS
 - USBPORT
 - USB_DEV
 - USB_IOA
-

58F831BX

Explanation: USB port over current error removed.

Problem determination: An over current condition that previously existed on this port has been resolved. The port is operating normally. The port location is listed with symbolic FRU "SVCDOCS" in the serviceable event view. The logical port number is the last character of the SRC.

Failing Item:

- SVCDOCS
-

58F83202

Explanation: USB optical device information was logged. Informational event, no service required.

58F83400

Explanation: USB unknown device or unexpected device removal. If this SRC appears in a serviceable event view then it requires service. Otherwise no service is required.

Problem determination: Did this error occur during an IPL?

- Yes - The device may have been initializing when an access occurred. Reset / reload the adapter or retry the IPL. If the problem persists then the device is failing.
- No - The device is unknown or was unexpectedly removed.

Failing Item:

- USB_DEV
- USB_CBL

58F83405

Explanation: An error occurred during task initialization for a removable media device. This SRC is logged when an error occurs and the removable media device driver cannot determine the device type or model.

Response: Perform the following:

- Check the Product Activity Log for other entries that indicate interface problems and work those problems.
- Check the device firmware level and apply the latest related PTFs.
- Check for LIC logs with major code 2E00. Contact your next level of support with the information you have gathered.

Problem determination: IPL the IOP to retry the device identification process. If the error persists, then contact your service provider.

Failing Item:

- PTFSRCH

58F84150

Explanation: USB IOA hard PCI error.

Failing Item:

- USB_IOA
- ANYBRDG

58F88100

Explanation: USB IOA manager program error.

Failing Item:

- AJDGP01

58F88150

Explanation: USB hard IOA or device hardware error.

Failing Item:

- USB_DEV
- USB_IOA

58F88300

Explanation: USB IOA hardware error, IOA reset issued.

Failing Item:

- USB_IOA

58F88301

Explanation: USB program error.

Failing Item:

- AJDGP01

58F88303

Explanation: USB port enumerator error.

Failing Item:

- AJDGP01
- USB_IOA

58F8C000

Explanation: USB optical device information was logged. Informational event, no service required.

58F8C402

Explanation: USB optical device LIC information was logged. Informational event, no service required.

58F8FF3D

Explanation: USB optical device successfully recovered from a temporary error. No action is required. This reference code is logged for information only.

58F8FFF3

Explanation: USB media format corrupted.

Failing Item:

- MEDIA
- USB_DEV

58F8FFF4

Explanation: USB internal device error.

Failing Item:

- USB_DEV

58F8FFFE

Explanation: USB temporary bus error.

(58F9) Reference codes

58F93000

Explanation: USB optical device information was logged. Informational event, no service required.

another USB port or another USB adapter. If the device is moved to a different port and this error is logged against the port where the device is plugged then the device may be failing. Try moving the device to a different adapter.

58F93002

Explanation: Unexpected USB device disconnect detected.

If the device operates properly on another USB port or on another system then the problem is with the USB adapter or the adapter's USB port.

Failing Item:

- USB_DEV

Remove the device on the port given in the location code of symbolic FRU "USBPORT" and look for a xxxx31By SRC to be logged where "xxxx" are the same characters as the first four characters of this SRC and 'y' is the same as the last character of this SRC.

58F93010

Explanation: USB undefined device response.

- If the xxxx31By SRC is logged at about the same time that you removed the device then examine the location code of symbolic FRU "USBPORT" for the xxxx31By SRC. If the location code for "USBPORT" is the same as the adapter and port location called out by this SRC then the problem at this port has been corrected. The device may be failing. The device may function properly on another USB port or another system.

Failing Item:

- USB_DEV

- If the xxxx31By SRC is not logged then work the failing item list in the serviceable event view or from the list below.

58F93020

Explanation: USB configuration error. Too many USB devices are plugged. The internal device map is full.**Failing Item:****Problem determination:** Remove USB devices one at a time until the problem is resolved. In the Service Action Log (SAL) the location of the device that caused this error is listed with the FRU.**Failing Item:**

- SVCDOCS
- USB_DEV

- SVCDOCS
- USBPORT
- USB_DEV
- USB_IOA

58F93100

Explanation: USB device bus error.

58F931BX

Explanation: USB port over current error removed.**Failing Item:**

- USB_CBL
- USB_DEV
- USB_IOA

Problem determination: An over current condition that previously existed on this port has been resolved. The port is operating normally. The port location is listed with symbolic FRU "SVCDOCS" in the serviceable event view. The logical port number is the last character of the SRC.

58F931AX

Explanation: USB port over current error detected. The port location is listed in the serviceable event view with the "USBPORT" symbolic FRU. The logical port number is the last character of the URC.**Failing Item:**

- SVCDOCS

Problem determination: USB port numbers start with '1' and are in the hexadecimal range of 1 through F for each USB port on an adapter.

For the USB port identified by the last digit of the URC, there is a problem with the power being drawn by the device. If the device is within operating specifications it may work properly when plugged into

58F93202

Explanation: USB optical device information was logged. Informational event, no service required.

58F93400

Explanation: USB unknown device or unexpected device removal. If this SRC appears in a serviceable

event view then it requires service. Otherwise no service is required.

Problem determination: Did this error occur during an IPL?

- Yes - The device may have been initializing when an access occurred. Reset / reload the adapter or retry the IPL. If the problem persists then the device is failing.
- No - The device is unknown or was unexpectedly removed.

Failing Item:

- USB_DEV
- USB_CBL

58F93405

Explanation: An error occurred during task initialization for a removable media device. This SRC is logged when an error occurs and the removable media device driver cannot determine the device type or model.

Response: Perform the following:

- Check the Product Activity Log for other entries that indicate interface problems and work those problems.
- Check the device firmware level and apply the latest related PTFs.
- Check for LIC logs with major code 2E00. Contact your next level of support with the information you have gathered.

Problem determination: IPL the IOP to retry the device identification process. If the error persists, then contact your service provider.

Failing Item:

- PTFSRCH

58F94150

Explanation: USB IOA hard PCI error.

Failing Item:

- USB_IOA
- ANYBRDG

58F98100

Explanation: USB IOA manager program error.

Failing Item:

- AJDGP01

58F98150

Explanation: USB hard IOA or device hardware error.

Failing Item:

- USB_DEV
- USB_IOA

58F98300

Explanation: USB IOA hardware error, IOA reset issued.

Failing Item:

- USB_IOA

58F98301

Explanation: USB program error.

Failing Item:

- AJDGP01

58F98303

Explanation: USB port enumerator error.

Failing Item:

- AJDGP01
- USB_IOA

58F9C000

Explanation: USB optical device information was logged. Informational event, no service required.

58F9C402

Explanation: USB optical device LIC information was logged. Informational event, no service required.

58F9FF3D

Explanation: USB optical device successfully recovered from a temporary error. No action is required. This reference code is logged for information only.

58F9FFF3

Explanation: USB media format corrupted.

Failing Item:

- MEDIA
- USB_DEV

58F9FFF4**Explanation:** USB internal device error.**Failing Item:**

- USB_DEV
-

58F9FFFE**Explanation:** USB temporary bus error.

(5907) Reference codes

A tape or tape library device failure occurred.

Note: Use this table to handle reference codes that might be displayed during a type D IPL to install the operating system. If you are not performing a type D IPL of the operating system, consult any error logs found in the serviceable event view. If you cannot locate an error log in the serviceable event view that corresponds with the failure, run a verification test for the tape unit.

1. Verify that the device has power.
2. Check the device for any error indications. Refer to the device service information to resolve any error indications.
3. Clean the recording head in the tape device.
4. Attempt the failing operation again. Does the operation complete successfully?

Yes: You have corrected the problem. **This ends the procedure.**

No: Look at the 8 rightmost characters of the Data display for Function 11, which represent the reference code. Find the reference code in the following list.

59073000**Explanation:** I/O adapter hardware error detected.**Failing Item:**

- FI01112
-

59073202**Explanation:** Tape unit configuration error.**Response:** Before exchanging any parts, verify that the following condition is not present:

- The attached device type or model is only supported on an I/O adapter that is attached to an I/O processor.

Failing Item:

- TAPCNFG
 - FI00871
-

59073400**Explanation:** Device error has occurred.**Failing Item:**

- FI00872
 - DEVTERM
 - FI00871
 - FI01103
 - FI01106
-

59079020**Explanation:** Tape unit configuration error.**Response:** Before exchanging any parts, verify that the following conditions are not present:

- Tape and DASD devices attached to an I/O Processor that does not support Tape and Dasd devices at the same time.
- An unsupported device type or model is attached.

Failing Item:

- TAPCNFG
 - FI00871
 - PTFSRCH
-

59079100**Explanation:** Interface error detected by system or by tape unit.**Response:** If the attached device is an external device, do the following before exchanging any parts:

1. Ensure that the signal cable is seated correctly, and that there are no bent or damaged pins on the cable.
2. For a SCSI attached device ensure that a terminating plug is attached to the device end of the cable.

If the attached tape device is owned by a Virtual I/O Server partition refer to Troubleshooting the Virtual I/O Server to determine the parts to replace.

Failing Item:

- FI00871
- FI01112

- FI00872
- DEVTERM

59079101

Explanation: Fibre Channel interface error detected.

Response: If the attached device is an external device, do the following before exchanging any parts:

1. Ensure that the Fibre Channel cable is correctly connected to the ports.
2. Clean the Fibre Channel connectors.
3. If there is a switch or hub attached, verify that it is operational.
4. If there is a gateway device attached, refer to the gateway device service documentation for additional problem analysis procedures.
5. refer to the tape device service documentation for additional problem analysis procedures.

If the attached tape device is owned by a Virtual I/O Server partition refer to Troubleshooting the Virtual I/O Server to determine the parts to replace.

Failing Item:

- FCIOA
- FCDEV
- FCCABLE

59079102

Explanation: Gateway device detected a SCSI interface error.

Response: Use the gateway device service documentation to analyze the problem.

Failing Item:

- FI00871
- FCGATE
- FI00872
- DEVTERM

59079103

Explanation: Interface error detected by system or by tape unit.

Response: If the attached device is an external tape device, do the following before exchanging any parts:

1. Ensure that the SAS cable is correctly connected to the ports.
2. Ensure that the device has power.

If the attached tape device is owned by a Virtual I/O Server partition refer to Troubleshooting the Virtual I/O Server to determine the parts to replace.

Failing Item:

- FI00871
- FI01112
- SASCABL

59079104

Explanation: Interface error detected by system or by tape unit.

Response: If the attached device is an external tape device, do the following before exchanging any parts:

1. Ensure that the USB cable is correctly connected to the ports.
2. Ensure that the device has power.

If the attached tape device is owned by a Virtual I/O Server partition refer to Troubleshooting the Virtual I/O Server to determine the parts to replace.

Failing Item:

- USB_DEV
- USB_IOA
- USB_CBL

59079200

Explanation: Tape unit is not responding.

Response: If the attached device is an external device, do the following before exchanging any parts:

1. Ensure that the device is powered on.
2. Ensure that the signal cable is seated correctly, and that there are no bent or damaged pins on the cable.
3. For a SCSI attached device ensure that a terminating plug is attached to the device end of the SCSI cable.

If the attached tape device is owned by a Virtual I/O Server partition refer to Troubleshooting the Virtual I/O Server to determine the parts to replace.

Failing Item:

- FI00871
- FI01112
- FI00872
- DEVTERM

59079201

Explanation: Tape unit command timeout.

Response: If the attached device is an external device, do the following before exchanging any parts:

1. Ensure that the device is powered on.
2. If an interposer is required, make sure that it is connected between the I/O processor and the SCSI cable.

59079202 • 59079302

3. Ensure that the signal cable is seated correctly, and that there are no bent or damaged pins on the SCSI cable.
4. Ensure that a terminating plug is attached to the device end of the SCSI cable.
5. If the attached tape device is owned by a Virtual I/O Server partition it may be necessary to reset the virtual IOP to recover from the error.

Failing Item:

- FI00871
 - FI01112
 - FI00872
 - DEVTERM
 - MEDIA
-

59079202

Explanation: Tape unit failed after Licensed Internal Code was loaded.

Response: If the attached device is an external device, do the following before exchanging any parts:

1. Ensure that the device is powered on.
2. If an interposer is required, make sure that it is connected between the I/O processor and the SCSI cable.
3. Ensure that the SCSI cable is seated correctly, and that there are no bent or damaged pins on the SCSI cable.
4. Ensure that a terminating plug is attached to the device end of the SCSI cable.

Failing Item:

- FI00871
 - FI01112
 - FI00872
 - DEVTERM
-

59079210

Explanation: Illegal or unsupported tape unit response.

Failing Item:

- FI00871
 - FI01112
 - PTFSRCH
-

59079211

Explanation: Gateway device detected a bus protocol error.

Response: Use the gateway device service documentation to analyze the problem.

Failing Item:

- FCGATE
 - FCIOA
 - FI00871
 - ANYFC
 - FCCABLE
 - FI00872
 - DEVTERM
-

59079220

Explanation: Hardware configuration change detected.

Response: The tape device or tape library device has reported a configuration change that requires the I/O processor to be reset. Reset the I/O processor before using the device.

59079221

Explanation: I/O path change occurred.

Response: No action required. This reference code is logged for information only.

59079300

Explanation: Tape unit failure.

Failing Item:

- FI00871
-

59079301

Explanation: Tape device failure, redundancy lost.

Response: The tape unit detected a hardware failure that does not prevent the tape unit from completing the current operation.

Failing Item:

- FI00871
-

59079302

Explanation: Tape device failure or media error.

Response: The tape unit detected a failure that may be caused by a hardware failure or a media error.

Refer to the tape unit service information for possible information on diagnostic tests that can be run to isolate between hardware and media failures.

Failing Item:

- MEDIA
 - FI00871
-

59079303

Explanation: Gateway device failure.

Response: Use the gateway device service documentation to analyze the problem.

Failing Item:

- FCGATE
-

59079304

Explanation: Tape unit failure.

Response: Before exchanging any parts, do the following:

1. Ensure that the EKM/TKLM server is operational and properly configured.
2. Ensure that the mounted cartridge is in the EKM/TKLM server database.

Failing Item:

- USER
 - FI00871
-

59079310

Explanation: Licensed Internal Code for the tape unit is not correct.

Failing Item:

- PTFSRCH
 - FI00871
-

59079320

Explanation: Tape device Licensed Internal Code failure.

Failing Item:

- FI00130
 - FI00871
-

59079321

Explanation: Gateway device Licensed Internal Code error.

Response: Use the gateway device service documentation to analyze the problem.

Failing Item:

- FCCODE
-

59079350

Explanation: Tape unit detected a read or write error on tape medium.

Response: A permanent read or write error occurred. Clean the tape unit and retry the operation.

If cleaning the tape unit does not correct the problem, exchange the tape media.

Failing Item:

- MEDIA
 - TAPCLN
 - FI00871
-

59079351

Explanation: Tape with excessive error rate was mounted in tape device.

Response: The tape unit detected that the mounted tape cartridge has a history of excessive read and write errors. It is recommended that you exchange the tape cartridge.

Failing Item:

- MEDIA
 - TAPCLN
 - FI00871
-

59079355

Explanation: The data format is incorrect; the tape cannot be read.

Response: The tape unit has detected that the data format on the tape media is not supported or that the tape media is defective. Do the following before exchanging any parts:

1. Initialize the tape to a different format.
2. Clean the tape unit.

If the operation continues to fail, use a different tape cartridge.

Failing Item:

- USER
 - MEDIA
 - TAPCLN
 - FI00871
-

59079500

Explanation: Licensed Internal Code error.

Response: If the system is operational, perform a dump of the I/O processor data.

Failing Item:

- PTFSRCH
-

59079501

Explanation: Licensed Internal Code error.

Failing Item:

- PTFSRCH

59079800

Explanation: System successfully recovered from temporary I/O error.

Response: No action required. This reference code is logged for information only.

59079801

Explanation: System successfully recovered from temporary I/O error.

Response: No action required. This reference code is logged for information only.

59079802

Explanation: System successfully recovered from temporary I/O error.

Response: No action required. This reference code is logged for information only.

59079803

Explanation: System successfully recovered from temporary I/O error.

Response: No action required. This reference code is logged for information only.

59079804

Explanation: System successfully recovered from temporary I/O error.

Response: No action required. This reference code is logged for information only.

59079805

Explanation: System successfully recovered from temporary I/O error.

Response: No action required. This reference code is logged for information only.

59079806

Explanation: System successfully recovered from temporary I/O error.

Response: No action required. This reference code is logged for information only.

59079810

Explanation: Problem analysis has determined a part should be replaced.

Response: This reference code is used for ending Online Problem Analysis with a list of failing items. (Information Only.)

59079899

Explanation: Problem analysis completed, the problem has been corrected.

Response: This reference code is used for ending Online Problem Analysis when no problem was found or the problem was corrected.

59079900

Explanation: Licensed Internal Code for tape unit was not upgraded.

Response: The I/O processor loading of Licensed Internal Code (LIC) to the programmable tape unit was not completed.

The tape unit will continue to operate with the previous LIC. You may do either of the following:

- Wait for next IPL when the system will attempt to load the LIC for the tape drive again.
- Perform TUIPI04 to reset the IOP and the tape unit. When the IOP is reset, if the device has the wrong level of LIC, the IOP will attempt to load the new LIC.

Failing Item:

- USER
-

59079901

Explanation: Tape performance statistics logged.

Response: No action required. This reference code is logged for information only.

59079902

Explanation: An IOP dump was initiated.

Response: No action required.

59079903

Explanation: Tape device information logged.

Response: No action required. This reference code is logged for information only.

5907FFF6

Explanation: Tape volume statistics logged (no action required).

(59BE) Reference codes

59BE102E

Explanation: Out of alternate sectors for disk storage.

Failing Item:

- DISKDRV
-

59BE3002

Explanation: Addressed device failed to respond to selection.

Failing Item:

- DISKDRV
 - STORIOA
 - DEVBPLN
 - SASCABL
 - SASEXP
-

59BE3010

Explanation: Disk device returned wrong response to IOA.

Failing Item:

- DISKDRV
 - STORIOA
 - SASCABL
 - SASEXP
-

59BE3020

Explanation: Replacement device is not supported.

Failing Item:

- DISKDRV
 - STORIOA
 - SASCABL
-

59BE3029

Explanation: A device replacement has occurred.

Response: No action required. This reference code is logged for information only.

59BE3100

Explanation: Device bus interface error occurred.

Failing Item:

- DISKDRV
 - STORIOA
 - SASCABL
 - SASEXP
-

59BE3109

Explanation: IOA timed out a disk command.

Failing Item:

- DISKDRV
 - STORIOA
 - SASCABL
 - SASEXP
-

59BE310C

Explanation: Device bus error.

Failing Item:

- SIP3250
 - DISKDRV
 - STORIOA
-

59BE310D

Explanation: Device bus error.

Failing Item:

- SIP3250
 - DISKDRV
 - STORIOA
-

59BE3110

Explanation: Device bus interface error occurred.

Failing Item:

- DISKDRV
 - STORIOA
 - SASCABL
 - SASEXP
-

59BE3130

Explanation: Device Licensed Internal Code.

Response: The device is not supported with the level of code currently on the system. Contact your next level of support.

Failing Item:

- SVCDOCS
-

59BE34FF

Explanation: Format in progress.

Response: No action required. This reference code is logged for information only.

59BE4041

Explanation: Incomplete multipath connection.

Response: Incomplete multipath connection between device backplane and device.

Failing Item:

- SIP3146
-

59BE4060

Explanation: Multipath redundancy level reduced.

Response: A redundant disk unit connection has failed.

Failing Item:

- SIP3153
 - SASCABL
 - SASEXP
-

59BE4061

Explanation: Multipath redundancy level increased.

Response: A redundant disk unit connection has been restored. No service action is required.

59BE4100

Explanation: Device bus fabric error.

Failing Item:

- SIP3152
 - SASCABL
 - SASEXP
 - DEVBPLN
 - STORIOA
 - DISKDRV
-

59BE7000

Explanation: Disk sector read error.

Response: No action required. This reference code is logged for information only.

59BE7001

Explanation: Temporary disk data error.

Response: If this event appears in a serviceable event view, work with the failing item list found there. If this event does not appear in a serviceable event view, no service action is required.

Failing Item:

- DISKDRV
-

59BE70DD

Explanation: System log entry only, no service action required.

59BEFFF3

Explanation: Disk media format not valid.

Failing Item:

- DISKDRV
-

59BEFFF4

Explanation: Disk device problem.

Failing Item:

- DISKDRV
 - STORIOA
-

59BEFFF5

Explanation: Disk sector read error.

Response: If this event appears in a serviceable event view, work with the failing item list found there. If this event does not appear in a serviceable event view, no service action is required.

Failing Item:

- DISKDRV
-

59BEFFF6

Explanation: Disk device detected recoverable error.

Response: If this event appears in a serviceable event view, work with the failing item list found there. If this event does not appear in a serviceable event view, no service action is required.

Failing Item:

- DISKDRV
-

59BEFFF7

Explanation: Temporary disk data error.

Response: If this event appears in a serviceable event view, work with the failing item list found there. If this event does not appear in a serviceable event view, no service action is required.

Failing Item:

- DISKDRV
-

59BEFFF9

Explanation: Temporary disk data error.

Response: If this event appears in a serviceable event view, work with the failing item list found there. If this

event does not appear in a serviceable event view, no service action is required.

Failing Item:

- DISKDRV

59BEFFFA

Explanation: Temporary disk bus error.

Response: If this event appears in a serviceable event view, work with the failing item list found there. If this event does not appear in a serviceable event view, no service action is required.

Failing Item:

- DISKDRV
- STORIOA
- SASCABL
- SASEXP

59BEFFFB

Explanation: SAS bus reset occurred.

Response: No action required. This reference code is logged for information only.

59BEFFFC

Explanation: Soft device bus error.

Response: If this event appears in a serviceable event view, work with the failing item list found there. If this event does not appear in a serviceable event view, no service action is required.

Failing Item:

- SIP3250
- DISKDRV
- STORIOA

59BEFFFD

Explanation: Soft device bus error.

Response: If this event appears in a serviceable event view, work with the failing item list found there. If this event does not appear in a serviceable event view, no service action is required.

Failing Item:

- SIP3250
- DISKDRV
- STORIOA

59BEFFFE

Explanation: Temporary disk bus error.

Response: If this event appears in a serviceable event view, work with the failing item list found there. If this event does not appear in a serviceable event view, no service action is required.

Failing Item:

- SIP3150

(59C0) Reference codes

59C0102E

Explanation: Out of alternate sectors for disk storage.

Failing Item:

- DISKDRV
-

59C03002

Explanation: Addressed device failed to respond to selection.

Failing Item:

- DISKDRV
 - STORIOA
 - DEVBPLN
 - SASCABL
 - SASEXP
-

59C03010

Explanation: Disk device returned wrong response to IOA.

Failing Item:

- DISKDRV
 - STORIOA
 - SASCABL
 - SASEXP
-

59C03020

Explanation: Replacement device is not supported.

Failing Item:

- DISKDRV
 - STORIOA
 - SASCABL
-

59C03029

Explanation: A device replacement has occurred.

Response: No action required. This reference code is logged for information only.

59C03100

Explanation: Device bus interface error occurred.

Failing Item:

- DISKDRV
 - STORIOA
 - SASCABL
 - SASEXP
-

59C03109

Explanation: IOA timed out a disk command.

Failing Item:

- DISKDRV
 - STORIOA
 - SASCABL
 - SASEXP
-

59C0310C

Explanation: Device bus error.

Failing Item:

- SIP3250
 - DISKDRV
 - STORIOA
-

59C0310D

Explanation: Device bus error.

Failing Item:

- SIP3250
 - DISKDRV
 - STORIOA
-

59C03110

Explanation: Device bus interface error occurred.

Failing Item:

- DISKDRV
 - STORIOA
 - SASCABL
 - SASEXP
-

59C03130

Explanation: Device Licensed Internal Code.

Response: The device is not supported with the level of code currently on the system. Contact your next level of support.

Failing Item:

- SVCDOCS
-

59C034FF

Explanation: Format in progress.

Response: No action required. This reference code is logged for information only.

59C04041

Explanation: Incomplete multipath connection.

Response: Incomplete multipath connection between device backplane and device.

Failing Item:

- SIP3146
-

59C04060

Explanation: Multipath redundancy level reduced.

Response: A redundant disk unit connection has failed.

Failing Item:

- SIP3153
 - SASCABL
 - SASEXP
-

59C04061

Explanation: Multipath redundancy level increased.

Response: A redundant disk unit connection has been restored. No service action is required.

59C04100

Explanation: Device bus fabric error.

Failing Item:

- SIP3152
 - SASCABL
 - SASEXP
 - DEVBPLN
 - STORIOA
 - DISKDRV
-

59C07000

Explanation: Disk sector read error.

Response: No action required. This reference code is logged for information only.

59C07001

Explanation: Temporary disk data error.

Response: If this event appears in a serviceable event view, work with the failing item list found there. If this event does not appear in a serviceable event view, no service action is required.

Failing Item:

- DISKDRV
-

59C070DD

Explanation: System log entry only, no service action required.

59C0FFF3

Explanation: Disk media format not valid.

Failing Item:

- DISKDRV
-

59C0FFF4

Explanation: Disk device problem.

Failing Item:

- DISKDRV
 - STORIOA
-

59C0FFF5

Explanation: Disk sector read error.

Response: If this event appears in a serviceable event view, work with the failing item list found there. If this event does not appear in a serviceable event view, no service action is required.

Failing Item:

- DISKDRV
-

59C0FFF6

Explanation: Disk device detected recoverable error.

Response: If this event appears in a serviceable event view, work with the failing item list found there. If this event does not appear in a serviceable event view, no service action is required.

Failing Item:

- DISKDRV
-

59C0FFF7

Explanation: Temporary disk data error.

Response: If this event appears in a serviceable event view, work with the failing item list found there. If this event does not appear in a serviceable event view, no service action is required.

Failing Item:

- DISKDRV
-

59C0FFF9

Explanation: Temporary disk data error.

Response: If this event appears in a serviceable event view, work with the failing item list found there. If this

59C0FFFA • 59C0FFFE

event does not appear in a serviceable event view, no service action is required.

Failing Item:

- DISKDRV

59C0FFFA

Explanation: Temporary disk bus error.

Response: If this event appears in a serviceable event view, work with the failing item list found there. If this event does not appear in a serviceable event view, no service action is required.

Failing Item:

- DISKDRV
- STORIOA
- SASCABL
- SASEXP

59C0FFFB

Explanation: SAS bus reset occurred.

Response: No action required. This reference code is logged for information only.

59C0FFFC

Explanation: Soft device bus error.

Response: If this event appears in a serviceable event view, work with the failing item list found there. If this event does not appear in a serviceable event view, no service action is required.

Failing Item:

- SIP3250
- DISKDRV
- STORIOA

59C0FFFD

Explanation: Soft device bus error.

Response: If this event appears in a serviceable event view, work with the failing item list found there. If this event does not appear in a serviceable event view, no service action is required.

Failing Item:

- SIP3250
- DISKDRV
- STORIOA

59C0FFFE

Explanation: Temporary disk bus error.

Response: If this event appears in a serviceable event view, work with the failing item list found there. If this event does not appear in a serviceable event view, no service action is required.

Failing Item:

- SIP3150

(59C2) Reference codes

59C2102E

Explanation: Out of alternate sectors for disk storage.

Failing Item:

- DISKDRV
-

59C23002

Explanation: Addressed device failed to respond to selection.

Failing Item:

- DISKDRV
 - STORIOA
 - DEVBPLN
 - SASCABL
 - SASEXP
-

59C23010

Explanation: Disk device returned wrong response to IOA.

Failing Item:

- DISKDRV
 - STORIOA
 - SASCABL
 - SASEXP
-

59C23020

Explanation: Replacement device is not supported.

Failing Item:

- DISKDRV
 - STORIOA
 - SASCABL
-

59C23029

Explanation: A device replacement has occurred.

Response: No action required. This reference code is logged for information only.

59C23100

Explanation: Device bus interface error occurred.

Failing Item:

- DISKDRV
 - STORIOA
 - SASCABL
 - SASEXP
-

59C23109

Explanation: IOA timed out a disk command.

Failing Item:

- DISKDRV
 - STORIOA
 - SASCABL
 - SASEXP
-

59C2310C

Explanation: Device bus error.

Failing Item:

- SIP3250
 - DISKDRV
 - STORIOA
-

59C2310D

Explanation: Device bus error.

Failing Item:

- SIP3250
 - DISKDRV
 - STORIOA
-

59C23110

Explanation: Device bus interface error occurred.

Failing Item:

- DISKDRV
 - STORIOA
 - SASCABL
 - SASEXP
-

59C23130

Explanation: Device Licensed Internal Code.

Response: The device is not supported with the level of code currently on the system. Contact your next level of support.

Failing Item:

- SVCDOCS
-

59C234FF

Explanation: Format in progress.

Response: No action required. This reference code is logged for information only.

59C24041

Explanation: Incomplete multipath connection.

Response: Incomplete multipath connection between device backplane and device.

Failing Item:

- SIP3146

59C24060

Explanation: Multipath redundancy level reduced.

Response: A redundant disk unit connection has failed.

Failing Item:

- SIP3153
- SASCABL
- SASEXP

59C24061

Explanation: Multipath redundancy level increased.

Response: A redundant disk unit connection has been restored. No service action is required.

59C24100

Explanation: Device bus fabric error.

Failing Item:

- SIP3152
- SASCABL
- SASEXP
- DEVBPLN
- STORIOA
- DISKDRV

59C27000

Explanation: Disk sector read error.

Response: No action required. This reference code is logged for information only.

59C27001

Explanation: Temporary disk data error.

Response: If this event appears in a serviceable event view, work with the failing item list found there. If this event does not appear in a serviceable event view, no service action is required.

Failing Item:

- DISKDRV

59C270DD

Explanation: System log entry only, no service action required.

59C2FFF3

Explanation: Disk media format not valid.

Failing Item:

- DISKDRV

59C2FFF4

Explanation: Disk device problem.

Failing Item:

- DISKDRV
- STORIOA

59C2FFF5

Explanation: Disk sector read error.

Response: If this event appears in a serviceable event view, work with the failing item list found there. If this event does not appear in a serviceable event view, no service action is required.

Failing Item:

- DISKDRV

59C2FFF6

Explanation: Disk device detected recoverable error.

Response: If this event appears in a serviceable event view, work with the failing item list found there. If this event does not appear in a serviceable event view, no service action is required.

Failing Item:

- DISKDRV

59C2FFF7

Explanation: Temporary disk data error.

Response: If this event appears in a serviceable event view, work with the failing item list found there. If this event does not appear in a serviceable event view, no service action is required.

Failing Item:

- DISKDRV

59C2FFF9

Explanation: Temporary disk data error.

Response: If this event appears in a serviceable event view, work with the failing item list found there. If this

event does not appear in a serviceable event view, no service action is required.

Failing Item:

- DISKDRV

59C2FFFA

Explanation: Temporary disk bus error.

Response: If this event appears in a serviceable event view, work with the failing item list found there. If this event does not appear in a serviceable event view, no service action is required.

Failing Item:

- DISKDRV
- STORIOA
- SASCABL
- SASEXP

59C2FFFB

Explanation: SAS bus reset occurred.

Response: No action required. This reference code is logged for information only.

59C2FFFC

Explanation: Soft device bus error.

Response: If this event appears in a serviceable event view, work with the failing item list found there. If this event does not appear in a serviceable event view, no service action is required.

Failing Item:

- SIP3250
- DISKDRV
- STORIOA

59C2FFFD

Explanation: Soft device bus error.

Response: If this event appears in a serviceable event view, work with the failing item list found there. If this event does not appear in a serviceable event view, no service action is required.

Failing Item:

- SIP3250
- DISKDRV
- STORIOA

59C2FFFE

Explanation: Temporary disk bus error.

Response: If this event appears in a serviceable event view, work with the failing item list found there. If this event does not appear in a serviceable event view, no service action is required.

Failing Item:

- SIP3150

(59C3) Reference codes

59C3102E

Explanation: Out of alternate sectors for disk storage.

Failing Item:

- DISKDRV
-

59C33002

Explanation: Addressed device failed to respond to selection.

Failing Item:

- DISKDRV
 - STORIOA
 - DEVBPLN
 - SASCABL
 - SASEXP
-

59C33010

Explanation: Disk device returned wrong response to IOA.

Failing Item:

- DISKDRV
 - STORIOA
 - SASCABL
 - SASEXP
-

59C33020

Explanation: Replacement device is not supported.

Failing Item:

- DISKDRV
 - STORIOA
 - SASCABL
-

59C33029

Explanation: A device replacement has occurred.

Response: No action required. This reference code is logged for information only.

59C33100

Explanation: Device bus interface error occurred.

Failing Item:

- DISKDRV
 - STORIOA
 - SASCABL
 - SASEXP
-

59C33109

Explanation: IOA timed out a disk command.

Failing Item:

- DISKDRV
 - STORIOA
 - SASCABL
 - SASEXP
-

59C3310C

Explanation: Device bus error.

Failing Item:

- SIP3250
 - DISKDRV
 - STORIOA
-

59C3310D

Explanation: Device bus error.

Failing Item:

- SIP3250
 - DISKDRV
 - STORIOA
-

59C33110

Explanation: Device bus interface error occurred.

Failing Item:

- DISKDRV
 - STORIOA
 - SASCABL
 - SASEXP
-

59C33130

Explanation: Device Licensed Internal Code.

Response: The device is not supported with the level of code currently on the system. Contact your next level of support.

Failing Item:

- SVCDOCS
-

59C334FF

Explanation: Format in progress.

Response: No action required. This reference code is logged for information only.

59C34041

Explanation: Incomplete multipath connection.

Response: Incomplete multipath connection between device backplane and device.

Failing Item:

- SIP3146
-

59C34060

Explanation: Multipath redundancy level reduced.

Response: A redundant disk unit connection has failed.

Failing Item:

- SIP3153
 - SASCABL
 - SASEXP
-

59C34061

Explanation: Multipath redundancy level increased.

Response: A redundant disk unit connection has been restored. No service action is required.

59C34100

Explanation: Device bus fabric error.

Failing Item:

- SIP3152
 - SASCABL
 - SASEXP
 - DEVBPLN
 - STORIOA
 - DISKDRV
-

59C37000

Explanation: Disk sector read error.

Response: No action required. This reference code is logged for information only.

59C37001

Explanation: Temporary disk data error.

Response: If this event appears in a serviceable event view, work with the failing item list found there. If this event does not appear in a serviceable event view, no service action is required.

Failing Item:

- DISKDRV
-

59C370DD

Explanation: System log entry only, no service action required.

59C3FFF3

Explanation: Disk media format not valid.

Failing Item:

- DISKDRV
-

59C3FFF4

Explanation: Disk device problem.

Failing Item:

- DISKDRV
 - STORIOA
-

59C3FFF5

Explanation: Disk sector read error.

Response: If this event appears in a serviceable event view, work with the failing item list found there. If this event does not appear in a serviceable event view, no service action is required.

Failing Item:

- DISKDRV
-

59C3FFF6

Explanation: Disk device detected recoverable error.

Response: If this event appears in a serviceable event view, work with the failing item list found there. If this event does not appear in a serviceable event view, no service action is required.

Failing Item:

- DISKDRV
-

59C3FFF7

Explanation: Temporary disk data error.

Response: If this event appears in a serviceable event view, work with the failing item list found there. If this event does not appear in a serviceable event view, no service action is required.

Failing Item:

- DISKDRV
-

59C3FFF9

Explanation: Temporary disk data error.

Response: If this event appears in a serviceable event view, work with the failing item list found there. If this

59C3FFFA • 59C3FFFE

event does not appear in a serviceable event view, no service action is required.

Failing Item:

- DISKDRV

59C3FFFA

Explanation: Temporary disk bus error.

Response: If this event appears in a serviceable event view, work with the failing item list found there. If this event does not appear in a serviceable event view, no service action is required.

Failing Item:

- DISKDRV
- STORIOA
- SASCABL
- SASEXP

59C3FFFB

Explanation: SAS bus reset occurred.

Response: No action required. This reference code is logged for information only.

59C3FFFC

Explanation: Soft device bus error.

Response: If this event appears in a serviceable event view, work with the failing item list found there. If this event does not appear in a serviceable event view, no service action is required.

Failing Item:

- SIP3250
- DISKDRV
- STORIOA

59C3FFFD

Explanation: Soft device bus error.

Response: If this event appears in a serviceable event view, work with the failing item list found there. If this event does not appear in a serviceable event view, no service action is required.

Failing Item:

- SIP3250
- DISKDRV
- STORIOA

59C3FFFE

Explanation: Temporary disk bus error.

Response: If this event appears in a serviceable event view, work with the failing item list found there. If this event does not appear in a serviceable event view, no service action is required.

Failing Item:

- SIP3150

(59C8) Reference codes

59C8102E

Explanation: Out of alternate sectors for disk storage.

Failing Item:

- DISKDRV
-

59C83002

Explanation: Addressed device failed to respond to selection.

Failing Item:

- DISKDRV
 - STORIOA
 - DEVBPLN
 - SASCABL
 - SASEXP
-

59C83010

Explanation: Disk device returned wrong response to IOA.

Failing Item:

- DISKDRV
 - STORIOA
 - SASCABL
 - SASEXP
-

59C83020

Explanation: Replacement device is not supported.

Failing Item:

- DISKDRV
 - STORIOA
 - SASCABL
-

59C83029

Explanation: A device replacement has occurred.

Response: No action required. This reference code is logged for information only.

59C83100

Explanation: Device bus interface error occurred.

Failing Item:

- DISKDRV
 - STORIOA
 - SASCABL
 - SASEXP
-

59C83109

Explanation: IOA timed out a disk command.

Failing Item:

- DISKDRV
 - STORIOA
 - SASCABL
 - SASEXP
-

59C8310C

Explanation: Device bus error.

Failing Item:

- SIP3250
 - DISKDRV
 - STORIOA
-

59C8310D

Explanation: Device bus error.

Failing Item:

- SIP3250
 - DISKDRV
 - STORIOA
-

59C83110

Explanation: Device bus interface error occurred.

Failing Item:

- DISKDRV
 - STORIOA
 - SASCABL
 - SASEXP
-

59C83130

Explanation: Device Licensed Internal Code.

Response: The device is not supported with the level of code currently on the system. Contact your next level of support.

Failing Item:

- SVCDOCS
-

59C834FF

Explanation: Format in progress.

Response: No action required. This reference code is logged for information only.

59C84041

Explanation: Incomplete multipath connection.

Response: Incomplete multipath connection between device backplane and device.

Failing Item:

- SIP3146
-

59C84060

Explanation: Multipath redundancy level reduced.

Response: A redundant disk unit connection has failed.

Failing Item:

- SIP3153
 - SASCABL
 - SASEXP
-

59C84061

Explanation: Multipath redundancy level increased.

Response: A redundant disk unit connection has been restored. No service action is required.

59C84100

Explanation: Device bus fabric error.

Failing Item:

- SIP3152
 - SASCABL
 - SASEXP
 - DEVBPLN
 - STORIOA
 - DISKDRV
-

59C87000

Explanation: Disk sector read error.

Response: No action required. This reference code is logged for information only.

59C87001

Explanation: Temporary disk data error.

Response: If this event appears in a serviceable event view, work with the failing item list found there. If this event does not appear in a serviceable event view, no service action is required.

Failing Item:

- DISKDRV
-

59C870DD

Explanation: System log entry only, no service action required.

59C8FFF3

Explanation: Disk media format not valid.

Failing Item:

- DISKDRV
-

59C8FFF4

Explanation: Disk device problem.

Failing Item:

- DISKDRV
 - STORIOA
-

59C8FFF5

Explanation: Disk sector read error.

Response: If this event appears in a serviceable event view, work with the failing item list found there. If this event does not appear in a serviceable event view, no service action is required.

Failing Item:

- DISKDRV
-

59C8FFF6

Explanation: Disk device detected recoverable error.

Response: If this event appears in a serviceable event view, work with the failing item list found there. If this event does not appear in a serviceable event view, no service action is required.

Failing Item:

- DISKDRV
-

59C8FFF7

Explanation: Temporary disk data error.

Response: If this event appears in a serviceable event view, work with the failing item list found there. If this event does not appear in a serviceable event view, no service action is required.

Failing Item:

- DISKDRV
-

59C8FFF9

Explanation: Temporary disk data error.

Response: If this event appears in a serviceable event view, work with the failing item list found there. If this

event does not appear in a serviceable event view, no service action is required.

Failing Item:

- DISKDRV

59C8FFFA

Explanation: Temporary disk bus error.

Response: If this event appears in a serviceable event view, work with the failing item list found there. If this event does not appear in a serviceable event view, no service action is required.

Failing Item:

- DISKDRV
- STORIOA
- SASCABL
- SASEXP

59C8FFFB

Explanation: SAS bus reset occurred.

Response: No action required. This reference code is logged for information only.

59C8FFFC

Explanation: Soft device bus error.

Response: If this event appears in a serviceable event view, work with the failing item list found there. If this event does not appear in a serviceable event view, no service action is required.

Failing Item:

- SIP3250
- DISKDRV
- STORIOA

59C8FFFD

Explanation: Soft device bus error.

Response: If this event appears in a serviceable event view, work with the failing item list found there. If this event does not appear in a serviceable event view, no service action is required.

Failing Item:

- SIP3250
- DISKDRV
- STORIOA

59C8FFFE

Explanation: Temporary disk bus error.

Response: If this event appears in a serviceable event view, work with the failing item list found there. If this event does not appear in a serviceable event view, no service action is required.

Failing Item:

- SIP3150

(59C9) Reference codes

59C9102E

Explanation: Out of alternate sectors for disk storage.

Failing Item:

- DISKDRV
-

59C93002

Explanation: Addressed device failed to respond to selection.

Failing Item:

- DISKDRV
 - STORIOA
 - DEVBPLN
 - SASCABL
 - SASEXP
-

59C93010

Explanation: Disk device returned wrong response to IOA.

Failing Item:

- DISKDRV
 - STORIOA
 - SASCABL
 - SASEXP
-

59C93020

Explanation: Replacement device is not supported.

Failing Item:

- DISKDRV
 - STORIOA
 - SASCABL
-

59C93029

Explanation: A device replacement has occurred.

Response: No action required. This reference code is logged for information only.

59C93100

Explanation: Device bus interface error occurred.

Failing Item:

- DISKDRV
 - STORIOA
 - SASCABL
 - SASEXP
-

59C93109

Explanation: IOA timed out a disk command.

Failing Item:

- DISKDRV
 - STORIOA
 - SASCABL
 - SASEXP
-

59C9310C

Explanation: Device bus error.

Failing Item:

- SIP3250
 - DISKDRV
 - STORIOA
-

59C9310D

Explanation: Device bus error.

Failing Item:

- SIP3250
 - DISKDRV
 - STORIOA
-

59C93110

Explanation: Device bus interface error occurred.

Failing Item:

- DISKDRV
 - STORIOA
 - SASCABL
 - SASEXP
-

59C93130

Explanation: Device Licensed Internal Code.

Response: The device is not supported with the level of code currently on the system. Contact your next level of support.

Failing Item:

- SVCDOCS
-

59C934FF

Explanation: Format in progress.

Response: No action required. This reference code is logged for information only.

59C94041

Explanation: Incomplete multipath connection.

Response: Incomplete multipath connection between device backplane and device.

Failing Item:

- SIP3146
-

59C94060

Explanation: Multipath redundancy level reduced.

Response: A redundant disk unit connection has failed.

Failing Item:

- SIP3153
 - SASCABL
 - SASEXP
-

59C94061

Explanation: Multipath redundancy level increased.

Response: A redundant disk unit connection has been restored. No service action is required.

59C94100

Explanation: Device bus fabric error.

Failing Item:

- SIP3152
 - SASCABL
 - SASEXP
 - DEVBPLN
 - STORIOA
 - DISKDRV
-

59C97000

Explanation: Disk sector read error.

Response: No action required. This reference code is logged for information only.

59C97001

Explanation: Temporary disk data error.

Response: If this event appears in a serviceable event view, work with the failing item list found there. If this event does not appear in a serviceable event view, no service action is required.

Failing Item:

- DISKDRV
-

59C970DD

Explanation: System log entry only, no service action required.

59C9FFF3

Explanation: Disk media format not valid.

Failing Item:

- DISKDRV
-

59C9FFF4

Explanation: Disk device problem.

Failing Item:

- DISKDRV
 - STORIOA
-

59C9FFF5

Explanation: Disk sector read error.

Response: If this event appears in a serviceable event view, work with the failing item list found there. If this event does not appear in a serviceable event view, no service action is required.

Failing Item:

- DISKDRV
-

59C9FFF6

Explanation: Disk device detected recoverable error.

Response: If this event appears in a serviceable event view, work with the failing item list found there. If this event does not appear in a serviceable event view, no service action is required.

Failing Item:

- DISKDRV
-

59C9FFF7

Explanation: Temporary disk data error.

Response: If this event appears in a serviceable event view, work with the failing item list found there. If this event does not appear in a serviceable event view, no service action is required.

Failing Item:

- DISKDRV
-

59C9FFF9

Explanation: Temporary disk data error.

Response: If this event appears in a serviceable event view, work with the failing item list found there. If this

59C9FFFA • 59C9FFFE

event does not appear in a serviceable event view, no service action is required.

Failing Item:

- DISKDRV

59C9FFFA

Explanation: Temporary disk bus error.

Response: If this event appears in a serviceable event view, work with the failing item list found there. If this event does not appear in a serviceable event view, no service action is required.

Failing Item:

- DISKDRV
- STORIOA
- SASCABL
- SASEXP

59C9FFFB

Explanation: SAS bus reset occurred.

Response: No action required. This reference code is logged for information only.

59C9FFFC

Explanation: Soft device bus error.

Response: If this event appears in a serviceable event view, work with the failing item list found there. If this event does not appear in a serviceable event view, no service action is required.

Failing Item:

- SIP3250
- DISKDRV
- STORIOA

59C9FFFD

Explanation: Soft device bus error.

Response: If this event appears in a serviceable event view, work with the failing item list found there. If this event does not appear in a serviceable event view, no service action is required.

Failing Item:

- SIP3250
- DISKDRV
- STORIOA

59C9FFFE

Explanation: Temporary disk bus error.

Response: If this event appears in a serviceable event view, work with the failing item list found there. If this event does not appear in a serviceable event view, no service action is required.

Failing Item:

- SIP3150

(59CC) Reference codes

59CC102E

Explanation: Out of alternate sectors for disk storage.

Failing Item:

- DISKDRV
-

59CC3002

Explanation: Addressed device failed to respond to selection.

Failing Item:

- DISKDRV
 - STORIOA
 - DEVBPLN
 - SASCABL
 - SASEXP
-

59CC3010

Explanation: Disk device returned wrong response to IOA.

Failing Item:

- DISKDRV
 - STORIOA
 - SASCABL
 - SASEXP
-

59CC3020

Explanation: Replacement device is not supported.

Failing Item:

- DISKDRV
 - STORIOA
 - SASCABL
-

59CC3029

Explanation: A device replacement has occurred.

Response: No action required. This reference code is logged for information only.

59CC3100

Explanation: Device bus interface error occurred.

Failing Item:

- DISKDRV
- STORIOA
- SASCABL
- SASEXP

59CC3109

Explanation: IOA timed out a disk command.

Failing Item:

- DISKDRV
 - STORIOA
 - SASCABL
 - SASEXP
-

59CC310C

Explanation: Device bus error.

Failing Item:

- SIP3250
 - DISKDRV
 - STORIOA
-

59CC310D

Explanation: Device bus error.

Failing Item:

- SIP3250
 - DISKDRV
 - STORIOA
-

59CC3110

Explanation: Device bus interface error occurred.

Failing Item:

- DISKDRV
 - STORIOA
 - SASCABL
 - SASEXP
-

59CC3130

Explanation: Device Licensed Internal Code.

Response: The device is not supported with the level of code currently on the system. Contact your next level of support.

Failing Item:

- SVCDOCS
-

59CC34FF

Explanation: Format in progress.

Response: No action required. This reference code is logged for information only.

59CC4041

Explanation: Incomplete multipath connection.

Response: Incomplete multipath connection between device backplane and device.

Failing Item:

- SIP3146

59CC4060

Explanation: Multipath redundancy level reduced.

Response: A redundant disk unit connection has failed.

Failing Item:

- SIP3153
- SASCABL
- SASEXP

59CC4061

Explanation: Multipath redundancy level increased.

Response: A redundant disk unit connection has been restored. No service action is required.

59CC4100

Explanation: Device bus fabric error.

Failing Item:

- SIP3152
- SASCABL
- SASEXP
- DEVBPLN
- STORIOA
- DISKDRV

59CC7000

Explanation: Disk sector read error.

Response: No action required. This reference code is logged for information only.

59CC7001

Explanation: Temporary disk data error.

Response: If this event appears in a serviceable event view, work with the failing item list found there. If this event does not appear in a serviceable event view, no service action is required.

Failing Item:

- DISKDRV

59CC70DD

Explanation: System log entry only, no service action required.

59CCFFF3

Explanation: Disk media format not valid.

Failing Item:

- DISKDRV

59CCFFF4

Explanation: Disk device problem.

Failing Item:

- DISKDRV
- STORIOA

59CCFFF5

Explanation: Disk sector read error.

Response: If this event appears in a serviceable event view, work with the failing item list found there. If this event does not appear in a serviceable event view, no service action is required.

Failing Item:

- DISKDRV

59CCFFF6

Explanation: Disk device detected recoverable error.

Response: If this event appears in a serviceable event view, work with the failing item list found there. If this event does not appear in a serviceable event view, no service action is required.

Failing Item:

- DISKDRV

59CCFFF7

Explanation: Temporary disk data error.

Response: If this event appears in a serviceable event view, work with the failing item list found there. If this event does not appear in a serviceable event view, no service action is required.

Failing Item:

- DISKDRV

59CCFFF9

Explanation: Temporary disk data error.

Response: If this event appears in a serviceable event view, work with the failing item list found there. If this

event does not appear in a serviceable event view, no service action is required.

Failing Item:

- DISKDRV

59CCFFFA

Explanation: Temporary disk bus error.

Response: If this event appears in a serviceable event view, work with the failing item list found there. If this event does not appear in a serviceable event view, no service action is required.

Failing Item:

- DISKDRV
- STORIOA
- SASCABL
- SASEXP

59CCFFFB

Explanation: SAS bus reset occurred.

Response: No action required. This reference code is logged for information only.

59CCFFFC

Explanation: Soft device bus error.

Response: If this event appears in a serviceable event view, work with the failing item list found there. If this event does not appear in a serviceable event view, no service action is required.

Failing Item:

- SIP3250
- DISKDRV
- STORIOA

59CCFFFD

Explanation: Soft device bus error.

Response: If this event appears in a serviceable event view, work with the failing item list found there. If this event does not appear in a serviceable event view, no service action is required.

Failing Item:

- SIP3250
- DISKDRV
- STORIOA

59CCFFFE

Explanation: Temporary disk bus error.

Response: If this event appears in a serviceable event view, work with the failing item list found there. If this event does not appear in a serviceable event view, no service action is required.

Failing Item:

- SIP3150

(59CD) Reference codes

59CD102E

Explanation: Out of alternate sectors for disk storage.

Failing Item:

- DISKDRV

59CD3002

Explanation: Addressed device failed to respond to selection.

Failing Item:

- DISKDRV
- STORIOA
- DEVBPLN
- SASCABL
- SASEXP

59CD3010

Explanation: Disk device returned wrong response to IOA.

Failing Item:

- DISKDRV
- STORIOA
- SASCABL
- SASEXP

59CD3020

Explanation: Replacement device is not supported.

Failing Item:

- DISKDRV
- STORIOA
- SASCABL

59CD3029

Explanation: A device replacement has occurred.

Response: No action required. This reference code is logged for information only.

59CD3100

Explanation: Device bus interface error occurred.

Failing Item:

- DISKDRV
- STORIOA
- SASCABL
- SASEXP

59CD3109

Explanation: IOA timed out a disk command.

Failing Item:

- DISKDRV
- STORIOA
- SASCABL
- SASEXP

59CD310C

Explanation: Device bus error.

Failing Item:

- SIP3250
- DISKDRV
- STORIOA

59CD310D

Explanation: Device bus error.

Failing Item:

- SIP3250
- DISKDRV
- STORIOA

59CD3110

Explanation: Device bus interface error occurred.

Failing Item:

- DISKDRV
- STORIOA
- SASCABL
- SASEXP

59CD3130

Explanation: Device Licensed Internal Code.

Response: The device is not supported with the level of code currently on the system. Contact your next level of support.

Failing Item:

- SVCDOCS

59CD34FF

Explanation: Format in progress.

Response: No action required. This reference code is logged for information only.

59CD4041

Explanation: Incomplete multipath connection.

Response: Incomplete multipath connection between device backplane and device.

Failing Item:

- SIP3146
-

59CD4060

Explanation: Multipath redundancy level reduced.

Response: A redundant disk unit connection has failed.

Failing Item:

- SIP3153
 - SASCABL
 - SASEXP
-

59CD4061

Explanation: Multipath redundancy level increased.

Response: A redundant disk unit connection has been restored. No service action is required.

59CD4100

Explanation: Device bus fabric error.

Failing Item:

- SIP3152
 - SASCABL
 - SASEXP
 - DEVBPLN
 - STORIOA
 - DISKDRV
-

59CD7000

Explanation: Disk sector read error.

Response: No action required. This reference code is logged for information only.

59CD7001

Explanation: Temporary disk data error.

Response: If this event appears in a serviceable event view, work with the failing item list found there. If this event does not appear in a serviceable event view, no service action is required.

Failing Item:

- DISKDRV
-

59CD70DD

Explanation: System log entry only, no service action required.

59CDFFF3

Explanation: Disk media format not valid.

Failing Item:

- DISKDRV
-

59CDFFF4

Explanation: Disk device problem.

Failing Item:

- DISKDRV
 - STORIOA
-

59CDFFF5

Explanation: Disk sector read error.

Response: If this event appears in a serviceable event view, work with the failing item list found there. If this event does not appear in a serviceable event view, no service action is required.

Failing Item:

- DISKDRV
-

59CDFFF6

Explanation: Disk device detected recoverable error.

Response: If this event appears in a serviceable event view, work with the failing item list found there. If this event does not appear in a serviceable event view, no service action is required.

Failing Item:

- DISKDRV
-

59CDFFF7

Explanation: Temporary disk data error.

Response: If this event appears in a serviceable event view, work with the failing item list found there. If this event does not appear in a serviceable event view, no service action is required.

Failing Item:

- DISKDRV
-

59CDFFF9

Explanation: Temporary disk data error.

Response: If this event appears in a serviceable event view, work with the failing item list found there. If this

59CDFFFA • 59CDFFFE

event does not appear in a serviceable event view, no service action is required.

Failing Item:

- DISKDRV
-

59CDFFFA

Explanation: Temporary disk bus error.

Response: If this event appears in a serviceable event view, work with the failing item list found there. If this event does not appear in a serviceable event view, no service action is required.

Failing Item:

- DISKDRV
 - STORIOA
 - SASCABL
 - SASEXP
-

59CDFFFB

Explanation: SAS bus reset occurred.

Response: No action required. This reference code is logged for information only.

59CDFFFC

Explanation: Soft device bus error.

Response: If this event appears in a serviceable event view, work with the failing item list found there. If this event does not appear in a serviceable event view, no service action is required.

Failing Item:

- SIP3250
 - DISKDRV
 - STORIOA
-

59CDFFFD

Explanation: Soft device bus error.

Response: If this event appears in a serviceable event view, work with the failing item list found there. If this event does not appear in a serviceable event view, no service action is required.

Failing Item:

- SIP3250
- DISKDRV
- STORIOA

59CDFFFE

Explanation: Temporary disk bus error.

Response: If this event appears in a serviceable event view, work with the failing item list found there. If this event does not appear in a serviceable event view, no service action is required.

Failing Item:

- SIP3150

(59CE) Reference codes

59CE102E

Explanation: Out of alternate sectors for disk storage.

Failing Item:

- DISKDRV
-

59CE3002

Explanation: Addressed device failed to respond to selection.

Failing Item:

- DISKDRV
 - STORIOA
 - DEVBPLN
 - SASCABL
 - SASEXP
-

59CE3010

Explanation: Disk device returned wrong response to IOA.

Failing Item:

- DISKDRV
 - STORIOA
 - SASCABL
 - SASEXP
-

59CE3020

Explanation: Replacement device is not supported.

Failing Item:

- DISKDRV
 - STORIOA
 - SASCABL
-

59CE3029

Explanation: A device replacement has occurred.

Response: No action required. This reference code is logged for information only.

59CE3100

Explanation: Device bus interface error occurred.

Failing Item:

- DISKDRV
 - STORIOA
 - SASCABL
 - SASEXP
-

59CE3109

Explanation: IOA timed out a disk command.

Failing Item:

- DISKDRV
 - STORIOA
 - SASCABL
 - SASEXP
-

59CE310C

Explanation: Device bus error.

Failing Item:

- SIP3250
 - DISKDRV
 - STORIOA
-

59CE310D

Explanation: Device bus error.

Failing Item:

- SIP3250
 - DISKDRV
 - STORIOA
-

59CE3110

Explanation: Device bus interface error occurred.

Failing Item:

- DISKDRV
 - STORIOA
 - SASCABL
 - SASEXP
-

59CE3130

Explanation: Device Licensed Internal Code.

Response: The device is not supported with the level of code currently on the system. Contact your next level of support.

Failing Item:

- SVCDOCS
-

59CE34FF

Explanation: Format in progress.

Response: No action required. This reference code is logged for information only.

59CE4041

Explanation: Incomplete multipath connection.

Response: Incomplete multipath connection between device backplane and device.

Failing Item:

- SIP3146

59CE4060

Explanation: Multipath redundancy level reduced.

Response: A redundant disk unit connection has failed.

Failing Item:

- SIP3153
- SASCABL
- SASEXP

59CE4061

Explanation: Multipath redundancy level increased.

Response: A redundant disk unit connection has been restored. No service action is required.

59CE4100

Explanation: Device bus fabric error.

Failing Item:

- SIP3152
- SASCABL
- SASEXP
- DEVBPLN
- STORIOA
- DISKDRV

59CE7000

Explanation: Disk sector read error.

Response: No action required. This reference code is logged for information only.

59CE7001

Explanation: Temporary disk data error.

Response: If this event appears in a serviceable event view, work with the failing item list found there. If this event does not appear in a serviceable event view, no service action is required.

Failing Item:

- DISKDRV

59CE70DD

Explanation: System log entry only, no service action required.

59CEFFF3

Explanation: Disk media format not valid.

Failing Item:

- DISKDRV

59CEFFF4

Explanation: Disk device problem.

Failing Item:

- DISKDRV
- STORIOA

59CEFFF5

Explanation: Disk sector read error.

Response: If this event appears in a serviceable event view, work with the failing item list found there. If this event does not appear in a serviceable event view, no service action is required.

Failing Item:

- DISKDRV

59CEFFF6

Explanation: Disk device detected recoverable error.

Response: If this event appears in a serviceable event view, work with the failing item list found there. If this event does not appear in a serviceable event view, no service action is required.

Failing Item:

- DISKDRV

59CEFFF7

Explanation: Temporary disk data error.

Response: If this event appears in a serviceable event view, work with the failing item list found there. If this event does not appear in a serviceable event view, no service action is required.

Failing Item:

- DISKDRV

59CEFFF9

Explanation: Temporary disk data error.

Response: If this event appears in a serviceable event view, work with the failing item list found there. If this

event does not appear in a serviceable event view, no service action is required.

Failing Item:

- DISKDRV

59CEFFFA

Explanation: Temporary disk bus error.

Response: If this event appears in a serviceable event view, work with the failing item list found there. If this event does not appear in a serviceable event view, no service action is required.

Failing Item:

- DISKDRV
- STORIOA
- SASCABL
- SASEXP

59CEFFFB

Explanation: SAS bus reset occurred.

Response: No action required. This reference code is logged for information only.

59CEFFFC

Explanation: Soft device bus error.

Response: If this event appears in a serviceable event view, work with the failing item list found there. If this event does not appear in a serviceable event view, no service action is required.

Failing Item:

- SIP3250
- DISKDRV
- STORIOA

59CEFFFD

Explanation: Soft device bus error.

Response: If this event appears in a serviceable event view, work with the failing item list found there. If this event does not appear in a serviceable event view, no service action is required.

Failing Item:

- SIP3250
- DISKDRV
- STORIOA

59CEFFFE

Explanation: Temporary disk bus error.

Response: If this event appears in a serviceable event view, work with the failing item list found there. If this event does not appear in a serviceable event view, no service action is required.

Failing Item:

- SIP3150

(59CF) Reference codes

59CF102E

Explanation: Out of alternate sectors for disk storage.

Failing Item:

- DISKDRV
-

59CF3002

Explanation: Addressed device failed to respond to selection.

Failing Item:

- DISKDRV
 - STORIOA
 - DEVBPLN
 - SASCABL
 - SASEXP
-

59CF3010

Explanation: Disk device returned wrong response to IOA.

Failing Item:

- DISKDRV
 - STORIOA
 - SASCABL
 - SASEXP
-

59CF3020

Explanation: Replacement device is not supported.

Failing Item:

- DISKDRV
 - STORIOA
 - SASCABL
-

59CF3029

Explanation: A device replacement has occurred.

Response: No action required. This reference code is logged for information only.

59CF3100

Explanation: Device bus interface error occurred.

Failing Item:

- DISKDRV
 - STORIOA
 - SASCABL
 - SASEXP
-

59CF3109

Explanation: IOA timed out a disk command.

Failing Item:

- DISKDRV
 - STORIOA
 - SASCABL
 - SASEXP
-

59CF310C

Explanation: Device bus error.

Failing Item:

- SIP3250
 - DISKDRV
 - STORIOA
-

59CF310D

Explanation: Device bus error.

Failing Item:

- SIP3250
 - DISKDRV
 - STORIOA
-

59CF3110

Explanation: Device bus interface error occurred.

Failing Item:

- DISKDRV
 - STORIOA
 - SASCABL
 - SASEXP
-

59CF3130

Explanation: Device Licensed Internal Code.

Response: The device is not supported with the level of code currently on the system. Contact your next level of support.

Failing Item:

- SVCDOCS
-

59CF34FF

Explanation: Format in progress.

Response: No action required. This reference code is logged for information only.

59CF4041

Explanation: Incomplete multipath connection.

Response: Incomplete multipath connection between device backplane and device.

Failing Item:

- SIP3146
-

59CF4060

Explanation: Multipath redundancy level reduced.

Response: A redundant disk unit connection has failed.

Failing Item:

- SIP3153
 - SASCABL
 - SASEXP
-

59CF4061

Explanation: Multipath redundancy level increased.

Response: A redundant disk unit connection has been restored. No service action is required.

59CF4100

Explanation: Device bus fabric error.

Failing Item:

- SIP3152
 - SASCABL
 - SASEXP
 - DEVBPLN
 - STORIOA
 - DISKDRV
-

59CF7000

Explanation: Disk sector read error.

Response: No action required. This reference code is logged for information only.

59CF7001

Explanation: Temporary disk data error.

Response: If this event appears in a serviceable event view, work with the failing item list found there. If this event does not appear in a serviceable event view, no service action is required.

Failing Item:

- DISKDRV
-

59CF70DD

Explanation: System log entry only, no service action required.

59CFFFF3

Explanation: Disk media format not valid.

Failing Item:

- DISKDRV
-

59CFFFF4

Explanation: Disk device problem.

Failing Item:

- DISKDRV
 - STORIOA
-

59CFFFF5

Explanation: Disk sector read error.

Response: If this event appears in a serviceable event view, work with the failing item list found there. If this event does not appear in a serviceable event view, no service action is required.

Failing Item:

- DISKDRV
-

59CFFFF6

Explanation: Disk device detected recoverable error.

Response: If this event appears in a serviceable event view, work with the failing item list found there. If this event does not appear in a serviceable event view, no service action is required.

Failing Item:

- DISKDRV
-

59CFFFF7

Explanation: Temporary disk data error.

Response: If this event appears in a serviceable event view, work with the failing item list found there. If this event does not appear in a serviceable event view, no service action is required.

Failing Item:

- DISKDRV
-

59CFFFF9

Explanation: Temporary disk data error.

Response: If this event appears in a serviceable event view, work with the failing item list found there. If this

59CFFFFA • 59CFFFFE

event does not appear in a serviceable event view, no service action is required.

Failing Item:

- DISKDRV
-

59CFFFFA

Explanation: Temporary disk bus error.

Response: If this event appears in a serviceable event view, work with the failing item list found there. If this event does not appear in a serviceable event view, no service action is required.

Failing Item:

- DISKDRV
 - STORIOA
 - SASCABL
 - SASEXP
-

59CFFFFB

Explanation: SAS bus reset occurred.

Response: No action required. This reference code is logged for information only.

59CFFFFC

Explanation: Soft device bus error.

Response: If this event appears in a serviceable event view, work with the failing item list found there. If this event does not appear in a serviceable event view, no service action is required.

Failing Item:

- SIP3250
 - DISKDRV
 - STORIOA
-

59CFFFFD

Explanation: Soft device bus error.

Response: If this event appears in a serviceable event view, work with the failing item list found there. If this event does not appear in a serviceable event view, no service action is required.

Failing Item:

- SIP3250
- DISKDRV
- STORIOA

59CFFFFE

Explanation: Temporary disk bus error.

Response: If this event appears in a serviceable event view, work with the failing item list found there. If this event does not appear in a serviceable event view, no service action is required.

Failing Item:

- SIP3150

(59D0) Reference codes

59D0102E

Explanation: Out of alternate sectors for disk storage.

Failing Item:

- DISKDRV
-

59D03002

Explanation: Addressed device failed to respond to selection.

Failing Item:

- DISKDRV
 - STORIOA
 - DEVBPLN
 - SASCABL
 - SASEXP
-

59D03010

Explanation: Disk device returned wrong response to IOA.

Failing Item:

- DISKDRV
 - STORIOA
 - SASCABL
 - SASEXP
-

59D03020

Explanation: Replacement device is not supported.

Failing Item:

- DISKDRV
 - STORIOA
 - SASCABL
-

59D03029

Explanation: A device replacement has occurred.

Response: No action required. This reference code is logged for information only.

59D03100

Explanation: Device bus interface error occurred.

Failing Item:

- DISKDRV
 - STORIOA
 - SASCABL
 - SASEXP
-

59D03109

Explanation: IOA timed out a disk command.

Failing Item:

- DISKDRV
 - STORIOA
 - SASCABL
 - SASEXP
-

59D0310C

Explanation: Device bus error.

Failing Item:

- SIP3250
 - DISKDRV
 - STORIOA
-

59D0310D

Explanation: Device bus error.

Failing Item:

- SIP3250
 - DISKDRV
 - STORIOA
-

59D03110

Explanation: Device bus interface error occurred.

Failing Item:

- DISKDRV
 - STORIOA
 - SASCABL
 - SASEXP
-

59D03130

Explanation: Device Licensed Internal Code.

Response: The device is not supported with the level of code currently on the system. Contact your next level of support.

Failing Item:

- SVCDOCS
-

59D034FF

Explanation: Format in progress.

Response: No action required. This reference code is logged for information only.

59D04041

Explanation: Incomplete multipath connection.

Response: Incomplete multipath connection between device backplane and device.

Failing Item:

- SIP3146

59D04060

Explanation: Multipath redundancy level reduced.

Response: A redundant disk unit connection has failed.

Failing Item:

- SIP3153
- SASCABL
- SASEXP

59D04061

Explanation: Multipath redundancy level increased.

Response: A redundant disk unit connection has been restored. No service action is required.

59D04100

Explanation: Device bus fabric error.

Failing Item:

- SIP3152
- SASCABL
- SASEXP
- DEVBPLN
- STORIOA
- DISKDRV

59D07000

Explanation: Disk sector read error.

Response: No action required. This reference code is logged for information only.

59D07001

Explanation: Temporary disk data error.

Response: If this event appears in a serviceable event view, work with the failing item list found there. If this event does not appear in a serviceable event view, no service action is required.

Failing Item:

- DISKDRV

59D070DD

Explanation: System log entry only, no service action required.

59D0FFF3

Explanation: Disk media format not valid.

Failing Item:

- DISKDRV

59D0FFF4

Explanation: Disk device problem.

Failing Item:

- DISKDRV
- STORIOA

59D0FFF5

Explanation: Disk sector read error.

Response: If this event appears in a serviceable event view, work with the failing item list found there. If this event does not appear in a serviceable event view, no service action is required.

Failing Item:

- DISKDRV

59D0FFF6

Explanation: Disk device detected recoverable error.

Response: If this event appears in a serviceable event view, work with the failing item list found there. If this event does not appear in a serviceable event view, no service action is required.

Failing Item:

- DISKDRV

59D0FFF7

Explanation: Temporary disk data error.

Response: If this event appears in a serviceable event view, work with the failing item list found there. If this event does not appear in a serviceable event view, no service action is required.

Failing Item:

- DISKDRV

59D0FFF9

Explanation: Temporary disk data error.

Response: If this event appears in a serviceable event view, work with the failing item list found there. If this

event does not appear in a serviceable event view, no service action is required.

Failing Item:

- DISKDRV

59D0FFFA

Explanation: Temporary disk bus error.

Response: If this event appears in a serviceable event view, work with the failing item list found there. If this event does not appear in a serviceable event view, no service action is required.

Failing Item:

- DISKDRV
- STORIOA
- SASCABL
- SASEXP

59D0FFFB

Explanation: SAS bus reset occurred.

Response: No action required. This reference code is logged for information only.

59D0FFFC

Explanation: Soft device bus error.

Response: If this event appears in a serviceable event view, work with the failing item list found there. If this event does not appear in a serviceable event view, no service action is required.

Failing Item:

- SIP3250
- DISKDRV
- STORIOA

59D0FFFD

Explanation: Soft device bus error.

Response: If this event appears in a serviceable event view, work with the failing item list found there. If this event does not appear in a serviceable event view, no service action is required.

Failing Item:

- SIP3250
- DISKDRV
- STORIOA

59D0FFFE

Explanation: Temporary disk bus error.

Response: If this event appears in a serviceable event view, work with the failing item list found there. If this event does not appear in a serviceable event view, no service action is required.

Failing Item:

- SIP3150

(59D2) Reference codes

59D2102E

Explanation: Out of alternate sectors for disk storage.

Failing Item:

- DISKDRV
-

59D23002

Explanation: Addressed device failed to respond to selection.

Failing Item:

- DISKDRV
 - STORIOA
 - DEVBPLN
 - SASCABL
 - SASEXP
-

59D23010

Explanation: Disk device returned wrong response to IOA.

Failing Item:

- DISKDRV
 - STORIOA
 - SASCABL
 - SASEXP
-

59D23020

Explanation: Replacement device is not supported.

Failing Item:

- DISKDRV
 - STORIOA
 - SASCABL
-

59D23029

Explanation: A device replacement has occurred.

Response: No action required. This reference code is logged for information only.

59D23100

Explanation: Device bus interface error occurred.

Failing Item:

- DISKDRV
 - STORIOA
 - SASCABL
 - SASEXP
-

59D23109

Explanation: IOA timed out a disk command.

Failing Item:

- DISKDRV
 - STORIOA
 - SASCABL
 - SASEXP
-

59D2310C

Explanation: Device bus error.

Failing Item:

- SIP3250
 - DISKDRV
 - STORIOA
-

59D2310D

Explanation: Device bus error.

Failing Item:

- SIP3250
 - DISKDRV
 - STORIOA
-

59D23110

Explanation: Device bus interface error occurred.

Failing Item:

- DISKDRV
 - STORIOA
 - SASCABL
 - SASEXP
-

59D23130

Explanation: Device Licensed Internal Code.

Response: The device is not supported with the level of code currently on the system. Contact your next level of support.

Failing Item:

- SVCDOCS
-

59D234FF

Explanation: Format in progress.

Response: No action required. This reference code is logged for information only.

59D24041

Explanation: Incomplete multipath connection.

Response: Incomplete multipath connection between device backplane and device.

Failing Item:

- SIP3146
-

59D24060

Explanation: Multipath redundancy level reduced.

Response: A redundant disk unit connection has failed.

Failing Item:

- SIP3153
 - SASCABL
 - SASEXP
-

59D24061

Explanation: Multipath redundancy level increased.

Response: A redundant disk unit connection has been restored. No service action is required.

59D24100

Explanation: Device bus fabric error.

Failing Item:

- SIP3152
 - SASCABL
 - SASEXP
 - DEVBPLN
 - STORIOA
 - DISKDRV
-

59D27000

Explanation: Disk sector read error.

Response: No action required. This reference code is logged for information only.

59D27001

Explanation: Temporary disk data error.

Response: If this event appears in a serviceable event view, work with the failing item list found there. If this event does not appear in a serviceable event view, no service action is required.

Failing Item:

- DISKDRV
-

59D270DD

Explanation: System log entry only, no service action required.

59D2FFF3

Explanation: Disk media format not valid.

Failing Item:

- DISKDRV
-

59D2FFF4

Explanation: Disk device problem.

Failing Item:

- DISKDRV
 - STORIOA
-

59D2FFF5

Explanation: Disk sector read error.

Response: If this event appears in a serviceable event view, work with the failing item list found there. If this event does not appear in a serviceable event view, no service action is required.

Failing Item:

- DISKDRV
-

59D2FFF6

Explanation: Disk device detected recoverable error.

Response: If this event appears in a serviceable event view, work with the failing item list found there. If this event does not appear in a serviceable event view, no service action is required.

Failing Item:

- DISKDRV
-

59D2FFF7

Explanation: Temporary disk data error.

Response: If this event appears in a serviceable event view, work with the failing item list found there. If this event does not appear in a serviceable event view, no service action is required.

Failing Item:

- DISKDRV
-

59D2FFF9

Explanation: Temporary disk data error.

Response: If this event appears in a serviceable event view, work with the failing item list found there. If this

59D2FFFA • 59D2FFFE

event does not appear in a serviceable event view, no service action is required.

Failing Item:

- DISKDRV
-

59D2FFFA

Explanation: Temporary disk bus error.

Response: If this event appears in a serviceable event view, work with the failing item list found there. If this event does not appear in a serviceable event view, no service action is required.

Failing Item:

- DISKDRV
 - STORIOA
 - SASCABL
 - SASEXP
-

59D2FFFB

Explanation: SAS bus reset occurred.

Response: No action required. This reference code is logged for information only.

59D2FFFC

Explanation: Soft device bus error.

Response: If this event appears in a serviceable event view, work with the failing item list found there. If this event does not appear in a serviceable event view, no service action is required.

Failing Item:

- SIP3250
 - DISKDRV
 - STORIOA
-

59D2FFFD

Explanation: Soft device bus error.

Response: If this event appears in a serviceable event view, work with the failing item list found there. If this event does not appear in a serviceable event view, no service action is required.

Failing Item:

- SIP3250
- DISKDRV
- STORIOA

59D2FFFE

Explanation: Temporary disk bus error.

Response: If this event appears in a serviceable event view, work with the failing item list found there. If this event does not appear in a serviceable event view, no service action is required.

Failing Item:

- SIP3150

(59D3) Reference codes

59D3102E

Explanation: Out of alternate sectors for disk storage.

Failing Item:

- DISKDRV
-

59D33002

Explanation: Addressed device failed to respond to selection.

Failing Item:

- DISKDRV
 - STORIOA
 - DEVBPLN
 - SASCABL
 - SASEXP
-

59D33010

Explanation: Disk device returned wrong response to IOA.

Failing Item:

- DISKDRV
 - STORIOA
 - SASCABL
 - SASEXP
-

59D33020

Explanation: Replacement device is not supported.

Failing Item:

- DISKDRV
 - STORIOA
 - SASCABL
-

59D33029

Explanation: A device replacement has occurred.

Response: No action required. This reference code is logged for information only.

59D33100

Explanation: Device bus interface error occurred.

Failing Item:

- DISKDRV
 - STORIOA
 - SASCABL
 - SASEXP
-

59D33109

Explanation: IOA timed out a disk command.

Failing Item:

- DISKDRV
 - STORIOA
 - SASCABL
 - SASEXP
-

59D3310C

Explanation: Device bus error.

Failing Item:

- SIP3250
 - DISKDRV
 - STORIOA
-

59D3310D

Explanation: Device bus error.

Failing Item:

- SIP3250
 - DISKDRV
 - STORIOA
-

59D33110

Explanation: Device bus interface error occurred.

Failing Item:

- DISKDRV
 - STORIOA
 - SASCABL
 - SASEXP
-

59D33130

Explanation: Device Licensed Internal Code.

Response: The device is not supported with the level of code currently on the system. Contact your next level of support.

Failing Item:

- SVCDOCS
-

59D334FF

Explanation: Format in progress.

Response: No action required. This reference code is logged for information only.

59D34041

Explanation: Incomplete multipath connection.

Response: Incomplete multipath connection between device backplane and device.

Failing Item:

- SIP3146

59D34060

Explanation: Multipath redundancy level reduced.

Response: A redundant disk unit connection has failed.

Failing Item:

- SIP3153
- SASCABL
- SASEXP

59D34061

Explanation: Multipath redundancy level increased.

Response: A redundant disk unit connection has been restored. No service action is required.

59D34100

Explanation: Device bus fabric error.

Failing Item:

- SIP3152
- SASCABL
- SASEXP
- DEVBPLN
- STORIOA
- DISKDRV

59D37000

Explanation: Disk sector read error.

Response: No action required. This reference code is logged for information only.

59D37001

Explanation: Temporary disk data error.

Response: If this event appears in a serviceable event view, work with the failing item list found there. If this event does not appear in a serviceable event view, no service action is required.

Failing Item:

- DISKDRV

59D370DD

Explanation: System log entry only, no service action required.

59D3FFF3

Explanation: Disk media format not valid.

Failing Item:

- DISKDRV

59D3FFF4

Explanation: Disk device problem.

Failing Item:

- DISKDRV
- STORIOA

59D3FFF5

Explanation: Disk sector read error.

Response: If this event appears in a serviceable event view, work with the failing item list found there. If this event does not appear in a serviceable event view, no service action is required.

Failing Item:

- DISKDRV

59D3FFF6

Explanation: Disk device detected recoverable error.

Response: If this event appears in a serviceable event view, work with the failing item list found there. If this event does not appear in a serviceable event view, no service action is required.

Failing Item:

- DISKDRV

59D3FFF7

Explanation: Temporary disk data error.

Response: If this event appears in a serviceable event view, work with the failing item list found there. If this event does not appear in a serviceable event view, no service action is required.

Failing Item:

- DISKDRV

59D3FFF9

Explanation: Temporary disk data error.

Response: If this event appears in a serviceable event view, work with the failing item list found there. If this

event does not appear in a serviceable event view, no service action is required.

Failing Item:

- DISKDRV

59D3FFFA

Explanation: Temporary disk bus error.

Response: If this event appears in a serviceable event view, work with the failing item list found there. If this event does not appear in a serviceable event view, no service action is required.

Failing Item:

- DISKDRV
- STORIOA
- SASCABL
- SASEXP

59D3FFFB

Explanation: SAS bus reset occurred.

Response: No action required. This reference code is logged for information only.

59D3FFFC

Explanation: Soft device bus error.

Response: If this event appears in a serviceable event view, work with the failing item list found there. If this event does not appear in a serviceable event view, no service action is required.

Failing Item:

- SIP3250
- DISKDRV
- STORIOA

59D3FFFD

Explanation: Soft device bus error.

Response: If this event appears in a serviceable event view, work with the failing item list found there. If this event does not appear in a serviceable event view, no service action is required.

Failing Item:

- SIP3250
- DISKDRV
- STORIOA

59D3FFFE

Explanation: Temporary disk bus error.

Response: If this event appears in a serviceable event view, work with the failing item list found there. If this event does not appear in a serviceable event view, no service action is required.

Failing Item:

- SIP3150

(59D8) Reference codes

59D8102E

Explanation: Out of alternate sectors for disk storage.

Failing Item:

- DISKDRV
-

59D83002

Explanation: Addressed device failed to respond to selection.

Failing Item:

- DISKDRV
 - STORIOA
 - DEVBPLN
 - SASCABL
 - SASEXP
-

59D83010

Explanation: Disk device returned wrong response to IOA.

Failing Item:

- DISKDRV
 - STORIOA
 - SASCABL
 - SASEXP
-

59D83020

Explanation: Replacement device is not supported.

Failing Item:

- DISKDRV
 - STORIOA
 - SASCABL
-

59D83029

Explanation: A device replacement has occurred.

Response: No action required. This reference code is logged for information only.

59D83100

Explanation: Device bus interface error occurred.

Failing Item:

- DISKDRV
 - STORIOA
 - SASCABL
 - SASEXP
-

59D83109

Explanation: IOA timed out a disk command.

Failing Item:

- DISKDRV
 - STORIOA
 - SASCABL
 - SASEXP
-

59D8310C

Explanation: Device bus error.

Failing Item:

- SIP3250
 - DISKDRV
 - STORIOA
-

59D8310D

Explanation: Device bus error.

Failing Item:

- SIP3250
 - DISKDRV
 - STORIOA
-

59D83110

Explanation: Device bus interface error occurred.

Failing Item:

- DISKDRV
 - STORIOA
 - SASCABL
 - SASEXP
-

59D83130

Explanation: Device Licensed Internal Code.

Response: The device is not supported with the level of code currently on the system. Contact your next level of support.

Failing Item:

- SVCDOCS
-

59D834FF

Explanation: Format in progress.

Response: No action required. This reference code is logged for information only.

59D84041

Explanation: Incomplete multipath connection.

Response: Incomplete multipath connection between device backplane and device.

Failing Item:

- SIP3146
-

59D84060

Explanation: Multipath redundancy level reduced.

Response: A redundant disk unit connection has failed.

Failing Item:

- SIP3153
 - SASCABL
 - SASEXP
-

59D84061

Explanation: Multipath redundancy level increased.

Response: A redundant disk unit connection has been restored. No service action is required.

59D84100

Explanation: Device bus fabric error.

Failing Item:

- SIP3152
 - SASCABL
 - SASEXP
 - DEVBPLN
 - STORIOA
 - DISKDRV
-

59D87000

Explanation: Disk sector read error.

Response: No action required. This reference code is logged for information only.

59D87001

Explanation: Temporary disk data error.

Response: If this event appears in a serviceable event view, work with the failing item list found there. If this event does not appear in a serviceable event view, no service action is required.

Failing Item:

- DISKDRV
-

59D870DD

Explanation: System log entry only, no service action required.

59D8FFF3

Explanation: Disk media format not valid.

Failing Item:

- DISKDRV
-

59D8FFF4

Explanation: Disk device problem.

Failing Item:

- DISKDRV
 - STORIOA
-

59D8FFF5

Explanation: Disk sector read error.

Response: If this event appears in a serviceable event view, work with the failing item list found there. If this event does not appear in a serviceable event view, no service action is required.

Failing Item:

- DISKDRV
-

59D8FFF6

Explanation: Disk device detected recoverable error.

Response: If this event appears in a serviceable event view, work with the failing item list found there. If this event does not appear in a serviceable event view, no service action is required.

Failing Item:

- DISKDRV
-

59D8FFF7

Explanation: Temporary disk data error.

Response: If this event appears in a serviceable event view, work with the failing item list found there. If this event does not appear in a serviceable event view, no service action is required.

Failing Item:

- DISKDRV
-

59D8FFF9

Explanation: Temporary disk data error.

Response: If this event appears in a serviceable event view, work with the failing item list found there. If this

59D8FFFA • 59D8FFFE

event does not appear in a serviceable event view, no service action is required.

Failing Item:

- DISKDRV

59D8FFFA

Explanation: Temporary disk bus error.

Response: If this event appears in a serviceable event view, work with the failing item list found there. If this event does not appear in a serviceable event view, no service action is required.

Failing Item:

- DISKDRV
- STORIOA
- SASCABL
- SASEXP

59D8FFFB

Explanation: SAS bus reset occurred.

Response: No action required. This reference code is logged for information only.

59D8FFFC

Explanation: Soft device bus error.

Response: If this event appears in a serviceable event view, work with the failing item list found there. If this event does not appear in a serviceable event view, no service action is required.

Failing Item:

- SIP3250
- DISKDRV
- STORIOA

59D8FFFD

Explanation: Soft device bus error.

Response: If this event appears in a serviceable event view, work with the failing item list found there. If this event does not appear in a serviceable event view, no service action is required.

Failing Item:

- SIP3250
- DISKDRV
- STORIOA

59D8FFFE

Explanation: Temporary disk bus error.

Response: If this event appears in a serviceable event view, work with the failing item list found there. If this event does not appear in a serviceable event view, no service action is required.

Failing Item:

- SIP3150

(59DA) Reference codes

59DA102E

Explanation: Out of alternate sectors for disk storage.

Failing Item:

- DISKDRV
-

59DA3002

Explanation: Addressed device failed to respond to selection.

Failing Item:

- DISKDRV
 - STORIOA
 - DEVBPLN
 - SASCABL
 - SASEXP
-

59DA3010

Explanation: Disk device returned wrong response to IOA.

Failing Item:

- DISKDRV
 - STORIOA
 - SASCABL
 - SASEXP
-

59DA3020

Explanation: Replacement device is not supported.

Failing Item:

- DISKDRV
 - STORIOA
 - SASCABL
-

59DA3029

Explanation: A device replacement has occurred.

Response: No action required. This reference code is logged for information only.

59DA3100

Explanation: Device bus interface error occurred.

Failing Item:

- DISKDRV
- STORIOA
- SASCABL
- SASEXP

59DA3109

Explanation: IOA timed out a disk command.

Failing Item:

- DISKDRV
 - STORIOA
 - SASCABL
 - SASEXP
-

59DA310C

Explanation: Device bus error.

Failing Item:

- SIP3250
 - DISKDRV
 - STORIOA
-

59DA310D

Explanation: Device bus error.

Failing Item:

- SIP3250
 - DISKDRV
 - STORIOA
-

59DA3110

Explanation: Device bus interface error occurred.

Failing Item:

- DISKDRV
 - STORIOA
 - SASCABL
 - SASEXP
-

59DA3130

Explanation: Device Licensed Internal Code.

Response: The device is not supported with the level of code currently on the system. Contact your next level of support.

Failing Item:

- SVCDOCS
-

59DA34FF

Explanation: Format in progress.

Response: No action required. This reference code is logged for information only.

59DA4041

Explanation: Incomplete multipath connection.

Response: Incomplete multipath connection between device backplane and device.

Failing Item:

- SIP3146

59DA4060

Explanation: Multipath redundancy level reduced.

Response: A redundant disk unit connection has failed.

Failing Item:

- SIP3153
- SASCABL
- SASEXP

59DA4061

Explanation: Multipath redundancy level increased.

Response: A redundant disk unit connection has been restored. No service action is required.

59DA4100

Explanation: Device bus fabric error.

Failing Item:

- SIP3152
- SASCABL
- SASEXP
- DEVBPLN
- STORIOA
- DISKDRV

59DA7000

Explanation: Disk sector read error.

Response: No action required. This reference code is logged for information only.

59DA7001

Explanation: Temporary disk data error.

Response: If this event appears in a serviceable event view, work with the failing item list found there. If this event does not appear in a serviceable event view, no service action is required.

Failing Item:

- DISKDRV

59DA70DD

Explanation: System log entry only, no service action required.

59DAFFF3

Explanation: Disk media format not valid.

Failing Item:

- DISKDRV

59DAFFF4

Explanation: Disk device problem.

Failing Item:

- DISKDRV
- STORIOA

59DAFFF5

Explanation: Disk sector read error.

Response: If this event appears in a serviceable event view, work with the failing item list found there. If this event does not appear in a serviceable event view, no service action is required.

Failing Item:

- DISKDRV

59DAFFF6

Explanation: Disk device detected recoverable error.

Response: If this event appears in a serviceable event view, work with the failing item list found there. If this event does not appear in a serviceable event view, no service action is required.

Failing Item:

- DISKDRV

59DAFFF7

Explanation: Temporary disk data error.

Response: If this event appears in a serviceable event view, work with the failing item list found there. If this event does not appear in a serviceable event view, no service action is required.

Failing Item:

- DISKDRV

59DAFFF9

Explanation: Temporary disk data error.

Response: If this event appears in a serviceable event view, work with the failing item list found there. If this

event does not appear in a serviceable event view, no service action is required.

Failing Item:

- DISKDRV

59DAFFFA

Explanation: Temporary disk bus error.

Response: If this event appears in a serviceable event view, work with the failing item list found there. If this event does not appear in a serviceable event view, no service action is required.

Failing Item:

- DISKDRV
- STORIOA
- SASCABL
- SASEXP

59DAFFFB

Explanation: SAS bus reset occurred.

Response: No action required. This reference code is logged for information only.

59DAFFFC

Explanation: Soft device bus error.

Response: If this event appears in a serviceable event view, work with the failing item list found there. If this event does not appear in a serviceable event view, no service action is required.

Failing Item:

- SIP3250
- DISKDRV
- STORIOA

59DAFFFD

Explanation: Soft device bus error.

Response: If this event appears in a serviceable event view, work with the failing item list found there. If this event does not appear in a serviceable event view, no service action is required.

Failing Item:

- SIP3250
- DISKDRV
- STORIOA

59DAFFFE

Explanation: Temporary disk bus error.

Response: If this event appears in a serviceable event view, work with the failing item list found there. If this event does not appear in a serviceable event view, no service action is required.

Failing Item:

- SIP3150

(59DB) Reference codes

59DB102E

Explanation: Out of alternate sectors for disk storage.

Failing Item:

- DISKDRV
-

59DB3002

Explanation: Addressed device failed to respond to selection.

Failing Item:

- DISKDRV
 - STORIOA
 - DEVBPLN
 - SASCABL
 - SASEXP
-

59DB3010

Explanation: Disk device returned wrong response to IOA.

Failing Item:

- DISKDRV
 - STORIOA
 - SASCABL
 - SASEXP
-

59DB3020

Explanation: Replacement device is not supported.

Failing Item:

- DISKDRV
 - STORIOA
 - SASCABL
-

59DB3029

Explanation: A device replacement has occurred.

Response: No action required. This reference code is logged for information only.

59DB3100

Explanation: Device bus interface error occurred.

Failing Item:

- DISKDRV
 - STORIOA
 - SASCABL
 - SASEXP
-

59DB3109

Explanation: IOA timed out a disk command.

Failing Item:

- DISKDRV
 - STORIOA
 - SASCABL
 - SASEXP
-

59DB310C

Explanation: Device bus error.

Failing Item:

- SIP3250
 - DISKDRV
 - STORIOA
-

59DB310D

Explanation: Device bus error.

Failing Item:

- SIP3250
 - DISKDRV
 - STORIOA
-

59DB3110

Explanation: Device bus interface error occurred.

Failing Item:

- DISKDRV
 - STORIOA
 - SASCABL
 - SASEXP
-

59DB3130

Explanation: Device Licensed Internal Code.

Response: The device is not supported with the level of code currently on the system. Contact your next level of support.

Failing Item:

- SVCDOCS
-

59DB34FF

Explanation: Format in progress.

Response: No action required. This reference code is logged for information only.

59DB4041

Explanation: Incomplete multipath connection.

Response: Incomplete multipath connection between device backplane and device.

Failing Item:

- SIP3146
-

59DB4060

Explanation: Multipath redundancy level reduced.

Response: A redundant disk unit connection has failed.

Failing Item:

- SIP3153
 - SASCABL
 - SASEXP
-

59DB4061

Explanation: Multipath redundancy level increased.

Response: A redundant disk unit connection has been restored. No service action is required.

59DB4100

Explanation: Device bus fabric error.

Failing Item:

- SIP3152
 - SASCABL
 - SASEXP
 - DEVBPLN
 - STORIOA
 - DISKDRV
-

59DB7000

Explanation: Disk sector read error.

Response: No action required. This reference code is logged for information only.

59DB7001

Explanation: Temporary disk data error.

Response: If this event appears in a serviceable event view, work with the failing item list found there. If this event does not appear in a serviceable event view, no service action is required.

Failing Item:

- DISKDRV
-

59DB70DD

Explanation: System log entry only, no service action required.

59DBFFF3

Explanation: Disk media format not valid.

Failing Item:

- DISKDRV
-

59DBFFF4

Explanation: Disk device problem.

Failing Item:

- DISKDRV
 - STORIOA
-

59DBFFF5

Explanation: Disk sector read error.

Response: If this event appears in a serviceable event view, work with the failing item list found there. If this event does not appear in a serviceable event view, no service action is required.

Failing Item:

- DISKDRV
-

59DBFFF6

Explanation: Disk device detected recoverable error.

Response: If this event appears in a serviceable event view, work with the failing item list found there. If this event does not appear in a serviceable event view, no service action is required.

Failing Item:

- DISKDRV
-

59DBFFF7

Explanation: Temporary disk data error.

Response: If this event appears in a serviceable event view, work with the failing item list found there. If this event does not appear in a serviceable event view, no service action is required.

Failing Item:

- DISKDRV
-

59DBFFF9

Explanation: Temporary disk data error.

Response: If this event appears in a serviceable event view, work with the failing item list found there. If this

59DBFFFA • 59DBFFFE

event does not appear in a serviceable event view, no service action is required.

Failing Item:

- DISKDRV

59DBFFFA

Explanation: Temporary disk bus error.

Response: If this event appears in a serviceable event view, work with the failing item list found there. If this event does not appear in a serviceable event view, no service action is required.

Failing Item:

- DISKDRV
- STORIOA
- SASCABL
- SASEXP

59DBFFFB

Explanation: SAS bus reset occurred.

Response: No action required. This reference code is logged for information only.

59DBFFFC

Explanation: Soft device bus error.

Response: If this event appears in a serviceable event view, work with the failing item list found there. If this event does not appear in a serviceable event view, no service action is required.

Failing Item:

- SIP3250
- DISKDRV
- STORIOA

59DBFFFD

Explanation: Soft device bus error.

Response: If this event appears in a serviceable event view, work with the failing item list found there. If this event does not appear in a serviceable event view, no service action is required.

Failing Item:

- SIP3250
- DISKDRV
- STORIOA

59DBFFFE

Explanation: Temporary disk bus error.

Response: If this event appears in a serviceable event view, work with the failing item list found there. If this event does not appear in a serviceable event view, no service action is required.

Failing Item:

- SIP3150

(59DD) Reference codes

59DD102E

Explanation: Out of alternate sectors for disk storage.

Failing Item:

- DISKDRV
-

59DD3002

Explanation: Addressed device failed to respond to selection.

Failing Item:

- DISKDRV
 - STORIOA
 - DEVBPLN
 - SASCABL
 - SASEXP
-

59DD3010

Explanation: Disk device returned wrong response to IOA.

Failing Item:

- DISKDRV
 - STORIOA
 - SASCABL
 - SASEXP
-

59DD3020

Explanation: Replacement device is not supported.

Failing Item:

- DISKDRV
 - STORIOA
 - SASCABL
-

59DD3029

Explanation: A device replacement has occurred.

Response: No action required. This reference code is logged for information only.

59DD3100

Explanation: Device bus interface error occurred.

Failing Item:

- DISKDRV
 - STORIOA
 - SASCABL
 - SASEXP
-

59DD3109

Explanation: IOA timed out a disk command.

Failing Item:

- DISKDRV
 - STORIOA
 - SASCABL
 - SASEXP
-

59DD310C

Explanation: Device bus error.

Failing Item:

- SIP3250
 - DISKDRV
 - STORIOA
-

59DD310D

Explanation: Device bus error.

Failing Item:

- SIP3250
 - DISKDRV
 - STORIOA
-

59DD3110

Explanation: Device bus interface error occurred.

Failing Item:

- DISKDRV
 - STORIOA
 - SASCABL
 - SASEXP
-

59DD3130

Explanation: Device Licensed Internal Code.

Response: The device is not supported with the level of code currently on the system. Contact your next level of support.

Failing Item:

- SVCDOCS
-

59DD34FF

Explanation: Format in progress.

Response: No action required. This reference code is logged for information only.

59DD4041

Explanation: Incomplete multipath connection.

Response: Incomplete multipath connection between device backplane and device.

Failing Item:

- SIP3146

59DD4060

Explanation: Multipath redundancy level reduced.

Response: A redundant disk unit connection has failed.

Failing Item:

- SIP3153
- SASCABL
- SASEXP

59DD4061

Explanation: Multipath redundancy level increased.

Response: A redundant disk unit connection has been restored. No service action is required.

59DD4100

Explanation: Device bus fabric error.

Failing Item:

- SIP3152
- SASCABL
- SASEXP
- DEVBPLN
- STORIOA
- DISKDRV

59DD7000

Explanation: Disk sector read error.

Response: No action required. This reference code is logged for information only.

59DD7001

Explanation: Temporary disk data error.

Response: If this event appears in a serviceable event view, work with the failing item list found there. If this event does not appear in a serviceable event view, no service action is required.

Failing Item:

- DISKDRV

59DD70DD

Explanation: System log entry only, no service action required.

59DDFFF3

Explanation: Disk media format not valid.

Failing Item:

- DISKDRV

59DDFFF4

Explanation: Disk device problem.

Failing Item:

- DISKDRV
- STORIOA

59DDFFF5

Explanation: Disk sector read error.

Response: If this event appears in a serviceable event view, work with the failing item list found there. If this event does not appear in a serviceable event view, no service action is required.

Failing Item:

- DISKDRV

59DDFFF6

Explanation: Disk device detected recoverable error.

Response: If this event appears in a serviceable event view, work with the failing item list found there. If this event does not appear in a serviceable event view, no service action is required.

Failing Item:

- DISKDRV

59DDFFF7

Explanation: Temporary disk data error.

Response: If this event appears in a serviceable event view, work with the failing item list found there. If this event does not appear in a serviceable event view, no service action is required.

Failing Item:

- DISKDRV

59DDFFF9

Explanation: Temporary disk data error.

Response: If this event appears in a serviceable event view, work with the failing item list found there. If this

event does not appear in a serviceable event view, no service action is required.

Failing Item:

- DISKDRV

59DDFFFA

Explanation: Temporary disk bus error.

Response: If this event appears in a serviceable event view, work with the failing item list found there. If this event does not appear in a serviceable event view, no service action is required.

Failing Item:

- DISKDRV
- STORIOA
- SASCABL
- SASEXP

59DDFFFB

Explanation: SAS bus reset occurred.

Response: No action required. This reference code is logged for information only.

59DDFFFC

Explanation: Soft device bus error.

Response: If this event appears in a serviceable event view, work with the failing item list found there. If this event does not appear in a serviceable event view, no service action is required.

Failing Item:

- SIP3250
- DISKDRV
- STORIOA

59DDFFFD

Explanation: Soft device bus error.

Response: If this event appears in a serviceable event view, work with the failing item list found there. If this event does not appear in a serviceable event view, no service action is required.

Failing Item:

- SIP3250
- DISKDRV
- STORIOA

59DDFFFE

Explanation: Temporary disk bus error.

Response: If this event appears in a serviceable event view, work with the failing item list found there. If this event does not appear in a serviceable event view, no service action is required.

Failing Item:

- SIP3150

(59DE) Reference codes

59DE102E

Explanation: Out of alternate sectors for disk storage.

Failing Item:

- DISKDRV

59DE3002

Explanation: Addressed device failed to respond to selection.

Failing Item:

- DISKDRV
- STORIOA
- DEVBPLN
- SASCABL
- SASEXP

59DE3010

Explanation: Disk device returned wrong response to IOA.

Failing Item:

- DISKDRV
- STORIOA
- SASCABL
- SASEXP

59DE3020

Explanation: Replacement device is not supported.

Failing Item:

- DISKDRV
- STORIOA
- SASCABL

59DE3029

Explanation: A device replacement has occurred.

Response: No action required. This reference code is logged for information only.

59DE3100

Explanation: Device bus interface error occurred.

Failing Item:

- DISKDRV
- STORIOA
- SASCABL
- SASEXP

59DE3109

Explanation: IOA timed out a disk command.

Failing Item:

- DISKDRV
- STORIOA
- SASCABL
- SASEXP

59DE310C

Explanation: Device bus error.

Failing Item:

- SIP3250
- DISKDRV
- STORIOA

59DE310D

Explanation: Device bus error.

Failing Item:

- SIP3250
- DISKDRV
- STORIOA

59DE3110

Explanation: Device bus interface error occurred.

Failing Item:

- DISKDRV
- STORIOA
- SASCABL
- SASEXP

59DE3130

Explanation: Device Licensed Internal Code.

Response: The device is not supported with the level of code currently on the system. Contact your next level of support.

Failing Item:

- SVCDOCS

59DE34FF

Explanation: Format in progress.

Response: No action required. This reference code is logged for information only.

59DE4041

Explanation: Incomplete multipath connection.

Response: Incomplete multipath connection between device backplane and device.

Failing Item:

- SIP3146
-

59DE4060

Explanation: Multipath redundancy level reduced.

Response: A redundant disk unit connection has failed.

Failing Item:

- SIP3153
 - SASCABL
 - SASEXP
-

59DE4061

Explanation: Multipath redundancy level increased.

Response: A redundant disk unit connection has been restored. No service action is required.

59DE4100

Explanation: Device bus fabric error.

Failing Item:

- SIP3152
 - SASCABL
 - SASEXP
 - DEVBPLN
 - STORIOA
 - DISKDRV
-

59DE7000

Explanation: Disk sector read error.

Response: No action required. This reference code is logged for information only.

59DE7001

Explanation: Temporary disk data error.

Response: If this event appears in a serviceable event view, work with the failing item list found there. If this event does not appear in a serviceable event view, no service action is required.

Failing Item:

- DISKDRV
-

59DE70DD

Explanation: System log entry only, no service action required.

59DEFFF3

Explanation: Disk media format not valid.

Failing Item:

- DISKDRV
-

59DEFFF4

Explanation: Disk device problem.

Failing Item:

- DISKDRV
 - STORIOA
-

59DEFFF5

Explanation: Disk sector read error.

Response: If this event appears in a serviceable event view, work with the failing item list found there. If this event does not appear in a serviceable event view, no service action is required.

Failing Item:

- DISKDRV
-

59DEFFF6

Explanation: Disk device detected recoverable error.

Response: If this event appears in a serviceable event view, work with the failing item list found there. If this event does not appear in a serviceable event view, no service action is required.

Failing Item:

- DISKDRV
-

59DEFFF7

Explanation: Temporary disk data error.

Response: If this event appears in a serviceable event view, work with the failing item list found there. If this event does not appear in a serviceable event view, no service action is required.

Failing Item:

- DISKDRV
-

59DEFFF9

Explanation: Temporary disk data error.

Response: If this event appears in a serviceable event view, work with the failing item list found there. If this

59DEFFFA • 59DEFFFE

event does not appear in a serviceable event view, no service action is required.

Failing Item:

- DISKDRV
-

59DEFFFA

Explanation: Temporary disk bus error.

Response: If this event appears in a serviceable event view, work with the failing item list found there. If this event does not appear in a serviceable event view, no service action is required.

Failing Item:

- DISKDRV
 - STORIOA
 - SASCABL
 - SASEXP
-

59DEFFFB

Explanation: SAS bus reset occurred.

Response: No action required. This reference code is logged for information only.

59DEFFFC

Explanation: Soft device bus error.

Response: If this event appears in a serviceable event view, work with the failing item list found there. If this event does not appear in a serviceable event view, no service action is required.

Failing Item:

- SIP3250
 - DISKDRV
 - STORIOA
-

59DEFFFD

Explanation: Soft device bus error.

Response: If this event appears in a serviceable event view, work with the failing item list found there. If this event does not appear in a serviceable event view, no service action is required.

Failing Item:

- SIP3250
- DISKDRV
- STORIOA

59DEFFFE

Explanation: Temporary disk bus error.

Response: If this event appears in a serviceable event view, work with the failing item list found there. If this event does not appear in a serviceable event view, no service action is required.

Failing Item:

- SIP3150

(59E0) Reference codes

59E0102E

Explanation: Out of alternate sectors for disk storage.

Failing Item:

- DISKDRV
-

59E03002

Explanation: Addressed device failed to respond to selection.

Failing Item:

- DISKDRV
 - STORIOA
 - DEVBPLN
 - SASCABL
 - SASEXP
-

59E03010

Explanation: Disk device returned wrong response to IOA.

Failing Item:

- DISKDRV
 - STORIOA
 - SASCABL
 - SASEXP
-

59E03020

Explanation: Replacement device is not supported.

Failing Item:

- DISKDRV
 - STORIOA
 - SASCABL
-

59E03029

Explanation: A device replacement has occurred.

Response: No action required. This reference code is logged for information only.

59E03100

Explanation: Device bus interface error occurred.

Failing Item:

- DISKDRV
 - STORIOA
 - SASCABL
 - SASEXP
-

59E03109

Explanation: IOA timed out a disk command.

Failing Item:

- DISKDRV
 - STORIOA
 - SASCABL
 - SASEXP
-

59E0310C

Explanation: Device bus error.

Failing Item:

- SIP3250
 - DISKDRV
 - STORIOA
-

59E0310D

Explanation: Device bus error.

Failing Item:

- SIP3250
 - DISKDRV
 - STORIOA
-

59E03110

Explanation: Device bus interface error occurred.

Failing Item:

- DISKDRV
 - STORIOA
 - SASCABL
 - SASEXP
-

59E03130

Explanation: Device Licensed Internal Code.

Response: The device is not supported with the level of code currently on the system. Contact your next level of support.

Failing Item:

- SVCDOCS
-

59E034FF

Explanation: Format in progress.

Response: No action required. This reference code is logged for information only.

59E04041

Explanation: Incomplete multipath connection.

Response: Incomplete multipath connection between device backplane and device.

Failing Item:

- SIP3146
-

59E04060

Explanation: Multipath redundancy level reduced.

Response: A redundant disk unit connection has failed.

Failing Item:

- SIP3153
 - SASCABL
 - SASEXP
-

59E04061

Explanation: Multipath redundancy level increased.

Response: A redundant disk unit connection has been restored. No service action is required.

59E04100

Explanation: Device bus fabric error.

Failing Item:

- SIP3152
 - SASCABL
 - SASEXP
 - DEVBPLN
 - STORIOA
 - DISKDRV
-

59E07000

Explanation: Disk sector read error.

Response: No action required. This reference code is logged for information only.

59E07001

Explanation: Temporary disk data error.

Response: If this event appears in a serviceable event view, work with the failing item list found there. If this event does not appear in a serviceable event view, no service action is required.

Failing Item:

- DISKDRV
-

59E070DD

Explanation: System log entry only, no service action required.

59E0FFF3

Explanation: Disk media format not valid.

Failing Item:

- DISKDRV
-

59E0FFF4

Explanation: Disk device problem.

Failing Item:

- DISKDRV
 - STORIOA
-

59E0FFF5

Explanation: Disk sector read error.

Response: If this event appears in a serviceable event view, work with the failing item list found there. If this event does not appear in a serviceable event view, no service action is required.

Failing Item:

- DISKDRV
-

59E0FFF6

Explanation: Disk device detected recoverable error.

Response: If this event appears in a serviceable event view, work with the failing item list found there. If this event does not appear in a serviceable event view, no service action is required.

Failing Item:

- DISKDRV
-

59E0FFF7

Explanation: Temporary disk data error.

Response: If this event appears in a serviceable event view, work with the failing item list found there. If this event does not appear in a serviceable event view, no service action is required.

Failing Item:

- DISKDRV
-

59E0FFF9

Explanation: Temporary disk data error.

Response: If this event appears in a serviceable event view, work with the failing item list found there. If this

event does not appear in a serviceable event view, no service action is required.

Failing Item:

- DISKDRV

59E0FFFA

Explanation: Temporary disk bus error.

Response: If this event appears in a serviceable event view, work with the failing item list found there. If this event does not appear in a serviceable event view, no service action is required.

Failing Item:

- DISKDRV
- STORIOA
- SASCABL
- SASEXP

59E0FFFB

Explanation: SAS bus reset occurred.

Response: No action required. This reference code is logged for information only.

59E0FFFC

Explanation: Soft device bus error.

Response: If this event appears in a serviceable event view, work with the failing item list found there. If this event does not appear in a serviceable event view, no service action is required.

Failing Item:

- SIP3250
- DISKDRV
- STORIOA

59E0FFFD

Explanation: Soft device bus error.

Response: If this event appears in a serviceable event view, work with the failing item list found there. If this event does not appear in a serviceable event view, no service action is required.

Failing Item:

- SIP3250
- DISKDRV
- STORIOA

59E0FFFE

Explanation: Temporary disk bus error.

Response: If this event appears in a serviceable event view, work with the failing item list found there. If this event does not appear in a serviceable event view, no service action is required.

Failing Item:

- SIP3150

(59E1) Reference codes

59E1102E

Explanation: Out of alternate sectors for disk storage.

Failing Item:

- DISKDRV
-

59E13002

Explanation: Addressed device failed to respond to selection.

Failing Item:

- DISKDRV
 - STORIOA
 - DEVBPLN
 - SASCABL
 - SASEXP
-

59E13010

Explanation: Disk device returned wrong response to IOA.

Failing Item:

- DISKDRV
 - STORIOA
 - SASCABL
 - SASEXP
-

59E13020

Explanation: Replacement device is not supported.

Failing Item:

- DISKDRV
 - STORIOA
 - SASCABL
-

59E13029

Explanation: A device replacement has occurred.

Response: No action required. This reference code is logged for information only.

59E13100

Explanation: Device bus interface error occurred.

Failing Item:

- DISKDRV
 - STORIOA
 - SASCABL
 - SASEXP
-

59E13109

Explanation: IOA timed out a disk command.

Failing Item:

- DISKDRV
 - STORIOA
 - SASCABL
 - SASEXP
-

59E1310C

Explanation: Device bus error.

Failing Item:

- SIP3250
 - DISKDRV
 - STORIOA
-

59E1310D

Explanation: Device bus error.

Failing Item:

- SIP3250
 - DISKDRV
 - STORIOA
-

59E13110

Explanation: Device bus interface error occurred.

Failing Item:

- DISKDRV
 - STORIOA
 - SASCABL
 - SASEXP
-

59E13130

Explanation: Device Licensed Internal Code.

Response: The device is not supported with the level of code currently on the system. Contact your next level of support.

Failing Item:

- SVCDOCS
-

59E134FF

Explanation: Format in progress.

Response: No action required. This reference code is logged for information only.

59E14041

Explanation: Incomplete multipath connection.

Response: Incomplete multipath connection between device backplane and device.

Failing Item:

- SIP3146
-

59E14060

Explanation: Multipath redundancy level reduced.

Response: A redundant disk unit connection has failed.

Failing Item:

- SIP3153
 - SASCABL
 - SASEXP
-

59E14061

Explanation: Multipath redundancy level increased.

Response: A redundant disk unit connection has been restored. No service action is required.

59E14100

Explanation: Device bus fabric error.

Failing Item:

- SIP3152
 - SASCABL
 - SASEXP
 - DEVBPLN
 - STORIOA
 - DISKDRV
-

59E17000

Explanation: Disk sector read error.

Response: No action required. This reference code is logged for information only.

59E17001

Explanation: Temporary disk data error.

Response: If this event appears in a serviceable event view, work with the failing item list found there. If this event does not appear in a serviceable event view, no service action is required.

Failing Item:

- DISKDRV
-

59E170DD

Explanation: System log entry only, no service action required.

59E1FFF3

Explanation: Disk media format not valid.

Failing Item:

- DISKDRV
-

59E1FFF4

Explanation: Disk device problem.

Failing Item:

- DISKDRV
 - STORIOA
-

59E1FFF5

Explanation: Disk sector read error.

Response: If this event appears in a serviceable event view, work with the failing item list found there. If this event does not appear in a serviceable event view, no service action is required.

Failing Item:

- DISKDRV
-

59E1FFF6

Explanation: Disk device detected recoverable error.

Response: If this event appears in a serviceable event view, work with the failing item list found there. If this event does not appear in a serviceable event view, no service action is required.

Failing Item:

- DISKDRV
-

59E1FFF7

Explanation: Temporary disk data error.

Response: If this event appears in a serviceable event view, work with the failing item list found there. If this event does not appear in a serviceable event view, no service action is required.

Failing Item:

- DISKDRV
-

59E1FFF9

Explanation: Temporary disk data error.

Response: If this event appears in a serviceable event view, work with the failing item list found there. If this

59E1FFFA • 59E1FFFE

event does not appear in a serviceable event view, no service action is required.

Failing Item:

- DISKDRV

59E1FFFA

Explanation: Temporary disk bus error.

Response: If this event appears in a serviceable event view, work with the failing item list found there. If this event does not appear in a serviceable event view, no service action is required.

Failing Item:

- DISKDRV
- STORIOA
- SASCABL
- SASEXP

59E1FFFB

Explanation: SAS bus reset occurred.

Response: No action required. This reference code is logged for information only.

59E1FFFC

Explanation: Soft device bus error.

Response: If this event appears in a serviceable event view, work with the failing item list found there. If this event does not appear in a serviceable event view, no service action is required.

Failing Item:

- SIP3250
- DISKDRV
- STORIOA

59E1FFFD

Explanation: Soft device bus error.

Response: If this event appears in a serviceable event view, work with the failing item list found there. If this event does not appear in a serviceable event view, no service action is required.

Failing Item:

- SIP3250
- DISKDRV
- STORIOA

59E1FFFE

Explanation: Temporary disk bus error.

Response: If this event appears in a serviceable event view, work with the failing item list found there. If this event does not appear in a serviceable event view, no service action is required.

Failing Item:

- SIP3150

(59E4) Reference codes

59E4102E

Explanation: Out of alternate sectors for disk storage.

Failing Item:

- DISKDRV
-

59E43002

Explanation: Addressed device failed to respond to selection.

Failing Item:

- DISKDRV
 - STORIOA
 - DEVBPLN
 - SASCABL
 - SASEXP
-

59E43010

Explanation: Disk device returned wrong response to IOA.

Failing Item:

- DISKDRV
 - STORIOA
 - SASCABL
 - SASEXP
-

59E43020

Explanation: Replacement device is not supported.

Failing Item:

- DISKDRV
 - STORIOA
 - SASCABL
-

59E43029

Explanation: A device replacement has occurred.

Response: No action required. This reference code is logged for information only.

59E43100

Explanation: Device bus interface error occurred.

Failing Item:

- DISKDRV
 - STORIOA
 - SASCABL
 - SASEXP
-

59E43109

Explanation: IOA timed out a disk command.

Failing Item:

- DISKDRV
 - STORIOA
 - SASCABL
 - SASEXP
-

59E4310C

Explanation: Device bus error.

Failing Item:

- SIP3250
 - DISKDRV
 - STORIOA
-

59E4310D

Explanation: Device bus error.

Failing Item:

- SIP3250
 - DISKDRV
 - STORIOA
-

59E43110

Explanation: Device bus interface error occurred.

Failing Item:

- DISKDRV
 - STORIOA
 - SASCABL
 - SASEXP
-

59E43130

Explanation: Device Licensed Internal Code.

Response: The device is not supported with the level of code currently on the system. Contact your next level of support.

Failing Item:

- SVCDOCS
-

59E434FF

Explanation: Format in progress.

Response: No action required. This reference code is logged for information only.

59E44041

Explanation: Incomplete multipath connection.

Response: Incomplete multipath connection between device backplane and device.

Failing Item:

- SIP3146
-

59E44060

Explanation: Multipath redundancy level reduced.

Response: A redundant disk unit connection has failed.

Failing Item:

- SIP3153
 - SASCABL
 - SASEXP
-

59E44061

Explanation: Multipath redundancy level increased.

Response: A redundant disk unit connection has been restored. No service action is required.

59E44100

Explanation: Device bus fabric error.

Failing Item:

- SIP3152
 - SASCABL
 - SASEXP
 - DEVBPLN
 - STORIOA
 - DISKDRV
-

59E47000

Explanation: Disk sector read error.

Response: No action required. This reference code is logged for information only.

59E47001

Explanation: Temporary disk data error.

Response: If this event appears in a serviceable event view, work with the failing item list found there. If this event does not appear in a serviceable event view, no service action is required.

Failing Item:

- DISKDRV
-

59E470DD

Explanation: System log entry only, no service action required.

59E4FFF3

Explanation: Disk media format not valid.

Failing Item:

- DISKDRV
-

59E4FFF4

Explanation: Disk device problem.

Failing Item:

- DISKDRV
 - STORIOA
-

59E4FFF5

Explanation: Disk sector read error.

Response: If this event appears in a serviceable event view, work with the failing item list found there. If this event does not appear in a serviceable event view, no service action is required.

Failing Item:

- DISKDRV
-

59E4FFF6

Explanation: Disk device detected recoverable error.

Response: If this event appears in a serviceable event view, work with the failing item list found there. If this event does not appear in a serviceable event view, no service action is required.

Failing Item:

- DISKDRV
-

59E4FFF7

Explanation: Temporary disk data error.

Response: If this event appears in a serviceable event view, work with the failing item list found there. If this event does not appear in a serviceable event view, no service action is required.

Failing Item:

- DISKDRV
-

59E4FFF9

Explanation: Temporary disk data error.

Response: If this event appears in a serviceable event view, work with the failing item list found there. If this

event does not appear in a serviceable event view, no service action is required.

Failing Item:

- DISKDRV

59E4FFFA

Explanation: Temporary disk bus error.

Response: If this event appears in a serviceable event view, work with the failing item list found there. If this event does not appear in a serviceable event view, no service action is required.

Failing Item:

- DISKDRV
- STORIOA
- SASCABL
- SASEXP

59E4FFFB

Explanation: SAS bus reset occurred.

Response: No action required. This reference code is logged for information only.

59E4FFFC

Explanation: Soft device bus error.

Response: If this event appears in a serviceable event view, work with the failing item list found there. If this event does not appear in a serviceable event view, no service action is required.

Failing Item:

- SIP3250
- DISKDRV
- STORIOA

59E4FFFD

Explanation: Soft device bus error.

Response: If this event appears in a serviceable event view, work with the failing item list found there. If this event does not appear in a serviceable event view, no service action is required.

Failing Item:

- SIP3250
- DISKDRV
- STORIOA

59E4FFFE

Explanation: Temporary disk bus error.

Response: If this event appears in a serviceable event view, work with the failing item list found there. If this event does not appear in a serviceable event view, no service action is required.

Failing Item:

- SIP3150

(59E5) Reference codes

59E5102E

Explanation: Out of alternate sectors for disk storage.

Failing Item:

- DISKDRV
-

59E53002

Explanation: Addressed device failed to respond to selection.

Failing Item:

- DISKDRV
 - STORIOA
 - DEVBPLN
 - SASCABL
 - SASEXP
-

59E53010

Explanation: Disk device returned wrong response to IOA.

Failing Item:

- DISKDRV
 - STORIOA
 - SASCABL
 - SASEXP
-

59E53020

Explanation: Replacement device is not supported.

Failing Item:

- DISKDRV
 - STORIOA
 - SASCABL
-

59E53029

Explanation: A device replacement has occurred.

Response: No action required. This reference code is logged for information only.

59E53100

Explanation: Device bus interface error occurred.

Failing Item:

- DISKDRV
 - STORIOA
 - SASCABL
 - SASEXP
-

59E53109

Explanation: IOA timed out a disk command.

Failing Item:

- DISKDRV
 - STORIOA
 - SASCABL
 - SASEXP
-

59E5310C

Explanation: Device bus error.

Failing Item:

- SIP3250
 - DISKDRV
 - STORIOA
-

59E5310D

Explanation: Device bus error.

Failing Item:

- SIP3250
 - DISKDRV
 - STORIOA
-

59E53110

Explanation: Device bus interface error occurred.

Failing Item:

- DISKDRV
 - STORIOA
 - SASCABL
 - SASEXP
-

59E53130

Explanation: Device Licensed Internal Code.

Response: The device is not supported with the level of code currently on the system. Contact your next level of support.

Failing Item:

- SVCDOCS
-

59E534FF

Explanation: Format in progress.

Response: No action required. This reference code is logged for information only.

59E54041

Explanation: Incomplete multipath connection.

Response: Incomplete multipath connection between device backplane and device.

Failing Item:

- SIP3146
-

59E54060

Explanation: Multipath redundancy level reduced.

Response: A redundant disk unit connection has failed.

Failing Item:

- SIP3153
 - SASCABL
 - SASEXP
-

59E54061

Explanation: Multipath redundancy level increased.

Response: A redundant disk unit connection has been restored. No service action is required.

59E54100

Explanation: Device bus fabric error.

Failing Item:

- SIP3152
 - SASCABL
 - SASEXP
 - DEVBPLN
 - STORIOA
 - DISKDRV
-

59E57000

Explanation: Disk sector read error.

Response: No action required. This reference code is logged for information only.

59E57001

Explanation: Temporary disk data error.

Response: If this event appears in a serviceable event view, work with the failing item list found there. If this event does not appear in a serviceable event view, no service action is required.

Failing Item:

- DISKDRV
-

59E570DD

Explanation: System log entry only, no service action required.

59E5FFF3

Explanation: Disk media format not valid.

Failing Item:

- DISKDRV
-

59E5FFF4

Explanation: Disk device problem.

Failing Item:

- DISKDRV
 - STORIOA
-

59E5FFF5

Explanation: Disk sector read error.

Response: If this event appears in a serviceable event view, work with the failing item list found there. If this event does not appear in a serviceable event view, no service action is required.

Failing Item:

- DISKDRV
-

59E5FFF6

Explanation: Disk device detected recoverable error.

Response: If this event appears in a serviceable event view, work with the failing item list found there. If this event does not appear in a serviceable event view, no service action is required.

Failing Item:

- DISKDRV
-

59E5FFF7

Explanation: Temporary disk data error.

Response: If this event appears in a serviceable event view, work with the failing item list found there. If this event does not appear in a serviceable event view, no service action is required.

Failing Item:

- DISKDRV
-

59E5FFF9

Explanation: Temporary disk data error.

Response: If this event appears in a serviceable event view, work with the failing item list found there. If this

59E5FFFA • 59E5FFFE

event does not appear in a serviceable event view, no service action is required.

Failing Item:

- DISKDRV

59E5FFFA

Explanation: Temporary disk bus error.

Response: If this event appears in a serviceable event view, work with the failing item list found there. If this event does not appear in a serviceable event view, no service action is required.

Failing Item:

- DISKDRV
- STORIOA
- SASCABL
- SASEXP

59E5FFFB

Explanation: SAS bus reset occurred.

Response: No action required. This reference code is logged for information only.

59E5FFFC

Explanation: Soft device bus error.

Response: If this event appears in a serviceable event view, work with the failing item list found there. If this event does not appear in a serviceable event view, no service action is required.

Failing Item:

- SIP3250
- DISKDRV
- STORIOA

59E5FFFD

Explanation: Soft device bus error.

Response: If this event appears in a serviceable event view, work with the failing item list found there. If this event does not appear in a serviceable event view, no service action is required.

Failing Item:

- SIP3250
- DISKDRV
- STORIOA

59E5FFFE

Explanation: Temporary disk bus error.

Response: If this event appears in a serviceable event view, work with the failing item list found there. If this event does not appear in a serviceable event view, no service action is required.

Failing Item:

- SIP3150

(59E6) Reference codes

59E6102E

Explanation: Out of alternate sectors for disk storage.

Failing Item:

- DISKDRV
-

59E63002

Explanation: Addressed device failed to respond to selection.

Failing Item:

- DISKDRV
 - STORIOA
 - DEVBPLN
 - SASCABL
 - SASEXP
-

59E63010

Explanation: Disk device returned wrong response to IOA.

Failing Item:

- DISKDRV
 - STORIOA
 - SASCABL
 - SASEXP
-

59E63020

Explanation: Replacement device is not supported.

Failing Item:

- DISKDRV
 - STORIOA
 - SASCABL
-

59E63029

Explanation: A device replacement has occurred.

Response: No action required. This reference code is logged for information only.

59E63100

Explanation: Device bus interface error occurred.

Failing Item:

- DISKDRV
 - STORIOA
 - SASCABL
 - SASEXP
-

59E63109

Explanation: IOA timed out a disk command.

Failing Item:

- DISKDRV
 - STORIOA
 - SASCABL
 - SASEXP
-

59E6310C

Explanation: Device bus error.

Failing Item:

- SIP3250
 - DISKDRV
 - STORIOA
-

59E6310D

Explanation: Device bus error.

Failing Item:

- SIP3250
 - DISKDRV
 - STORIOA
-

59E63110

Explanation: Device bus interface error occurred.

Failing Item:

- DISKDRV
 - STORIOA
 - SASCABL
 - SASEXP
-

59E63130

Explanation: Device Licensed Internal Code.

Response: The device is not supported with the level of code currently on the system. Contact your next level of support.

Failing Item:

- SVCDOCS
-

59E634FF

Explanation: Format in progress.

Response: No action required. This reference code is logged for information only.

59E64041

Explanation: Incomplete multipath connection.

Response: Incomplete multipath connection between device backplane and device.

Failing Item:

- SIP3146
-

59E64060

Explanation: Multipath redundancy level reduced.

Response: A redundant disk unit connection has failed.

Failing Item:

- SIP3153
 - SASCABL
 - SASEXP
-

59E64061

Explanation: Multipath redundancy level increased.

Response: A redundant disk unit connection has been restored. No service action is required.

59E64100

Explanation: Device bus fabric error.

Failing Item:

- SIP3152
 - SASCABL
 - SASEXP
 - DEVBPLN
 - STORIOA
 - DISKDRV
-

59E67000

Explanation: Disk sector read error.

Response: No action required. This reference code is logged for information only.

59E67001

Explanation: Temporary disk data error.

Response: If this event appears in a serviceable event view, work with the failing item list found there. If this event does not appear in a serviceable event view, no service action is required.

Failing Item:

- DISKDRV
-

59E670DD

Explanation: System log entry only, no service action required.

59E6FFF3

Explanation: Disk media format not valid.

Failing Item:

- DISKDRV
-

59E6FFF4

Explanation: Disk device problem.

Failing Item:

- DISKDRV
 - STORIOA
-

59E6FFF5

Explanation: Disk sector read error.

Response: If this event appears in a serviceable event view, work with the failing item list found there. If this event does not appear in a serviceable event view, no service action is required.

Failing Item:

- DISKDRV
-

59E6FFF6

Explanation: Disk device detected recoverable error.

Response: If this event appears in a serviceable event view, work with the failing item list found there. If this event does not appear in a serviceable event view, no service action is required.

Failing Item:

- DISKDRV
-

59E6FFF7

Explanation: Temporary disk data error.

Response: If this event appears in a serviceable event view, work with the failing item list found there. If this event does not appear in a serviceable event view, no service action is required.

Failing Item:

- DISKDRV
-

59E6FFF9

Explanation: Temporary disk data error.

Response: If this event appears in a serviceable event view, work with the failing item list found there. If this

event does not appear in a serviceable event view, no service action is required.

Failing Item:

- DISKDRV

59E6FFFA

Explanation: Temporary disk bus error.

Response: If this event appears in a serviceable event view, work with the failing item list found there. If this event does not appear in a serviceable event view, no service action is required.

Failing Item:

- DISKDRV
- STORIOA
- SASCABL
- SASEXP

59E6FFFB

Explanation: SAS bus reset occurred.

Response: No action required. This reference code is logged for information only.

59E6FFFC

Explanation: Soft device bus error.

Response: If this event appears in a serviceable event view, work with the failing item list found there. If this event does not appear in a serviceable event view, no service action is required.

Failing Item:

- SIP3250
- DISKDRV
- STORIOA

59E6FFFD

Explanation: Soft device bus error.

Response: If this event appears in a serviceable event view, work with the failing item list found there. If this event does not appear in a serviceable event view, no service action is required.

Failing Item:

- SIP3250
- DISKDRV
- STORIOA

59E6FFFE

Explanation: Temporary disk bus error.

Response: If this event appears in a serviceable event view, work with the failing item list found there. If this event does not appear in a serviceable event view, no service action is required.

Failing Item:

- SIP3150

(59E8) Reference codes

59E8102E

Explanation: Out of alternate sectors for disk storage.

Failing Item:

- DISKDRV
-

59E83002

Explanation: Addressed device failed to respond to selection.

Failing Item:

- DISKDRV
 - STORIOA
 - DEVBPLN
 - SASCABL
 - SASEXP
-

59E83010

Explanation: Disk device returned wrong response to IOA.

Failing Item:

- DISKDRV
 - STORIOA
 - SASCABL
 - SASEXP
-

59E83020

Explanation: Replacement device is not supported.

Failing Item:

- DISKDRV
 - STORIOA
 - SASCABL
-

59E83029

Explanation: A device replacement has occurred.

Response: No action required. This reference code is logged for information only.

59E83100

Explanation: Device bus interface error occurred.

Failing Item:

- DISKDRV
 - STORIOA
 - SASCABL
 - SASEXP
-

59E83109

Explanation: IOA timed out a disk command.

Failing Item:

- DISKDRV
 - STORIOA
 - SASCABL
 - SASEXP
-

59E8310C

Explanation: Device bus error.

Failing Item:

- SIP3250
 - DISKDRV
 - STORIOA
-

59E8310D

Explanation: Device bus error.

Failing Item:

- SIP3250
 - DISKDRV
 - STORIOA
-

59E83110

Explanation: Device bus interface error occurred.

Failing Item:

- DISKDRV
 - STORIOA
 - SASCABL
 - SASEXP
-

59E83130

Explanation: Device Licensed Internal Code.

Response: The device is not supported with the level of code currently on the system. Contact your next level of support.

Failing Item:

- SVCDOCS
-

59E834FF

Explanation: Format in progress.

Response: No action required. This reference code is logged for information only.

59E84041

Explanation: Incomplete multipath connection.

Response: Incomplete multipath connection between device backplane and device.

Failing Item:

- SIP3146
-

59E84060

Explanation: Multipath redundancy level reduced.

Response: A redundant disk unit connection has failed.

Failing Item:

- SIP3153
 - SASCABL
 - SASEXP
-

59E84061

Explanation: Multipath redundancy level increased.

Response: A redundant disk unit connection has been restored. No service action is required.

59E84100

Explanation: Device bus fabric error.

Failing Item:

- SIP3152
 - SASCABL
 - SASEXP
 - DEVBPLN
 - STORIOA
 - DISKDRV
-

59E87000

Explanation: Disk sector read error.

Response: No action required. This reference code is logged for information only.

59E87001

Explanation: Temporary disk data error.

Response: If this event appears in a serviceable event view, work with the failing item list found there. If this event does not appear in a serviceable event view, no service action is required.

Failing Item:

- DISKDRV
-

59E870DD

Explanation: System log entry only, no service action required.

59E8FFF3

Explanation: Disk media format not valid.

Failing Item:

- DISKDRV
-

59E8FFF4

Explanation: Disk device problem.

Failing Item:

- DISKDRV
 - STORIOA
-

59E8FFF5

Explanation: Disk sector read error.

Response: If this event appears in a serviceable event view, work with the failing item list found there. If this event does not appear in a serviceable event view, no service action is required.

Failing Item:

- DISKDRV
-

59E8FFF6

Explanation: Disk device detected recoverable error.

Response: If this event appears in a serviceable event view, work with the failing item list found there. If this event does not appear in a serviceable event view, no service action is required.

Failing Item:

- DISKDRV
-

59E8FFF7

Explanation: Temporary disk data error.

Response: If this event appears in a serviceable event view, work with the failing item list found there. If this event does not appear in a serviceable event view, no service action is required.

Failing Item:

- DISKDRV
-

59E8FFF9

Explanation: Temporary disk data error.

Response: If this event appears in a serviceable event view, work with the failing item list found there. If this

59E8FFFA • 59E8FFFE

event does not appear in a serviceable event view, no service action is required.

Failing Item:

- DISKDRV

59E8FFFA

Explanation: Temporary disk bus error.

Response: If this event appears in a serviceable event view, work with the failing item list found there. If this event does not appear in a serviceable event view, no service action is required.

Failing Item:

- DISKDRV
- STORIOA
- SASCABL
- SASEXP

59E8FFFB

Explanation: SAS bus reset occurred.

Response: No action required. This reference code is logged for information only.

59E8FFFC

Explanation: Soft device bus error.

Response: If this event appears in a serviceable event view, work with the failing item list found there. If this event does not appear in a serviceable event view, no service action is required.

Failing Item:

- SIP3250
- DISKDRV
- STORIOA

59E8FFFD

Explanation: Soft device bus error.

Response: If this event appears in a serviceable event view, work with the failing item list found there. If this event does not appear in a serviceable event view, no service action is required.

Failing Item:

- SIP3250
- DISKDRV
- STORIOA

59E8FFFE

Explanation: Temporary disk bus error.

Response: If this event appears in a serviceable event view, work with the failing item list found there. If this event does not appear in a serviceable event view, no service action is required.

Failing Item:

- SIP3150

(59E9) Reference codes

59E9102E

Explanation: Out of alternate sectors for disk storage.

Failing Item:

- DISKDRV
-

59E93002

Explanation: Addressed device failed to respond to selection.

Failing Item:

- DISKDRV
 - STORIOA
 - DEVBPLN
 - SASCABL
 - SASEXP
-

59E93010

Explanation: Disk device returned wrong response to IOA.

Failing Item:

- DISKDRV
 - STORIOA
 - SASCABL
 - SASEXP
-

59E93020

Explanation: Replacement device is not supported.

Failing Item:

- DISKDRV
 - STORIOA
 - SASCABL
-

59E93029

Explanation: A device replacement has occurred.

Response: No action required. This reference code is logged for information only.

59E93100

Explanation: Device bus interface error occurred.

Failing Item:

- DISKDRV
 - STORIOA
 - SASCABL
 - SASEXP
-

59E93109

Explanation: IOA timed out a disk command.

Failing Item:

- DISKDRV
 - STORIOA
 - SASCABL
 - SASEXP
-

59E9310C

Explanation: Device bus error.

Failing Item:

- SIP3250
 - DISKDRV
 - STORIOA
-

59E9310D

Explanation: Device bus error.

Failing Item:

- SIP3250
 - DISKDRV
 - STORIOA
-

59E93110

Explanation: Device bus interface error occurred.

Failing Item:

- DISKDRV
 - STORIOA
 - SASCABL
 - SASEXP
-

59E93130

Explanation: Device Licensed Internal Code.

Response: The device is not supported with the level of code currently on the system. Contact your next level of support.

Failing Item:

- SVCDOCS
-

59E934FF

Explanation: Format in progress.

Response: No action required. This reference code is logged for information only.

59E94041

Explanation: Incomplete multipath connection.

Response: Incomplete multipath connection between device backplane and device.

Failing Item:

- SIP3146

59E94060

Explanation: Multipath redundancy level reduced.

Response: A redundant disk unit connection has failed.

Failing Item:

- SIP3153
- SASCABL
- SASEXP

59E94061

Explanation: Multipath redundancy level increased.

Response: A redundant disk unit connection has been restored. No service action is required.

59E94100

Explanation: Device bus fabric error.

Failing Item:

- SIP3152
- SASCABL
- SASEXP
- DEVBPLN
- STORIOA
- DISKDRV

59E97000

Explanation: Disk sector read error.

Response: No action required. This reference code is logged for information only.

59E97001

Explanation: Temporary disk data error.

Response: If this event appears in a serviceable event view, work with the failing item list found there. If this event does not appear in a serviceable event view, no service action is required.

Failing Item:

- DISKDRV

59E970DD

Explanation: System log entry only, no service action required.

59E9FFF3

Explanation: Disk media format not valid.

Failing Item:

- DISKDRV

59E9FFF4

Explanation: Disk device problem.

Failing Item:

- DISKDRV
- STORIOA

59E9FFF5

Explanation: Disk sector read error.

Response: If this event appears in a serviceable event view, work with the failing item list found there. If this event does not appear in a serviceable event view, no service action is required.

Failing Item:

- DISKDRV

59E9FFF6

Explanation: Disk device detected recoverable error.

Response: If this event appears in a serviceable event view, work with the failing item list found there. If this event does not appear in a serviceable event view, no service action is required.

Failing Item:

- DISKDRV

59E9FFF7

Explanation: Temporary disk data error.

Response: If this event appears in a serviceable event view, work with the failing item list found there. If this event does not appear in a serviceable event view, no service action is required.

Failing Item:

- DISKDRV

59E9FFF9

Explanation: Temporary disk data error.

Response: If this event appears in a serviceable event view, work with the failing item list found there. If this

event does not appear in a serviceable event view, no service action is required.

Failing Item:

- DISKDRV

59E9FFFA

Explanation: Temporary disk bus error.

Response: If this event appears in a serviceable event view, work with the failing item list found there. If this event does not appear in a serviceable event view, no service action is required.

Failing Item:

- DISKDRV
- STORIOA
- SASCABL
- SASEXP

59E9FFFB

Explanation: SAS bus reset occurred.

Response: No action required. This reference code is logged for information only.

59E9FFFC

Explanation: Soft device bus error.

Response: If this event appears in a serviceable event view, work with the failing item list found there. If this event does not appear in a serviceable event view, no service action is required.

Failing Item:

- SIP3250
- DISKDRV
- STORIOA

59E9FFFD

Explanation: Soft device bus error.

Response: If this event appears in a serviceable event view, work with the failing item list found there. If this event does not appear in a serviceable event view, no service action is required.

Failing Item:

- SIP3250
- DISKDRV
- STORIOA

59E9FFFE

Explanation: Temporary disk bus error.

Response: If this event appears in a serviceable event view, work with the failing item list found there. If this event does not appear in a serviceable event view, no service action is required.

Failing Item:

- SIP3150

(59EA) Reference codes

59EA102E

Explanation: Out of alternate sectors for disk storage.

Failing Item:

- DISKDRV
-

59EA3002

Explanation: Addressed device failed to respond to selection.

Failing Item:

- DISKDRV
 - STORIOA
 - DEVBPLN
 - SASCABL
 - SASEXP
-

59EA3010

Explanation: Disk device returned wrong response to IOA.

Failing Item:

- DISKDRV
 - STORIOA
 - SASCABL
 - SASEXP
-

59EA3020

Explanation: Replacement device is not supported.

Failing Item:

- DISKDRV
 - STORIOA
 - SASCABL
-

59EA3029

Explanation: A device replacement has occurred.

Response: No action required. This reference code is logged for information only.

59EA3100

Explanation: Device bus interface error occurred.

Failing Item:

- DISKDRV
 - STORIOA
 - SASCABL
 - SASEXP
-

59EA3109

Explanation: IOA timed out a disk command.

Failing Item:

- DISKDRV
 - STORIOA
 - SASCABL
 - SASEXP
-

59EA310C

Explanation: Device bus error.

Failing Item:

- SIP3250
 - DISKDRV
 - STORIOA
-

59EA310D

Explanation: Device bus error.

Failing Item:

- SIP3250
 - DISKDRV
 - STORIOA
-

59EA3110

Explanation: Device bus interface error occurred.

Failing Item:

- DISKDRV
 - STORIOA
 - SASCABL
 - SASEXP
-

59EA3130

Explanation: Device Licensed Internal Code.

Response: The device is not supported with the level of code currently on the system. Contact your next level of support.

Failing Item:

- SVCDOCS
-

59EA34FF

Explanation: Format in progress.

Response: No action required. This reference code is logged for information only.

59EA4041

Explanation: Incomplete multipath connection.

Response: Incomplete multipath connection between device backplane and device.

Failing Item:

- SIP3146
-

59EA4060

Explanation: Multipath redundancy level reduced.

Response: A redundant disk unit connection has failed.

Failing Item:

- SIP3153
 - SASCABL
 - SASEXP
-

59EA4061

Explanation: Multipath redundancy level increased.

Response: A redundant disk unit connection has been restored. No service action is required.

59EA4100

Explanation: Device bus fabric error.

Failing Item:

- SIP3152
 - SASCABL
 - SASEXP
 - DEVBPLN
 - STORIOA
 - DISKDRV
-

59EA7000

Explanation: Disk sector read error.

Response: No action required. This reference code is logged for information only.

59EA7001

Explanation: Temporary disk data error.

Response: If this event appears in a serviceable event view, work with the failing item list found there. If this event does not appear in a serviceable event view, no service action is required.

Failing Item:

- DISKDRV
-

59EA70DD

Explanation: System log entry only, no service action required.

59EAFFF3

Explanation: Disk media format not valid.

Failing Item:

- DISKDRV
-

59EAFFF4

Explanation: Disk device problem.

Failing Item:

- DISKDRV
 - STORIOA
-

59EAFFF5

Explanation: Disk sector read error.

Response: If this event appears in a serviceable event view, work with the failing item list found there. If this event does not appear in a serviceable event view, no service action is required.

Failing Item:

- DISKDRV
-

59EAFFF6

Explanation: Disk device detected recoverable error.

Response: If this event appears in a serviceable event view, work with the failing item list found there. If this event does not appear in a serviceable event view, no service action is required.

Failing Item:

- DISKDRV
-

59EAFFF7

Explanation: Temporary disk data error.

Response: If this event appears in a serviceable event view, work with the failing item list found there. If this event does not appear in a serviceable event view, no service action is required.

Failing Item:

- DISKDRV
-

59EAFFF9

Explanation: Temporary disk data error.

Response: If this event appears in a serviceable event view, work with the failing item list found there. If this

59EAFFFA • 59EAFFFE

event does not appear in a serviceable event view, no service action is required.

Failing Item:

- DISKDRV
-

59EAFFFA

Explanation: Temporary disk bus error.

Response: If this event appears in a serviceable event view, work with the failing item list found there. If this event does not appear in a serviceable event view, no service action is required.

Failing Item:

- DISKDRV
 - STORIOA
 - SASCABL
 - SASEXP
-

59EAFFFB

Explanation: SAS bus reset occurred.

Response: No action required. This reference code is logged for information only.

59EAFFFC

Explanation: Soft device bus error.

Response: If this event appears in a serviceable event view, work with the failing item list found there. If this event does not appear in a serviceable event view, no service action is required.

Failing Item:

- SIP3250
 - DISKDRV
 - STORIOA
-

59EAFFFD

Explanation: Soft device bus error.

Response: If this event appears in a serviceable event view, work with the failing item list found there. If this event does not appear in a serviceable event view, no service action is required.

Failing Item:

- SIP3250
- DISKDRV
- STORIOA

59EAFFFE

Explanation: Temporary disk bus error.

Response: If this event appears in a serviceable event view, work with the failing item list found there. If this event does not appear in a serviceable event view, no service action is required.

Failing Item:

- SIP3150

(59EB) Reference codes

59EB102E

Explanation: Out of alternate sectors for disk storage.

Failing Item:

- DISKDRV

59EB3002

Explanation: Addressed device failed to respond to selection.

Failing Item:

- DISKDRV
- STORIOA
- DEVBPLN
- SASCABL
- SASEXP

59EB3010

Explanation: Disk device returned wrong response to IOA.

Failing Item:

- DISKDRV
- STORIOA
- SASCABL
- SASEXP

59EB3020

Explanation: Replacement device is not supported.

Failing Item:

- DISKDRV
- STORIOA
- SASCABL

59EB3029

Explanation: A device replacement has occurred.

Response: No action required. This reference code is logged for information only.

59EB3100

Explanation: Device bus interface error occurred.

Failing Item:

- DISKDRV
- STORIOA
- SASCABL
- SASEXP

59EB3109

Explanation: IOA timed out a disk command.

Failing Item:

- DISKDRV
- STORIOA
- SASCABL
- SASEXP

59EB310C

Explanation: Device bus error.

Failing Item:

- SIP3250
- DISKDRV
- STORIOA

59EB310D

Explanation: Device bus error.

Failing Item:

- SIP3250
- DISKDRV
- STORIOA

59EB3110

Explanation: Device bus interface error occurred.

Failing Item:

- DISKDRV
- STORIOA
- SASCABL
- SASEXP

59EB3130

Explanation: Device Licensed Internal Code.

Response: The device is not supported with the level of code currently on the system. Contact your next level of support.

Failing Item:

- SVCDOCS

59EB34FF

Explanation: Format in progress.

Response: No action required. This reference code is logged for information only.

59EB4041

Explanation: Incomplete multipath connection.

Response: Incomplete multipath connection between device backplane and device.

Failing Item:

- SIP3146

59EB4060

Explanation: Multipath redundancy level reduced.

Response: A redundant disk unit connection has failed.

Failing Item:

- SIP3153
- SASCABL
- SASEXP

59EB4061

Explanation: Multipath redundancy level increased.

Response: A redundant disk unit connection has been restored. No service action is required.

59EB4100

Explanation: Device bus fabric error.

Failing Item:

- SIP3152
- SASCABL
- SASEXP
- DEVBPLN
- STORIOA
- DISKDRV

59EB7000

Explanation: Disk sector read error.

Response: No action required. This reference code is logged for information only.

59EB7001

Explanation: Temporary disk data error.

Response: If this event appears in a serviceable event view, work with the failing item list found there. If this event does not appear in a serviceable event view, no service action is required.

Failing Item:

- DISKDRV

59EB70DD

Explanation: System log entry only, no service action required.

59EBFFF3

Explanation: Disk media format not valid.

Failing Item:

- DISKDRV

59EBFFF4

Explanation: Disk device problem.

Failing Item:

- DISKDRV
- STORIOA

59EBFFF5

Explanation: Disk sector read error.

Response: If this event appears in a serviceable event view, work with the failing item list found there. If this event does not appear in a serviceable event view, no service action is required.

Failing Item:

- DISKDRV

59EBFFF6

Explanation: Disk device detected recoverable error.

Response: If this event appears in a serviceable event view, work with the failing item list found there. If this event does not appear in a serviceable event view, no service action is required.

Failing Item:

- DISKDRV

59EBFFF7

Explanation: Temporary disk data error.

Response: If this event appears in a serviceable event view, work with the failing item list found there. If this event does not appear in a serviceable event view, no service action is required.

Failing Item:

- DISKDRV

59EBFFF9

Explanation: Temporary disk data error.

Response: If this event appears in a serviceable event view, work with the failing item list found there. If this

event does not appear in a serviceable event view, no service action is required.

Failing Item:

- DISKDRV

59EBFFFA

Explanation: Temporary disk bus error.

Response: If this event appears in a serviceable event view, work with the failing item list found there. If this event does not appear in a serviceable event view, no service action is required.

Failing Item:

- DISKDRV
- STORIOA
- SASCABL
- SASEXP

59EBFFFB

Explanation: SAS bus reset occurred.

Response: No action required. This reference code is logged for information only.

59EBFFFC

Explanation: Soft device bus error.

Response: If this event appears in a serviceable event view, work with the failing item list found there. If this event does not appear in a serviceable event view, no service action is required.

Failing Item:

- SIP3250
- DISKDRV
- STORIOA

59EBFFFD

Explanation: Soft device bus error.

Response: If this event appears in a serviceable event view, work with the failing item list found there. If this event does not appear in a serviceable event view, no service action is required.

Failing Item:

- SIP3250
- DISKDRV
- STORIOA

59EBFFFE

Explanation: Temporary disk bus error.

Response: If this event appears in a serviceable event view, work with the failing item list found there. If this event does not appear in a serviceable event view, no service action is required.

Failing Item:

- SIP3150

(59F6) Reference codes

59F6102E

Explanation: Out of alternate sectors for disk storage.

Failing Item:

- DISKDRV

59F63002

Explanation: Addressed device failed to respond to selection.

Failing Item:

- DISKDRV
- STORIOA
- DEVBPLN
- SASCABL
- SASEXP

59F63010

Explanation: Disk device returned wrong response to IOA.

Failing Item:

- DISKDRV
- STORIOA
- SASCABL
- SASEXP

59F63020

Explanation: Replacement device is not supported.

Failing Item:

- DISKDRV
- STORIOA
- SASCABL

59F63029

Explanation: A device replacement has occurred.

Response: No action required. This reference code is logged for information only.

59F63100

Explanation: Device bus interface error occurred.

Failing Item:

- DISKDRV
- STORIOA
- SASCABL
- SASEXP

59F63109

Explanation: IOA timed out a disk command.

Failing Item:

- DISKDRV
- STORIOA
- SASCABL
- SASEXP

59F6310C

Explanation: Device bus error.

Failing Item:

- SIP3250
- DISKDRV
- STORIOA

59F6310D

Explanation: Device bus error.

Failing Item:

- SIP3250
- DISKDRV
- STORIOA

59F63110

Explanation: Device bus interface error occurred.

Failing Item:

- DISKDRV
- STORIOA
- SASCABL
- SASEXP

59F63130

Explanation: Device Licensed Internal Code.

Response: The device is not supported with the level of code currently on the system. Contact your next level of support.

Failing Item:

- SVCDOCS

59F634FF

Explanation: Format in progress.

Response: No action required. This reference code is logged for information only.

59F64041

Explanation: Incomplete multipath connection.

Response: Incomplete multipath connection between device backplane and device.

Failing Item:

- SIP3146
-

59F64060

Explanation: Multipath redundancy level reduced.

Response: A redundant disk unit connection has failed.

Failing Item:

- SIP3153
 - SASCABL
 - SASEXP
-

59F64061

Explanation: Multipath redundancy level increased.

Response: A redundant disk unit connection has been restored. No service action is required.

59F64100

Explanation: Device bus fabric error.

Failing Item:

- SIP3152
 - SASCABL
 - SASEXP
 - DEVBPLN
 - STORIOA
 - DISKDRV
-

59F67000

Explanation: Disk sector read error.

Response: No action required. This reference code is logged for information only.

59F67001

Explanation: Temporary disk data error.

Response: If this event appears in a serviceable event view, work with the failing item list found there. If this event does not appear in a serviceable event view, no service action is required.

Failing Item:

- DISKDRV
-

59F670DD

Explanation: System log entry only, no service action required.

59F6FFF3

Explanation: Disk media format not valid.

Failing Item:

- DISKDRV
-

59F6FFF4

Explanation: Disk device problem.

Failing Item:

- DISKDRV
 - STORIOA
-

59F6FFF5

Explanation: Disk sector read error.

Response: If this event appears in a serviceable event view, work with the failing item list found there. If this event does not appear in a serviceable event view, no service action is required.

Failing Item:

- DISKDRV
-

59F6FFF6

Explanation: Disk device detected recoverable error.

Response: If this event appears in a serviceable event view, work with the failing item list found there. If this event does not appear in a serviceable event view, no service action is required.

Failing Item:

- DISKDRV
-

59F6FFF7

Explanation: Temporary disk data error.

Response: If this event appears in a serviceable event view, work with the failing item list found there. If this event does not appear in a serviceable event view, no service action is required.

Failing Item:

- DISKDRV
-

59F6FFF9

Explanation: Temporary disk data error.

Response: If this event appears in a serviceable event view, work with the failing item list found there. If this

59F6FFFA • 59F6FFFE

event does not appear in a serviceable event view, no service action is required.

Failing Item:

- DISKDRV
-

59F6FFFA

Explanation: Temporary disk bus error.

Response: If this event appears in a serviceable event view, work with the failing item list found there. If this event does not appear in a serviceable event view, no service action is required.

Failing Item:

- DISKDRV
 - STORIOA
 - SASCABL
 - SASEXP
-

59F6FFFB

Explanation: SAS bus reset occurred.

Response: No action required. This reference code is logged for information only.

59F6FFFC

Explanation: Soft device bus error.

Response: If this event appears in a serviceable event view, work with the failing item list found there. If this event does not appear in a serviceable event view, no service action is required.

Failing Item:

- SIP3250
 - DISKDRV
 - STORIOA
-

59F6FFFD

Explanation: Soft device bus error.

Response: If this event appears in a serviceable event view, work with the failing item list found there. If this event does not appear in a serviceable event view, no service action is required.

Failing Item:

- SIP3250
- DISKDRV
- STORIOA

59F6FFFE

Explanation: Temporary disk bus error.

Response: If this event appears in a serviceable event view, work with the failing item list found there. If this event does not appear in a serviceable event view, no service action is required.

Failing Item:

- SIP3150

(59F7) Reference codes

59F7102E

Explanation: Out of alternate sectors for disk storage.

Failing Item:

- DISKDRV
-

59F73002

Explanation: Addressed device failed to respond to selection.

Failing Item:

- DISKDRV
 - STORIOA
 - DEVBPLN
 - SASCABL
 - SASEXP
-

59F73010

Explanation: Disk device returned wrong response to IOA.

Failing Item:

- DISKDRV
 - STORIOA
 - SASCABL
 - SASEXP
-

59F73020

Explanation: Replacement device is not supported.

Failing Item:

- DISKDRV
 - STORIOA
 - SASCABL
-

59F73029

Explanation: A device replacement has occurred.

Response: No action required. This reference code is logged for information only.

59F73100

Explanation: Device bus interface error occurred.

Failing Item:

- DISKDRV
 - STORIOA
 - SASCABL
 - SASEXP
-

59F73109

Explanation: IOA timed out a disk command.

Failing Item:

- DISKDRV
 - STORIOA
 - SASCABL
 - SASEXP
-

59F7310C

Explanation: Device bus error.

Failing Item:

- SIP3250
 - DISKDRV
 - STORIOA
-

59F7310D

Explanation: Device bus error.

Failing Item:

- SIP3250
 - DISKDRV
 - STORIOA
-

59F73110

Explanation: Device bus interface error occurred.

Failing Item:

- DISKDRV
 - STORIOA
 - SASCABL
 - SASEXP
-

59F73130

Explanation: Device Licensed Internal Code.

Response: The device is not supported with the level of code currently on the system. Contact your next level of support.

Failing Item:

- SVCDOCS
-

59F734FF

Explanation: Format in progress.

Response: No action required. This reference code is logged for information only.

59F74041

Explanation: Incomplete multipath connection.

Response: Incomplete multipath connection between device backplane and device.

Failing Item:

- SIP3146
-

59F74060

Explanation: Multipath redundancy level reduced.

Response: A redundant disk unit connection has failed.

Failing Item:

- SIP3153
 - SASCABL
 - SASEXP
-

59F74061

Explanation: Multipath redundancy level increased.

Response: A redundant disk unit connection has been restored. No service action is required.

59F74100

Explanation: Device bus fabric error.

Failing Item:

- SIP3152
 - SASCABL
 - SASEXP
 - DEVBPLN
 - STORIOA
 - DISKDRV
-

59F77000

Explanation: Disk sector read error.

Response: No action required. This reference code is logged for information only.

59F77001

Explanation: Temporary disk data error.

Response: If this event appears in a serviceable event view, work with the failing item list found there. If this event does not appear in a serviceable event view, no service action is required.

Failing Item:

- DISKDRV
-

59F770DD

Explanation: System log entry only, no service action required.

59F7FFF3

Explanation: Disk media format not valid.

Failing Item:

- DISKDRV
-

59F7FFF4

Explanation: Disk device problem.

Failing Item:

- DISKDRV
 - STORIOA
-

59F7FFF5

Explanation: Disk sector read error.

Response: If this event appears in a serviceable event view, work with the failing item list found there. If this event does not appear in a serviceable event view, no service action is required.

Failing Item:

- DISKDRV
-

59F7FFF6

Explanation: Disk device detected recoverable error.

Response: If this event appears in a serviceable event view, work with the failing item list found there. If this event does not appear in a serviceable event view, no service action is required.

Failing Item:

- DISKDRV
-

59F7FFF7

Explanation: Temporary disk data error.

Response: If this event appears in a serviceable event view, work with the failing item list found there. If this event does not appear in a serviceable event view, no service action is required.

Failing Item:

- DISKDRV
-

59F7FFF9

Explanation: Temporary disk data error.

Response: If this event appears in a serviceable event view, work with the failing item list found there. If this

event does not appear in a serviceable event view, no service action is required.

Failing Item:

- DISKDRV

59F7FFFA

Explanation: Temporary disk bus error.

Response: If this event appears in a serviceable event view, work with the failing item list found there. If this event does not appear in a serviceable event view, no service action is required.

Failing Item:

- DISKDRV
- STORIOA
- SASCABL
- SASEXP

59F7FFFB

Explanation: SAS bus reset occurred.

Response: No action required. This reference code is logged for information only.

59F7FFFC

Explanation: Soft device bus error.

Response: If this event appears in a serviceable event view, work with the failing item list found there. If this event does not appear in a serviceable event view, no service action is required.

Failing Item:

- SIP3250
- DISKDRV
- STORIOA

59F7FFFD

Explanation: Soft device bus error.

Response: If this event appears in a serviceable event view, work with the failing item list found there. If this event does not appear in a serviceable event view, no service action is required.

Failing Item:

- SIP3250
- DISKDRV
- STORIOA

59F7FFFE

Explanation: Temporary disk bus error.

Response: If this event appears in a serviceable event view, work with the failing item list found there. If this event does not appear in a serviceable event view, no service action is required.

Failing Item:

- SIP3150

(59FC) Reference codes

59FC102E

Explanation: Out of alternate sectors for disk storage.

Failing Item:

- DISKDRV

59FC3002

Explanation: Addressed device failed to respond to selection.

Failing Item:

- DISKDRV
- STORIOA
- DEVBPLN
- SASCABL
- SASEXP

59FC3010

Explanation: Disk device returned wrong response to IOA.

Failing Item:

- DISKDRV
- STORIOA
- SASCABL
- SASEXP

59FC3020

Explanation: Replacement device is not supported.

Failing Item:

- DISKDRV
- STORIOA
- SASCABL

59FC3029

Explanation: A device replacement has occurred.

Response: No action required. This reference code is logged for information only.

59FC3100

Explanation: Device bus interface error occurred.

Failing Item:

- DISKDRV
- STORIOA
- SASCABL
- SASEXP

59FC3109

Explanation: IOA timed out a disk command.

Failing Item:

- DISKDRV
- STORIOA
- SASCABL
- SASEXP

59FC310C

Explanation: Device bus error.

Failing Item:

- SIP3250
- DISKDRV
- STORIOA

59FC310D

Explanation: Device bus error.

Failing Item:

- SIP3250
- DISKDRV
- STORIOA

59FC3110

Explanation: Device bus interface error occurred.

Failing Item:

- DISKDRV
- STORIOA
- SASCABL
- SASEXP

59FC3130

Explanation: Device Licensed Internal Code.

Response: The device is not supported with the level of code currently on the system. Contact your next level of support.

Failing Item:

- SVCDOCS

59FC34FF

Explanation: Format in progress.

Response: No action required. This reference code is logged for information only.

59FC4041

Explanation: Incomplete multipath connection.

Response: Incomplete multipath connection between device backplane and device.

Failing Item:

- SIP3146
-

59FC4060

Explanation: Multipath redundancy level reduced.

Response: A redundant disk unit connection has failed.

Failing Item:

- SIP3153
 - SASCABL
 - SASEXP
-

59FC4061

Explanation: Multipath redundancy level increased.

Response: A redundant disk unit connection has been restored. No service action is required.

59FC4100

Explanation: Device bus fabric error.

Failing Item:

- SIP3152
 - SASCABL
 - SASEXP
 - DEVBPLN
 - STORIOA
 - DISKDRV
-

59FC7000

Explanation: Disk sector read error.

Response: No action required. This reference code is logged for information only.

59FC7001

Explanation: Temporary disk data error.

Response: If this event appears in a serviceable event view, work with the failing item list found there. If this event does not appear in a serviceable event view, no service action is required.

Failing Item:

- DISKDRV
-

59FC70DD

Explanation: System log entry only, no service action required.

59FCFFF3

Explanation: Disk media format not valid.

Failing Item:

- DISKDRV
-

59FCFFF4

Explanation: Disk device problem.

Failing Item:

- DISKDRV
 - STORIOA
-

59FCFFF5

Explanation: Disk sector read error.

Response: If this event appears in a serviceable event view, work with the failing item list found there. If this event does not appear in a serviceable event view, no service action is required.

Failing Item:

- DISKDRV
-

59FCFFF6

Explanation: Disk device detected recoverable error.

Response: If this event appears in a serviceable event view, work with the failing item list found there. If this event does not appear in a serviceable event view, no service action is required.

Failing Item:

- DISKDRV
-

59FCFFF7

Explanation: Temporary disk data error.

Response: If this event appears in a serviceable event view, work with the failing item list found there. If this event does not appear in a serviceable event view, no service action is required.

Failing Item:

- DISKDRV
-

59FCFFF9

Explanation: Temporary disk data error.

Response: If this event appears in a serviceable event view, work with the failing item list found there. If this

59FCFFFA • 59FCFFFE

event does not appear in a serviceable event view, no service action is required.

Failing Item:

- DISKDRV
-

59FCFFFA

Explanation: Temporary disk bus error.

Response: If this event appears in a serviceable event view, work with the failing item list found there. If this event does not appear in a serviceable event view, no service action is required.

Failing Item:

- DISKDRV
 - STORIOA
 - SASCABL
 - SASEXP
-

59FCFFFB

Explanation: SAS bus reset occurred.

Response: No action required. This reference code is logged for information only.

59FCFFFC

Explanation: Soft device bus error.

Response: If this event appears in a serviceable event view, work with the failing item list found there. If this event does not appear in a serviceable event view, no service action is required.

Failing Item:

- SIP3250
 - DISKDRV
 - STORIOA
-

59FCFFFD

Explanation: Soft device bus error.

Response: If this event appears in a serviceable event view, work with the failing item list found there. If this event does not appear in a serviceable event view, no service action is required.

Failing Item:

- SIP3250
- DISKDRV
- STORIOA

59FCFFFE

Explanation: Temporary disk bus error.

Response: If this event appears in a serviceable event view, work with the failing item list found there. If this event does not appear in a serviceable event view, no service action is required.

Failing Item:

- SIP3150

(59FD) Reference codes

59FD102E

Explanation: Out of alternate sectors for disk storage.

Failing Item:

- DISKDRV
-

59FD3002

Explanation: Addressed device failed to respond to selection.

Failing Item:

- DISKDRV
 - STORIOA
 - DEVBPLN
 - SASCABL
 - SASEXP
-

59FD3010

Explanation: Disk device returned wrong response to IOA.

Failing Item:

- DISKDRV
 - STORIOA
 - SASCABL
 - SASEXP
-

59FD3020

Explanation: Replacement device is not supported.

Failing Item:

- DISKDRV
 - STORIOA
 - SASCABL
-

59FD3029

Explanation: A device replacement has occurred.

Response: No action required. This reference code is logged for information only.

59FD3100

Explanation: Device bus interface error occurred.

Failing Item:

- DISKDRV
 - STORIOA
 - SASCABL
 - SASEXP
-

59FD3109

Explanation: IOA timed out a disk command.

Failing Item:

- DISKDRV
 - STORIOA
 - SASCABL
 - SASEXP
-

59FD310C

Explanation: Device bus error.

Failing Item:

- SIP3250
 - DISKDRV
 - STORIOA
-

59FD310D

Explanation: Device bus error.

Failing Item:

- SIP3250
 - DISKDRV
 - STORIOA
-

59FD3110

Explanation: Device bus interface error occurred.

Failing Item:

- DISKDRV
 - STORIOA
 - SASCABL
 - SASEXP
-

59FD3130

Explanation: Device Licensed Internal Code.

Response: The device is not supported with the level of code currently on the system. Contact your next level of support.

Failing Item:

- SVCDOCS
-

59FD34FF

Explanation: Format in progress.

Response: No action required. This reference code is logged for information only.

59FD4041

Explanation: Incomplete multipath connection.

Response: Incomplete multipath connection between device backplane and device.

Failing Item:

- SIP3146
-

59FD4060

Explanation: Multipath redundancy level reduced.

Response: A redundant disk unit connection has failed.

Failing Item:

- SIP3153
 - SASCABL
 - SASEXP
-

59FD4061

Explanation: Multipath redundancy level increased.

Response: A redundant disk unit connection has been restored. No service action is required.

59FD4100

Explanation: Device bus fabric error.

Failing Item:

- SIP3152
 - SASCABL
 - SASEXP
 - DEVBPLN
 - STORIOA
 - DISKDRV
-

59FD7000

Explanation: Disk sector read error.

Response: No action required. This reference code is logged for information only.

59FD7001

Explanation: Temporary disk data error.

Response: If this event appears in a serviceable event view, work with the failing item list found there. If this event does not appear in a serviceable event view, no service action is required.

Failing Item:

- DISKDRV
-

59FD70DD

Explanation: System log entry only, no service action required.

59FDFFF3

Explanation: Disk media format not valid.

Failing Item:

- DISKDRV
-

59FDFFF4

Explanation: Disk device problem.

Failing Item:

- DISKDRV
 - STORIOA
-

59FDFFF5

Explanation: Disk sector read error.

Response: If this event appears in a serviceable event view, work with the failing item list found there. If this event does not appear in a serviceable event view, no service action is required.

Failing Item:

- DISKDRV
-

59FDFFF6

Explanation: Disk device detected recoverable error.

Response: If this event appears in a serviceable event view, work with the failing item list found there. If this event does not appear in a serviceable event view, no service action is required.

Failing Item:

- DISKDRV
-

59FDFFF7

Explanation: Temporary disk data error.

Response: If this event appears in a serviceable event view, work with the failing item list found there. If this event does not appear in a serviceable event view, no service action is required.

Failing Item:

- DISKDRV
-

59FDFFF9

Explanation: Temporary disk data error.

Response: If this event appears in a serviceable event view, work with the failing item list found there. If this

event does not appear in a serviceable event view, no service action is required.

Failing Item:

- DISKDRV

59FDFFFA

Explanation: Temporary disk bus error.

Response: If this event appears in a serviceable event view, work with the failing item list found there. If this event does not appear in a serviceable event view, no service action is required.

Failing Item:

- DISKDRV
- STORIOA
- SASCABL
- SASEXP

59FDFFFB

Explanation: SAS bus reset occurred.

Response: No action required. This reference code is logged for information only.

59FDFFFC

Explanation: Soft device bus error.

Response: If this event appears in a serviceable event view, work with the failing item list found there. If this event does not appear in a serviceable event view, no service action is required.

Failing Item:

- SIP3250
- DISKDRV
- STORIOA

59FDFFFD

Explanation: Soft device bus error.

Response: If this event appears in a serviceable event view, work with the failing item list found there. If this event does not appear in a serviceable event view, no service action is required.

Failing Item:

- SIP3250
- DISKDRV
- STORIOA

59FDFFFE

Explanation: Temporary disk bus error.

Response: If this event appears in a serviceable event view, work with the failing item list found there. If this event does not appear in a serviceable event view, no service action is required.

Failing Item:

- SIP3150

(5B0E) Reference codes

5B0E102E

Explanation: Out of alternate sectors for disk storage.

Failing Item:

- DISKDRV
-

5B0E3002

Explanation: Addressed device failed to respond to selection.

Failing Item:

- DISKDRV
 - STORIOA
 - DEVBPLN
 - SASCABL
 - SASEXP
-

5B0E3010

Explanation: Disk device returned wrong response to IOA.

Failing Item:

- DISKDRV
 - STORIOA
 - SASCABL
 - SASEXP
-

5B0E3020

Explanation: Replacement device is not supported.

Failing Item:

- DISKDRV
 - STORIOA
 - SASCABL
-

5B0E3029

Explanation: A device replacement has occurred.

Response: No action required. This reference code is logged for information only.

5B0E3100

Explanation: Device bus interface error occurred.

Failing Item:

- DISKDRV
 - STORIOA
 - SASCABL
 - SASEXP
-

5B0E3109

Explanation: IOA timed out a disk command.

Failing Item:

- DISKDRV
 - STORIOA
 - SASCABL
 - SASEXP
-

5B0E310C

Explanation: Device bus error.

Failing Item:

- SIP3250
 - DISKDRV
 - STORIOA
-

5B0E310D

Explanation: Device bus error.

Failing Item:

- SIP3250
 - DISKDRV
 - STORIOA
-

5B0E3110

Explanation: Device bus interface error occurred.

Failing Item:

- DISKDRV
 - STORIOA
 - SASCABL
 - SASEXP
-

5B0E3130

Explanation: Device Licensed Internal Code.

Response: The device is not supported with the level of code currently on the system. Contact your next level of support.

Failing Item:

- SVCDOCS
-

5B0E34FF

Explanation: Format in progress.

Response: No action required. This reference code is logged for information only.

5B0E4041

Explanation: Incomplete multipath connection.

Response: Incomplete multipath connection between device backplane and device.

Failing Item:

- SIP3146
-

5B0E4060

Explanation: Multipath redundancy level reduced.

Response: A redundant disk unit connection has failed.

Failing Item:

- SIP3153
 - SASCABL
 - SASEXP
-

5B0E4061

Explanation: Multipath redundancy level increased.

Response: A redundant disk unit connection has been restored. No service action is required.

5B0E4100

Explanation: Device bus fabric error.

Failing Item:

- SIP3152
 - SASCABL
 - SASEXP
 - DEVBPLN
 - STORIOA
 - DISKDRV
-

5B0E7000

Explanation: Disk sector read error.

Response: No action required. This reference code is logged for information only.

5B0E7001

Explanation: Temporary disk data error.

Response: If this event appears in a serviceable event view, work with the failing item list found there. If this event does not appear in a serviceable event view, no service action is required.

Failing Item:

- DISKDRV
-

5B0E70DD

Explanation: System log entry only, no service action required.

5B0EFFF3

Explanation: Disk media format not valid.

Failing Item:

- DISKDRV
-

5B0EFFF4

Explanation: Disk device problem.

Failing Item:

- DISKDRV
 - STORIOA
-

5B0EFFF5

Explanation: Disk sector read error.

Response: If this event appears in a serviceable event view, work with the failing item list found there. If this event does not appear in a serviceable event view, no service action is required.

Failing Item:

- DISKDRV
-

5B0EFFF6

Explanation: Disk device detected recoverable error.

Response: If this event appears in a serviceable event view, work with the failing item list found there. If this event does not appear in a serviceable event view, no service action is required.

Failing Item:

- DISKDRV
-

5B0EFFF7

Explanation: Temporary disk data error.

Response: If this event appears in a serviceable event view, work with the failing item list found there. If this event does not appear in a serviceable event view, no service action is required.

Failing Item:

- DISKDRV
-

5B0EFFF9

Explanation: Temporary disk data error.

Response: If this event appears in a serviceable event view, work with the failing item list found there. If this

5B0EFFFFA • 5B0EFFFFE

event does not appear in a serviceable event view, no service action is required.

Failing Item:

- DISKDRV
-

5B0EFFFFA

Explanation: Temporary disk bus error.

Response: If this event appears in a serviceable event view, work with the failing item list found there. If this event does not appear in a serviceable event view, no service action is required.

Failing Item:

- DISKDRV
 - STORIOA
 - SASCABL
 - SASEXP
-

5B0EFFFFB

Explanation: SAS bus reset occurred.

Response: No action required. This reference code is logged for information only.

5B0EFFFFC

Explanation: Soft device bus error.

Response: If this event appears in a serviceable event view, work with the failing item list found there. If this event does not appear in a serviceable event view, no service action is required.

Failing Item:

- SIP3250
 - DISKDRV
 - STORIOA
-

5B0EFFFFD

Explanation: Soft device bus error.

Response: If this event appears in a serviceable event view, work with the failing item list found there. If this event does not appear in a serviceable event view, no service action is required.

Failing Item:

- SIP3250
- DISKDRV
- STORIOA

5B0EFFFFE

Explanation: Temporary disk bus error.

Response: If this event appears in a serviceable event view, work with the failing item list found there. If this event does not appear in a serviceable event view, no service action is required.

Failing Item:

- SIP3150

(5B0F) Reference codes

5B0F102E

Explanation: Out of alternate sectors for disk storage.

Failing Item:

- DISKDRV
-

5B0F3002

Explanation: Addressed device failed to respond to selection.

Failing Item:

- DISKDRV
 - STORIOA
 - DEVBPLN
 - SASCABL
 - SASEXP
-

5B0F3010

Explanation: Disk device returned wrong response to IOA.

Failing Item:

- DISKDRV
 - STORIOA
 - SASCABL
 - SASEXP
-

5B0F3020

Explanation: Replacement device is not supported.

Failing Item:

- DISKDRV
 - STORIOA
 - SASCABL
-

5B0F3029

Explanation: A device replacement has occurred.

Response: No action required. This reference code is logged for information only.

5B0F3100

Explanation: Device bus interface error occurred.

Failing Item:

- DISKDRV
 - STORIOA
 - SASCABL
 - SASEXP
-

5B0F3109

Explanation: IOA timed out a disk command.

Failing Item:

- DISKDRV
 - STORIOA
 - SASCABL
 - SASEXP
-

5B0F310C

Explanation: Device bus error.

Failing Item:

- SIP3250
 - DISKDRV
 - STORIOA
-

5B0F310D

Explanation: Device bus error.

Failing Item:

- SIP3250
 - DISKDRV
 - STORIOA
-

5B0F3110

Explanation: Device bus interface error occurred.

Failing Item:

- DISKDRV
 - STORIOA
 - SASCABL
 - SASEXP
-

5B0F3130

Explanation: Device Licensed Internal Code.

Response: The device is not supported with the level of code currently on the system. Contact your next level of support.

Failing Item:

- SVCDOCS
-

5B0F34FF

Explanation: Format in progress.

Response: No action required. This reference code is logged for information only.

5B0F4041

Explanation: Incomplete multipath connection.

Response: Incomplete multipath connection between device backplane and device.

Failing Item:

- SIP3146
-

5B0F4060

Explanation: Multipath redundancy level reduced.

Response: A redundant disk unit connection has failed.

Failing Item:

- SIP3153
 - SASCABL
 - SASEXP
-

5B0F4061

Explanation: Multipath redundancy level increased.

Response: A redundant disk unit connection has been restored. No service action is required.

5B0F4100

Explanation: Device bus fabric error.

Failing Item:

- SIP3152
 - SASCABL
 - SASEXP
 - DEVBPLN
 - STORIOA
 - DISKDRV
-

5B0F7000

Explanation: Disk sector read error.

Response: No action required. This reference code is logged for information only.

5B0F7001

Explanation: Temporary disk data error.

Response: If this event appears in a serviceable event view, work with the failing item list found there. If this event does not appear in a serviceable event view, no service action is required.

Failing Item:

- DISKDRV
-

5B0F70DD

Explanation: System log entry only, no service action required.

5B0FFFF3

Explanation: Disk media format not valid.

Failing Item:

- DISKDRV
-

5B0FFFF4

Explanation: Disk device problem.

Failing Item:

- DISKDRV
 - STORIOA
-

5B0FFFF5

Explanation: Disk sector read error.

Response: If this event appears in a serviceable event view, work with the failing item list found there. If this event does not appear in a serviceable event view, no service action is required.

Failing Item:

- DISKDRV
-

5B0FFFF6

Explanation: Disk device detected recoverable error.

Response: If this event appears in a serviceable event view, work with the failing item list found there. If this event does not appear in a serviceable event view, no service action is required.

Failing Item:

- DISKDRV
-

5B0FFFF7

Explanation: Temporary disk data error.

Response: If this event appears in a serviceable event view, work with the failing item list found there. If this event does not appear in a serviceable event view, no service action is required.

Failing Item:

- DISKDRV
-

5B0FFFF9

Explanation: Temporary disk data error.

Response: If this event appears in a serviceable event view, work with the failing item list found there. If this

event does not appear in a serviceable event view, no service action is required.

Failing Item:

- DISKDRV

5B0FFFFA

Explanation: Temporary disk bus error.

Response: If this event appears in a serviceable event view, work with the failing item list found there. If this event does not appear in a serviceable event view, no service action is required.

Failing Item:

- DISKDRV
- STORIOA
- SASCABL
- SASEXP

5B0FFFFB

Explanation: SAS bus reset occurred.

Response: No action required. This reference code is logged for information only.

5B0FFFFC

Explanation: Soft device bus error.

Response: If this event appears in a serviceable event view, work with the failing item list found there. If this event does not appear in a serviceable event view, no service action is required.

Failing Item:

- SIP3250
- DISKDRV
- STORIOA

5B0FFFFD

Explanation: Soft device bus error.

Response: If this event appears in a serviceable event view, work with the failing item list found there. If this event does not appear in a serviceable event view, no service action is required.

Failing Item:

- SIP3250
- DISKDRV
- STORIOA

5B0FFFFE

Explanation: Temporary disk bus error.

Response: If this event appears in a serviceable event view, work with the failing item list found there. If this event does not appear in a serviceable event view, no service action is required.

Failing Item:

- SIP3150

(5B10) Reference codes

5B10102E

Explanation: Out of alternate sectors for disk storage.

Failing Item:

- DISKDRV
-

5B103002

Explanation: Addressed device failed to respond to selection.

Failing Item:

- DISKDRV
 - STORIOA
 - DEVBPLN
 - SASCABL
 - SASEXP
-

5B103010

Explanation: Disk device returned wrong response to IOA.

Failing Item:

- DISKDRV
 - STORIOA
 - SASCABL
 - SASEXP
-

5B103020

Explanation: Replacement device is not supported.

Failing Item:

- DISKDRV
 - STORIOA
 - SASCABL
-

5B103029

Explanation: A device replacement has occurred.

Response: No action required. This reference code is logged for information only.

5B103100

Explanation: Device bus interface error occurred.

Failing Item:

- DISKDRV
 - STORIOA
 - SASCABL
 - SASEXP
-

5B103109

Explanation: IOA timed out a disk command.

Failing Item:

- DISKDRV
 - STORIOA
 - SASCABL
 - SASEXP
-

5B10310C

Explanation: Device bus error.

Failing Item:

- SIP3250
 - DISKDRV
 - STORIOA
-

5B10310D

Explanation: Device bus error.

Failing Item:

- SIP3250
 - DISKDRV
 - STORIOA
-

5B103110

Explanation: Device bus interface error occurred.

Failing Item:

- DISKDRV
 - STORIOA
 - SASCABL
 - SASEXP
-

5B103130

Explanation: Device Licensed Internal Code.

Response: The device is not supported with the level of code currently on the system. Contact your next level of support.

Failing Item:

- SVCDOCS
-

5B1034FF

Explanation: Format in progress.

Response: No action required. This reference code is logged for information only.

5B104041

Explanation: Incomplete multipath connection.

Response: Incomplete multipath connection between device backplane and device.

Failing Item:

- SIP3146
-

5B104060

Explanation: Multipath redundancy level reduced.

Response: A redundant disk unit connection has failed.

Failing Item:

- SIP3153
 - SASCABL
 - SASEXP
-

5B104061

Explanation: Multipath redundancy level increased.

Response: A redundant disk unit connection has been restored. No service action is required.

5B104100

Explanation: Device bus fabric error.

Failing Item:

- SIP3152
 - SASCABL
 - SASEXP
 - DEVBPLN
 - STORIOA
 - DISKDRV
-

5B107000

Explanation: Disk sector read error.

Response: No action required. This reference code is logged for information only.

5B107001

Explanation: Temporary disk data error.

Response: If this event appears in a serviceable event view, work with the failing item list found there. If this event does not appear in a serviceable event view, no service action is required.

Failing Item:

- DISKDRV
-

5B1070DD

Explanation: System log entry only, no service action required.

5B10FFF3

Explanation: Disk media format not valid.

Failing Item:

- DISKDRV
-

5B10FFF4

Explanation: Disk device problem.

Failing Item:

- DISKDRV
 - STORIOA
-

5B10FFF5

Explanation: Disk sector read error.

Response: If this event appears in a serviceable event view, work with the failing item list found there. If this event does not appear in a serviceable event view, no service action is required.

Failing Item:

- DISKDRV
-

5B10FFF6

Explanation: Disk device detected recoverable error.

Response: If this event appears in a serviceable event view, work with the failing item list found there. If this event does not appear in a serviceable event view, no service action is required.

Failing Item:

- DISKDRV
-

5B10FFF7

Explanation: Temporary disk data error.

Response: If this event appears in a serviceable event view, work with the failing item list found there. If this event does not appear in a serviceable event view, no service action is required.

Failing Item:

- DISKDRV
-

5B10FFF9

Explanation: Temporary disk data error.

Response: If this event appears in a serviceable event view, work with the failing item list found there. If this

5B10FFFA • 5B10FFFE

event does not appear in a serviceable event view, no service action is required.

Failing Item:

- DISKDRV

5B10FFFA

Explanation: Temporary disk bus error.

Response: If this event appears in a serviceable event view, work with the failing item list found there. If this event does not appear in a serviceable event view, no service action is required.

Failing Item:

- DISKDRV
- STORIOA
- SASCABL
- SASEXP

5B10FFFB

Explanation: SAS bus reset occurred.

Response: No action required. This reference code is logged for information only.

5B10FFFC

Explanation: Soft device bus error.

Response: If this event appears in a serviceable event view, work with the failing item list found there. If this event does not appear in a serviceable event view, no service action is required.

Failing Item:

- SIP3250
- DISKDRV
- STORIOA

5B10FFFD

Explanation: Soft device bus error.

Response: If this event appears in a serviceable event view, work with the failing item list found there. If this event does not appear in a serviceable event view, no service action is required.

Failing Item:

- SIP3250
- DISKDRV
- STORIOA

5B10FFFE

Explanation: Temporary disk bus error.

Response: If this event appears in a serviceable event view, work with the failing item list found there. If this event does not appear in a serviceable event view, no service action is required.

Failing Item:

- SIP3150

(5B11) Reference codes

5B11102E

Explanation: Out of alternate sectors for disk storage.

Failing Item:

- DISKDRV
-

5B113002

Explanation: Addressed device failed to respond to selection.

Failing Item:

- DISKDRV
 - STORIOA
 - DEVBPLN
 - SASCABL
 - SASEXP
-

5B113010

Explanation: Disk device returned wrong response to IOA.

Failing Item:

- DISKDRV
 - STORIOA
 - SASCABL
 - SASEXP
-

5B113020

Explanation: Replacement device is not supported.

Failing Item:

- DISKDRV
 - STORIOA
 - SASCABL
-

5B113029

Explanation: A device replacement has occurred.

Response: No action required. This reference code is logged for information only.

5B113100

Explanation: Device bus interface error occurred.

Failing Item:

- DISKDRV
 - STORIOA
 - SASCABL
 - SASEXP
-

5B113109

Explanation: IOA timed out a disk command.

Failing Item:

- DISKDRV
 - STORIOA
 - SASCABL
 - SASEXP
-

5B11310C

Explanation: Device bus error.

Failing Item:

- SIP3250
 - DISKDRV
 - STORIOA
-

5B11310D

Explanation: Device bus error.

Failing Item:

- SIP3250
 - DISKDRV
 - STORIOA
-

5B113110

Explanation: Device bus interface error occurred.

Failing Item:

- DISKDRV
 - STORIOA
 - SASCABL
 - SASEXP
-

5B113130

Explanation: Device Licensed Internal Code.

Response: The device is not supported with the level of code currently on the system. Contact your next level of support.

Failing Item:

- SVCDOCS
-

5B1134FF

Explanation: Format in progress.

Response: No action required. This reference code is logged for information only.

5B114041

Explanation: Incomplete multipath connection.

Response: Incomplete multipath connection between device backplane and device.

Failing Item:

- SIP3146
-

5B114060

Explanation: Multipath redundancy level reduced.

Response: A redundant disk unit connection has failed.

Failing Item:

- SIP3153
 - SASCABL
 - SASEXP
-

5B114061

Explanation: Multipath redundancy level increased.

Response: A redundant disk unit connection has been restored. No service action is required.

5B114100

Explanation: Device bus fabric error.

Failing Item:

- SIP3152
 - SASCABL
 - SASEXP
 - DEVBPLN
 - STORIOA
 - DISKDRV
-

5B117000

Explanation: Disk sector read error.

Response: No action required. This reference code is logged for information only.

5B117001

Explanation: Temporary disk data error.

Response: If this event appears in a serviceable event view, work with the failing item list found there. If this event does not appear in a serviceable event view, no service action is required.

Failing Item:

- DISKDRV
-

5B1170DD

Explanation: System log entry only, no service action required.

5B11FFF3

Explanation: Disk media format not valid.

Failing Item:

- DISKDRV
-

5B11FFF4

Explanation: Disk device problem.

Failing Item:

- DISKDRV
 - STORIOA
-

5B11FFF5

Explanation: Disk sector read error.

Response: If this event appears in a serviceable event view, work with the failing item list found there. If this event does not appear in a serviceable event view, no service action is required.

Failing Item:

- DISKDRV
-

5B11FFF6

Explanation: Disk device detected recoverable error.

Response: If this event appears in a serviceable event view, work with the failing item list found there. If this event does not appear in a serviceable event view, no service action is required.

Failing Item:

- DISKDRV
-

5B11FFF7

Explanation: Temporary disk data error.

Response: If this event appears in a serviceable event view, work with the failing item list found there. If this event does not appear in a serviceable event view, no service action is required.

Failing Item:

- DISKDRV
-

5B11FFF9

Explanation: Temporary disk data error.

Response: If this event appears in a serviceable event view, work with the failing item list found there. If this

event does not appear in a serviceable event view, no service action is required.

Failing Item:

- DISKDRV

5B11FFFA

Explanation: Temporary disk bus error.

Response: If this event appears in a serviceable event view, work with the failing item list found there. If this event does not appear in a serviceable event view, no service action is required.

Failing Item:

- DISKDRV
- STORIOA
- SASCABL
- SASEXP

5B11FFFB

Explanation: SAS bus reset occurred.

Response: No action required. This reference code is logged for information only.

5B11FFFC

Explanation: Soft device bus error.

Response: If this event appears in a serviceable event view, work with the failing item list found there. If this event does not appear in a serviceable event view, no service action is required.

Failing Item:

- SIP3250
- DISKDRV
- STORIOA

5B11FFFD

Explanation: Soft device bus error.

Response: If this event appears in a serviceable event view, work with the failing item list found there. If this event does not appear in a serviceable event view, no service action is required.

Failing Item:

- SIP3250
- DISKDRV
- STORIOA

5B11FFFE

Explanation: Temporary disk bus error.

Response: If this event appears in a serviceable event view, work with the failing item list found there. If this event does not appear in a serviceable event view, no service action is required.

Failing Item:

- SIP3150

(5B12) Reference codes

5B12102E

Explanation: Out of alternate sectors for disk storage.

Failing Item:

- DISKDRV
-

5B123002

Explanation: Addressed device failed to respond to selection.

Failing Item:

- DISKDRV
 - STORIOA
 - DEVBPLN
 - SASCABL
 - SASEXP
-

5B123010

Explanation: Disk device returned wrong response to IOA.

Failing Item:

- DISKDRV
 - STORIOA
 - SASCABL
 - SASEXP
-

5B123020

Explanation: Replacement device is not supported.

Failing Item:

- DISKDRV
 - STORIOA
 - SASCABL
-

5B123029

Explanation: A device replacement has occurred.

Response: No action required. This reference code is logged for information only.

5B123100

Explanation: Device bus interface error occurred.

Failing Item:

- DISKDRV
 - STORIOA
 - SASCABL
 - SASEXP
-

5B123109

Explanation: IOA timed out a disk command.

Failing Item:

- DISKDRV
 - STORIOA
 - SASCABL
 - SASEXP
-

5B12310C

Explanation: Device bus error.

Failing Item:

- SIP3250
 - DISKDRV
 - STORIOA
-

5B12310D

Explanation: Device bus error.

Failing Item:

- SIP3250
 - DISKDRV
 - STORIOA
-

5B123110

Explanation: Device bus interface error occurred.

Failing Item:

- DISKDRV
 - STORIOA
 - SASCABL
 - SASEXP
-

5B123130

Explanation: Device Licensed Internal Code.

Response: The device is not supported with the level of code currently on the system. Contact your next level of support.

Failing Item:

- SVCDOCS
-

5B1234FF

Explanation: Format in progress.

Response: No action required. This reference code is logged for information only.

5B124041

Explanation: Incomplete multipath connection.

Response: Incomplete multipath connection between device backplane and device.

Failing Item:

- SIP3146
-

5B124060

Explanation: Multipath redundancy level reduced.

Response: A redundant disk unit connection has failed.

Failing Item:

- SIP3153
 - SASCABL
 - SASEXP
-

5B124061

Explanation: Multipath redundancy level increased.

Response: A redundant disk unit connection has been restored. No service action is required.

5B124100

Explanation: Device bus fabric error.

Failing Item:

- SIP3152
 - SASCABL
 - SASEXP
 - DEVBPLN
 - STORIOA
 - DISKDRV
-

5B127000

Explanation: Disk sector read error.

Response: No action required. This reference code is logged for information only.

5B127001

Explanation: Temporary disk data error.

Response: If this event appears in a serviceable event view, work with the failing item list found there. If this event does not appear in a serviceable event view, no service action is required.

Failing Item:

- DISKDRV
-

5B1270DD

Explanation: System log entry only, no service action required.

5B12FFF3

Explanation: Disk media format not valid.

Failing Item:

- DISKDRV
-

5B12FFF4

Explanation: Disk device problem.

Failing Item:

- DISKDRV
 - STORIOA
-

5B12FFF5

Explanation: Disk sector read error.

Response: If this event appears in a serviceable event view, work with the failing item list found there. If this event does not appear in a serviceable event view, no service action is required.

Failing Item:

- DISKDRV
-

5B12FFF6

Explanation: Disk device detected recoverable error.

Response: If this event appears in a serviceable event view, work with the failing item list found there. If this event does not appear in a serviceable event view, no service action is required.

Failing Item:

- DISKDRV
-

5B12FFF7

Explanation: Temporary disk data error.

Response: If this event appears in a serviceable event view, work with the failing item list found there. If this event does not appear in a serviceable event view, no service action is required.

Failing Item:

- DISKDRV
-

5B12FFF9

Explanation: Temporary disk data error.

Response: If this event appears in a serviceable event view, work with the failing item list found there. If this

5B12FFFA • 5B12FFFE

event does not appear in a serviceable event view, no service action is required.

Failing Item:

- DISKDRV
-

5B12FFFA

Explanation: Temporary disk bus error.

Response: If this event appears in a serviceable event view, work with the failing item list found there. If this event does not appear in a serviceable event view, no service action is required.

Failing Item:

- DISKDRV
 - STORIOA
 - SASCABL
 - SASEXP
-

5B12FFFB

Explanation: SAS bus reset occurred.

Response: No action required. This reference code is logged for information only.

5B12FFFC

Explanation: Soft device bus error.

Response: If this event appears in a serviceable event view, work with the failing item list found there. If this event does not appear in a serviceable event view, no service action is required.

Failing Item:

- SIP3250
 - DISKDRV
 - STORIOA
-

5B12FFFD

Explanation: Soft device bus error.

Response: If this event appears in a serviceable event view, work with the failing item list found there. If this event does not appear in a serviceable event view, no service action is required.

Failing Item:

- SIP3250
- DISKDRV
- STORIOA

5B12FFFE

Explanation: Temporary disk bus error.

Response: If this event appears in a serviceable event view, work with the failing item list found there. If this event does not appear in a serviceable event view, no service action is required.

Failing Item:

- SIP3150

(5B13) Reference codes

5B13102E

Explanation: Out of alternate sectors for disk storage.

Failing Item:

- DISKDRV
-

5B133002

Explanation: Addressed device failed to respond to selection.

Failing Item:

- DISKDRV
 - STORIOA
 - DEVBPLN
 - SASCABL
 - SASEXP
-

5B133010

Explanation: Disk device returned wrong response to IOA.

Failing Item:

- DISKDRV
 - STORIOA
 - SASCABL
 - SASEXP
-

5B133020

Explanation: Replacement device is not supported.

Failing Item:

- DISKDRV
 - STORIOA
 - SASCABL
-

5B133029

Explanation: A device replacement has occurred.

Response: No action required. This reference code is logged for information only.

5B133100

Explanation: Device bus interface error occurred.

Failing Item:

- DISKDRV
 - STORIOA
 - SASCABL
 - SASEXP
-

5B133109

Explanation: IOA timed out a disk command.

Failing Item:

- DISKDRV
 - STORIOA
 - SASCABL
 - SASEXP
-

5B13310C

Explanation: Device bus error.

Failing Item:

- SIP3250
 - DISKDRV
 - STORIOA
-

5B13310D

Explanation: Device bus error.

Failing Item:

- SIP3250
 - DISKDRV
 - STORIOA
-

5B133110

Explanation: Device bus interface error occurred.

Failing Item:

- DISKDRV
 - STORIOA
 - SASCABL
 - SASEXP
-

5B133130

Explanation: Device Licensed Internal Code.

Response: The device is not supported with the level of code currently on the system. Contact your next level of support.

Failing Item:

- SVCDOCS
-

5B1334FF

Explanation: Format in progress.

Response: No action required. This reference code is logged for information only.

5B134041

Explanation: Incomplete multipath connection.

Response: Incomplete multipath connection between device backplane and device.

Failing Item:

- SIP3146
-

5B134060

Explanation: Multipath redundancy level reduced.

Response: A redundant disk unit connection has failed.

Failing Item:

- SIP3153
 - SASCABL
 - SASEXP
-

5B134061

Explanation: Multipath redundancy level increased.

Response: A redundant disk unit connection has been restored. No service action is required.

5B134100

Explanation: Device bus fabric error.

Failing Item:

- SIP3152
 - SASCABL
 - SASEXP
 - DEVBPLN
 - STORIOA
 - DISKDRV
-

5B137000

Explanation: Disk sector read error.

Response: No action required. This reference code is logged for information only.

5B137001

Explanation: Temporary disk data error.

Response: If this event appears in a serviceable event view, work with the failing item list found there. If this event does not appear in a serviceable event view, no service action is required.

Failing Item:

- DISKDRV
-

5B1370DD

Explanation: System log entry only, no service action required.

5B13FFF3

Explanation: Disk media format not valid.

Failing Item:

- DISKDRV
-

5B13FFF4

Explanation: Disk device problem.

Failing Item:

- DISKDRV
 - STORIOA
-

5B13FFF5

Explanation: Disk sector read error.

Response: If this event appears in a serviceable event view, work with the failing item list found there. If this event does not appear in a serviceable event view, no service action is required.

Failing Item:

- DISKDRV
-

5B13FFF6

Explanation: Disk device detected recoverable error.

Response: If this event appears in a serviceable event view, work with the failing item list found there. If this event does not appear in a serviceable event view, no service action is required.

Failing Item:

- DISKDRV
-

5B13FFF7

Explanation: Temporary disk data error.

Response: If this event appears in a serviceable event view, work with the failing item list found there. If this event does not appear in a serviceable event view, no service action is required.

Failing Item:

- DISKDRV
-

5B13FFF9

Explanation: Temporary disk data error.

Response: If this event appears in a serviceable event view, work with the failing item list found there. If this

event does not appear in a serviceable event view, no service action is required.

Failing Item:

- DISKDRV

5B13FFFA

Explanation: Temporary disk bus error.

Response: If this event appears in a serviceable event view, work with the failing item list found there. If this event does not appear in a serviceable event view, no service action is required.

Failing Item:

- DISKDRV
- STORIOA
- SASCABL
- SASEXP

5B13FFFB

Explanation: SAS bus reset occurred.

Response: No action required. This reference code is logged for information only.

5B13FFFC

Explanation: Soft device bus error.

Response: If this event appears in a serviceable event view, work with the failing item list found there. If this event does not appear in a serviceable event view, no service action is required.

Failing Item:

- SIP3250
- DISKDRV
- STORIOA

5B13FFFD

Explanation: Soft device bus error.

Response: If this event appears in a serviceable event view, work with the failing item list found there. If this event does not appear in a serviceable event view, no service action is required.

Failing Item:

- SIP3250
- DISKDRV
- STORIOA

5B13FFFE

Explanation: Temporary disk bus error.

Response: If this event appears in a serviceable event view, work with the failing item list found there. If this event does not appear in a serviceable event view, no service action is required.

Failing Item:

- SIP3150

(5B14) Reference codes

5B14102E

Explanation: Out of alternate sectors for disk storage.

Failing Item:

- DISKDRV
-

5B143002

Explanation: Addressed device failed to respond to selection.

Failing Item:

- DISKDRV
 - STORIOA
 - DEVBPLN
 - SASCABL
 - SASEXP
-

5B143010

Explanation: Disk device returned wrong response to IOA.

Failing Item:

- DISKDRV
 - STORIOA
 - SASCABL
 - SASEXP
-

5B143020

Explanation: Replacement device is not supported.

Failing Item:

- DISKDRV
 - STORIOA
 - SASCABL
-

5B143029

Explanation: A device replacement has occurred.

Response: No action required. This reference code is logged for information only.

5B143100

Explanation: Device bus interface error occurred.

Failing Item:

- DISKDRV
 - STORIOA
 - SASCABL
 - SASEXP
-

5B143109

Explanation: IOA timed out a disk command.

Failing Item:

- DISKDRV
 - STORIOA
 - SASCABL
 - SASEXP
-

5B14310C

Explanation: Device bus error.

Failing Item:

- SIP3250
 - DISKDRV
 - STORIOA
-

5B14310D

Explanation: Device bus error.

Failing Item:

- SIP3250
 - DISKDRV
 - STORIOA
-

5B143110

Explanation: Device bus interface error occurred.

Failing Item:

- DISKDRV
 - STORIOA
 - SASCABL
 - SASEXP
-

5B143130

Explanation: Device Licensed Internal Code.

Response: The device is not supported with the level of code currently on the system. Contact your next level of support.

Failing Item:

- SVCDOCS
-

5B1434FF

Explanation: Format in progress.

Response: No action required. This reference code is logged for information only.

5B144041

Explanation: Incomplete multipath connection.

Response: Incomplete multipath connection between device backplane and device.

Failing Item:

- SIP3146
-

5B144060

Explanation: Multipath redundancy level reduced.

Response: A redundant disk unit connection has failed.

Failing Item:

- SIP3153
 - SASCABL
 - SASEXP
-

5B144061

Explanation: Multipath redundancy level increased.

Response: A redundant disk unit connection has been restored. No service action is required.

5B144100

Explanation: Device bus fabric error.

Failing Item:

- SIP3152
 - SASCABL
 - SASEXP
 - DEVBPLN
 - STORIOA
 - DISKDRV
-

5B147000

Explanation: Disk sector read error.

Response: No action required. This reference code is logged for information only.

5B147001

Explanation: Temporary disk data error.

Response: If this event appears in a serviceable event view, work with the failing item list found there. If this event does not appear in a serviceable event view, no service action is required.

Failing Item:

- DISKDRV
-

5B1470DD

Explanation: System log entry only, no service action required.

5B14FFF3

Explanation: Disk media format not valid.

Failing Item:

- DISKDRV
-

5B14FFF4

Explanation: Disk device problem.

Failing Item:

- DISKDRV
 - STORIOA
-

5B14FFF5

Explanation: Disk sector read error.

Response: If this event appears in a serviceable event view, work with the failing item list found there. If this event does not appear in a serviceable event view, no service action is required.

Failing Item:

- DISKDRV
-

5B14FFF6

Explanation: Disk device detected recoverable error.

Response: If this event appears in a serviceable event view, work with the failing item list found there. If this event does not appear in a serviceable event view, no service action is required.

Failing Item:

- DISKDRV
-

5B14FFF7

Explanation: Temporary disk data error.

Response: If this event appears in a serviceable event view, work with the failing item list found there. If this event does not appear in a serviceable event view, no service action is required.

Failing Item:

- DISKDRV
-

5B14FFF9

Explanation: Temporary disk data error.

Response: If this event appears in a serviceable event view, work with the failing item list found there. If this

5B14FFFA • 5B14FFFE

event does not appear in a serviceable event view, no service action is required.

Failing Item:

- DISKDRV

5B14FFFA

Explanation: Temporary disk bus error.

Response: If this event appears in a serviceable event view, work with the failing item list found there. If this event does not appear in a serviceable event view, no service action is required.

Failing Item:

- DISKDRV
- STORIOA
- SASCABL
- SASEXP

5B14FFFB

Explanation: SAS bus reset occurred.

Response: No action required. This reference code is logged for information only.

5B14FFFC

Explanation: Soft device bus error.

Response: If this event appears in a serviceable event view, work with the failing item list found there. If this event does not appear in a serviceable event view, no service action is required.

Failing Item:

- SIP3250
- DISKDRV
- STORIOA

5B14FFFD

Explanation: Soft device bus error.

Response: If this event appears in a serviceable event view, work with the failing item list found there. If this event does not appear in a serviceable event view, no service action is required.

Failing Item:

- SIP3250
- DISKDRV
- STORIOA

5B14FFFE

Explanation: Temporary disk bus error.

Response: If this event appears in a serviceable event view, work with the failing item list found there. If this event does not appear in a serviceable event view, no service action is required.

Failing Item:

- SIP3150

(5B15) Reference codes

5B15102E

Explanation: Out of alternate sectors for disk storage.

Failing Item:

- DISKDRV
-

5B153002

Explanation: Addressed device failed to respond to selection.

Failing Item:

- DISKDRV
 - STORIOA
 - DEVBPLN
 - SASCABL
 - SASEXP
-

5B153010

Explanation: Disk device returned wrong response to IOA.

Failing Item:

- DISKDRV
 - STORIOA
 - SASCABL
 - SASEXP
-

5B153020

Explanation: Replacement device is not supported.

Failing Item:

- DISKDRV
 - STORIOA
 - SASCABL
-

5B153029

Explanation: A device replacement has occurred.

Response: No action required. This reference code is logged for information only.

5B153100

Explanation: Device bus interface error occurred.

Failing Item:

- DISKDRV
 - STORIOA
 - SASCABL
 - SASEXP
-

5B153109

Explanation: IOA timed out a disk command.

Failing Item:

- DISKDRV
 - STORIOA
 - SASCABL
 - SASEXP
-

5B15310C

Explanation: Device bus error.

Failing Item:

- SIP3250
 - DISKDRV
 - STORIOA
-

5B15310D

Explanation: Device bus error.

Failing Item:

- SIP3250
 - DISKDRV
 - STORIOA
-

5B153110

Explanation: Device bus interface error occurred.

Failing Item:

- DISKDRV
 - STORIOA
 - SASCABL
 - SASEXP
-

5B153130

Explanation: Device Licensed Internal Code.

Response: The device is not supported with the level of code currently on the system. Contact your next level of support.

Failing Item:

- SVCDOCS
-

5B1534FF

Explanation: Format in progress.

Response: No action required. This reference code is logged for information only.

5B154041

Explanation: Incomplete multipath connection.

Response: Incomplete multipath connection between device backplane and device.

Failing Item:

- SIP3146

5B154060

Explanation: Multipath redundancy level reduced.

Response: A redundant disk unit connection has failed.

Failing Item:

- SIP3153
- SASCABL
- SASEXP

5B154061

Explanation: Multipath redundancy level increased.

Response: A redundant disk unit connection has been restored. No service action is required.

5B154100

Explanation: Device bus fabric error.

Failing Item:

- SIP3152
- SASCABL
- SASEXP
- DEVBPLN
- STORIOA
- DISKDRV

5B157000

Explanation: Disk sector read error.

Response: No action required. This reference code is logged for information only.

5B157001

Explanation: Temporary disk data error.

Response: If this event appears in a serviceable event view, work with the failing item list found there. If this event does not appear in a serviceable event view, no service action is required.

Failing Item:

- DISKDRV

5B1570DD

Explanation: System log entry only, no service action required.

5B15FFF3

Explanation: Disk media format not valid.

Failing Item:

- DISKDRV

5B15FFF4

Explanation: Disk device problem.

Failing Item:

- DISKDRV
- STORIOA

5B15FFF5

Explanation: Disk sector read error.

Response: If this event appears in a serviceable event view, work with the failing item list found there. If this event does not appear in a serviceable event view, no service action is required.

Failing Item:

- DISKDRV

5B15FFF6

Explanation: Disk device detected recoverable error.

Response: If this event appears in a serviceable event view, work with the failing item list found there. If this event does not appear in a serviceable event view, no service action is required.

Failing Item:

- DISKDRV

5B15FFF7

Explanation: Temporary disk data error.

Response: If this event appears in a serviceable event view, work with the failing item list found there. If this event does not appear in a serviceable event view, no service action is required.

Failing Item:

- DISKDRV

5B15FFF9

Explanation: Temporary disk data error.

Response: If this event appears in a serviceable event view, work with the failing item list found there. If this

event does not appear in a serviceable event view, no service action is required.

Failing Item:

- DISKDRV

5B15FFFA

Explanation: Temporary disk bus error.

Response: If this event appears in a serviceable event view, work with the failing item list found there. If this event does not appear in a serviceable event view, no service action is required.

Failing Item:

- DISKDRV
- STORIOA
- SASCABL
- SASEXP

5B15FFFB

Explanation: SAS bus reset occurred.

Response: No action required. This reference code is logged for information only.

5B15FFFC

Explanation: Soft device bus error.

Response: If this event appears in a serviceable event view, work with the failing item list found there. If this event does not appear in a serviceable event view, no service action is required.

Failing Item:

- SIP3250
- DISKDRV
- STORIOA

5B15FFFD

Explanation: Soft device bus error.

Response: If this event appears in a serviceable event view, work with the failing item list found there. If this event does not appear in a serviceable event view, no service action is required.

Failing Item:

- SIP3250
- DISKDRV
- STORIOA

5B15FFFE

Explanation: Temporary disk bus error.

Response: If this event appears in a serviceable event view, work with the failing item list found there. If this event does not appear in a serviceable event view, no service action is required.

Failing Item:

- SIP3150

(5B16) Reference codes

5B16102E

Explanation: Out of alternate sectors for disk storage.

Failing Item:

- DISKDRV
-

5B163002

Explanation: Addressed device failed to respond to selection.

Failing Item:

- DISKDRV
 - STORIOA
 - DEVBPLN
 - SASCABL
 - SASEXP
-

5B163010

Explanation: Disk device returned wrong response to IOA.

Failing Item:

- DISKDRV
 - STORIOA
 - SASCABL
 - SASEXP
-

5B163020

Explanation: Replacement device is not supported.

Failing Item:

- DISKDRV
 - STORIOA
 - SASCABL
-

5B163029

Explanation: A device replacement has occurred.

Response: No action required. This reference code is logged for information only.

5B163100

Explanation: Device bus interface error occurred.

Failing Item:

- DISKDRV
 - STORIOA
 - SASCABL
 - SASEXP
-

5B163109

Explanation: IOA timed out a disk command.

Failing Item:

- DISKDRV
 - STORIOA
 - SASCABL
 - SASEXP
-

5B16310C

Explanation: Device bus error.

Failing Item:

- SIP3250
 - DISKDRV
 - STORIOA
-

5B16310D

Explanation: Device bus error.

Failing Item:

- SIP3250
 - DISKDRV
 - STORIOA
-

5B163110

Explanation: Device bus interface error occurred.

Failing Item:

- DISKDRV
 - STORIOA
 - SASCABL
 - SASEXP
-

5B163130

Explanation: Device Licensed Internal Code.

Response: The device is not supported with the level of code currently on the system. Contact your next level of support.

Failing Item:

- SVCDOCS
-

5B1634FF

Explanation: Format in progress.

Response: No action required. This reference code is logged for information only.

5B164041

Explanation: Incomplete multipath connection.

Response: Incomplete multipath connection between device backplane and device.

Failing Item:

- SIP3146
-

5B164060

Explanation: Multipath redundancy level reduced.

Response: A redundant disk unit connection has failed.

Failing Item:

- SIP3153
 - SASCABL
 - SASEXP
-

5B164061

Explanation: Multipath redundancy level increased.

Response: A redundant disk unit connection has been restored. No service action is required.

5B164100

Explanation: Device bus fabric error.

Failing Item:

- SIP3152
 - SASCABL
 - SASEXP
 - DEVBPLN
 - STORIOA
 - DISKDRV
-

5B167000

Explanation: Disk sector read error.

Response: No action required. This reference code is logged for information only.

5B167001

Explanation: Temporary disk data error.

Response: If this event appears in a serviceable event view, work with the failing item list found there. If this event does not appear in a serviceable event view, no service action is required.

Failing Item:

- DISKDRV
-

5B1670DD

Explanation: System log entry only, no service action required.

5B16FFF3

Explanation: Disk media format not valid.

Failing Item:

- DISKDRV
-

5B16FFF4

Explanation: Disk device problem.

Failing Item:

- DISKDRV
 - STORIOA
-

5B16FFF5

Explanation: Disk sector read error.

Response: If this event appears in a serviceable event view, work with the failing item list found there. If this event does not appear in a serviceable event view, no service action is required.

Failing Item:

- DISKDRV
-

5B16FFF6

Explanation: Disk device detected recoverable error.

Response: If this event appears in a serviceable event view, work with the failing item list found there. If this event does not appear in a serviceable event view, no service action is required.

Failing Item:

- DISKDRV
-

5B16FFF7

Explanation: Temporary disk data error.

Response: If this event appears in a serviceable event view, work with the failing item list found there. If this event does not appear in a serviceable event view, no service action is required.

Failing Item:

- DISKDRV
-

5B16FFF9

Explanation: Temporary disk data error.

Response: If this event appears in a serviceable event view, work with the failing item list found there. If this

5B16FFFA • 5B16FFFE

event does not appear in a serviceable event view, no service action is required.

Failing Item:

- DISKDRV

5B16FFFA

Explanation: Temporary disk bus error.

Response: If this event appears in a serviceable event view, work with the failing item list found there. If this event does not appear in a serviceable event view, no service action is required.

Failing Item:

- DISKDRV
- STORIOA
- SASCABL
- SASEXP

5B16FFFB

Explanation: SAS bus reset occurred.

Response: No action required. This reference code is logged for information only.

5B16FFFC

Explanation: Soft device bus error.

Response: If this event appears in a serviceable event view, work with the failing item list found there. If this event does not appear in a serviceable event view, no service action is required.

Failing Item:

- SIP3250
- DISKDRV
- STORIOA

5B16FFFD

Explanation: Soft device bus error.

Response: If this event appears in a serviceable event view, work with the failing item list found there. If this event does not appear in a serviceable event view, no service action is required.

Failing Item:

- SIP3250
- DISKDRV
- STORIOA

5B16FFFE

Explanation: Temporary disk bus error.

Response: If this event appears in a serviceable event view, work with the failing item list found there. If this event does not appear in a serviceable event view, no service action is required.

Failing Item:

- SIP3150

(5B17) Reference codes

5B17102E

Explanation: Out of alternate sectors for disk storage.

Failing Item:

- DISKDRV
-

5B173002

Explanation: Addressed device failed to respond to selection.

Failing Item:

- DISKDRV
 - STORIOA
 - DEVBPLN
 - SASCABL
 - SASEXP
-

5B173010

Explanation: Disk device returned wrong response to IOA.

Failing Item:

- DISKDRV
 - STORIOA
 - SASCABL
 - SASEXP
-

5B173020

Explanation: Replacement device is not supported.

Failing Item:

- DISKDRV
 - STORIOA
 - SASCABL
-

5B173029

Explanation: A device replacement has occurred.

Response: No action required. This reference code is logged for information only.

5B173100

Explanation: Device bus interface error occurred.

Failing Item:

- DISKDRV
 - STORIOA
 - SASCABL
 - SASEXP
-

5B173109

Explanation: IOA timed out a disk command.

Failing Item:

- DISKDRV
 - STORIOA
 - SASCABL
 - SASEXP
-

5B17310C

Explanation: Device bus error.

Failing Item:

- SIP3250
 - DISKDRV
 - STORIOA
-

5B17310D

Explanation: Device bus error.

Failing Item:

- SIP3250
 - DISKDRV
 - STORIOA
-

5B173110

Explanation: Device bus interface error occurred.

Failing Item:

- DISKDRV
 - STORIOA
 - SASCABL
 - SASEXP
-

5B173130

Explanation: Device Licensed Internal Code.

Response: The device is not supported with the level of code currently on the system. Contact your next level of support.

Failing Item:

- SVCDOCS
-

5B1734FF

Explanation: Format in progress.

Response: No action required. This reference code is logged for information only.

5B174041

Explanation: Incomplete multipath connection.

Response: Incomplete multipath connection between device backplane and device.

Failing Item:

- SIP3146

5B174060

Explanation: Multipath redundancy level reduced.

Response: A redundant disk unit connection has failed.

Failing Item:

- SIP3153
- SASCABL
- SASEXP

5B174061

Explanation: Multipath redundancy level increased.

Response: A redundant disk unit connection has been restored. No service action is required.

5B174100

Explanation: Device bus fabric error.

Failing Item:

- SIP3152
- SASCABL
- SASEXP
- DEVBPLN
- STORIOA
- DISKDRV

5B177000

Explanation: Disk sector read error.

Response: No action required. This reference code is logged for information only.

5B177001

Explanation: Temporary disk data error.

Response: If this event appears in a serviceable event view, work with the failing item list found there. If this event does not appear in a serviceable event view, no service action is required.

Failing Item:

- DISKDRV

5B1770DD

Explanation: System log entry only, no service action required.

5B17FFF3

Explanation: Disk media format not valid.

Failing Item:

- DISKDRV

5B17FFF4

Explanation: Disk device problem.

Failing Item:

- DISKDRV
- STORIOA

5B17FFF5

Explanation: Disk sector read error.

Response: If this event appears in a serviceable event view, work with the failing item list found there. If this event does not appear in a serviceable event view, no service action is required.

Failing Item:

- DISKDRV

5B17FFF6

Explanation: Disk device detected recoverable error.

Response: If this event appears in a serviceable event view, work with the failing item list found there. If this event does not appear in a serviceable event view, no service action is required.

Failing Item:

- DISKDRV

5B17FFF7

Explanation: Temporary disk data error.

Response: If this event appears in a serviceable event view, work with the failing item list found there. If this event does not appear in a serviceable event view, no service action is required.

Failing Item:

- DISKDRV

5B17FFF9

Explanation: Temporary disk data error.

Response: If this event appears in a serviceable event view, work with the failing item list found there. If this

event does not appear in a serviceable event view, no service action is required.

Failing Item:

- DISKDRV

5B17FFFA

Explanation: Temporary disk bus error.

Response: If this event appears in a serviceable event view, work with the failing item list found there. If this event does not appear in a serviceable event view, no service action is required.

Failing Item:

- DISKDRV
- STORIOA
- SASCABL
- SASEXP

5B17FFFB

Explanation: SAS bus reset occurred.

Response: No action required. This reference code is logged for information only.

5B17FFFC

Explanation: Soft device bus error.

Response: If this event appears in a serviceable event view, work with the failing item list found there. If this event does not appear in a serviceable event view, no service action is required.

Failing Item:

- SIP3250
- DISKDRV
- STORIOA

5B17FFFD

Explanation: Soft device bus error.

Response: If this event appears in a serviceable event view, work with the failing item list found there. If this event does not appear in a serviceable event view, no service action is required.

Failing Item:

- SIP3250
- DISKDRV
- STORIOA

5B17FFFE

Explanation: Temporary disk bus error.

Response: If this event appears in a serviceable event view, work with the failing item list found there. If this event does not appear in a serviceable event view, no service action is required.

Failing Item:

- SIP3150

(5B18) Reference codes

5B18102E

Explanation: Out of alternate sectors for disk storage.

Failing Item:

- DISKDRV
-

5B183002

Explanation: Addressed device failed to respond to selection.

Failing Item:

- DISKDRV
 - STORIOA
 - DEVBPLN
 - SASCABL
 - SASEXP
-

5B183010

Explanation: Disk device returned wrong response to IOA.

Failing Item:

- DISKDRV
 - STORIOA
 - SASCABL
 - SASEXP
-

5B183020

Explanation: Replacement device is not supported.

Failing Item:

- DISKDRV
 - STORIOA
 - SASCABL
-

5B183029

Explanation: A device replacement has occurred.

Response: No action required. This reference code is logged for information only.

5B183100

Explanation: Device bus interface error occurred.

Failing Item:

- DISKDRV
 - STORIOA
 - SASCABL
 - SASEXP
-

5B183109

Explanation: IOA timed out a disk command.

Failing Item:

- DISKDRV
 - STORIOA
 - SASCABL
 - SASEXP
-

5B18310C

Explanation: Device bus error.

Failing Item:

- SIP3250
 - DISKDRV
 - STORIOA
-

5B18310D

Explanation: Device bus error.

Failing Item:

- SIP3250
 - DISKDRV
 - STORIOA
-

5B183110

Explanation: Device bus interface error occurred.

Failing Item:

- DISKDRV
 - STORIOA
 - SASCABL
 - SASEXP
-

5B183130

Explanation: Device Licensed Internal Code.

Response: The device is not supported with the level of code currently on the system. Contact your next level of support.

Failing Item:

- SVCDOCS
-

5B1834FF

Explanation: Format in progress.

Response: No action required. This reference code is logged for information only.

5B184041

Explanation: Incomplete multipath connection.

Response: Incomplete multipath connection between device backplane and device.

Failing Item:

- SIP3146
-

5B184060

Explanation: Multipath redundancy level reduced.

Response: A redundant disk unit connection has failed.

Failing Item:

- SIP3153
 - SASCABL
 - SASEXP
-

5B184061

Explanation: Multipath redundancy level increased.

Response: A redundant disk unit connection has been restored. No service action is required.

5B184100

Explanation: Device bus fabric error.

Failing Item:

- SIP3152
 - SASCABL
 - SASEXP
 - DEVBPLN
 - STORIOA
 - DISKDRV
-

5B187000

Explanation: Disk sector read error.

Response: No action required. This reference code is logged for information only.

5B187001

Explanation: Temporary disk data error.

Response: If this event appears in a serviceable event view, work with the failing item list found there. If this event does not appear in a serviceable event view, no service action is required.

Failing Item:

- DISKDRV
-

5B1870DD

Explanation: System log entry only, no service action required.

5B18FFF3

Explanation: Disk media format not valid.

Failing Item:

- DISKDRV
-

5B18FFF4

Explanation: Disk device problem.

Failing Item:

- DISKDRV
 - STORIOA
-

5B18FFF5

Explanation: Disk sector read error.

Response: If this event appears in a serviceable event view, work with the failing item list found there. If this event does not appear in a serviceable event view, no service action is required.

Failing Item:

- DISKDRV
-

5B18FFF6

Explanation: Disk device detected recoverable error.

Response: If this event appears in a serviceable event view, work with the failing item list found there. If this event does not appear in a serviceable event view, no service action is required.

Failing Item:

- DISKDRV
-

5B18FFF7

Explanation: Temporary disk data error.

Response: If this event appears in a serviceable event view, work with the failing item list found there. If this event does not appear in a serviceable event view, no service action is required.

Failing Item:

- DISKDRV
-

5B18FFF9

Explanation: Temporary disk data error.

Response: If this event appears in a serviceable event view, work with the failing item list found there. If this

5B18FFFA • 5B18FFFE

event does not appear in a serviceable event view, no service action is required.

Failing Item:

- DISKDRV
-

5B18FFFA

Explanation: Temporary disk bus error.

Response: If this event appears in a serviceable event view, work with the failing item list found there. If this event does not appear in a serviceable event view, no service action is required.

Failing Item:

- DISKDRV
 - STORIOA
 - SASCABL
 - SASEXP
-

5B18FFFB

Explanation: SAS bus reset occurred.

Response: No action required. This reference code is logged for information only.

5B18FFFC

Explanation: Soft device bus error.

Response: If this event appears in a serviceable event view, work with the failing item list found there. If this event does not appear in a serviceable event view, no service action is required.

Failing Item:

- SIP3250
 - DISKDRV
 - STORIOA
-

5B18FFFD

Explanation: Soft device bus error.

Response: If this event appears in a serviceable event view, work with the failing item list found there. If this event does not appear in a serviceable event view, no service action is required.

Failing Item:

- SIP3250
- DISKDRV
- STORIOA

5B18FFFE

Explanation: Temporary disk bus error.

Response: If this event appears in a serviceable event view, work with the failing item list found there. If this event does not appear in a serviceable event view, no service action is required.

Failing Item:

- SIP3150

(5B19) Reference codes

5B19102E

Explanation: Out of alternate sectors for disk storage.

Failing Item:

- DISKDRV
-

5B193002

Explanation: Addressed device failed to respond to selection.

Failing Item:

- DISKDRV
 - STORIOA
 - DEVBPLN
 - SASCABL
 - SASEXP
-

5B193010

Explanation: Disk device returned wrong response to IOA.

Failing Item:

- DISKDRV
 - STORIOA
 - SASCABL
 - SASEXP
-

5B193020

Explanation: Replacement device is not supported.

Failing Item:

- DISKDRV
 - STORIOA
 - SASCABL
-

5B193029

Explanation: A device replacement has occurred.

Response: No action required. This reference code is logged for information only.

5B193100

Explanation: Device bus interface error occurred.

Failing Item:

- DISKDRV
 - STORIOA
 - SASCABL
 - SASEXP
-

5B193109

Explanation: IOA timed out a disk command.

Failing Item:

- DISKDRV
 - STORIOA
 - SASCABL
 - SASEXP
-

5B19310C

Explanation: Device bus error.

Failing Item:

- SIP3250
 - DISKDRV
 - STORIOA
-

5B19310D

Explanation: Device bus error.

Failing Item:

- SIP3250
 - DISKDRV
 - STORIOA
-

5B193110

Explanation: Device bus interface error occurred.

Failing Item:

- DISKDRV
 - STORIOA
 - SASCABL
 - SASEXP
-

5B193130

Explanation: Device Licensed Internal Code.

Response: The device is not supported with the level of code currently on the system. Contact your next level of support.

Failing Item:

- SVCDOCS
-

5B1934FF

Explanation: Format in progress.

Response: No action required. This reference code is logged for information only.

5B194041

Explanation: Incomplete multipath connection.

Response: Incomplete multipath connection between device backplane and device.

Failing Item:

- SIP3146

5B194060

Explanation: Multipath redundancy level reduced.

Response: A redundant disk unit connection has failed.

Failing Item:

- SIP3153
- SASCABL
- SASEXP

5B194061

Explanation: Multipath redundancy level increased.

Response: A redundant disk unit connection has been restored. No service action is required.

5B194100

Explanation: Device bus fabric error.

Failing Item:

- SIP3152
- SASCABL
- SASEXP
- DEVBPLN
- STORIOA
- DISKDRV

5B197000

Explanation: Disk sector read error.

Response: No action required. This reference code is logged for information only.

5B197001

Explanation: Temporary disk data error.

Response: If this event appears in a serviceable event view, work with the failing item list found there. If this event does not appear in a serviceable event view, no service action is required.

Failing Item:

- DISKDRV

5B1970DD

Explanation: System log entry only, no service action required.

5B19FFF3

Explanation: Disk media format not valid.

Failing Item:

- DISKDRV

5B19FFF4

Explanation: Disk device problem.

Failing Item:

- DISKDRV
- STORIOA

5B19FFF5

Explanation: Disk sector read error.

Response: If this event appears in a serviceable event view, work with the failing item list found there. If this event does not appear in a serviceable event view, no service action is required.

Failing Item:

- DISKDRV

5B19FFF6

Explanation: Disk device detected recoverable error.

Response: If this event appears in a serviceable event view, work with the failing item list found there. If this event does not appear in a serviceable event view, no service action is required.

Failing Item:

- DISKDRV

5B19FFF7

Explanation: Temporary disk data error.

Response: If this event appears in a serviceable event view, work with the failing item list found there. If this event does not appear in a serviceable event view, no service action is required.

Failing Item:

- DISKDRV

5B19FFF9

Explanation: Temporary disk data error.

Response: If this event appears in a serviceable event view, work with the failing item list found there. If this

event does not appear in a serviceable event view, no service action is required.

Failing Item:

- DISKDRV

5B19FFFA

Explanation: Temporary disk bus error.

Response: If this event appears in a serviceable event view, work with the failing item list found there. If this event does not appear in a serviceable event view, no service action is required.

Failing Item:

- DISKDRV
- STORIOA
- SASCABL
- SASEXP

5B19FFFB

Explanation: SAS bus reset occurred.

Response: No action required. This reference code is logged for information only.

5B19FFFC

Explanation: Soft device bus error.

Response: If this event appears in a serviceable event view, work with the failing item list found there. If this event does not appear in a serviceable event view, no service action is required.

Failing Item:

- SIP3250
- DISKDRV
- STORIOA

5B19FFFD

Explanation: Soft device bus error.

Response: If this event appears in a serviceable event view, work with the failing item list found there. If this event does not appear in a serviceable event view, no service action is required.

Failing Item:

- SIP3250
- DISKDRV
- STORIOA

5B19FFFE

Explanation: Temporary disk bus error.

Response: If this event appears in a serviceable event view, work with the failing item list found there. If this event does not appear in a serviceable event view, no service action is required.

Failing Item:

- SIP3150

(5B1A) Reference codes

5B1A102E

Explanation: Out of alternate sectors for disk storage.

Failing Item:

- DISKDRV
-

5B1A3002

Explanation: Addressed device failed to respond to selection.

Failing Item:

- DISKDRV
 - STORIOA
 - DEVBPLN
 - SASCABL
 - SASEXP
-

5B1A3010

Explanation: Disk device returned wrong response to IOA.

Failing Item:

- DISKDRV
 - STORIOA
 - SASCABL
 - SASEXP
-

5B1A3020

Explanation: Replacement device is not supported.

Failing Item:

- DISKDRV
 - STORIOA
 - SASCABL
-

5B1A3029

Explanation: A device replacement has occurred.

Response: No action required. This reference code is logged for information only.

5B1A3100

Explanation: Device bus interface error occurred.

Failing Item:

- DISKDRV
 - STORIOA
 - SASCABL
 - SASEXP
-

5B1A3109

Explanation: IOA timed out a disk command.

Failing Item:

- DISKDRV
 - STORIOA
 - SASCABL
 - SASEXP
-

5B1A310C

Explanation: Device bus error.

Failing Item:

- SIP3250
 - DISKDRV
 - STORIOA
-

5B1A310D

Explanation: Device bus error.

Failing Item:

- SIP3250
 - DISKDRV
 - STORIOA
-

5B1A3110

Explanation: Device bus interface error occurred.

Failing Item:

- DISKDRV
 - STORIOA
 - SASCABL
 - SASEXP
-

5B1A3130

Explanation: Device Licensed Internal Code.

Response: The device is not supported with the level of code currently on the system. Contact your next level of support.

Failing Item:

- SVCDOCS
-

5B1A34FF

Explanation: Format in progress.

Response: No action required. This reference code is logged for information only.

5B1A4041

Explanation: Incomplete multipath connection.

Response: Incomplete multipath connection between device backplane and device.

Failing Item:

- SIP3146
-

5B1A4060

Explanation: Multipath redundancy level reduced.

Response: A redundant disk unit connection has failed.

Failing Item:

- SIP3153
 - SASCABL
 - SASEXP
-

5B1A4061

Explanation: Multipath redundancy level increased.

Response: A redundant disk unit connection has been restored. No service action is required.

5B1A4100

Explanation: Device bus fabric error.

Failing Item:

- SIP3152
 - SASCABL
 - SASEXP
 - DEVBPLN
 - STORIOA
 - DISKDRV
-

5B1A7000

Explanation: Disk sector read error.

Response: No action required. This reference code is logged for information only.

5B1A7001

Explanation: Temporary disk data error.

Response: If this event appears in a serviceable event view, work with the failing item list found there. If this event does not appear in a serviceable event view, no service action is required.

Failing Item:

- DISKDRV
-

5B1A70DD

Explanation: System log entry only, no service action required.

5B1AFFF3

Explanation: Disk media format not valid.

Failing Item:

- DISKDRV
-

5B1AFFF4

Explanation: Disk device problem.

Failing Item:

- DISKDRV
 - STORIOA
-

5B1AFFF5

Explanation: Disk sector read error.

Response: If this event appears in a serviceable event view, work with the failing item list found there. If this event does not appear in a serviceable event view, no service action is required.

Failing Item:

- DISKDRV
-

5B1AFFF6

Explanation: Disk device detected recoverable error.

Response: If this event appears in a serviceable event view, work with the failing item list found there. If this event does not appear in a serviceable event view, no service action is required.

Failing Item:

- DISKDRV
-

5B1AFFF7

Explanation: Temporary disk data error.

Response: If this event appears in a serviceable event view, work with the failing item list found there. If this event does not appear in a serviceable event view, no service action is required.

Failing Item:

- DISKDRV
-

5B1AFFF9

Explanation: Temporary disk data error.

Response: If this event appears in a serviceable event view, work with the failing item list found there. If this

5B1AFFFA • 5B1AFFFE

event does not appear in a serviceable event view, no service action is required.

Failing Item:

- DISKDRV

5B1AFFFA

Explanation: Temporary disk bus error.

Response: If this event appears in a serviceable event view, work with the failing item list found there. If this event does not appear in a serviceable event view, no service action is required.

Failing Item:

- DISKDRV
- STORIOA
- SASCABL
- SASEXP

5B1AFFFB

Explanation: SAS bus reset occurred.

Response: No action required. This reference code is logged for information only.

5B1AFFFC

Explanation: Soft device bus error.

Response: If this event appears in a serviceable event view, work with the failing item list found there. If this event does not appear in a serviceable event view, no service action is required.

Failing Item:

- SIP3250
- DISKDRV
- STORIOA

5B1AFFFD

Explanation: Soft device bus error.

Response: If this event appears in a serviceable event view, work with the failing item list found there. If this event does not appear in a serviceable event view, no service action is required.

Failing Item:

- SIP3250
- DISKDRV
- STORIOA

5B1AFFFE

Explanation: Temporary disk bus error.

Response: If this event appears in a serviceable event view, work with the failing item list found there. If this event does not appear in a serviceable event view, no service action is required.

Failing Item:

- SIP3150

(5B1B) Reference codes

5B1B102E

Explanation: Out of alternate sectors for disk storage.

Failing Item:

- DISKDRV
-

5B1B3002

Explanation: Addressed device failed to respond to selection.

Failing Item:

- DISKDRV
 - STORIOA
 - DEVBPLN
 - SASCABL
 - SASEXP
-

5B1B3010

Explanation: Disk device returned wrong response to IOA.

Failing Item:

- DISKDRV
 - STORIOA
 - SASCABL
 - SASEXP
-

5B1B3020

Explanation: Replacement device is not supported.

Failing Item:

- DISKDRV
 - STORIOA
 - SASCABL
-

5B1B3029

Explanation: A device replacement has occurred.

Response: No action required. This reference code is logged for information only.

5B1B3100

Explanation: Device bus interface error occurred.

Failing Item:

- DISKDRV
 - STORIOA
 - SASCABL
 - SASEXP
-

5B1B3109

Explanation: IOA timed out a disk command.

Failing Item:

- DISKDRV
 - STORIOA
 - SASCABL
 - SASEXP
-

5B1B310C

Explanation: Device bus error.

Failing Item:

- SIP3250
 - DISKDRV
 - STORIOA
-

5B1B310D

Explanation: Device bus error.

Failing Item:

- SIP3250
 - DISKDRV
 - STORIOA
-

5B1B3110

Explanation: Device bus interface error occurred.

Failing Item:

- DISKDRV
 - STORIOA
 - SASCABL
 - SASEXP
-

5B1B3130

Explanation: Device Licensed Internal Code.

Response: The device is not supported with the level of code currently on the system. Contact your next level of support.

Failing Item:

- SVCDOCS
-

5B1B34FF

Explanation: Format in progress.

Response: No action required. This reference code is logged for information only.

5B1B4041

Explanation: Incomplete multipath connection.

Response: Incomplete multipath connection between device backplane and device.

Failing Item:

- SIP3146
-

5B1B4060

Explanation: Multipath redundancy level reduced.

Response: A redundant disk unit connection has failed.

Failing Item:

- SIP3153
 - SASCABL
 - SASEXP
-

5B1B4061

Explanation: Multipath redundancy level increased.

Response: A redundant disk unit connection has been restored. No service action is required.

5B1B4100

Explanation: Device bus fabric error.

Failing Item:

- SIP3152
 - SASCABL
 - SASEXP
 - DEVBPLN
 - STORIOA
 - DISKDRV
-

5B1B7000

Explanation: Disk sector read error.

Response: No action required. This reference code is logged for information only.

5B1B7001

Explanation: Temporary disk data error.

Response: If this event appears in a serviceable event view, work with the failing item list found there. If this event does not appear in a serviceable event view, no service action is required.

Failing Item:

- DISKDRV
-

5B1B70DD

Explanation: System log entry only, no service action required.

5B1BFFF3

Explanation: Disk media format not valid.

Failing Item:

- DISKDRV
-

5B1BFFF4

Explanation: Disk device problem.

Failing Item:

- DISKDRV
 - STORIOA
-

5B1BFFF5

Explanation: Disk sector read error.

Response: If this event appears in a serviceable event view, work with the failing item list found there. If this event does not appear in a serviceable event view, no service action is required.

Failing Item:

- DISKDRV
-

5B1BFFF6

Explanation: Disk device detected recoverable error.

Response: If this event appears in a serviceable event view, work with the failing item list found there. If this event does not appear in a serviceable event view, no service action is required.

Failing Item:

- DISKDRV
-

5B1BFFF7

Explanation: Temporary disk data error.

Response: If this event appears in a serviceable event view, work with the failing item list found there. If this event does not appear in a serviceable event view, no service action is required.

Failing Item:

- DISKDRV
-

5B1BFFF9

Explanation: Temporary disk data error.

Response: If this event appears in a serviceable event view, work with the failing item list found there. If this

event does not appear in a serviceable event view, no service action is required.

Failing Item:

- DISKDRV

5B1BFFFA

Explanation: Temporary disk bus error.

Response: If this event appears in a serviceable event view, work with the failing item list found there. If this event does not appear in a serviceable event view, no service action is required.

Failing Item:

- DISKDRV
- STORIOA
- SASCABL
- SASEXP

5B1BFFFB

Explanation: SAS bus reset occurred.

Response: No action required. This reference code is logged for information only.

5B1BFFFC

Explanation: Soft device bus error.

Response: If this event appears in a serviceable event view, work with the failing item list found there. If this event does not appear in a serviceable event view, no service action is required.

Failing Item:

- SIP3250
- DISKDRV
- STORIOA

5B1BFFFD

Explanation: Soft device bus error.

Response: If this event appears in a serviceable event view, work with the failing item list found there. If this event does not appear in a serviceable event view, no service action is required.

Failing Item:

- SIP3250
- DISKDRV
- STORIOA

5B1BFFFE

Explanation: Temporary disk bus error.

Response: If this event appears in a serviceable event view, work with the failing item list found there. If this event does not appear in a serviceable event view, no service action is required.

Failing Item:

- SIP3150

(5B20) Reference codes

5B20102E

Explanation: Out of alternate sectors for disk storage.

Failing Item:

- DISKDRV
-

5B203002

Explanation: Addressed device failed to respond to selection.

Failing Item:

- DISKDRV
 - STORIOA
 - DEVBPLN
 - SASCABL
 - SASEXP
-

5B203010

Explanation: Disk device returned wrong response to IOA.

Failing Item:

- DISKDRV
 - STORIOA
 - SASCABL
 - SASEXP
-

5B203020

Explanation: Replacement device is not supported.

Failing Item:

- DISKDRV
 - STORIOA
 - SASCABL
-

5B203029

Explanation: A device replacement has occurred.

Response: No action required. This reference code is logged for information only.

5B203100

Explanation: Device bus interface error occurred.

Failing Item:

- DISKDRV
 - STORIOA
 - SASCABL
 - SASEXP
-

5B203109

Explanation: IOA timed out a disk command.

Failing Item:

- DISKDRV
 - STORIOA
 - SASCABL
 - SASEXP
-

5B20310C

Explanation: Device bus error.

Failing Item:

- SIP3250
 - DISKDRV
 - STORIOA
-

5B20310D

Explanation: Device bus error.

Failing Item:

- SIP3250
 - DISKDRV
 - STORIOA
-

5B203110

Explanation: Device bus interface error occurred.

Failing Item:

- DISKDRV
 - STORIOA
 - SASCABL
 - SASEXP
-

5B203130

Explanation: Device Licensed Internal Code.

Response: The device is not supported with the level of code currently on the system. Contact your next level of support.

Failing Item:

- SVCDOCS
-

5B2034FF

Explanation: Format in progress.

Response: No action required. This reference code is logged for information only.

5B204041

Explanation: Incomplete multipath connection.

Response: Incomplete multipath connection between device backplane and device.

Failing Item:

- SIP3146
-

5B204060

Explanation: Multipath redundancy level reduced.

Response: A redundant disk unit connection has failed.

Failing Item:

- SIP3153
 - SASCABL
 - SASEXP
-

5B204061

Explanation: Multipath redundancy level increased.

Response: A redundant disk unit connection has been restored. No service action is required.

5B204100

Explanation: Device bus fabric error.

Failing Item:

- SIP3152
 - SASCABL
 - SASEXP
 - DEVBPLN
 - STORIOA
 - DISKDRV
-

5B207000

Explanation: Disk sector read error.

Response: No action required. This reference code is logged for information only.

5B207001

Explanation: Temporary disk data error.

Response: If this event appears in a serviceable event view, work with the failing item list found there. If this event does not appear in a serviceable event view, no service action is required.

Failing Item:

- DISKDRV
-

5B2070DD

Explanation: System log entry only, no service action required.

5B20FFF3

Explanation: Disk media format not valid.

Failing Item:

- DISKDRV
-

5B20FFF4

Explanation: Read Intensive (RI) SSD status change or device problem.

Problem determination: The RI SSD may be reporting a status change in the number of write operations it supports. The device may have reached the limit for the number of write operations the device supports. Perform the steps in symbolic FRU RI_SSD to determine if this SRC is a status change or a drive failure.

Failing Item:

- RI_SSD
 - DISKDRV
 - STORIOA
-

5B20FFF5

Explanation: Disk sector read error.

Response: If this event appears in a serviceable event view, work with the failing item list found there. If this event does not appear in a serviceable event view, no service action is required.

Failing Item:

- DISKDRV
-

5B20FFF6

Explanation: Read Intensive (RI) SSD status change or device problem.

Response: If this event appears in a serviceable event view, work with the failing item list found there to determine the part number and location of the RI SSD. If this event does not appear in a serviceable event view, no service action is required.

Problem determination: The RI SSD may be reporting a status change in the number of write operations it supports. The device may be nearing the limit for the number of write operations the device supports. Perform the steps in symbolic FRU RI_SSD to determine if this SRC is a status change or a drive problem.

Failing Item:

- RI_SSD
-

5B20FFF7 • 5B213010

- DISKDRV

5B20FFF7

Explanation: Temporary disk data error.

Response: If this event appears in a serviceable event view, work with the failing item list found there. If this event does not appear in a serviceable event view, no service action is required.

Failing Item:

- DISKDRV

5B20FFF9

Explanation: Temporary disk data error.

Response: If this event appears in a serviceable event view, work with the failing item list found there. If this event does not appear in a serviceable event view, no service action is required.

Failing Item:

- DISKDRV

5B20FFFA

Explanation: Temporary disk bus error.

Response: If this event appears in a serviceable event view, work with the failing item list found there. If this event does not appear in a serviceable event view, no service action is required.

Failing Item:

- DISKDRV
- STORIOA
- SASCABL
- SASEXP

5B20FFFB

Explanation: SAS bus reset occurred.

(5B21) Reference codes

5B21102E

Explanation: Out of alternate sectors for disk storage.

Failing Item:

- DISKDRV

5B213002

Explanation: Addressed device failed to respond to selection.

Failing Item:

- DISKDRV
- STORIOA

Response: No action required. This reference code is logged for information only.

5B20FFFC

Explanation: Soft device bus error.

Response: If this event appears in a serviceable event view, work with the failing item list found there. If this event does not appear in a serviceable event view, no service action is required.

Failing Item:

- SIP3250
- DISKDRV
- STORIOA

5B20FFFD

Explanation: Soft device bus error.

Response: If this event appears in a serviceable event view, work with the failing item list found there. If this event does not appear in a serviceable event view, no service action is required.

Failing Item:

- SIP3250
- DISKDRV
- STORIOA

5B20FFFE

Explanation: Temporary disk bus error.

Response: If this event appears in a serviceable event view, work with the failing item list found there. If this event does not appear in a serviceable event view, no service action is required.

Failing Item:

- SIP3150

-
- DEVBPLN
 - SASCABL
 - SASEXP

5B213010

Explanation: Disk device returned wrong response to IOA.

Failing Item:

- DISKDRV
- STORIOA
- SASCABL
- SASEXP

5B213020

Explanation: Replacement device is not supported.

Failing Item:

- DISKDRV
 - STORIOA
 - SASCABL
-

5B213029

Explanation: A device replacement has occurred.

Response: No action required. This reference code is logged for information only.

5B213100

Explanation: Device bus interface error occurred.

Failing Item:

- DISKDRV
 - STORIOA
 - SASCABL
 - SASEXP
-

5B213109

Explanation: IOA timed out a disk command.

Failing Item:

- DISKDRV
 - STORIOA
 - SASCABL
 - SASEXP
-

5B21310C

Explanation: Device bus error.

Failing Item:

- SIP3250
 - DISKDRV
 - STORIOA
-

5B21310D

Explanation: Device bus error.

Failing Item:

- SIP3250
 - DISKDRV
 - STORIOA
-

5B213110

Explanation: Device bus interface error occurred.

Failing Item:

- DISKDRV
 - STORIOA
 - SASCABL
 - SASEXP
-

5B213130

Explanation: Device Licensed Internal Code.

Response: The device is not supported with the level of code currently on the system. Contact your next level of support.

Failing Item:

- SVCDOCS
-

5B2134FF

Explanation: Format in progress.

Response: No action required. This reference code is logged for information only.

5B214041

Explanation: Incomplete multipath connection.

Response: Incomplete multipath connection between device backplane and device.

Failing Item:

- SIP3146
-

5B214060

Explanation: Multipath redundancy level reduced.

Response: A redundant disk unit connection has failed.

Failing Item:

- SIP3153
 - SASCABL
 - SASEXP
-

5B214061

Explanation: Multipath redundancy level increased.

Response: A redundant disk unit connection has been restored. No service action is required.

5B214100

Explanation: Device bus fabric error.

Failing Item:

- SIP3152
- SASCABL
- SASEXP
- DEVBPLN
- STORIOA
- DISKDRV

5B217000

Explanation: Disk sector read error.

Response: No action required. This reference code is logged for information only.

5B217001

Explanation: Temporary disk data error.

Response: If this event appears in a serviceable event view, work with the failing item list found there. If this event does not appear in a serviceable event view, no service action is required.

Failing Item:

- DISKDRV

5B2170DD

Explanation: System log entry only, no service action required.

5B21FFF3

Explanation: Disk media format not valid.

Failing Item:

- DISKDRV

5B21FFF4

Explanation: Read Intensive (RI) SSD status change or device problem.

Problem determination: The RI SSD may be reporting a status change in the number of write operations it supports. The device may have reached the limit for the number of write operations the device supports. Perform the steps in symbolic FRU RI_SSD to determine if this SRC is a status change or a drive failure.

Failing Item:

- RI_SSD
- DISKDRV
- STORIOA

5B21FFF5

Explanation: Disk sector read error.

Response: If this event appears in a serviceable event view, work with the failing item list found there. If this event does not appear in a serviceable event view, no service action is required.

Failing Item:

- DISKDRV

5B21FFF6

Explanation: Read Intensive (RI) SSD status change or device problem.

Response: If this event appears in a serviceable event view, work with the failing item list found there to determine the part number and location of the RI SSD. If this event does not appear in a serviceable event view, no service action is required.

Problem determination: The RI SSD may be reporting a status change in the number of write operations it supports. The device may be nearing the limit for the number of write operations the device supports. Perform the steps in symbolic FRU RI_SSD to determine if this SRC is a status change or a drive problem.

Failing Item:

- RI_SSD
- DISKDRV

5B21FFF7

Explanation: Temporary disk data error.

Response: If this event appears in a serviceable event view, work with the failing item list found there. If this event does not appear in a serviceable event view, no service action is required.

Failing Item:

- DISKDRV

5B21FFF9

Explanation: Temporary disk data error.

Response: If this event appears in a serviceable event view, work with the failing item list found there. If this event does not appear in a serviceable event view, no service action is required.

Failing Item:

- DISKDRV
-

5B21FFFA

Explanation: Temporary disk bus error.

Response: If this event appears in a serviceable event view, work with the failing item list found there. If this event does not appear in a serviceable event view, no service action is required.

Failing Item:

- DISKDRV
- STORIOA
- SASCABL
- SASEXP

5B21FFFB

Explanation: SAS bus reset occurred.

Response: No action required. This reference code is logged for information only.

5B21FFFC

Explanation: Soft device bus error.

Response: If this event appears in a serviceable event view, work with the failing item list found there. If this event does not appear in a serviceable event view, no service action is required.

Failing Item:

(5B29) Reference codes

5B29102E

Explanation: Out of alternate sectors for disk storage.

Failing Item:

- DISKDRV

5B293002

Explanation: Addressed device failed to respond to selection.

Failing Item:

- DISKDRV
- STORIOA
- DEVBPLN
- SASCABL
- SASEXP

5B293010

Explanation: Disk device returned wrong response to IOA.

Failing Item:

- DISKDRV

- SIP3250
- DISKDRV
- STORIOA

5B21FFFD

Explanation: Soft device bus error.

Response: If this event appears in a serviceable event view, work with the failing item list found there. If this event does not appear in a serviceable event view, no service action is required.

Failing Item:

- SIP3250
- DISKDRV
- STORIOA

5B21FFFE

Explanation: Temporary disk bus error.

Response: If this event appears in a serviceable event view, work with the failing item list found there. If this event does not appear in a serviceable event view, no service action is required.

Failing Item:

- SIP3150

- STORIOA
- SASCABL
- SASEXP

5B293020

Explanation: Replacement device is not supported.

Failing Item:

- DISKDRV
- STORIOA
- SASCABL

5B293029

Explanation: A device replacement has occurred.

Response: No action required. This reference code is logged for information only.

5B293100

Explanation: Device bus interface error occurred.

Failing Item:

- DISKDRV

5B293109 • 5B297001

- STORIOA
- SASCABL
- SASEXP

5B293109

Explanation: IOA timed out a disk command.

Failing Item:

- DISKDRV
- STORIOA
- SASCABL
- SASEXP

5B29310C

Explanation: Device bus error.

Failing Item:

- SIP3250
- DISKDRV
- STORIOA

5B29310D

Explanation: Device bus error.

Failing Item:

- SIP3250
- DISKDRV
- STORIOA

5B293110

Explanation: Device bus interface error occurred.

Failing Item:

- DISKDRV
- STORIOA
- SASCABL
- SASEXP

5B293130

Explanation: Device Licensed Internal Code.

Response: The device is not supported with the level of code currently on the system. Contact your next level of support.

Failing Item:

- SVCDOCS

5B2934FF

Explanation: Format in progress.

Response: No action required. This reference code is logged for information only.

5B294041

Explanation: Incomplete multipath connection.

Response: Incomplete multipath connection between device backplane and device.

Failing Item:

- SIP3146

5B294060

Explanation: Multipath redundancy level reduced.

Response: A redundant disk unit connection has failed.

Failing Item:

- SIP3153
- SASCABL
- SASEXP

5B294061

Explanation: Multipath redundancy level increased.

Response: A redundant disk unit connection has been restored. No service action is required.

5B294100

Explanation: Device bus fabric error.

Failing Item:

- SIP3152
- SASCABL
- SASEXP
- DEVBPLN
- STORIOA
- DISKDRV

5B297000

Explanation: Disk sector read error.

Response: No action required. This reference code is logged for information only.

5B297001

Explanation: Temporary disk data error.

Response: If this event appears in a serviceable event view, work with the failing item list found there. If this event does not appear in a serviceable event view, no service action is required.

Failing Item:

- DISKDRV

5B2970DD

Explanation: System log entry only, no service action required.

5B29FFF3

Explanation: Disk media format not valid.

Failing Item:

- DISKDRV
-

5B29FFF4

Explanation: Read Intensive (RI) SSD status change or device problem.

Problem determination: The RI SSD may be reporting a status change in the number of write operations it supports. The device may have reached the limit for the number of write operations the device supports. Perform the steps in symbolic FRU RI_SSD to determine if this SRC is a status change or a drive failure.

Failing Item:

- RI_SSD
 - DISKDRV
 - STORIOA
-

5B29FFF5

Explanation: Disk sector read error.

Response: If this event appears in a serviceable event view, work with the failing item list found there. If this event does not appear in a serviceable event view, no service action is required.

Failing Item:

- DISKDRV
-

5B29FFF6

Explanation: Read Intensive (RI) SSD status change or device problem.

Response: If this event appears in a serviceable event view, work with the failing item list found there to determine the part number and location of the RI SSD. If this event does not appear in a serviceable event view, no service action is required.

Problem determination: The RI SSD may be reporting a status change in the number of write operations it supports. The device may be nearing the limit for the number of write operations the device supports. Perform the steps in symbolic FRU RI_SSD to determine if this SRC is a status change or a drive problem.

Failing Item:

- RI_SSD

- DISKDRV
-

5B29FFF7

Explanation: Temporary disk data error.

Response: If this event appears in a serviceable event view, work with the failing item list found there. If this event does not appear in a serviceable event view, no service action is required.

Failing Item:

- DISKDRV
-

5B29FFF9

Explanation: Temporary disk data error.

Response: If this event appears in a serviceable event view, work with the failing item list found there. If this event does not appear in a serviceable event view, no service action is required.

Failing Item:

- DISKDRV
-

5B29FFFA

Explanation: Temporary disk bus error.

Response: If this event appears in a serviceable event view, work with the failing item list found there. If this event does not appear in a serviceable event view, no service action is required.

Failing Item:

- DISKDRV
 - STORIOA
 - SASCABL
 - SASEXP
-

5B29FFFB

Explanation: SAS bus reset occurred.

Response: No action required. This reference code is logged for information only.

5B29FFFC

Explanation: Soft device bus error.

Response: If this event appears in a serviceable event view, work with the failing item list found there. If this event does not appear in a serviceable event view, no service action is required.

Failing Item:

- SIP3250
- DISKDRV
- STORIOA

5B29FFFD

Explanation: Soft device bus error.

Response: If this event appears in a serviceable event view, work with the failing item list found there. If this event does not appear in a serviceable event view, no service action is required.

Failing Item:

- SIP3250
- DISKDRV
- STORIOA

5B29FFFE

Explanation: Temporary disk bus error.

Response: If this event appears in a serviceable event view, work with the failing item list found there. If this event does not appear in a serviceable event view, no service action is required.

Failing Item:

- SIP3150

(5B2B) Reference codes

5B2B102E

Explanation: Out of alternate sectors for disk storage.

Failing Item:

- DISKDRV

5B2B3002

Explanation: Addressed device failed to respond to selection.

Failing Item:

- DISKDRV
- STORIOA
- DEVBPLN
- SASCABL
- SASEXP

5B2B3010

Explanation: Disk device returned wrong response to IOA.

Failing Item:

- DISKDRV
- STORIOA
- SASCABL
- SASEXP

5B2B3020

Explanation: Replacement device is not supported.

Failing Item:

- DISKDRV
- STORIOA
- SASCABL

5B2B3029

Explanation: A device replacement has occurred.

Response: No action required. This reference code is

logged for information only.

5B2B3100

Explanation: Device bus interface error occurred.

Failing Item:

- DISKDRV
- STORIOA
- SASCABL
- SASEXP

5B2B3109

Explanation: IOA timed out a disk command.

Failing Item:

- DISKDRV
- STORIOA
- SASCABL
- SASEXP

5B2B310C

Explanation: Device bus error.

Failing Item:

- SIP3250
- DISKDRV
- STORIOA

5B2B310D

Explanation: Device bus error.

Failing Item:

- SIP3250
- DISKDRV
- STORIOA

5B2B3110

Explanation: Device bus interface error occurred.

Failing Item:

- DISKDRV
- STORIOA
- SASCABL
- SASEXP

5B2B3130

Explanation: Device Licensed Internal Code.

Response: The device is not supported with the level of code currently on the system. Contact your next level of support.

Failing Item:

- SVCDOCS

5B2B34FF

Explanation: Format in progress.

Response: No action required. This reference code is logged for information only.

5B2B4041

Explanation: Incomplete multipath connection.

Response: Incomplete multipath connection between device backplane and device.

Failing Item:

- SIP3146

5B2B4060

Explanation: Multipath redundancy level reduced.

Response: A redundant disk unit connection has failed.

Failing Item:

- SIP3153
- SASCABL
- SASEXP

5B2B4061

Explanation: Multipath redundancy level increased.

Response: A redundant disk unit connection has been restored. No service action is required.

5B2B4100

Explanation: Device bus fabric error.

Failing Item:

- SIP3152
- SASCABL
- SASEXP

- DEVBPLN
- STORIOA
- DISKDRV

5B2B7000

Explanation: Disk sector read error.

Response: No action required. This reference code is logged for information only.

5B2B7001

Explanation: Temporary disk data error.

Response: If this event appears in a serviceable event view, work with the failing item list found there. If this event does not appear in a serviceable event view, no service action is required.

Failing Item:

- DISKDRV

5B2B70DD

Explanation: System log entry only, no service action required.

5B2BFFF3

Explanation: Disk media format not valid.

Failing Item:

- DISKDRV

5B2BFFF4

Explanation: Read Intensive (RI) SSD status change or device problem.

Problem determination: The RI SSD may be reporting a status change in the number of write operations it supports. The device may have reached the limit for the number of write operations the device supports. Perform the steps in symbolic FRU RI_SSD to determine if this SRC is a status change or a drive failure.

Failing Item:

- RI_SSD
- DISKDRV
- STORIOA

5B2BFFF5

Explanation: Disk sector read error.

Response: If this event appears in a serviceable event view, work with the failing item list found there. If this event does not appear in a serviceable event view, no service action is required.

5B2BFFF6 • 5B2BFFFE

Failing Item:

- DISKDRV

5B2BFFF6

Explanation: Read Intensive (RI) SSD status change or device problem.

Response: If this event appears in a serviceable event view, work with the failing item list found there to determine the part number and location of the RI SSD. If this event does not appear in a serviceable event view, no service action is required.

Problem determination: The RI SSD may be reporting a status change in the number of write operations it supports. The device may be nearing the limit for the number of write operations the device supports. Perform the steps in symbolic FRU RI_SSD to determine if this SRC is a status change or a drive problem.

Failing Item:

- RI_SSD
- DISKDRV

5B2BFFF7

Explanation: Temporary disk data error.

Response: If this event appears in a serviceable event view, work with the failing item list found there. If this event does not appear in a serviceable event view, no service action is required.

Failing Item:

- DISKDRV

5B2BFFF9

Explanation: Temporary disk data error.

Response: If this event appears in a serviceable event view, work with the failing item list found there. If this event does not appear in a serviceable event view, no service action is required.

Failing Item:

- DISKDRV

5B2BFFFA

Explanation: Temporary disk bus error.

Response: If this event appears in a serviceable event view, work with the failing item list found there. If this event does not appear in a serviceable event view, no service action is required.

Failing Item:

- DISKDRV
- STORIOA
- SASCABL

- SASEXP

5B2BFFFB

Explanation: SAS bus reset occurred.

Response: No action required. This reference code is logged for information only.

5B2BFFFC

Explanation: Soft device bus error.

Response: If this event appears in a serviceable event view, work with the failing item list found there. If this event does not appear in a serviceable event view, no service action is required.

Failing Item:

- SIP3250
- DISKDRV
- STORIOA

5B2BFFFD

Explanation: Soft device bus error.

Response: If this event appears in a serviceable event view, work with the failing item list found there. If this event does not appear in a serviceable event view, no service action is required.

Failing Item:

- SIP3250
- DISKDRV
- STORIOA

5B2BFFFE

Explanation: Temporary disk bus error.

Response: If this event appears in a serviceable event view, work with the failing item list found there. If this event does not appear in a serviceable event view, no service action is required.

Failing Item:

- SIP3150

(5B2C) Reference codes

5B2C102E

Explanation: Out of alternate sectors for disk storage.

Failing Item:

- DISKDRV

5B2C3002

Explanation: Addressed device failed to respond to selection.

Failing Item:

- DISKDRV
- STORIOA
- DEVBPLN
- SASCABL
- SASEXP

5B2C3010

Explanation: Disk device returned wrong response to IOA.

Failing Item:

- DISKDRV
- STORIOA
- SASCABL
- SASEXP

5B2C3020

Explanation: Replacement device is not supported.

Failing Item:

- DISKDRV
- STORIOA
- SASCABL

5B2C3029

Explanation: A device replacement has occurred.

Response: No action required. This reference code is logged for information only.

5B2C3100

Explanation: Device bus interface error occurred.

Failing Item:

- DISKDRV
- STORIOA
- SASCABL
- SASEXP

5B2C3109

Explanation: IOA timed out a disk command.

Failing Item:

- DISKDRV
- STORIOA
- SASCABL
- SASEXP

5B2C310C

Explanation: Device bus error.

Failing Item:

- SIP3250
- DISKDRV
- STORIOA

5B2C310D

Explanation: Device bus error.

Failing Item:

- SIP3250
- DISKDRV
- STORIOA

5B2C3110

Explanation: Device bus interface error occurred.

Failing Item:

- DISKDRV
- STORIOA
- SASCABL
- SASEXP

5B2C3130

Explanation: Device Licensed Internal Code.

Response: The device is not supported with the level of code currently on the system. Contact your next level of support.

Failing Item:

- SVCDOCS

5B2C34FF

Explanation: Format in progress.

Response: No action required. This reference code is logged for information only.

5B2C4041

Explanation: Incomplete multipath connection.

Response: Incomplete multipath connection between device backplane and device.

Failing Item:

- SIP3146
-

5B2C4060

Explanation: Multipath redundancy level reduced.

Response: A redundant disk unit connection has failed.

Failing Item:

- SIP3153
 - SASCABL
 - SASEXP
-

5B2C4061

Explanation: Multipath redundancy level increased.

Response: A redundant disk unit connection has been restored. No service action is required.

5B2C4100

Explanation: Device bus fabric error.

Failing Item:

- SIP3152
 - SASCABL
 - SASEXP
 - DEVBPLN
 - STORIOA
 - DISKDRV
-

5B2C7000

Explanation: Disk sector read error.

Response: No action required. This reference code is logged for information only.

5B2C7001

Explanation: Temporary disk data error.

Response: If this event appears in a serviceable event view, work with the failing item list found there. If this event does not appear in a serviceable event view, no service action is required.

Failing Item:

- DISKDRV
-

5B2C70DD

Explanation: System log entry only, no service action required.

5B2CFFF3

Explanation: Disk media format not valid.

Failing Item:

- DISKDRV
-

5B2CFFF4

Explanation: Read Intensive (RI) SSD status change or device problem.

Problem determination: The RI SSD may be reporting a status change in the number of write operations it supports. The device may have reached the limit for the number of write operations the device supports. Perform the steps in symbolic FRU RI_SSD to determine if this SRC is a status change or a drive failure.

Failing Item:

- RI_SSD
 - DISKDRV
 - STORIOA
-

5B2CFFF5

Explanation: Disk sector read error.

Response: If this event appears in a serviceable event view, work with the failing item list found there. If this event does not appear in a serviceable event view, no service action is required.

Failing Item:

- DISKDRV
-

5B2CFFF6

Explanation: Read Intensive (RI) SSD status change or device problem.

Response: If this event appears in a serviceable event view, work with the failing item list found there to determine the part number and location of the RI SSD. If this event does not appear in a serviceable event view, no service action is required.

Problem determination: The RI SSD may be reporting a status change in the number of write operations it supports. The device may be nearing the limit for the number of write operations the device supports. Perform the steps in symbolic FRU RI_SSD to determine if this SRC is a status change or a drive problem.

Failing Item:

- RI_SSD
-

- DISKDRV

5B2CFFF7

Explanation: Temporary disk data error.

Response: If this event appears in a serviceable event view, work with the failing item list found there. If this event does not appear in a serviceable event view, no service action is required.

Failing Item:

- DISKDRV

5B2CFFF9

Explanation: Temporary disk data error.

Response: If this event appears in a serviceable event view, work with the failing item list found there. If this event does not appear in a serviceable event view, no service action is required.

Failing Item:

- DISKDRV

5B2CFFFA

Explanation: Temporary disk bus error.

Response: If this event appears in a serviceable event view, work with the failing item list found there. If this event does not appear in a serviceable event view, no service action is required.

Failing Item:

- DISKDRV
- STORIOA
- SASCABL
- SASEXP

5B2CFFFB

Explanation: SAS bus reset occurred.

(5B2D) Reference codes**5B2D102E**

Explanation: Out of alternate sectors for disk storage.

Failing Item:

- DISKDRV

5B2D3002

Explanation: Addressed device failed to respond to selection.

Failing Item:

- DISKDRV
- STORIOA

Response: No action required. This reference code is logged for information only.

5B2CFFFC

Explanation: Soft device bus error.

Response: If this event appears in a serviceable event view, work with the failing item list found there. If this event does not appear in a serviceable event view, no service action is required.

Failing Item:

- SIP3250
- DISKDRV
- STORIOA

5B2CFFFD

Explanation: Soft device bus error.

Response: If this event appears in a serviceable event view, work with the failing item list found there. If this event does not appear in a serviceable event view, no service action is required.

Failing Item:

- SIP3250
- DISKDRV
- STORIOA

5B2CFFFE

Explanation: Temporary disk bus error.

Response: If this event appears in a serviceable event view, work with the failing item list found there. If this event does not appear in a serviceable event view, no service action is required.

Failing Item:

- SIP3150

- DEVBPLN
- SASCABL
- SASEXP

5B2D3010

Explanation: Disk device returned wrong response to IOA.

Failing Item:

- DISKDRV
- STORIOA
- SASCABL
- SASEXP

5B2D3020

Explanation: Replacement device is not supported.

Failing Item:

- DISKDRV
- STORIOA
- SASCABL

5B2D3029

Explanation: A device replacement has occurred.

Response: No action required. This reference code is logged for information only.

5B2D3100

Explanation: Device bus interface error occurred.

Failing Item:

- DISKDRV
- STORIOA
- SASCABL
- SASEXP

5B2D3109

Explanation: IOA timed out a disk command.

Failing Item:

- DISKDRV
- STORIOA
- SASCABL
- SASEXP

5B2D310C

Explanation: Device bus error.

Failing Item:

- SIP3250
- DISKDRV
- STORIOA

5B2D310D

Explanation: Device bus error.

Failing Item:

- SIP3250
- DISKDRV
- STORIOA

5B2D3110

Explanation: Device bus interface error occurred.

Failing Item:

- DISKDRV
- STORIOA
- SASCABL
- SASEXP

5B2D3130

Explanation: Device Licensed Internal Code.

Response: The device is not supported with the level of code currently on the system. Contact your next level of support.

Failing Item:

- SVCDOCS

5B2D34FF

Explanation: Format in progress.

Response: No action required. This reference code is logged for information only.

5B2D4041

Explanation: Incomplete multipath connection.

Response: Incomplete multipath connection between device backplane and device.

Failing Item:

- SIP3146

5B2D4060

Explanation: Multipath redundancy level reduced.

Response: A redundant disk unit connection has failed.

Failing Item:

- SIP3153
- SASCABL
- SASEXP

5B2D4061

Explanation: Multipath redundancy level increased.

Response: A redundant disk unit connection has been restored. No service action is required.

5B2D4100

Explanation: Device bus fabric error.

Failing Item:

- SIP3152
 - SASCABL
 - SASEXP
 - DEVBPLN
 - STORIOA
 - DISKDRV
-

5B2D7000

Explanation: Disk sector read error.

Response: No action required. This reference code is logged for information only.

5B2D7001

Explanation: Temporary disk data error.

Response: If this event appears in a serviceable event view, work with the failing item list found there. If this event does not appear in a serviceable event view, no service action is required.

Failing Item:

- DISKDRV
-

5B2D70DD

Explanation: System log entry only, no service action required.

5B2DFFF3

Explanation: Disk media format not valid.

Failing Item:

- DISKDRV
-

5B2DFFF4

Explanation: Read Intensive (RI) SSD status change or device problem.

Problem determination: The RI SSD may be reporting a status change in the number of write operations it supports. The device may have reached the limit for the number of write operations the device supports. Perform the steps in symbolic FRU RI_SSD to determine if this SRC is a status change or a drive failure.

Failing Item:

- RI_SSD
 - DISKDRV
 - STORIOA
-

5B2DFFF5

Explanation: Disk sector read error.

Response: If this event appears in a serviceable event view, work with the failing item list found there. If this event does not appear in a serviceable event view, no service action is required.

Failing Item:

- DISKDRV
-

5B2DFFF6

Explanation: Read Intensive (RI) SSD status change or device problem.

Response: If this event appears in a serviceable event view, work with the failing item list found there to determine the part number and location of the RI SSD. If this event does not appear in a serviceable event view, no service action is required.

Problem determination: The RI SSD may be reporting a status change in the number of write operations it supports. The device may be nearing the limit for the number of write operations the device supports. Perform the steps in symbolic FRU RI_SSD to determine if this SRC is a status change or a drive problem.

Failing Item:

- RI_SSD
 - DISKDRV
-

5B2DFFF7

Explanation: Temporary disk data error.

Response: If this event appears in a serviceable event view, work with the failing item list found there. If this event does not appear in a serviceable event view, no service action is required.

Failing Item:

- DISKDRV
-

5B2DFFF9

Explanation: Temporary disk data error.

Response: If this event appears in a serviceable event view, work with the failing item list found there. If this event does not appear in a serviceable event view, no service action is required.

Failing Item:

- DISKDRV
-

5B2DFFFA

Explanation: Temporary disk bus error.

Response: If this event appears in a serviceable event view, work with the failing item list found there. If this event does not appear in a serviceable event view, no service action is required.

Failing Item:

- DISKDRV
- STORIOA
- SASCABL
- SASEXP

5B2DFFFB

Explanation: SAS bus reset occurred.

Response: No action required. This reference code is logged for information only.

5B2DFFFC

Explanation: Soft device bus error.

Response: If this event appears in a serviceable event view, work with the failing item list found there. If this event does not appear in a serviceable event view, no service action is required.

Failing Item:

(5B30) Reference codes

5B30102E

Explanation: Out of alternate sectors for disk storage.

Failing Item:

- DISKDRV

5B303002

Explanation: Addressed device failed to respond to selection.

Failing Item:

- DISKDRV
- STORIOA
- DEVBPLN
- SASCABL
- SASEXP

5B303010

Explanation: Disk device returned wrong response to IOA.

Failing Item:

- DISKDRV

- SIP3250
- DISKDRV
- STORIOA

5B2DFFFD

Explanation: Soft device bus error.

Response: If this event appears in a serviceable event view, work with the failing item list found there. If this event does not appear in a serviceable event view, no service action is required.

Failing Item:

- SIP3250
- DISKDRV
- STORIOA

5B2DFFFE

Explanation: Temporary disk bus error.

Response: If this event appears in a serviceable event view, work with the failing item list found there. If this event does not appear in a serviceable event view, no service action is required.

Failing Item:

- SIP3150

-
- STORIOA
 - SASCABL
 - SASEXP

5B303020

Explanation: Replacement device is not supported.

Failing Item:

- DISKDRV
- STORIOA
- SASCABL

5B303029

Explanation: A device replacement has occurred.

Response: No action required. This reference code is logged for information only.

5B303100

Explanation: Device bus interface error occurred.

Failing Item:

- DISKDRV

- STORIOA
- SASCABL
- SASEXP

5B303109

Explanation: IOA timed out a disk command.

Failing Item:

- DISKDRV
- STORIOA
- SASCABL
- SASEXP

5B30310C

Explanation: Device bus error.

Failing Item:

- SIP3250
- DISKDRV
- STORIOA

5B30310D

Explanation: Device bus error.

Failing Item:

- SIP3250
- DISKDRV
- STORIOA

5B303110

Explanation: Device bus interface error occurred.

Failing Item:

- DISKDRV
- STORIOA
- SASCABL
- SASEXP

5B303130

Explanation: Device Licensed Internal Code.

Response: The device is not supported with the level of code currently on the system. Contact your next level of support.

Failing Item:

- SVCDOCS

5B3034FF

Explanation: Format in progress.

Response: No action required. This reference code is logged for information only.

5B304041

Explanation: Incomplete multipath connection.

Response: Incomplete multipath connection between device backplane and device.

Failing Item:

- SIP3146

5B304060

Explanation: Multipath redundancy level reduced.

Response: A redundant disk unit connection has failed.

Failing Item:

- SIP3153
- SASCABL
- SASEXP

5B304061

Explanation: Multipath redundancy level increased.

Response: A redundant disk unit connection has been restored. No service action is required.

5B304100

Explanation: Device bus fabric error.

Failing Item:

- SIP3152
- SASCABL
- SASEXP
- DEVBPLN
- STORIOA
- DISKDRV

5B307000

Explanation: Disk sector read error.

Response: No action required. This reference code is logged for information only.

5B307001

Explanation: Temporary disk data error.

Response: If this event appears in a serviceable event view, work with the failing item list found there. If this event does not appear in a serviceable event view, no service action is required.

Failing Item:

- DISKDRV

5B3070DD

Explanation: System log entry only, no service action required.

5B30FFF3

Explanation: Disk media format not valid.

Failing Item:

- DISKDRV

5B30FFF4

Explanation: Disk device problem.

Failing Item:

- DISKDRV
- STORIOA

5B30FFF5

Explanation: Disk sector read error.

Response: If this event appears in a serviceable event view, work with the failing item list found there. If this event does not appear in a serviceable event view, no service action is required.

Failing Item:

- DISKDRV

5B30FFF6

Explanation: Disk device detected recoverable error.

Response: If this event appears in a serviceable event view, work with the failing item list found there. If this event does not appear in a serviceable event view, no service action is required.

Failing Item:

- DISKDRV

5B30FFF7

Explanation: Temporary disk data error.

Response: If this event appears in a serviceable event view, work with the failing item list found there. If this event does not appear in a serviceable event view, no service action is required.

Failing Item:

- DISKDRV

5B30FFF9

Explanation: Temporary disk data error.

Response: If this event appears in a serviceable event view, work with the failing item list found there. If this

event does not appear in a serviceable event view, no service action is required.

Failing Item:

- DISKDRV

5B30FFFA

Explanation: Temporary disk bus error.

Response: If this event appears in a serviceable event view, work with the failing item list found there. If this event does not appear in a serviceable event view, no service action is required.

Failing Item:

- DISKDRV
- STORIOA
- SASCABL
- SASEXP

5B30FFFB

Explanation: SAS bus reset occurred.

Response: No action required. This reference code is logged for information only.

5B30FFFC

Explanation: Soft device bus error.

Response: If this event appears in a serviceable event view, work with the failing item list found there. If this event does not appear in a serviceable event view, no service action is required.

Failing Item:

- SIP3250
- DISKDRV
- STORIOA

5B30FFFD

Explanation: Soft device bus error.

Response: If this event appears in a serviceable event view, work with the failing item list found there. If this event does not appear in a serviceable event view, no service action is required.

Failing Item:

- SIP3250
 - DISKDRV
 - STORIOA
-

5B30FFFE

Explanation: Temporary disk bus error.

Response: If this event appears in a serviceable event view, work with the failing item list found there. If this

event does not appear in a serviceable event view, no service action is required.

Failing Item:

- SIP3150
-

(5B31) Reference codes

5B31102E

Explanation: Out of alternate sectors for disk storage.

Failing Item:

- DISKDRV
-

- DISKDRV
 - STORIOA
 - SASCABL
 - SASEXP
-

5B313002

Explanation: Addressed device failed to respond to selection.

Failing Item:

- DISKDRV
 - STORIOA
 - DEVBPLN
 - SASCABL
 - SASEXP
-

5B313109

Explanation: IOA timed out a disk command.

Failing Item:

- DISKDRV
 - STORIOA
 - SASCABL
 - SASEXP
-

5B313010

Explanation: Disk device returned wrong response to IOA.

Failing Item:

- DISKDRV
 - STORIOA
 - SASCABL
 - SASEXP
-

5B31310C

Explanation: Device bus error.

Failing Item:

- SIP3250
 - DISKDRV
 - STORIOA
-

5B31310D

Explanation: Device bus error.

Failing Item:

- SIP3250
 - DISKDRV
 - STORIOA
-

5B313020

Explanation: Replacement device is not supported.

Failing Item:

- DISKDRV
 - STORIOA
 - SASCABL
-

5B313110

Explanation: Device bus interface error occurred.

Failing Item:

- DISKDRV
 - STORIOA
 - SASCABL
 - SASEXP
-

5B313029

Explanation: A device replacement has occurred.

Response: No action required. This reference code is logged for information only.

5B313100

Explanation: Device bus interface error occurred.

Failing Item:

5B313130

Explanation: Device Licensed Internal Code.

Response: The device is not supported with the level of code currently on the system. Contact your next level of support.

Failing Item:

- SVCDOS

5B3134FF

Explanation: Format in progress.

Response: No action required. This reference code is logged for information only.

5B314041

Explanation: Incomplete multipath connection.

Response: Incomplete multipath connection between device backplane and device.

Failing Item:

- SIP3146

5B314060

Explanation: Multipath redundancy level reduced.

Response: A redundant disk unit connection has failed.

Failing Item:

- SIP3153
- SASCABL
- SASEXP

5B314061

Explanation: Multipath redundancy level increased.

Response: A redundant disk unit connection has been restored. No service action is required.

5B314100

Explanation: Device bus fabric error.

Failing Item:

- SIP3152
- SASCABL
- SASEXP
- DEVBPLN
- STORIOA
- DISKDRV

5B317000

Explanation: Disk sector read error.

Response: No action required. This reference code is logged for information only.

5B317001

Explanation: Temporary disk data error.

Response: If this event appears in a serviceable event view, work with the failing item list found there. If this event does not appear in a serviceable event view, no service action is required.

Failing Item:

- DISKDRV

5B3170DD

Explanation: System log entry only, no service action required.

5B31FFF3

Explanation: Disk media format not valid.

Failing Item:

- DISKDRV

5B31FFF4

Explanation: Disk device problem.

Failing Item:

- DISKDRV
- STORIOA

5B31FFF5

Explanation: Disk sector read error.

Response: If this event appears in a serviceable event view, work with the failing item list found there. If this event does not appear in a serviceable event view, no service action is required.

Failing Item:

- DISKDRV

5B31FFF6

Explanation: Disk device detected recoverable error.

Response: If this event appears in a serviceable event view, work with the failing item list found there. If this event does not appear in a serviceable event view, no service action is required.

Failing Item:

- DISKDRV

5B31FFF7

Explanation: Temporary disk data error.

Response: If this event appears in a serviceable event view, work with the failing item list found there. If this

event does not appear in a serviceable event view, no service action is required.

Failing Item:

- DISKDRV

5B31FFF9

Explanation: Temporary disk data error.

Response: If this event appears in a serviceable event view, work with the failing item list found there. If this event does not appear in a serviceable event view, no service action is required.

Failing Item:

- DISKDRV

5B31FFFA

Explanation: Temporary disk bus error.

Response: If this event appears in a serviceable event view, work with the failing item list found there. If this event does not appear in a serviceable event view, no service action is required.

Failing Item:

- DISKDRV
- STORIOA
- SASCABL
- SASEXP

5B31FFFB

Explanation: SAS bus reset occurred.

Response: No action required. This reference code is logged for information only.

5B31FFFC

(5B32) Reference codes

5B32102E

Explanation: Out of alternate sectors for disk storage.

Failing Item:

- DISKDRV

5B323002

Explanation: Addressed device failed to respond to selection.

Failing Item:

- DISKDRV
- STORIOA
- DEVBPLN
- SASCABL

Explanation: Soft device bus error.

Response: If this event appears in a serviceable event view, work with the failing item list found there. If this event does not appear in a serviceable event view, no service action is required.

Failing Item:

- SIP3250
- DISKDRV
- STORIOA

5B31FFFD

Explanation: Soft device bus error.

Response: If this event appears in a serviceable event view, work with the failing item list found there. If this event does not appear in a serviceable event view, no service action is required.

Failing Item:

- SIP3250
- DISKDRV
- STORIOA

5B31FFFE

Explanation: Temporary disk bus error.

Response: If this event appears in a serviceable event view, work with the failing item list found there. If this event does not appear in a serviceable event view, no service action is required.

Failing Item:

- SIP3150

- SASEXP

5B323010

Explanation: Disk device returned wrong response to IOA.

Failing Item:

- DISKDRV
- STORIOA
- SASCABL
- SASEXP

5B323020

Explanation: Replacement device is not supported.

5B323029 • 5B324100

Failing Item:

- DISKDRV
 - STORIOA
 - SASCABL
-

5B323029

Explanation: A device replacement has occurred.

Response: No action required. This reference code is logged for information only.

5B323100

Explanation: Device bus interface error occurred.

Failing Item:

- DISKDRV
 - STORIOA
 - SASCABL
 - SASEXP
-

5B323109

Explanation: IOA timed out a disk command.

Failing Item:

- DISKDRV
 - STORIOA
 - SASCABL
 - SASEXP
-

5B32310C

Explanation: Device bus error.

Failing Item:

- SIP3250
 - DISKDRV
 - STORIOA
-

5B32310D

Explanation: Device bus error.

Failing Item:

- SIP3250
 - DISKDRV
 - STORIOA
-

5B323110

Explanation: Device bus interface error occurred.

Failing Item:

- DISKDRV
 - STORIOA
 - SASCABL
-

- SASEXP
-

5B323130

Explanation: Device Licensed Internal Code.

Response: The device is not supported with the level of code currently on the system. Contact your next level of support.

Failing Item:

- SVCDOCS
-

5B3234FF

Explanation: Format in progress.

Response: No action required. This reference code is logged for information only.

5B324041

Explanation: Incomplete multipath connection.

Response: Incomplete multipath connection between device backplane and device.

Failing Item:

- SIP3146
-

5B324060

Explanation: Multipath redundancy level reduced.

Response: A redundant disk unit connection has failed.

Failing Item:

- SIP3153
 - SASCABL
 - SASEXP
-

5B324061

Explanation: Multipath redundancy level increased.

Response: A redundant disk unit connection has been restored. No service action is required.

5B324100

Explanation: Device bus fabric error.

Failing Item:

- SIP3152
 - SASCABL
 - SASEXP
 - DEVBPLN
 - STORIOA
 - DISKDRV
-

5B327000

Explanation: Disk sector read error.

Response: No action required. This reference code is logged for information only.

5B327001

Explanation: Temporary disk data error.

Response: If this event appears in a serviceable event view, work with the failing item list found there. If this event does not appear in a serviceable event view, no service action is required.

Failing Item:

- DISKDRV
-

5B3270DD

Explanation: System log entry only, no service action required.

5B32FFF3

Explanation: Disk media format not valid.

Failing Item:

- DISKDRV
-

5B32FFF4

Explanation: Disk device problem.

Failing Item:

- DISKDRV
 - STORIOA
-

5B32FFF5

Explanation: Disk sector read error.

Response: If this event appears in a serviceable event view, work with the failing item list found there. If this event does not appear in a serviceable event view, no service action is required.

Failing Item:

- DISKDRV
-

5B32FFF6

Explanation: Disk device detected recoverable error.

Response: If this event appears in a serviceable event view, work with the failing item list found there. If this event does not appear in a serviceable event view, no service action is required.

Failing Item:

- DISKDRV
-

5B32FFF7

Explanation: Temporary disk data error.

Response: If this event appears in a serviceable event view, work with the failing item list found there. If this event does not appear in a serviceable event view, no service action is required.

Failing Item:

- DISKDRV
-

5B32FFF9

Explanation: Temporary disk data error.

Response: If this event appears in a serviceable event view, work with the failing item list found there. If this event does not appear in a serviceable event view, no service action is required.

Failing Item:

- DISKDRV
-

5B32FFFA

Explanation: Temporary disk bus error.

Response: If this event appears in a serviceable event view, work with the failing item list found there. If this event does not appear in a serviceable event view, no service action is required.

Failing Item:

- DISKDRV
 - STORIOA
 - SASCABL
 - SASEXP
-

5B32FFFB

Explanation: SAS bus reset occurred.

Response: No action required. This reference code is logged for information only.

5B32FFFC

Explanation: Soft device bus error.

Response: If this event appears in a serviceable event view, work with the failing item list found there. If this event does not appear in a serviceable event view, no service action is required.

Failing Item:

- SIP3250
 - DISKDRV
 - STORIOA
-

5B32FFFD

Explanation: Soft device bus error.

Response: If this event appears in a serviceable event view, work with the failing item list found there. If this event does not appear in a serviceable event view, no service action is required.

Failing Item:

- SIP3250
- DISKDRV
- STORIOA

5B32FFFE

Explanation: Temporary disk bus error.

Response: If this event appears in a serviceable event view, work with the failing item list found there. If this event does not appear in a serviceable event view, no service action is required.

Failing Item:

- SIP3150

(5B33) Reference codes

5B33102E

Explanation: Out of alternate sectors for disk storage.

Failing Item:

- DISKDRV

5B333002

Explanation: Addressed device failed to respond to selection.

Failing Item:

- DISKDRV
- STORIOA
- DEVBPLN
- SASCABL
- SASEXP

5B333010

Explanation: Disk device returned wrong response to IOA.

Failing Item:

- DISKDRV
- STORIOA
- SASCABL
- SASEXP

5B333020

Explanation: Replacement device is not supported.

Failing Item:

- DISKDRV
- STORIOA
- SASCABL

5B333029

Explanation: A device replacement has occurred.

Response: No action required. This reference code is

logged for information only.

5B333100

Explanation: Device bus interface error occurred.

Failing Item:

- DISKDRV
- STORIOA
- SASCABL
- SASEXP

5B333109

Explanation: IOA timed out a disk command.

Failing Item:

- DISKDRV
- STORIOA
- SASCABL
- SASEXP

5B33310C

Explanation: Device bus error.

Failing Item:

- SIP3250
- DISKDRV
- STORIOA

5B33310D

Explanation: Device bus error.

Failing Item:

- SIP3250
- DISKDRV
- STORIOA

5B333110

Explanation: Device bus interface error occurred.

Failing Item:

- DISKDRV
- STORIOA
- SASCABL
- SASEXP

5B333130

Explanation: Device Licensed Internal Code.

Response: The device is not supported with the level of code currently on the system. Contact your next level of support.

Failing Item:

- SVCDOCS

5B3334FF

Explanation: Format in progress.

Response: No action required. This reference code is logged for information only.

5B334041

Explanation: Incomplete multipath connection.

Response: Incomplete multipath connection between device backplane and device.

Failing Item:

- SIP3146

5B334060

Explanation: Multipath redundancy level reduced.

Response: A redundant disk unit connection has failed.

Failing Item:

- SIP3153
- SASCABL
- SASEXP

5B334061

Explanation: Multipath redundancy level increased.

Response: A redundant disk unit connection has been restored. No service action is required.

5B334100

Explanation: Device bus fabric error.

Failing Item:

- SIP3152
- SASCABL
- SASEXP

- DEVBPLN
- STORIOA
- DISKDRV

5B337000

Explanation: Disk sector read error.

Response: No action required. This reference code is logged for information only.

5B337001

Explanation: Temporary disk data error.

Response: If this event appears in a serviceable event view, work with the failing item list found there. If this event does not appear in a serviceable event view, no service action is required.

Failing Item:

- DISKDRV

5B3370DD

Explanation: System log entry only, no service action required.

5B33FFF3

Explanation: Disk media format not valid.

Failing Item:

- DISKDRV

5B33FFF4

Explanation: Disk device problem.

Failing Item:

- DISKDRV
- STORIOA

5B33FFF5

Explanation: Disk sector read error.

Response: If this event appears in a serviceable event view, work with the failing item list found there. If this event does not appear in a serviceable event view, no service action is required.

Failing Item:

- DISKDRV

5B33FFF6

Explanation: Disk device detected recoverable error.

Response: If this event appears in a serviceable event view, work with the failing item list found there. If this

5B33FFF7 • 5B343010

event does not appear in a serviceable event view, no service action is required.

Failing Item:

- DISKDRV

5B33FFF7

Explanation: Temporary disk data error.

Response: If this event appears in a serviceable event view, work with the failing item list found there. If this event does not appear in a serviceable event view, no service action is required.

Failing Item:

- DISKDRV

5B33FFF9

Explanation: Temporary disk data error.

Response: If this event appears in a serviceable event view, work with the failing item list found there. If this event does not appear in a serviceable event view, no service action is required.

Failing Item:

- DISKDRV

5B33FFFA

Explanation: Temporary disk bus error.

Response: If this event appears in a serviceable event view, work with the failing item list found there. If this event does not appear in a serviceable event view, no service action is required.

Failing Item:

- DISKDRV
- STORIOA
- SASCABL
- SASEXP

5B33FFFB

(5B34) Reference codes

5B34102E

Explanation: Out of alternate sectors for disk storage.

Failing Item:

- DISKDRV

5B343002

Explanation: Addressed device failed to respond to selection.

Failing Item:

Explanation: SAS bus reset occurred.

Response: No action required. This reference code is logged for information only.

5B33FFFC

Explanation: Soft device bus error.

Response: If this event appears in a serviceable event view, work with the failing item list found there. If this event does not appear in a serviceable event view, no service action is required.

Failing Item:

- SIP3250
- DISKDRV
- STORIOA

5B33FFFD

Explanation: Soft device bus error.

Response: If this event appears in a serviceable event view, work with the failing item list found there. If this event does not appear in a serviceable event view, no service action is required.

Failing Item:

- SIP3250
- DISKDRV
- STORIOA

5B33FFFE

Explanation: Temporary disk bus error.

Response: If this event appears in a serviceable event view, work with the failing item list found there. If this event does not appear in a serviceable event view, no service action is required.

Failing Item:

- SIP3150

-
- DISKDRV
 - STORIOA
 - DEVBPLN
 - SASCABL
 - SASEXP

5B343010

Explanation: Disk device returned wrong response to IOA.

Failing Item:

- DISKDRV
- STORIOA
- SASCABL
- SASEXP

5B343020**Explanation:** Replacement device is not supported.**Failing Item:**

- DISKDRV
- STORIOA
- SASCABL

5B343029**Explanation:** A device replacement has occurred.**Response:** No action required. This reference code is logged for information only.

5B343100**Explanation:** Device bus interface error occurred.**Failing Item:**

- DISKDRV
- STORIOA
- SASCABL
- SASEXP

5B343109**Explanation:** IOA timed out a disk command.**Failing Item:**

- DISKDRV
- STORIOA
- SASCABL
- SASEXP

5B34310C**Explanation:** Device bus error.**Failing Item:**

- SIP3250
- DISKDRV
- STORIOA

5B34310D**Explanation:** Device bus error.**Failing Item:**

- SIP3250
- DISKDRV
- STORIOA

5B343110**Explanation:** Device bus interface error occurred.**Failing Item:**

- DISKDRV
- STORIOA
- SASCABL
- SASEXP

5B343130**Explanation:** Device Licensed Internal Code.**Response:** The device is not supported with the level of code currently on the system. Contact your next level of support.**Failing Item:**

- SVCDOCS

5B3434FF**Explanation:** Format in progress.**Response:** No action required. This reference code is logged for information only.

5B344041**Explanation:** Incomplete multipath connection.**Response:** Incomplete multipath connection between device backplane and device.**Failing Item:**

- SIP3146

5B344060**Explanation:** Multipath redundancy level reduced.**Response:** A redundant disk unit connection has failed.**Failing Item:**

- SIP3153
- SASCABL
- SASEXP

5B344061**Explanation:** Multipath redundancy level increased.**Response:** A redundant disk unit connection has been restored. No service action is required.

5B344100

Explanation: Device bus fabric error.

Failing Item:

- SIP3152
- SASCABL
- SASEXP
- DEVBPLN
- STORIOA
- DISKDRV

5B347000

Explanation: Disk sector read error.

Response: No action required. This reference code is logged for information only.

5B347001

Explanation: Temporary disk data error.

Response: If this event appears in a serviceable event view, work with the failing item list found there. If this event does not appear in a serviceable event view, no service action is required.

Failing Item:

- DISKDRV

5B3470DD

Explanation: System log entry only, no service action required.

5B34FFF3

Explanation: Disk media format not valid.

Failing Item:

- DISKDRV

5B34FFF4

Explanation: Disk device problem.

Failing Item:

- DISKDRV
- STORIOA

5B34FFF5

Explanation: Disk sector read error.

Response: If this event appears in a serviceable event view, work with the failing item list found there. If this event does not appear in a serviceable event view, no service action is required.

Failing Item:

- DISKDRV

5B34FFF6

Explanation: Disk device detected recoverable error.

Response: If this event appears in a serviceable event view, work with the failing item list found there. If this event does not appear in a serviceable event view, no service action is required.

Failing Item:

- DISKDRV

5B34FFF7

Explanation: Temporary disk data error.

Response: If this event appears in a serviceable event view, work with the failing item list found there. If this event does not appear in a serviceable event view, no service action is required.

Failing Item:

- DISKDRV

5B34FFF9

Explanation: Temporary disk data error.

Response: If this event appears in a serviceable event view, work with the failing item list found there. If this event does not appear in a serviceable event view, no service action is required.

Failing Item:

- DISKDRV

5B34FFFA

Explanation: Temporary disk bus error.

Response: If this event appears in a serviceable event view, work with the failing item list found there. If this event does not appear in a serviceable event view, no service action is required.

Failing Item:

- DISKDRV
- STORIOA
- SASCABL
- SASEXP

5B34FFFB

Explanation: SAS bus reset occurred.

Response: No action required. This reference code is logged for information only.

5B34FFFC

Explanation: Soft device bus error.

Response: If this event appears in a serviceable event view, work with the failing item list found there. If this event does not appear in a serviceable event view, no service action is required.

Failing Item:

- SIP3250
 - DISKDRV
 - STORIOA
-

5B34FFFD

Explanation: Soft device bus error.

Response: If this event appears in a serviceable event view, work with the failing item list found there. If this

(5B41) Reference codes

5B41102E

Explanation: Out of alternate sectors for disk storage.

Failing Item:

- DISKDRV
-

5B413002

Explanation: Addressed device failed to respond to selection.

Failing Item:

- DISKDRV
 - STORIOA
 - DEVBPLN
 - SASCABL
 - SASEXP
-

5B413010

Explanation: Disk device returned wrong response to IOA.

Failing Item:

- DISKDRV
 - STORIOA
 - SASCABL
 - SASEXP
-

5B413020

Explanation: Replacement device is not supported.

Failing Item:

- DISKDRV
 - STORIOA
-

event does not appear in a serviceable event view, no service action is required.

Failing Item:

- SIP3250
 - DISKDRV
 - STORIOA
-

5B34FFFE

Explanation: Temporary disk bus error.

Response: If this event appears in a serviceable event view, work with the failing item list found there. If this event does not appear in a serviceable event view, no service action is required.

Failing Item:

- SIP3150
-

- SASCABL
-

5B413029

Explanation: A device replacement has occurred.

Response: No action required. This reference code is logged for information only.

5B413100

Explanation: Device bus interface error occurred.

Failing Item:

- DISKDRV
 - STORIOA
 - SASCABL
 - SASEXP
-

5B413109

Explanation: IOA timed out a disk command.

Failing Item:

- DISKDRV
 - STORIOA
 - SASCABL
 - SASEXP
-

5B41310C

Explanation: Device bus error.

Failing Item:

- SIP3250
 - DISKDRV
 - STORIOA
-

5B41310D

Explanation: Device bus error.

Failing Item:

- SIP3250
- DISKDRV
- STORIOA

5B413110

Explanation: Device bus interface error occurred.

Failing Item:

- DISKDRV
- STORIOA
- SASCABL
- SASEXP

5B413130

Explanation: Device Licensed Internal Code.

Response: The device is not supported with the level of code currently on the system. Contact your next level of support.

Failing Item:

- SVCDOCS

5B4134FF

Explanation: Format in progress.

Response: No action required. This reference code is logged for information only.

5B414041

Explanation: Incomplete multipath connection.

Response: Incomplete multipath connection between device backplane and device.

Failing Item:

- SIP3146

5B414060

Explanation: Multipath redundancy level reduced.

Response: A redundant disk unit connection has failed.

Failing Item:

- SIP3153
- SASCABL
- SASEXP

5B414061

Explanation: Multipath redundancy level increased.

Response: A redundant disk unit connection has been restored. No service action is required.

5B414100

Explanation: Device bus fabric error.

Failing Item:

- SIP3152
- SASCABL
- SASEXP
- DEVBPLN
- STORIOA
- DISKDRV

5B417000

Explanation: Disk sector read error.

Response: No action required. This reference code is logged for information only.

5B417001

Explanation: Temporary disk data error.

Response: If this event appears in a serviceable event view, work with the failing item list found there. If this event does not appear in a serviceable event view, no service action is required.

Failing Item:

- DISKDRV

5B4170DD

Explanation: System log entry only, no service action required.

5B41FFF3

Explanation: Disk media format not valid.

Failing Item:

- DISKDRV

5B41FFF4

Explanation: Disk device problem.

Failing Item:

- DISKDRV
 - STORIOA
-

5B41FFF5

Explanation: Disk sector read error.

Response: If this event appears in a serviceable event view, work with the failing item list found there. If this event does not appear in a serviceable event view, no service action is required.

Failing Item:

- DISKDRV
-

5B41FFF6

Explanation: Disk device detected recoverable error.

Response: If this event appears in a serviceable event view, work with the failing item list found there. If this event does not appear in a serviceable event view, no service action is required.

Failing Item:

- DISKDRV
-

5B41FFF7

Explanation: Temporary disk data error.

Response: If this event appears in a serviceable event view, work with the failing item list found there. If this event does not appear in a serviceable event view, no service action is required.

Failing Item:

- DISKDRV
-

5B41FFF9

Explanation: Temporary disk data error.

Response: If this event appears in a serviceable event view, work with the failing item list found there. If this event does not appear in a serviceable event view, no service action is required.

Failing Item:

- DISKDRV
-

5B41FFFA

Explanation: Temporary disk bus error.

Response: If this event appears in a serviceable event view, work with the failing item list found there. If this event does not appear in a serviceable event view, no service action is required.

(5B43) Reference codes

5B43102E

Explanation: Out of alternate sectors for disk storage.

Failing Item:

Failing Item:

- DISKDRV
 - STORIOA
 - SASCABL
 - SASEXP
-

5B41FFFB

Explanation: SAS bus reset occurred.

Response: No action required. This reference code is logged for information only.

5B41FFFC

Explanation: Soft device bus error.

Response: If this event appears in a serviceable event view, work with the failing item list found there. If this event does not appear in a serviceable event view, no service action is required.

Failing Item:

- SIP3250
 - DISKDRV
 - STORIOA
-

5B41FFFD

Explanation: Soft device bus error.

Response: If this event appears in a serviceable event view, work with the failing item list found there. If this event does not appear in a serviceable event view, no service action is required.

Failing Item:

- SIP3250
 - DISKDRV
 - STORIOA
-

5B41FFFE

Explanation: Temporary disk bus error.

Response: If this event appears in a serviceable event view, work with the failing item list found there. If this event does not appear in a serviceable event view, no service action is required.

Failing Item:

- SIP3150
-

- DISKDRV
-

5B433002

5B433010 • 5B434041

Explanation: Addressed device failed to respond to selection.

Failing Item:

- DISKDRV
- STORIOA
- DEVBPLN
- SASCABL
- SASEXP

5B433010

Explanation: Disk device returned wrong response to IOA.

Failing Item:

- DISKDRV
- STORIOA
- SASCABL
- SASEXP

5B433020

Explanation: Replacement device is not supported.

Failing Item:

- DISKDRV
- STORIOA
- SASCABL

5B433029

Explanation: A device replacement has occurred.

Response: No action required. This reference code is logged for information only.

5B433100

Explanation: Device bus interface error occurred.

Failing Item:

- DISKDRV
- STORIOA
- SASCABL
- SASEXP

5B433109

Explanation: IOA timed out a disk command.

Failing Item:

- DISKDRV
- STORIOA
- SASCABL
- SASEXP

5B43310C

Explanation: Device bus error.

Failing Item:

- SIP3250
- DISKDRV
- STORIOA

5B43310D

Explanation: Device bus error.

Failing Item:

- SIP3250
- DISKDRV
- STORIOA

5B433110

Explanation: Device bus interface error occurred.

Failing Item:

- DISKDRV
- STORIOA
- SASCABL
- SASEXP

5B433130

Explanation: Device Licensed Internal Code.

Response: The device is not supported with the level of code currently on the system. Contact your next level of support.

Failing Item:

- SVCDOCS

5B4334FF

Explanation: Format in progress.

Response: No action required. This reference code is logged for information only.

5B434041

Explanation: Incomplete multipath connection.

Response: Incomplete multipath connection between device backplane and device.

Failing Item:

- SIP3146

5B434060

Explanation: Multipath redundancy level reduced.

Response: A redundant disk unit connection has failed.

Failing Item:

- SIP3153
 - SASCABL
 - SASEXP
-

5B434061

Explanation: Multipath redundancy level increased.

Response: A redundant disk unit connection has been restored. No service action is required.

5B434100

Explanation: Device bus fabric error.

Failing Item:

- SIP3152
 - SASCABL
 - SASEXP
 - DEVBPLN
 - STORIOA
 - DISKDRV
-

5B437000

Explanation: Disk sector read error.

Response: No action required. This reference code is logged for information only.

5B437001

Explanation: Temporary disk data error.

Response: If this event appears in a serviceable event view, work with the failing item list found there. If this event does not appear in a serviceable event view, no service action is required.

Failing Item:

- DISKDRV
-

5B4370DD

Explanation: System log entry only, no service action required.

5B43FFF3

Explanation: Disk media format not valid.

Failing Item:

- DISKDRV
-

5B43FFF4

Explanation: Disk device problem.

Failing Item:

- DISKDRV
 - STORIOA
-

5B43FFF5

Explanation: Disk sector read error.

Response: If this event appears in a serviceable event view, work with the failing item list found there. If this event does not appear in a serviceable event view, no service action is required.

Failing Item:

- DISKDRV
-

5B43FFF6

Explanation: Disk device detected recoverable error.

Response: If this event appears in a serviceable event view, work with the failing item list found there. If this event does not appear in a serviceable event view, no service action is required.

Failing Item:

- DISKDRV
-

5B43FFF7

Explanation: Temporary disk data error.

Response: If this event appears in a serviceable event view, work with the failing item list found there. If this event does not appear in a serviceable event view, no service action is required.

Failing Item:

- DISKDRV
-

5B43FFF9

Explanation: Temporary disk data error.

Response: If this event appears in a serviceable event view, work with the failing item list found there. If this event does not appear in a serviceable event view, no service action is required.

Failing Item:

- DISKDRV
-

5B43FFFA

Explanation: Temporary disk bus error.

Response: If this event appears in a serviceable event view, work with the failing item list found there. If this event does not appear in a serviceable event view, no service action is required.

Failing Item:

- DISKDRV
- STORIOA
- SASCABL
- SASEXP

5B43FFFB

Explanation: SAS bus reset occurred.

Response: No action required. This reference code is logged for information only.

5B43FFFC

Explanation: Soft device bus error.

Response: If this event appears in a serviceable event view, work with the failing item list found there. If this event does not appear in a serviceable event view, no service action is required.

Failing Item:

- SIP3250
- DISKDRV
- STORIOA

(5B45) Reference codes

5B45102E

Explanation: Out of alternate sectors for disk storage.

Failing Item:

- DISKDRV

5B453002

Explanation: Addressed device failed to respond to selection.

Failing Item:

- DISKDRV
- STORIOA
- DEVBPLN
- SASCABL
- SASEXP

5B453010

Explanation: Disk device returned wrong response to IOA.

Failing Item:

- DISKDRV
- STORIOA
- SASCABL
- SASEXP

5B43FFFD

Explanation: Soft device bus error.

Response: If this event appears in a serviceable event view, work with the failing item list found there. If this event does not appear in a serviceable event view, no service action is required.

Failing Item:

- SIP3250
- DISKDRV
- STORIOA

5B43FFFE

Explanation: Temporary disk bus error.

Response: If this event appears in a serviceable event view, work with the failing item list found there. If this event does not appear in a serviceable event view, no service action is required.

Failing Item:

- SIP3150

5B453020

Explanation: Replacement device is not supported.

Failing Item:

- DISKDRV
- STORIOA
- SASCABL

5B453029

Explanation: A device replacement has occurred.

Response: No action required. This reference code is logged for information only.

5B453100

Explanation: Device bus interface error occurred.

Failing Item:

- DISKDRV
- STORIOA
- SASCABL
- SASEXP

5B453109

Explanation: IOA timed out a disk command.

Failing Item:

- DISKDRV
- STORIOA
- SASCABL
- SASEXP

5B45310C**Explanation:** Device bus error.**Failing Item:**

- SIP3250
- DISKDRV
- STORIOA

5B45310D**Explanation:** Device bus error.**Failing Item:**

- SIP3250
- DISKDRV
- STORIOA

5B453110**Explanation:** Device bus interface error occurred.**Failing Item:**

- DISKDRV
- STORIOA
- SASCABL
- SASEXP

5B453130**Explanation:** Device Licensed Internal Code.**Response:** The device is not supported with the level of code currently on the system. Contact your next level of support.**Failing Item:**

- SVCDOCS

5B4534FF**Explanation:** Format in progress.**Response:** No action required. This reference code is logged for information only.

5B454041**Explanation:** Incomplete multipath connection.**Response:** Incomplete multipath connection between device backplane and device.**Failing Item:**

- SIP3146

5B454060**Explanation:** Multipath redundancy level reduced.**Response:** A redundant disk unit connection has failed.**Failing Item:**

- SIP3153
- SASCABL
- SASEXP

5B454061**Explanation:** Multipath redundancy level increased.**Response:** A redundant disk unit connection has been restored. No service action is required.

5B454100**Explanation:** Device bus fabric error.**Failing Item:**

- SIP3152
- SASCABL
- SASEXP
- DEVBPLN
- STORIOA
- DISKDRV

5B457000**Explanation:** Disk sector read error.**Response:** No action required. This reference code is logged for information only.

5B457001**Explanation:** Temporary disk data error.**Response:** If this event appears in a serviceable event view, work with the failing item list found there. If this event does not appear in a serviceable event view, no service action is required.**Failing Item:**

- DISKDRV

5B4570DD**Explanation:** System log entry only, no service action required.

5B45FFF3**Explanation:** Disk media format not valid.**Failing Item:**

- DISKDRV

5B45FFF4 • 5B45FFFE

5B45FFF4

Explanation: Disk device problem.

Failing Item:

- DISKDRV
- STORIOA

5B45FFF5

Explanation: Disk sector read error.

Response: If this event appears in a serviceable event view, work with the failing item list found there. If this event does not appear in a serviceable event view, no service action is required.

Failing Item:

- DISKDRV

5B45FFF6

Explanation: Disk device detected recoverable error.

Response: If this event appears in a serviceable event view, work with the failing item list found there. If this event does not appear in a serviceable event view, no service action is required.

Failing Item:

- DISKDRV

5B45FFF7

Explanation: Temporary disk data error.

Response: If this event appears in a serviceable event view, work with the failing item list found there. If this event does not appear in a serviceable event view, no service action is required.

Failing Item:

- DISKDRV

5B45FFF9

Explanation: Temporary disk data error.

Response: If this event appears in a serviceable event view, work with the failing item list found there. If this event does not appear in a serviceable event view, no service action is required.

Failing Item:

- DISKDRV

5B45FFFA

Explanation: Temporary disk bus error.

Response: If this event appears in a serviceable event view, work with the failing item list found there. If this event does not appear in a serviceable event view, no service action is required.

Failing Item:

- DISKDRV
- STORIOA
- SASCABL
- SASEXP

5B45FFFB

Explanation: SAS bus reset occurred.

Response: No action required. This reference code is logged for information only.

5B45FFFC

Explanation: Soft device bus error.

Response: If this event appears in a serviceable event view, work with the failing item list found there. If this event does not appear in a serviceable event view, no service action is required.

Failing Item:

- SIP3250
- DISKDRV
- STORIOA

5B45FFFD

Explanation: Soft device bus error.

Response: If this event appears in a serviceable event view, work with the failing item list found there. If this event does not appear in a serviceable event view, no service action is required.

Failing Item:

- SIP3250
- DISKDRV
- STORIOA

5B45FFFE

Explanation: Temporary disk bus error.

Response: If this event appears in a serviceable event view, work with the failing item list found there. If this event does not appear in a serviceable event view, no service action is required.

Failing Item:

- SIP3150

(5B47) Reference codes

5B47102E

Explanation: Out of alternate sectors for disk storage.

Failing Item:

- DISKDRV
-

5B473002

Explanation: Addressed device failed to respond to selection.

Failing Item:

- DISKDRV
 - STORIOA
 - DEVBPLN
 - SASCABL
 - SASEXP
-

5B473010

Explanation: Disk device returned wrong response to IOA.

Failing Item:

- DISKDRV
 - STORIOA
 - SASCABL
 - SASEXP
-

5B473020

Explanation: Replacement device is not supported.

Failing Item:

- DISKDRV
 - STORIOA
 - SASCABL
-

5B473029

Explanation: A device replacement has occurred.

Response: No action required. This reference code is logged for information only.

5B473100

Explanation: Device bus interface error occurred.

Failing Item:

- DISKDRV
 - STORIOA
 - SASCABL
 - SASEXP
-

5B473109

Explanation: IOA timed out a disk command.

Failing Item:

- DISKDRV
 - STORIOA
 - SASCABL
 - SASEXP
-

5B47310C

Explanation: Device bus error.

Failing Item:

- SIP3250
 - DISKDRV
 - STORIOA
-

5B47310D

Explanation: Device bus error.

Failing Item:

- SIP3250
 - DISKDRV
 - STORIOA
-

5B473110

Explanation: Device bus interface error occurred.

Failing Item:

- DISKDRV
 - STORIOA
 - SASCABL
 - SASEXP
-

5B473130

Explanation: Device Licensed Internal Code.

Response: The device is not supported with the level of code currently on the system. Contact your next level of support.

Failing Item:

- SVCDOCS
-

5B4734FF

Explanation: Format in progress.

Response: No action required. This reference code is logged for information only.

5B474041

Explanation: Incomplete multipath connection.

Response: Incomplete multipath connection between device backplane and device.

Failing Item:

- SIP3146
-

5B474060

Explanation: Multipath redundancy level reduced.

Response: A redundant disk unit connection has failed.

Failing Item:

- SIP3153
 - SASCABL
 - SASEXP
-

5B474061

Explanation: Multipath redundancy level increased.

Response: A redundant disk unit connection has been restored. No service action is required.

5B474100

Explanation: Device bus fabric error.

Failing Item:

- SIP3152
 - SASCABL
 - SASEXP
 - DEVBPLN
 - STORIOA
 - DISKDRV
-

5B477000

Explanation: Disk sector read error.

Response: No action required. This reference code is logged for information only.

5B477001

Explanation: Temporary disk data error.

Response: If this event appears in a serviceable event view, work with the failing item list found there. If this event does not appear in a serviceable event view, no service action is required.

Failing Item:

- DISKDRV
-

5B4770DD

Explanation: System log entry only, no service action required.

5B47FFF3

Explanation: Disk media format not valid.

Failing Item:

- DISKDRV
-

5B47FFF4

Explanation: Disk device problem.

Failing Item:

- DISKDRV
 - STORIOA
-

5B47FFF5

Explanation: Disk sector read error.

Response: If this event appears in a serviceable event view, work with the failing item list found there. If this event does not appear in a serviceable event view, no service action is required.

Failing Item:

- DISKDRV
-

5B47FFF6

Explanation: Disk device detected recoverable error.

Response: If this event appears in a serviceable event view, work with the failing item list found there. If this event does not appear in a serviceable event view, no service action is required.

Failing Item:

- DISKDRV
-

5B47FFF7

Explanation: Temporary disk data error.

Response: If this event appears in a serviceable event view, work with the failing item list found there. If this event does not appear in a serviceable event view, no service action is required.

Failing Item:

- DISKDRV
-

5B47FFF9

Explanation: Temporary disk data error.

Response: If this event appears in a serviceable event view, work with the failing item list found there. If this

event does not appear in a serviceable event view, no service action is required.

Failing Item:

- DISKDRV

5B47FFFA

Explanation: Temporary disk bus error.

Response: If this event appears in a serviceable event view, work with the failing item list found there. If this event does not appear in a serviceable event view, no service action is required.

Failing Item:

- DISKDRV
- STORIOA
- SASCABL
- SASEXP

5B47FFFB

Explanation: SAS bus reset occurred.

Response: No action required. This reference code is logged for information only.

5B47FFFC

Explanation: Soft device bus error.

Response: If this event appears in a serviceable event view, work with the failing item list found there. If this event does not appear in a serviceable event view, no service action is required.

Failing Item:

- SIP3250
- DISKDRV
- STORIOA

5B47FFFD

Explanation: Soft device bus error.

Response: If this event appears in a serviceable event view, work with the failing item list found there. If this event does not appear in a serviceable event view, no service action is required.

Failing Item:

- SIP3250
- DISKDRV
- STORIOA

5B47FFFE

Explanation: Temporary disk bus error.

Response: If this event appears in a serviceable event view, work with the failing item list found there. If this event does not appear in a serviceable event view, no service action is required.

Failing Item:

- SIP3150

(6258) Reference codes

A tape or tape library device failure occurred.

Note: Use this table to handle reference codes that might be displayed during a type D IPL to install the operating system. If you are not performing a type D IPL of the operating system, consult any error logs found in the serviceable event view. If you cannot locate an error log in the serviceable event view that corresponds with the failure, run a verification test for the tape unit.

1. Verify that the device has power.
2. Check the device for any error indications. Refer to the device service information to resolve any error indications.
3. Clean the recording head in the tape device.
4. Attempt the failing operation again. Does the operation complete successfully?

Yes: You have corrected the problem. **This ends the procedure.**

No: Look at the 8 rightmost characters of the Data display for Function 11, which represent the reference code. Find the reference code in the following list.

62583000

Explanation: I/O adapter hardware error detected.

Failing Item:

- FI01112

62583202

Explanation: Tape unit configuration error.

Response: Before exchanging any parts, verify that the following condition is not present:

- The attached device type or model is only supported on an I/O adapter that is attached to an I/O processor.

Failing Item:

- TAPCNFG
- FI00871

62583400

Explanation: Device error has occurred.

Failing Item:

- FI00872
- DEVTERM
- FI00871
- FI01103
- FI01106

62589020

Explanation: Tape unit configuration error.

Response: Before exchanging any parts, verify that the following conditions are not present:

- Tape and DASD devices attached to an I/O Processor that does not support Tape and Dasd devices at the same time.
- An unsupported device type or model is attached.

Failing Item:

- TAPCNFG

- FI00871
- PTFSRCH

62589100

Explanation: Interface error detected by system or by tape unit.

Response: If the attached device is an external device, do the following before exchanging any parts:

1. Ensure that the signal cable is seated correctly, and that there are no bent or damaged pins on the cable.
2. For a SCSI attached device ensure that a terminating plug is attached to the device end of the cable.

If the attached tape device is owned by a Virtual I/O Server partition refer to Troubleshooting the Virtual I/O Server to determine the parts to replace.

Failing Item:

- FI00871
- FI01112
- FI00872
- DEVTERM

62589101

Explanation: Fibre Channel interface error detected.

Response: If the attached device is an external device, do the following before exchanging any parts:

1. Ensure that the Fibre Channel cable is correctly connected to the ports.
2. Clean the Fibre Channel connectors.
3. If there is a switch or hub attached, verify that it is operational.
4. If there is a gateway device attached, refer to the gateway device service documentation for additional problem analysis procedures.
5. refer to the tape device service documentation for additional problem analysis procedures.

If the attached tape device is owned by a Virtual I/O Server partition refer to Troubleshooting the Virtual I/O Server to determine the parts to replace.

Failing Item:

- FCIOA
- FCDEV
- FCCABLE

62589102

Explanation: Gateway device detected a SCSI interface error.

Response: Use the gateway device service documentation to analyze the problem.

Failing Item:

- FI00871
- FCGATE
- FI00872
- DEVTERM

62589103

Explanation: Interface error detected by system or by tape unit.

Response: If the attached device is an external tape device, do the following before exchanging any parts:

1. Ensure that the SAS cable is correctly connected to the ports.
2. Ensure that the device has power.

If the attached tape device is owned by a Virtual I/O Server partition refer to Troubleshooting the Virtual I/O Server to determine the parts to replace.

Failing Item:

- FI00871
- FI01112
- SASCABL

62589104

Explanation: Interface error detected by system or by tape unit.

Response: If the attached device is an external tape device, do the following before exchanging any parts:

1. Ensure that the USB cable is correctly connected to the ports.
2. Ensure that the device has power.

If the attached tape device is owned by a Virtual I/O Server partition refer to Troubleshooting the Virtual I/O Server to determine the parts to replace.

Failing Item:

- USB_DEV

- USB_IOA
- USB_CBL

62589200

Explanation: Tape unit is not responding.

Response: If the attached device is an external device, do the following before exchanging any parts:

1. Ensure that the device is powered on.
2. Ensure that the signal cable is seated correctly, and that there are no bent or damaged pins on the cable.
3. For a SCSI attached device ensure that a terminating plug is attached to the device end of the SCSI cable.

If the attached tape device is owned by a Virtual I/O Server partition refer to Troubleshooting the Virtual I/O Server to determine the parts to replace.

Failing Item:

- FI00871
- FI01112
- FI00872
- DEVTERM

62589201

Explanation: Tape unit command timeout.

Response: If the attached device is an external device, do the following before exchanging any parts:

1. Ensure that the device is powered on.
2. If an interposer is required, make sure that it is connected between the I/O processor and the SCSI cable.
3. Ensure that the signal cable is seated correctly, and that there are no bent or damaged pins on the SCSI cable.
4. Ensure that a terminating plug is attached to the device end of the SCSI cable.
5. If the attached tape device is owned by a Virtual I/O Server partition it may be necessary to reset the virtual IOP to recover from the error.

Failing Item:

- FI00871
- FI01112
- FI00872
- DEVTERM
- MEDIA

62589202

Explanation: Tape unit failed after Licensed Internal Code was loaded.

Response: If the attached device is an external device,

do the following before exchanging any parts:

1. Ensure that the device is powered on.
2. If an interposer is required, make sure that it is connected between the I/O processor and the SCSI cable.
3. Ensure that the SCSI cable is seated correctly, and that there are no bent or damaged pins on the SCSI cable.
4. Ensure that a terminating plug is attached to the device end of the SCSI cable.

Failing Item:

- FI00871
- FI01112
- FI00872
- DEVTERM

62589210

Explanation: Illegal or unsupported tape unit response.

Failing Item:

- FI00871
- FI01112
- PTFSRCH

62589211

Explanation: Gateway device detected a bus protocol error.

Response: Use the gateway device service documentation to analyze the problem.

Failing Item:

- FCGATE
- FCIOA
- FI00871
- ANYFC
- FCCABLE
- FI00872
- DEVTERM

62589220

Explanation: Hardware configuration change detected.

Response: The tape device or tape library device has reported a configuration change that requires the I/O processor to be reset. Reset the I/O processor before using the device.

62589221

Explanation: I/O path change occurred.

Response: No action required. This reference code is logged for information only.

62589300

Explanation: Tape unit failure.

Failing Item:

- FI00871

62589301

Explanation: Tape device failure, redundancy lost.

Response: The tape unit detected a hardware failure that does not prevent the tape unit from completing the current operation.

Failing Item:

- FI00871

62589302

Explanation: Tape device failure or media error.

Response: The tape unit detected a failure that may be caused by a hardware failure or a media error.

Refer to the tape unit service information for possible information on diagnostic tests that can be run to isolate between hardware and media failures.

Failing Item:

- MEDIA
- FI00871

62589303

Explanation: Gateway device failure.

Response: Use the gateway device service documentation to analyze the problem.

Failing Item:

- FCGATE

62589304

Explanation: Tape unit failure.

Response: Before exchanging any parts, do the following:

1. Ensure that the EKM/TKLM server is operational and properly configured.
2. Ensure that the mounted cartridge is in the EKM/TKLM server database.

Failing Item:

- USER

- FI00871

62589310

Explanation: Licensed Internal Code for the tape unit is not correct.

Failing Item:

- PTFSRCH
- FI00871

62589320

Explanation: Tape device Licensed Internal Code failure.

Failing Item:

- FI00130
- FI00871

62589321

Explanation: Gateway device Licensed Internal Code error.

Response: Use the gateway device service documentation to analyze the problem.

Failing Item:

- FCCODE

62589350

Explanation: Tape unit detected a read or write error on tape medium.

Response: A permanent read or write error occurred. Clean the tape unit and retry the operation.

If cleaning the tape unit does not correct the problem, exchange the tape media.

Failing Item:

- MEDIA
- TAPCLN
- FI00871

62589351

Explanation: Tape with excessive error rate was mounted in tape device.

Response: The tape unit detected that the mounted tape cartridge has a history of excessive read and write errors. It is recommended that you exchange the tape cartridge.

Failing Item:

- MEDIA
- TAPCLN
- FI00871

62589355

Explanation: The data format is incorrect; the tape cannot be read.

Response: The tape unit has detected that the data format on the tape media is not supported or that the tape media is defective. Do the following before exchanging any parts:

1. Initialize the tape to a different format.
2. Clean the tape unit.

If the operation continues to fail, use a different tape cartridge.

Failing Item:

- USER
- MEDIA
- TAPCLN
- FI00871

62589500

Explanation: Licensed Internal Code error.

Response: If the system is operational, perform a dump of the I/O processor data.

Failing Item:

- PTFSRCH

62589501

Explanation: Licensed Internal Code error.

Failing Item:

- PTFSRCH

62589800

Explanation: System successfully recovered from temporary I/O error.

Response: No action required. This reference code is logged for information only.

62589801

Explanation: System successfully recovered from temporary I/O error.

Response: No action required. This reference code is logged for information only.

62589802

Explanation: System successfully recovered from temporary I/O error.

Response: No action required. This reference code is logged for information only.

62589803

Explanation: System successfully recovered from temporary I/O error.

Response: No action required. This reference code is logged for information only.

62589804

Explanation: System successfully recovered from temporary I/O error.

Response: No action required. This reference code is logged for information only.

62589805

Explanation: System successfully recovered from temporary I/O error.

Response: No action required. This reference code is logged for information only.

62589806

Explanation: System successfully recovered from temporary I/O error.

Response: No action required. This reference code is logged for information only.

62589810

Explanation: Problem analysis has determined a part should be replaced.

Response: This reference code is used for ending Online Problem Analysis with a list of failing items. (Information Only.)

62589899

Explanation: Problem analysis completed, the problem has been corrected.

Response: This reference code is used for ending Online Problem Analysis when no problem was found

or the problem was corrected.

62589900

Explanation: Licensed Internal Code for tape unit was not upgraded.

Response: The I/O processor loading of Licensed Internal Code (LIC) to the programmable tape unit was not completed.

The tape unit will continue to operate with the previous LIC. You may do either of the following:

- Wait for next IPL when the system will attempt to load the LIC for the tape drive again.
- Perform TUIPI04 to reset the IOP and the tape unit. When the IOP is reset, if the device has the wrong level of LIC, the IOP will attempt to load the new LIC.

Failing Item:

- USER
-

62589901

Explanation: Tape performance statistics logged.

Response: No action required. This reference code is logged for information only.

62589902

Explanation: An IOP dump was initiated.

Response: No action required.

62589903

Explanation: Tape device information logged.

Response: No action required. This reference code is logged for information only.

6258FFF6

Explanation: Tape volume statistics logged (no action required).

(6279) Reference codes

A tape or tape library device failure occurred.

Note: Use this table to handle reference codes that might be displayed during a type D IPL to install the operating system. If you are not performing a type D IPL of the operating system, consult any error logs found in the serviceable event view. If you cannot locate an error log in the serviceable event view that corresponds with the failure, run a verification test for the tape unit.

1. Verify that the device has power.
2. Check the device for any error indications. Refer to the device service information to resolve any error indications.
3. Clean the recording head in the tape device.

4. Attempt the failing operation again. Does the operation complete successfully?

Yes: You have corrected the problem. **This ends the procedure.**

No: Look at the 8 rightmost characters of the Data display for Function 11, which represent the reference code. Find the reference code in the following list.

62793000

Explanation: I/O adapter hardware error detected.

Failing Item:

- FI01112

62793202

Explanation: Tape unit configuration error.

Response: Before exchanging any parts, verify that the following condition is not present:

- The attached device type or model is only supported on an I/O adapter that is attached to an I/O processor.

Failing Item:

- TAPCNFG
- FI00871

62793400

Explanation: Device error has occurred.

Failing Item:

- FI00872
- DEVTERM
- FI00871
- FI01103
- FI01106

62799020

Explanation: Tape unit configuration error.

Response: Before exchanging any parts, verify that the following conditions are not present:

- Tape and DASD devices attached to an I/O Processor that does not support Tape and Dasd devices at the same time.
- An unsupported device type or model is attached.

Failing Item:

- TAPCNFG
- FI00871
- PTFSRCH

62799100

Explanation: Interface error detected by system or by tape unit.

Response: If the attached device is an external device, do the following before exchanging any parts:

1. Ensure that the signal cable is seated correctly, and that there are no bent or damaged pins on the cable.
2. For a SCSI attached device ensure that a terminating plug is attached to the device end of the cable.

If the attached tape device is owned by a Virtual I/O Server partition refer to Troubleshooting the Virtual I/O Server to determine the parts to replace.

Failing Item:

- FI00871
- FI01112
- FI00872
- DEVTERM

62799101

Explanation: Fibre Channel interface error detected.

Response: If the attached device is an external device, do the following before exchanging any parts:

1. Ensure that the Fibre Channel cable is correctly connected to the ports.
2. Clean the Fibre Channel connectors.
3. If there is a switch or hub attached, verify that it is operational.
4. If there is a gateway device attached, refer to the gateway device service documentation for additional problem analysis procedures.
5. refer to the tape device service documentation for additional problem analysis procedures.

If the attached tape device is owned by a Virtual I/O Server partition refer to Troubleshooting the Virtual I/O Server to determine the parts to replace.

Failing Item:

- FCIOA
- FCDEV
- FCCABLE

62799102

Explanation: Gateway device detected a SCSI interface error.

Response: Use the gateway device service documentation to analyze the problem.

Failing Item:

- FI00871
- FCGATE

- FI00872
- DEVTERM

62799103

Explanation: Interface error detected by system or by tape unit.

Response: If the attached device is an external tape device, do the following before exchanging any parts:

1. Ensure that the SAS cable is correctly connected to the ports.
2. Ensure that the device has power.

If the attached tape device is owned by a Virtual I/O Server partition refer to Troubleshooting the Virtual I/O Server to determine the parts to replace.

Failing Item:

- FI00871
- FI01112
- SASCABL

62799104

Explanation: Interface error detected by system or by tape unit.

Response: If the attached device is an external tape device, do the following before exchanging any parts:

1. Ensure that the USB cable is correctly connected to the ports.
2. Ensure that the device has power.

If the attached tape device is owned by a Virtual I/O Server partition refer to Troubleshooting the Virtual I/O Server to determine the parts to replace.

Failing Item:

- USB_DEV
- USB_IOA
- USB_CBL

62799200

Explanation: Tape unit is not responding.

Response: If the attached device is an external device, do the following before exchanging any parts:

1. Ensure that the device is powered on.
2. Ensure that the signal cable is seated correctly, and that there are no bent or damaged pins on the cable.
3. For a SCSI attached device ensure that a terminating plug is attached to the device end of the SCSI cable.

If the attached tape device is owned by a Virtual I/O Server partition refer to Troubleshooting the Virtual I/O Server to determine the parts to replace.

Failing Item:

- FI00871
- FI01112
- FI00872
- DEVTERM

62799201

Explanation: Tape unit command timeout.

Response: If the attached device is an external device, do the following before exchanging any parts:

1. Ensure that the device is powered on.
2. If an interposer is required, make sure that it is connected between the I/O processor and the SCSI cable.
3. Ensure that the signal cable is seated correctly, and that there are no bent or damaged pins on the SCSI cable.
4. Ensure that a terminating plug is attached to the device end of the SCSI cable.
5. If the attached tape device is owned by a Virtual I/O Server partition it may be necessary to reset the virtual IOP to recover from the error.

Failing Item:

- FI00871
- FI01112
- FI00872
- DEVTERM
- MEDIA

62799202

Explanation: Tape unit failed after Licensed Internal Code was loaded.

Response: If the attached device is an external device, do the following before exchanging any parts:

1. Ensure that the device is powered on.
2. If an interposer is required, make sure that it is connected between the I/O processor and the SCSI cable.
3. Ensure that the SCSI cable is seated correctly, and that there are no bent or damaged pins on the SCSI cable.
4. Ensure that a terminating plug is attached to the device end of the SCSI cable.

Failing Item:

- FI00871
 - FI01112
 - FI00872
 - DEVTERM
-

62799210

Explanation: Illegal or unsupported tape unit response.

Failing Item:

- FI00871
 - FI01112
 - PTFSRCH
-

62799211

Explanation: Gateway device detected a bus protocol error.

Response: Use the gateway device service documentation to analyze the problem.

Failing Item:

- FCGATE
 - FCIOA
 - FI00871
 - ANYFC
 - FCCABLE
 - FI00872
 - DEVTERM
-

62799220

Explanation: Hardware configuration change detected.

Response: The tape device or tape library device has reported a configuration change that requires the I/O processor to be reset. Reset the I/O processor before using the device.

62799221

Explanation: I/O path change occurred.

Response: No action required. This reference code is logged for information only.

62799300

Explanation: Tape unit failure.

Failing Item:

- FI00871
-

62799301

Explanation: Tape device failure, redundancy lost.

Response: The tape unit detected a hardware failure that does not prevent the tape unit from completing the current operation.

Failing Item:

- FI00871
-

62799302

Explanation: Tape device failure or media error.

Response: The tape unit detected a failure that may be caused by a hardware failure or a media error.

Refer to the tape unit service information for possible information on diagnostic tests that can be run to isolate between hardware and media failures.

Failing Item:

- MEDIA
 - FI00871
-

62799303

Explanation: Gateway device failure.

Response: Use the gateway device service documentation to analyze the problem.

Failing Item:

- FCGATE
-

62799304

Explanation: Tape unit failure.

Response: Before exchanging any parts, do the following:

1. Ensure that the EKM/TKLM server is operational and properly configured.
2. Ensure that the mounted cartridge is in the EKM/TKLM server database.

Failing Item:

- USER
 - FI00871
-

62799310

Explanation: Licensed Internal Code for the tape unit is not correct.

Failing Item:

- PTFSRCH
 - FI00871
-

62799320

Explanation: Tape device Licensed Internal Code failure.

Failing Item:

- FI00130
 - FI00871
-

62799321

Explanation: Gateway device Licensed Internal Code error.

Response: Use the gateway device service documentation to analyze the problem.

Failing Item:

- FCCODE
-

62799350

Explanation: Tape unit detected a read or write error on tape medium.

Response: A permanent read or write error occurred. Clean the tape unit and retry the operation.

If cleaning the tape unit does not correct the problem, exchange the tape media.

Failing Item:

- MEDIA
 - TAPCLN
 - FI00871
-

62799351

Explanation: Tape with excessive error rate was mounted in tape device.

Response: The tape unit detected that the mounted tape cartridge has a history of excessive read and write errors. It is recommended that you exchange the tape cartridge.

Failing Item:

- MEDIA
 - TAPCLN
 - FI00871
-

62799355

Explanation: The data format is incorrect; the tape cannot be read.

Response: The tape unit has detected that the data format on the tape media is not supported or that the tape media is defective. Do the following before exchanging any parts:

1. Initialize the tape to a different format.
2. Clean the tape unit.

If the operation continues to fail, use a different tape cartridge.

Failing Item:

- USER
 - MEDIA
 - TAPCLN
-

- FI00871
-

62799500

Explanation: Licensed Internal Code error.

Response: If the system is operational, perform a dump of the I/O processor data.

Failing Item:

- PTFSRCH
-

62799501

Explanation: Licensed Internal Code error.

Failing Item:

- PTFSRCH
-

62799800

Explanation: System successfully recovered from temporary I/O error.

Response: No action required. This reference code is logged for information only.

62799801

Explanation: System successfully recovered from temporary I/O error.

Response: No action required. This reference code is logged for information only.

62799802

Explanation: System successfully recovered from temporary I/O error.

Response: No action required. This reference code is logged for information only.

62799803

Explanation: System successfully recovered from temporary I/O error.

Response: No action required. This reference code is logged for information only.

62799804

Explanation: System successfully recovered from temporary I/O error.

Response: No action required. This reference code is logged for information only.

62799805

Explanation: System successfully recovered from temporary I/O error.

Response: No action required. This reference code is logged for information only.

62799806

Explanation: System successfully recovered from temporary I/O error.

Response: No action required. This reference code is logged for information only.

62799810

Explanation: Problem analysis has determined a part should be replaced.

Response: This reference code is used for ending Online Problem Analysis with a list of failing items. (Information Only.)

62799899

Explanation: Problem analysis completed, the problem has been corrected.

Response: This reference code is used for ending Online Problem Analysis when no problem was found or the problem was corrected.

62799900

Explanation: Licensed Internal Code for tape unit was not upgraded.

Response: The I/O processor loading of Licensed Internal Code (LIC) to the programmable tape unit was not completed.

The tape unit will continue to operate with the previous LIC. You may do either of the following:

- Wait for next IPL when the system will attempt to load the LIC for the tape drive again.
- Perform TUIPI04 to reset the IOP and the tape unit. When the IOP is reset, if the device has the wrong level of LIC, the IOP will attempt to load the new LIC.

Failing Item:

- USER
-

62799901

Explanation: Tape performance statistics logged.

Response: No action required. This reference code is logged for information only.

62799902

Explanation: An IOP dump was initiated.

Response: No action required.

62799903

Explanation: Tape device information logged.

Response: No action required. This reference code is logged for information only.

6279FFF6

Explanation: Tape volume statistics logged (no action required).

(6320) Reference codes

An optical storage unit failure occurred.

Notes:

1. If the system is available, use online diagnostic tests when possible.
2. Use the Hardware Service Manager (HSM) verify function (via DST or SST) and verify that the unit is operating correctly.
3. Search the problem log (WRKPRB) for a recent optical storage entry that might assist in analyzing the problem. The WRKPRB entry will provide a reference code that can be found in the following table.

If the system is available, attempt the failing operation again with an optical media that is known to be good. Does the operation complete successfully?

Yes: The original optical media may be defective, or the problem may be intermittent. Attempt the failing operation again with the original optical media to verify. **This ends the procedure.**

No: Look at the 8 rightmost characters of the Data display for word 1. These 8 characters are the reference code. Find the reference code in the following table.

6320C000

Explanation: System log entry only, no service action required.

Response: No action is required. This reference code is logged for information only.

6320C002

Explanation: SCSI Selection or Reselection timeout occurred.

Failing Item:

- FI00870
- CNVTCRD
- FI01106
- STORIOA
- MEDIA
- FI01141
- FI01140

6320C010

Explanation: Undefined sense key returned by device.

Failing Item:

- FI00870

6320C020

Explanation: Configuration error.

Failing Item:

- FI00870

6320C022

Explanation: Unable to determine all device

capabilities. Reported media support may be inaccurate. Function may be reduced.

Response: No action is required. This reference code is logged for information only.

Problem determination: Perform the following:

- If this device is a client virtual optical device:
 1. If no function reduction exists, no action is required.
 - Note: Inaccuracies in media support reporting is not likely to cause a functional problem.
 2. Verify that the backing device on the server is varied on, operational, and not in exclusive use by another partition. Once these things are verified, IPL the virtual IOP on the client partition or vary the server partition's NWSD off and on.
 3. Ensure that the latest optical LIC PTFs have been applied to both the client and server partitions.
- If this device is NOT a client virtual optical device:
 1. If no function reduction exists, no action is required.
 2. This is likely a secondary error. Other PAL entries logged at approximately the same time as this one may explain the problem (e.g., interface errors may have prevented identification of device characteristics.)
 3. Ensure that the latest optical LIC PTFs have been applied.

6320C023

Explanation: Unable to determine all of the device capabilities or the device characteristics are not supported with the current LIC. Writes will be blocked for this device. If a write is attempted, the device will be marked failed.

Response: No action is required. This reference code is logged for information only.

Problem determination: Perform the following:

1. If the device doesn't support writing to media, no action is required.
2. If any enabling PTFs have been specified for this device feature, verify they have been applied.
3. This may be a secondary error. Other PAL entries logged at approximately the same time as this one may explain the problem (e.g., interface errors may have prevented identification of device characteristics.)
4. Ensure that the latest optical LIC PTFs have been applied.

6320C100

Explanation: SCSI Bus error occurred.

Failing Item:

- FI00870
- CNVTCRD
- FI01106
- STORIOA
- MEDIA
- FI01141
- FI01140

6320C110

Explanation: SCSI command timeout occurred.

Failing Item:

- FI00870
- CNVTCRD
- FI01106
- STORIOA
- MEDIA
- FI01141
- FI01140

6320C210

Explanation: Unexpected device condition.

Response: The device successfully recovered from a temporary error.

No action is required. This reference code is logged for information only.

6320C300

Explanation: Media or device error occurred.

Response: Perform the following:

1. Clean the disk.

2. Attempt the failing operation again.
3. If this does not correct the problem, exchange the failing items.

Failing Item:

- MEDIA
- FI00870

6320C301

Explanation: Media or device error occurred.

Response: Dust check encountered. The optical media or the optical lens of the drive is dirty.

Clean the optical drive and the media contained in the drive.

6320C302

Explanation: Media or device error occurred.

Response: The device encountered an 'out of spare sectors' condition when writing to the media. The media can no longer be written to but is still readable.

Clean the optical drive and the media contained in the drive.

6320C303

Explanation: Media had an unknown format.

Response: No action required. This reference code is logged for information only.

6320C332

Explanation: Media or device error occurred.

Response: The device encountered an 'out of spare sectors' condition when writing to the media. The media can no longer be written to but is still readable.

Clean the optical drive and the media contained in the drive.

6320C333

Explanation: Incompatible media.

Response: Perform the following:

1. Verify that the disk has a supported format.
2. If the format is supported, clean the disk and attempt the failing operation again.
3. If the operation fails again and results in the same reference code, ask your media source for a replacement disk.

Failing Item:

- MEDIA
- FI00870

6320C400

Explanation: Physical link error detected by device.

Failing Item:

- FI00870
- CNVTCRD
- FI01106
- STORIOA
- FI01140
- FI01141

6320C402

Explanation: Licensed Internal Code error.

Response: Ask your next level of support for assistance.

Failing Item:

- FI00130

6320CFF2

Explanation: Device not ready - Start Unit issued.

The device successfully recovered from a temporary error.

No action is required. This reference code is logged for information only.

6320CFF4

Explanation: Internal device error occurred.

Failing Item:

- FI00870
- MEDIA

6320CFF6

Explanation: Device successfully recovered from a temporary error.

Response: No action is required. This reference code is logged for information only.

6320CFF7

Explanation: Recovered device error.

Response: The device successfully recovered from a temporary error.

No action is required. This reference code is logged for information only.

6320CFFE

Explanation: Recovered SCSI bus error.

Response: The device successfully recovered from a temporary error.

No action is required. This reference code is logged for information only.

6320FF09

Explanation: Licensed Internal Code for optical device was not upgraded.

Response: This reference code is logged for information only.

6320FF3D

Explanation: Recovered IOA error.

Response: The device successfully recovered from a temporary error.

No action is required. This reference code is logged for information only.

6320FF6D

Explanation: Recovered SPD bus error.

Response: The device successfully recovered from a temporary error.

No action is required. This reference code is logged for information only.

(6321) Reference codes

An optical storage unit failure occurred.

Notes:

1. If the system is available, use online diagnostic tests when possible.
2. Use the Hardware Service Manager (HSM) verify function (via DST or SST) and verify that the unit is operating correctly.
3. Search the problem log (WRKPRB) for a recent optical storage entry that might assist in analyzing the problem. The WRKPRB entry will provide a reference code that can be found in the following table.

If the system is available, attempt the failing operation again with an optical media that is known to be good. Does the operation complete successfully?

Yes: The original optical media may be defective, or the problem may be intermittent. Attempt the failing operation again with the original optical media to verify. **This ends the procedure.**

No: Look at the 8 rightmost characters of the Data display for word 1. These 8 characters are the reference code. Find the reference code in the following table.

6321C000

Explanation: System log entry only, no service action required.

Response: No action is required. This reference code is logged for information only.

6321C002

Explanation: SCSI Selection or Reselection timeout occurred.

Failing Item:

- FI00870
- CNVTCRD
- FI01106
- STORIOA
- MEDIA
- FI01141
- FI01140

6321C010

Explanation: Undefined sense key returned by device.

Failing Item:

- FI00870

6321C020

Explanation: Configuration error.

Failing Item:

- FI00870

6321C022

Explanation: Unable to determine all device

capabilities. Reported media support may be inaccurate. Function may be reduced.

Response: No action is required. This reference code is logged for information only.

Problem determination: Perform the following:

- If this device is a client virtual optical device:
 1. If no function reduction exists, no action is required.
 - Note: Inaccuracies in media support reporting is not likely to cause a functional problem.
 2. Verify that the backing device on the server is varied on, operational, and not in exclusive use by another partition. Once these things are verified, IPL the virtual IOP on the client partition or vary the server partition's NWSD off and on.
 3. Ensure that the latest optical LIC PTFs have been applied to both the client and server partitions.
- If this device is NOT a client virtual optical device:
 1. If no function reduction exists, no action is required.
 2. This is likely a secondary error. Other PAL entries logged at approximately the same time as this one may explain the problem (e.g., interface errors may have prevented identification of device characteristics.)
 3. Ensure that the latest optical LIC PTFs have been applied.

6321C023

Explanation: Unable to determine all of the device capabilities or the device characteristics are not supported with the current LIC. Writes will be blocked for this device. If a write is attempted, the device will be marked failed.

Response: No action is required. This reference code is logged for information only.

Problem determination: Perform the following:

1. If the device doesn't support writing to media, no action is required.
2. If any enabling PTFs have been specified for this device feature, verify they have been applied.
3. This may be a secondary error. Other PAL entries logged at approximately the same time as this one may explain the problem (e.g., interface errors may have prevented identification of device characteristics.)
4. Ensure that the latest optical LIC PTFs have been applied.

6321C100

Explanation: SCSI Bus error occurred.

Failing Item:

- FI00870
- CNVTCRD
- FI01106
- STORIOA
- MEDIA
- FI01141
- FI01140

6321C110

Explanation: SCSI command timeout occurred.

Failing Item:

- FI00870
- CNVTCRD
- FI01106
- STORIOA
- MEDIA
- FI01141
- FI01140

6321C210

Explanation: Unexpected device condition.

Response: The device successfully recovered from a temporary error.

No action is required. This reference code is logged for information only.

6321C300

Explanation: Media or device error occurred.

Response: Perform the following:

1. Clean the disk.

2. Attempt the failing operation again.
3. If this does not correct the problem, exchange the failing items.

Failing Item:

- MEDIA
- FI00870

6321C301

Explanation: Media or device error occurred.

Response: Dust check encountered. The optical media or the optical lens of the drive is dirty.

Clean the optical drive and the media contained in the drive.

6321C302

Explanation: Media or device error occurred.

Response: The device encountered an 'out of spare sectors' condition when writing to the media. The media can no longer be written to but is still readable.

Clean the optical drive and the media contained in the drive.

6321C303

Explanation: Media had an unknown format.

Response: No action required. This reference code is logged for information only.

6321C332

Explanation: Media or device error occurred.

Response: The device encountered an 'out of spare sectors' condition when writing to the media. The media can no longer be written to but is still readable.

Clean the optical drive and the media contained in the drive.

6321C333

Explanation: Incompatible media.

Response: Perform the following:

1. Verify that the disk has a supported format.
2. If the format is supported, clean the disk and attempt the failing operation again.
3. If the operation fails again and results in the same reference code, ask your media source for a replacement disk.

Failing Item:

- MEDIA
- FI00870

6321C400

Explanation: Physical link error detected by device.

Failing Item:

- FI00870
 - CNVTCRD
 - FI01106
 - STORIOA
 - FI01140
 - FI01141
-

6321C402

Explanation: Licensed Internal Code error.

Response: Ask your next level of support for assistance.

Failing Item:

- FI00130
-

6321CFF2

Explanation: Device not ready - Start Unit issued.

The device successfully recovered from a temporary error.

No action is required. This reference code is logged for information only.

6321CFF4

Explanation: Internal device error occurred.

Failing Item:

- FI00870
 - MEDIA
-

6321CFF6

Explanation: Device successfully recovered from a temporary error.

Response: No action is required. This reference code is logged for information only.

6321CFF7

Explanation: Recovered device error.

Response: The device successfully recovered from a temporary error.

No action is required. This reference code is logged for information only.

6321CFFE

Explanation: Recovered SCSI bus error.

Response: The device successfully recovered from a temporary error.

No action is required. This reference code is logged for information only.

6321FF09

Explanation: Licensed Internal Code for optical device was not upgraded.

Response: This reference code is logged for information only.

6321FF3D

Explanation: Recovered IOA error.

Response: The device successfully recovered from a temporary error.

No action is required. This reference code is logged for information only.

6321FF6D

Explanation: Recovered SPD bus error.

Response: The device successfully recovered from a temporary error.

No action is required. This reference code is logged for information only.

(632B) Reference codes

632BCFC1

Explanation: Virtual media list access problem.

Response: A virtual optical device cannot access the file containing the list of volumes.

1. On this partition and the Network File System server, ensure the proper file is specified and proper authority is granted. If that does not resolve the problem continue with the next step.
2. Collect vlogs for major code 3A00 and send them to your next level of support.

Failing Item:

- SVCDOCS
-

632BCFC2

Explanation: Error reading virtual volume list.

Response: A non-recoverable error was detected while reading the list of volumes.

Check for errors on the Network File System server and resolve them. Then retry the operation. If the failure reoccurs, contact your hardware service provider.

Failing Item:

- SVCDOCS
-

632BCFC3

Explanation: Virtual media volume list is not valid.

Response: The data in the list of volumes is not valid.

On the Network File System server, ensure that the proper file is specified, that all files are entered correctly, that there are no blank lines, and that the character set used is valid.

Failing Item:

- SVCDOCS
-

632BCFC4

Explanation: Virtual optical volume access problem.

Response: A virtual optical device cannot access the file containing the specified optical volume.

On the Network File System server, ensure the proper file is specified in the list of volumes, and that the proper authority is granted.

Failing Item:

- SVCDOCS
-

632BCFC5

Explanation: Error reading virtual optical volume.

Response: A non-recoverable error was detected while reading a virtual optical volume.

Check for errors on the Network File System server and resolve them. Then retry the operation. If the failure reoccurs, contact your hardware service provider.

Failing Item:

- SVCDOCS
-

632BCFC6

Explanation: Virtual optical volume is not valid.

Response: The file specified does not contain data that can be processed as a virtual optical volume.

On the Network File System server, ensure all the files specified in the list of optical volumes are correct.

Failing Item:

- SVCDOCS
-

632BCFC7

Explanation: Virtual optical device detected error.

Response: A virtual optical device detected an error reported by the Network File System server that cannot be recovered.

Check for errors on the Network File System server and resolve them. Then retry the operation. If the failure reoccurs, contact your hardware service provider.

Failing Item:

- SVCDOCS
-

632BCFC8

Explanation: Virtual optical device error.

Response: A virtual optical device encountered a non-recoverable error.

Contact your next level of support for assistance.

Failing Item:

- NEXTLVL
-

(632C) Reference codes

632CC000

Explanation: System log entry only, no service action required.

Response: No action is required. This reference code is logged for information only.

632CC002

Explanation: SCSI Selection or Reselection timeout occurred.

Response: Refer to the hosting partition for problem analysis.

632CC010

Explanation: Undefined sense key returned by device.

Response: Refer to the hosting partition for problem analysis.

632CC020

Explanation: Configuration error.

Response: Refer to the hosting partition for problem analysis.

632CC022

Explanation: Unable to determine all device capabilities. Reported media support may be inaccurate. Function may be reduced.

Response: No action is required. This reference code is logged for information only.

Problem determination: Perform the following:

- If this device is a client virtual optical device:
 1. If no function reduction exists, no action is required.
 - Note: Inaccuracies in media support reporting is not likely to cause a functional problem.
 2. Verify that the backing device on the server is varied on, operational, and not in exclusive use by another partition. Once these things are verified, IPL the virtual IOP on the client partition or vary the server partition's NWSD off and on.
 3. Ensure that the latest optical LIC PTFs have been applied to both the client and server partitions.
- If this device is NOT a client virtual optical device:
 1. If no function reduction exists, no action is required.
 2. This is likely a secondary error. Other PAL entries logged at approximately the same time as this

one may explain the problem (e.g., interface errors may have prevented identification of device characteristics.)

3. Ensure that the latest optical LIC PTFs have been applied.
-

632CC023

Explanation: Unable to determine all device capabilities or device characteristics are not supported with the current LIC. Writes will be blocked for this device. If a write is attempted, the device will be marked failed.

Response: No action is required. This reference code is logged for information only.

Problem determination: Perform the following:

1. If the device doesn't support writing to media, no action is required.
 2. If any enabling PTFs have been specified for this device feature, verify they have been applied.
 3. This may be a secondary error. Other PAL entries logged at approximately the same time as this one may explain the problem (e.g., interface errors may have prevented identification of device characteristics.)
 4. Ensure that the latest optical LIC PTFs have been applied.
-

632CC100

Explanation: SCSI Bus error occurred.

Response: Refer to the hosting partition for problem analysis.

632CC110

Explanation: SCSI command timeout occurred.

Response: Refer to the hosting partition for problem analysis.

632CC210

Explanation: Unexpected device condition.

Response: The device successfully recovered from a temporary error.

No action is required. This reference code is logged for information only.

632CC300

Explanation: Media or device error occurred.

Response: Refer to the hosting partition for problem analysis.

632CC301

Explanation: Media or device error occurred.

Response: Refer to the hosting partition for problem analysis.

632CC302

Explanation: Media or device error occurred.

Response: Refer to the hosting partition for problem analysis.

632CC303

Explanation: Media had an unknown format.

Response: No action required. This reference code is logged for information only.

632CC333

Explanation: Incompatible media.

Response: Perform the following:

1. Verify that the disk has a format that is given support.
2. If the format is given support, clean the disk and attempt the failing operation again.
3. If the operation fails again with the same reference code, ask your media source for a replacement disk.

632CC400

Explanation: Physical link error detected by device.

Response: Refer to the hosting partition for problem analysis.

632CC402

Explanation: Licensed Internal Code program error occurred.

Response: Ask your next level of support for assistance.

Failing Item:

- PTFSRCH

632CCFF2

Explanation: Device not ready - Start Unit issued.

Response: The device successfully recovered from a temporary error.

No action is required. This reference code is logged for information only.

632CCFF4

Explanation: Internal device error occurred.

Response: Refer to the hosting partition for problem analysis.

632CCFF6

Explanation: The device successfully recovered from a temporary error.

Response: No action is required. This reference code is logged for information only.

632CCFF7

Explanation: Recovered device error.

Response: The device successfully recovered from a temporary error.

No action is required. This reference code is logged for information only.

632CCFFE

Explanation: Recovered SCSI bus error.

Response: The device successfully recovered from a temporary error.

No action is required. This reference code is logged for information only.

632CFF3D

Explanation: Recovered IOA error.

Response: The device successfully recovered from a temporary error.

No action is required. This reference code is logged for information only.

632CFF6D

Explanation: Recovered SPD bus error.

Response: The device successfully recovered from a temporary error.

No action is required. This reference code is logged for information only.

(6330) Reference codes

An optical storage unit failure occurred.

Notes:

1. If the system is available, use online diagnostic tests when possible.
2. Use the Hardware Service Manager (HSM) verify function (via DST or SST) and verify that the unit is operating correctly.
3. Search the problem log (WRKPRB) for a recent optical storage entry that might assist in analyzing the problem. The WRKPRB entry will provide a reference code that can be found in the following table.

If the system is available, attempt the failing operation again with an optical media that is known to be good. Does the operation complete successfully?

Yes: The original optical media may be defective, or the problem may be intermittent. Attempt the failing operation again with the original optical media to verify. **This ends the procedure.**

No: Look at the 8 rightmost characters of the Data display for word 1. These 8 characters are the reference code. Find the reference code in the following table.

6330C000

Explanation: System log entry only, no service action required.

Response: No action is required. This reference code is logged for information only.

6330C002

Explanation: SCSI Selection or Reselection timeout occurred.

Failing Item:

- FI00870
- CNVTCRD
- FI01106
- STORIOA
- MEDIA
- FI01141
- FI01140

6330C010

Explanation: Undefined sense key returned by device.

Failing Item:

- FI00870

6330C020

Explanation: Configuration error.

Failing Item:

- FI00870

6330C022

Explanation: Unable to determine all device

capabilities. Reported media support may be inaccurate. Function may be reduced.

Response: No action is required. This reference code is logged for information only.

Problem determination: Perform the following:

- If this device is a client virtual optical device:
 1. If no function reduction exists, no action is required.
 - Note: Inaccuracies in media support reporting is not likely to cause a functional problem.
 2. Verify that the backing device on the server is varied on, operational, and not in exclusive use by another partition. Once these things are verified, IPL the virtual IOP on the client partition or vary the server partition's NWSD off and on.
 3. Ensure that the latest optical LIC PTFs have been applied to both the client and server partitions.
- If this device is NOT a client virtual optical device:
 1. If no function reduction exists, no action is required.
 2. This is likely a secondary error. Other PAL entries logged at approximately the same time as this one may explain the problem (e.g., interface errors may have prevented identification of device characteristics.)
 3. Ensure that the latest optical LIC PTFs have been applied.

6330C023

Explanation: Unable to determine all of the device capabilities or the device characteristics are not supported with the current LIC. Writes will be blocked for this device. If a write is attempted, the device will be marked failed.

Response: No action is required. This reference code is logged for information only.

Problem determination: Perform the following:

1. If the device doesn't support writing to media, no action is required.
2. If any enabling PTFs have been specified for this device feature, verify they have been applied.
3. This may be a secondary error. Other PAL entries logged at approximately the same time as this one may explain the problem (e.g., interface errors may have prevented identification of device characteristics.)
4. Ensure that the latest optical LIC PTFs have been applied.

6330C100

Explanation: SCSI Bus error occurred.

Failing Item:

- FI00870
- CNVTCRD
- FI01106
- STORIOA
- MEDIA
- FI01141
- FI01140

6330C110

Explanation: SCSI command timeout occurred.

Failing Item:

- FI00870
- CNVTCRD
- FI01106
- STORIOA
- MEDIA
- FI01141
- FI01140

6330C210

Explanation: Unexpected device condition.

Response: The device successfully recovered from a temporary error.

No action is required. This reference code is logged for information only.

6330C300

Explanation: Media or device error occurred.

Response: Perform the following:

1. Clean the disk.

2. Attempt the failing operation again.
3. If this does not correct the problem, exchange the failing items.

Failing Item:

- MEDIA
- FI00870

6330C301

Explanation: Media or device error occurred.

Response: Dust check encountered. The optical media or the optical lens of the drive is dirty.

Clean the optical drive and the media contained in the drive.

6330C302

Explanation: Media or device error occurred.

Response: The device encountered an 'out of spare sectors' condition when writing to the media. The media can no longer be written to but is still readable.

Clean the optical drive and the media contained in the drive.

6330C303

Explanation: Media had an unknown format.

Response: No action required. This reference code is logged for information only.

6330C332

Explanation: Media or device error occurred.

Response: The device encountered an 'out of spare sectors' condition when writing to the media. The media can no longer be written to but is still readable.

Clean the optical drive and the media contained in the drive.

6330C333

Explanation: Incompatible media.

Response: Perform the following:

1. Verify that the disk has a supported format.
2. If the format is supported, clean the disk and attempt the failing operation again.
3. If the operation fails again and results in the same reference code, ask your media source for a replacement disk.

Failing Item:

- MEDIA
- FI00870

6330C400

Explanation: Physical link error detected by device.

Failing Item:

- FI00870
 - CNVTCRD
 - FI01106
 - STORIOA
 - FI01140
 - FI01141
-

6330C402

Explanation: Licensed Internal Code error.

Response: Ask your next level of support for assistance.

Failing Item:

- FI00130
-

6330CFF2

Explanation: Device not ready - Start Unit issued.

The device successfully recovered from a temporary error.

No action is required. This reference code is logged for information only.

6330CFF4

Explanation: Internal device error occurred.

Failing Item:

- FI00870
 - MEDIA
-

6330CFF6

Explanation: Device successfully recovered from a temporary error.

Response: No action is required. This reference code is logged for information only.

6330CFF7

Explanation: Recovered device error.

Response: The device successfully recovered from a temporary error.

No action is required. This reference code is logged for information only.

6330CFFE

Explanation: Recovered SCSI bus error.

Response: The device successfully recovered from a temporary error.

No action is required. This reference code is logged for information only.

6330FF09

Explanation: Licensed Internal Code for optical device was not upgraded.

Response: This reference code is logged for information only.

6330FF3D

Explanation: Recovered IOA error.

Response: The device successfully recovered from a temporary error.

No action is required. This reference code is logged for information only.

6330FF6D

Explanation: Recovered SPD bus error.

Response: The device successfully recovered from a temporary error.

No action is required. This reference code is logged for information only.

(6331) Reference codes

An optical storage unit failure occurred.

Notes:

1. If the system is available, use online diagnostic tests when possible.
2. Use the Hardware Service Manager (HSM) verify function (via DST or SST) and verify that the unit is operating correctly.
3. Search the problem log (WRKPRB) for a recent optical storage entry that might assist in analyzing the problem. The WRKPRB entry will provide a reference code that can be found in the following table.

If the system is available, attempt the failing operation again with an optical media that is known to be good. Does the operation complete successfully?

Yes: The original optical media may be defective, or the problem may be intermittent. Attempt the failing operation again with the original optical media to verify. **This ends the procedure.**

No: Look at the 8 rightmost characters of the Data display for word 1. These 8 characters are the reference code. Find the reference code in the following table.

6331C000

Explanation: System log entry only, no service action required.

Response: No action is required. This reference code is logged for information only.

6331C002

Explanation: SCSI Selection or Reselection timeout occurred.

Response: Perform the following:

1. Determine the device model using one of the methods below.
 - If you are viewing this SRC from the Service Action Log (SAL) then search for the symbolic FRU callout "OPTD005". If "OPTD005" is listed then the device is a model 005 optical device. Continue with the next step in this procedure.
 - If you are viewing this SRC from the Product Activity Log (PAL) then the model will be listed near the top of the screen when view the details for the PAL entry. Record the model and Continue with the next step in this procedure.
 - Record the resource name logged for the SRC. Go to Hardware Service Manager in SST/DST and select "Locate resource by resource name". Enter the resource name you recorded. Select "Display detail" for that resource and record the model.
2. Is the device a model 005?
 - Yes - the device is a USB attached optical device being reported as a 6331 model 005 optical device. Before replacing parts ensure that the device has power from other than the USB cable. Use the following failing item list:
 - USB_CBL
 - USBCNVT

- OPTD005

- USB_IOA

- MEDIA

- No - the device is a 6331 optical device. Use the following failing item list:

- FI00870

- CNVTCRD

- FI01106

- STORIOA

- MEDIA

- FI01141

- FI01140

6331C010

Explanation: Undefined sense key returned by device.

Response: Perform the following:

1. Determine the device model using one of the methods below.
 - If you are viewing this SRC from the Service Action Log (SAL) then search for the symbolic FRU callout "OPTD005". If "OPTD005" is listed then the device is a model 005 optical device. Continue with the next step in this procedure.
 - If you are viewing this SRC from the Product Activity Log (PAL) then the model will be listed near the top of the screen when view the details for the PAL entry. Record the model and Continue with the next step in this procedure.
 - Record the resource name logged for the SRC. Go to Hardware Service Manager in SST/DST and select "Locate resource by resource name". Enter the resource name you recorded. Select "Display detail" for that resource and record the model.
2. Is the device a model 005?

- Yes - the device is a USB attached optical device being reported as a 6331 model 005 optical device. Before replacing parts ensure that the device has power from other than the USB cable. Use the following failing item list:
 - OPTD005
- No - the device is a 6331 optical device. Use the following failing item list:
 - FI00870

6331C020

Explanation: Configuration error.

Response: Perform the following:

1. Determine the device model using one of the methods below.
 - If you are viewing this SRC from the Service Action Log (SAL) then search for the symbolic FRU callout "OPTD005". If "OPTD005" is listed then the device is a model 005 optical device. Continue with the next step in this procedure.
 - If you are viewing this SRC from the Product Activity Log (PAL) then the model will be listed near the top of the screen when view the details for the PAL entry. Record the model and Continue with the next step in this procedure.
 - Record the resource name logged for the SRC. Go to Hardware Service Manager in SST/DST and select "Locate resource by resource name". Enter the resource name you recorded. Select "Display detail" for that resource and record the model.
2. Is the device a model 005?
 - Yes - the device is a USB attached optical device being reported as a 6331 model 005 optical device. Before replacing parts ensure that the device has power from other than the USB cable. Use the following failing item list:
 - OPTD005
 - No - the device is a 6331 optical device. Use the following failing item list:
 - FI00870

6331C022

Explanation: Unable to determine all device capabilities. Reported media support may be inaccurate. Function may be reduced.

Response: No action is required. This reference code is logged for information only.

Problem determination: Perform the following:

- If this device is a client virtual optical device:
 1. If no function reduction exists, no action is required.
 - Note: Inaccuracies in media support reporting is not likely to cause a functional problem.

2. Verify that the backing device on the server is varied on, operational, and not in exclusive use by another partition. Once these things are verified, IPL the virtual IOP on the client partition or vary the server partition's NWSD off and on.
 3. Ensure that the latest optical LIC PTFs have been applied to both the client and server partitions.
- If this device is NOT a client virtual optical device:
 1. If no function reduction exists, no action is required.
 2. This is likely a secondary error. Other PAL entries logged at approximately the same time as this one may explain the problem (e.g., interface errors may have prevented identification of device characteristics.)
 3. Ensure that the latest optical LIC PTFs have been applied.

6331C023

Explanation: Unable to determine all device capabilities or device characteristics are not supported with the current LIC. Writes will be blocked for this device. If a write is attempted, the device will be marked failed.

Response: No action is required. This reference code is logged for information only.

Problem determination: Perform the following:

1. If the device doesn't support writing to media, no action is required.
2. If any enabling PTFs have been specified for this device feature, verify they have been applied.
3. This may be a secondary error. Other PAL entries logged at approximately the same time as this one may explain the problem (e.g., interface errors may have prevented identification of device characteristics.)
4. Ensure that the latest optical LIC PTFs have been applied.

6331C100

Explanation: SCSI Bus error occurred.

Response: Perform the following:

1. Determine the device model using one of the methods below.
 - If you are viewing this SRC from the Service Action Log (SAL) then search for the symbolic FRU callout "OPTD005". If "OPTD005" is listed then the device is a model 005 optical device. Continue with the next step in this procedure.
 - If you are viewing this SRC from the Product Activity Log (PAL) then the model will be listed near the top of the screen when view the details

for the PAL entry. Record the model and Continue with the next step in this procedure.

- Record the resource name logged for the SRC. Go to Hardware Service Manager in SST/DST and select "Locate resource by resource name". Enter the resource name you recorded. Select "Display detail" for that resource and record the model.
2. Is the device a model 005?
- Yes - the device is a USB attached optical device being reported as a 6331 model 005 optical device. Before replacing parts ensure that the device has power from other than the USB cable. Use the following failing item list:
 - USB_CBL
 - USBCNVT
 - OPTD005
 - USB_IOA
 - MEDIA
 - No - the device is a 6331 optical device. Use the following failing item list:
 - FI00870
 - CNVTCRD
 - FI01106
 - STORIOA
 - MEDIA
 - FI01141
 - FI01140

6331C110

Explanation: SCSI command timeout occurred.

Response: Perform the following:

1. Determine the device model using one of the methods below.
 - If you are viewing this SRC from the Service Action Log (SAL) then search for the symbolic FRU callout "OPTD005". If "OPTD005" is listed then the device is a model 005 optical device. Continue with the next step in this procedure.
 - If you are viewing this SRC from the Product Activity Log (PAL) then the model will be listed near the top of the screen when view the details for the PAL entry. Record the model and Continue with the next step in this procedure.
 - Record the resource name logged for the SRC. Go to Hardware Service Manager in SST/DST and select "Locate resource by resource name". Enter the resource name you recorded. Select "Display detail" for that resource and record the model.
2. Is the device a model 005?
 - Yes - the device is a USB attached optical device being reported as a 6331 model 005 optical device. Before replacing parts ensure that the

device has power from other than the USB cable. Use the following failing item list:

- USB_CBL
 - USBCNVT
 - OPTD005
 - USB_IOA
 - MEDIA
- No - the device is a 6331 optical device. Use the following failing item list:
 - FI00870
 - CNVTCRD
 - FI01106
 - STORIOA
 - MEDIA
 - FI01141
 - FI01140

6331C210

Explanation: Unexpected device condition.

Response: The device successfully recovered from a temporary error.

No action is required. This reference code is logged for information only.

6331C300

Explanation: Media or device error occurred.

Response: Perform the following:

1. Clean the disk.
2. Attempt the failing operation again.
3. If the problem is corrected this ends the procedure. Otherwise continue with the next step in this procedure.
4. If cleaning the disk does not correct the problem, exchange the failing items. Determine the failing items with the following steps.
5. Determine the device model using one of the methods below.
 - If you are viewing this SRC from the Service Action Log (SAL) then search for the symbolic FRU callout "OPTD005". If "OPTD005" is listed then the device is a model 005 optical device. Continue with the next step in this procedure.
 - If you are viewing this SRC from the Product Activity Log (PAL) then the model will be listed near the top of the screen when view the details for the PAL entry. Record the model and Continue with the next step in this procedure.
 - Record the resource name logged for the SRC. Go to Hardware Service Manager in SST/DST and select "Locate resource by resource name". Enter the resource name you recorded. Select "Display detail" for that resource and record the model.

6. Is the device a model 005?
 - Yes - the device is a USB attached optical device being reported as a 6331 model 005 optical device. Before replacing the device ensure that the device has power from other than the USB cable. Use the following failing item list:
 - MEDIA
 - OPTD005
 - No - the device is a 6331 optical device. Use the following failing item list:
 - MEDIA
 - FI00870

6331C301

Explanation: Media or device error occurred.

Response: Dust check encountered. The optical media or the optical lens of the drive is dirty.

Clean the optical drive and the media contained in the drive.

6331C302

Explanation: Media or device error occurred.

Response: The device encountered an 'out of spare sectors' condition when writing to the media. The media can no longer be written to but is still readable.

Clean the optical drive and the media contained in the drive.

6331C303

Explanation: Media had an unknown format.

Response: No action required. This reference code is logged for information only.

6331C332

Explanation: Media or device error occurred.

Response: The device encountered an 'out of spare sectors' condition when writing to the media. The media can no longer be written to but is still readable.

Clean the optical drive and the media contained in the drive.

6331C333

Explanation: Incompatible media.

Response: Perform the following:

1. Verify that the disk has a supported format.
2. If the format is supported, clean the disk and attempt the failing operation again.

3. If the operation fails again and results in the same reference code, ask your media source for a replacement disk.
4. If cleaning or replacing the disk does not correct the problem, exchange the failing items. Determine the failing items with the following steps.
5. Determine the device model using one of the methods below.
 - If you are viewing this SRC from the Service Action Log (SAL) then search for the symbolic FRU callout "OPTD005". If "OPTD005" is listed then the device is a model 005 optical device. Continue with the next step in this procedure.
 - If you are viewing this SRC from the Product Activity Log (PAL) then the model will be listed near the top of the screen when view the details for the PAL entry. Record the model and Continue with the next step in this procedure.
 - Record the resource name logged for the SRC. Go to Hardware Service Manager in SST/DST and select "Locate resource by resource name". Enter the resource name you recorded. Select "Display detail" for that resource and record the model.

6. Is the device a model 005?

- Yes - the device is a USB attached optical device being reported as a 6331 model 005 optical device. Before replacing parts ensure that the device has power from other than the USB cable. Use the following failing item list:
 - MEDIA
 - OPTD005
- No - the device is a 6331 optical device. Use the following failing item list:
 - MEDIA
 - FI00870

6331C400

Explanation: Physical link error detected by device.

Response: Perform the following:

1. Determine the device model using one of the methods below.
 - If you are viewing this SRC from the Service Action Log (SAL) then search for the symbolic FRU callout "OPTD005". If "OPTD005" is listed then the device is a model 005 optical device. Continue with the next step in this procedure.
 - If you are viewing this SRC from the Product Activity Log (PAL) then the model will be listed near the top of the screen when view the details for the PAL entry. Record the model and Continue with the next step in this procedure.
 - Record the resource name logged for the SRC. Go to Hardware Service Manager in SST/DST and select "Locate resource by resource name". Enter

the resource name you recorded. Select "Display detail" for that resource and record the model.

2. Is the device a model 005?
 - Yes - the device is a USB attached optical device being reported as a 6331 model 005 optical device. Before replacing parts ensure that the device has power from other than the USB cable. Use the following failing item list:
 - USB_CBL
 - USBCNVT
 - OPTD005
 - USB_IOA
 - No - the device is a 6331 optical device. Use the following failing item list:
 - FI00870
 - CNVTCRD
 - FI01106
 - STORIOA
 - FI01140
 - FI01141

6331C401

Explanation: Device LIC reporting physical link error between USB IOA and USB attached SATA optical device.

Problem determination: Perform the following:

1. Look for USB adapter errors logged at about the same time as this event. The location code of the USB IOA may be given in the serviceable event view that you are working with. If there is a serviceable event for the USB IOA then work that problem and close this problem. Otherwise continue with the next step.
2. The device is a USB attached optical device being reported as a 6331 model 005 optical device. Before replacing parts ensure that the device has power from other than the USB cable. Power is supplied from the enclosure where the device is located. If the enclosure is a 9119-MxE system control unit then the device power and device service indicators are managed from the ASMI interface. If you have verified that the device has power then work the failing item list.

Failing Item:

- SVCDOCS
- USB_CBL
- USBCNVT
- OPTD005
- USB_IOA
- AJDGP01

6331C402

Explanation: Licensed Internal Code error.

Response: Ask your next level of support for assistance.

Failing Item:

- FI00130

6331CFF2

Explanation: Device not ready - Start Unit issued.

The device successfully recovered from a temporary error.

No action is required. This reference code is logged for information only.

6331CFF4

Explanation: Internal device error occurred.

Response:

1. Determine the failing items with the following steps.
2. Determine the device model using one of the methods below.
 - If you are viewing this SRC from the Service Action Log (SAL) then search for the symbolic FRU callout "OPTD005". If "OPTD005" is listed then the device is a model 005 optical device. Continue with the next step in this procedure.
 - If you are viewing this SRC from the Product Activity Log (PAL) then the model will be listed near the top of the screen when view the details for the PAL entry. Record the model and Continue with the next step in this procedure.
 - Record the resource name logged for the SRC. Go to Hardware Service Manager in SST/DST and select "Locate resource by resource name". Enter the resource name you recorded. Select "Display detail" for that resource and record the model.
3. Is the device a model 005?
 - Yes - the device is a USB attached optical device being reported as a 6331 model 005 optical device. Before replacing parts ensure that the device has power from other than the USB cable. Use the following failing item list:
 - OPTD005
 - MEDIA
 - No - the device is a 6331 optical device. Use the following failing item list:
 - FI00870
 - MEDIA

6331CFF6

Explanation: Device successfully recovered from a temporary error.

Response: No action is required. This reference code is logged for information only.

6331CFF7

Explanation: Recovered device error.

Response: The device successfully recovered from a temporary error.

No action is required. This reference code is logged for information only.

6331CFFE

Explanation: Recovered SCSI bus error.

Response: The device successfully recovered from a temporary error.

No action is required. This reference code is logged for information only.

6331FF09

Explanation: Licensed Internal Code for optical device was not upgraded.

Response: This reference code is logged for information only.

6331FF3D

Explanation: Recovered IOA error.

Response: The device successfully recovered from a temporary error.

No action is required. This reference code is logged for information only.

6331FF6D

Explanation: Recovered bus error.

Response: The device successfully recovered from a temporary error.

No action is required. This reference code is logged for information only.

(6333) Reference codes

An optical storage unit failure occurred.

Notes:

1. If the system is available, use online diagnostic tests when possible.
2. Use the Hardware Service Manager (HSM) verify function (via DST or SST) and verify that the unit is operating correctly.
3. Search the problem log (WRKPRB) for a recent optical storage entry that might assist in analyzing the problem. The WRKPRB entry will provide a reference code that can be found in the following table.

If the system is available, attempt the failing operation again with an optical media that is known to be good. Does the operation complete successfully?

Yes: The original optical media may be defective, or the problem may be intermittent. Attempt the failing operation again with the original optical media to verify. **This ends the procedure.**

No: Look at the 8 rightmost characters of the Data display for word 1. These 8 characters are the reference code. Find the reference code in the following table.

6333C000

Explanation: System log entry only, no service action required.

Response: No action is required. This reference code is logged for information only.

6333C002

Explanation: SCSI Selection or Reselection timeout occurred.

Failing Item:

- FI00870

- CNVTCRD
- FI01106
- STORIOA
- MEDIA
- FI01141
- FI01140

6333C010

Explanation: Undefined sense key returned by device.

Failing Item:

- FI00870

6333C020**Explanation:** Configuration error.**Failing Item:**

- FI00870
-

6333C022**Explanation:** Unable to determine all device capabilities. Reported media support may be inaccurate. Function may be reduced.**Response:** No action is required. This reference code is logged for information only.**Problem determination:** Perform the following:

- If this device is a client virtual optical device:
 1. If no function reduction exists, no action is required.
 - Note: Inaccuracies in media support reporting is not likely to cause a functional problem.
 2. Verify that the backing device on the server is varied on, operational, and not in exclusive use by another partition. Once these things are verified, IPL the virtual IOP on the client partition or vary the server partition's NWSD off and on.
 3. Ensure that the latest optical LIC PTFs have been applied to both the client and server partitions.
 - If this device is NOT a client virtual optical device:
 1. If no function reduction exists, no action is required.
 2. This is likely a secondary error. Other PAL entries logged at approximately the same time as this one may explain the problem (e.g., interface errors may have prevented identification of device characteristics.)
 3. Ensure that the latest optical LIC PTFs have been applied.
-

6333C023**Explanation:** Unable to determine all of the device capabilities or the device characteristics are not supported with the current LIC. Writes will be blocked for this device. If a write is attempted, the device will be marked failed.**Response:** No action is required. This reference code is logged for information only.**Problem determination:** Perform the following:

1. If the device doesn't support writing to media, no action is required.
 2. If any enabling PTFs have been specified for this device feature, verify they have been applied.
 3. This may be a secondary error. Other PAL entries logged at approximately the same time as this one
-

may explain the problem (e.g., interface errors may have prevented identification of device characteristics.)

4. Ensure that the latest optical LIC PTFs have been applied.
-

6333C100**Explanation:** SCSI Bus error occurred.**Failing Item:**

- FI00870
 - CNVTCRD
 - FI01106
 - STORIOA
 - MEDIA
 - FI01141
 - FI01140
-

6333C110**Explanation:** SCSI command timeout occurred.**Failing Item:**

- FI00870
 - CNVTCRD
 - FI01106
 - STORIOA
 - MEDIA
 - FI01141
 - FI01140
-

6333C210**Explanation:** Unexpected device condition.**Response:** The device successfully recovered from a temporary error.

No action is required. This reference code is logged for information only.

6333C300**Explanation:** Media or device error occurred.**Response:** Perform the following:

1. Clean the disk.
2. Attempt the failing operation again.
3. If this does not correct the problem, exchange the failing items.

Failing Item:

- MEDIA
 - FI00870
-

6333C301

Explanation: Media or device error occurred.

Response: Dust check encountered. The optical media or the optical lens of the drive is dirty.

Clean the optical drive and the media contained in the drive.

6333C302

Explanation: Media or device error occurred.

Response: The device encountered an 'out of spare sectors' condition when writing to the media. The media can no longer be written to but is still readable.

Clean the optical drive and the media contained in the drive.

6333C303

Explanation: Media had an unknown format.

Response: No action required. This reference code is logged for information only.

6333C332

Explanation: Media or device error occurred.

Response: The device encountered an 'out of spare sectors' condition when writing to the media. The media can no longer be written to but is still readable.

Clean the optical drive and the media contained in the drive.

6333C333

Explanation: Incompatible media.

Response: Perform the following:

1. Verify that the disk has a supported format.
2. If the format is supported, clean the disk and attempt the failing operation again.
3. If the operation fails again and results in the same reference code, ask your media source for a replacement disk.

Failing Item:

- MEDIA
 - FI00870
-

6333C400

Explanation: Physical link error detected by device.

Failing Item:

- FI00870
 - CNVTCRD
 - FI01106
-

- STORIOA
 - FI01140
 - FI01141
-

6333C402

Explanation: Licensed Internal Code error.

Response: Ask your next level of support for assistance.

Failing Item:

- FI00130
-

6333CFF2

Explanation: Device not ready - Start Unit issued.

The device successfully recovered from a temporary error.

No action is required. This reference code is logged for information only.

6333CFF4

Explanation: Internal device error occurred.

Failing Item:

- FI00870
 - MEDIA
-

6333CFF6

Explanation: Device successfully recovered from a temporary error.

Response: No action is required. This reference code is logged for information only.

6333CFF7

Explanation: Recovered device error.

Response: The device successfully recovered from a temporary error.

No action is required. This reference code is logged for information only.

6333CFFE

Explanation: Recovered SCSI bus error.

Response: The device successfully recovered from a temporary error.

No action is required. This reference code is logged for information only.

6333FF09

Explanation: Licensed Internal Code for optical device was not upgraded.

Response: This reference code is logged for information only.

6333FF3D

Explanation: Recovered IOA error.

Response: The device successfully recovered from a temporary error.

No action is required. This reference code is logged for information only.

6333FF6D

Explanation: Recovered SPD bus error.

Response: The device successfully recovered from a temporary error.

No action is required. This reference code is logged for information only.

(6336) Reference codes

An optical storage unit failure occurred.

Notes:

1. If the system is available, use online diagnostic tests when possible.
2. Use the Hardware Service Manager (HSM) verify function (via DST or SST) and verify that the unit is operating correctly.
3. Search the problem log (WRKPRB) for a recent optical storage entry that might assist in analyzing the problem. The WRKPRB entry will provide a reference code that can be found in the following table.

If the system is available, attempt the failing operation again with an optical media that is known to be good. Does the operation complete successfully?

Yes: The original optical media may be defective, or the problem may be intermittent. Attempt the failing operation again with the original optical media to verify. **This ends the procedure.**

No: Look at the 8 rightmost characters of the Data display for word 1. These 8 characters are the reference code. Find the reference code in the following table.

6336C000

Explanation: System log entry only, no service action required.

Response: No action is required. This reference code is logged for information only.

6336C002

Explanation: SCSI Selection or Reselection timeout occurred.

Failing Item:

- FI00870
 - CNVTCRD
 - FI01106
 - STORIOA
 - MEDIA
 - FI01141
 - FI01140
-

6336C010

Explanation: Undefined sense key returned by device.

Failing Item:

- FI00870
-

6336C020

Explanation: Configuration error.

Failing Item:

- FI00870
-

6336C022

Explanation: Unable to determine all device capabilities. Reported media support may be inaccurate. Function may be reduced.

Response: No action is required. This reference code is logged for information only.

Problem determination: Perform the following:

- If this device is a client virtual optical device:
 1. If no function reduction exists, no action is required.
 - Note: Inaccuracies in media support reporting is not likely to cause a functional problem.

2. Verify that the backing device on the server is varied on, operational, and not in exclusive use by another partition. Once these things are verified, IPL the virtual IOP on the client partition or vary the server partition's NWSD off and on.
 3. Ensure that the latest optical LIC PTFs have been applied to both the client and server partitions.
- If this device is NOT a client virtual optical device:
 1. If no function reduction exists, no action is required.
 2. This is likely a secondary error. Other PAL entries logged at approximately the same time as this one may explain the problem (e.g., interface errors may have prevented identification of device characteristics.)
 3. Ensure that the latest optical LIC PTFs have been applied.

6336C023

Explanation: Unable to determine all of the device capabilities or the device characteristics are not supported with the current LIC. Writes will be blocked for this device. If a write is attempted, the device will be marked failed.

Response: No action is required. This reference code is logged for information only.

Problem determination: Perform the following:

1. If the device doesn't support writing to media, no action is required.
2. If any enabling PTFs have been specified for this device feature, verify they have been applied.
3. This may be a secondary error. Other PAL entries logged at approximately the same time as this one may explain the problem (e.g., interface errors may have prevented identification of device characteristics.)
4. Ensure that the latest optical LIC PTFs have been applied.

6336C100

Explanation: SCSI Bus error occurred.

Failing Item:

- FI00870
- CNVTCRD
- FI01106
- STORIOA
- MEDIA
- FI01141
- FI01140

6336C110

Explanation: SCSI command timeout occurred.

Failing Item:

- FI00870
- CNVTCRD
- FI01106
- STORIOA
- MEDIA
- FI01141
- FI01140

6336C210

Explanation: Unexpected device condition.

Response: The device successfully recovered from a temporary error.

No action is required. This reference code is logged for information only.

6336C300

Explanation: Media or device error occurred.

Response: Perform the following:

1. Clean the disk.
2. Attempt the failing operation again.
3. If this does not correct the problem, exchange the failing items.

Failing Item:

- MEDIA
- FI00870

6336C301

Explanation: Media or device error occurred.

Response: Dust check encountered. The optical media or the optical lens of the drive is dirty.

Clean the optical drive and the media contained in the drive.

6336C302

Explanation: Media or device error occurred.

Response: The device encountered an 'out of spare sectors' condition when writing to the media. The media can no longer be written to but is still readable.

Clean the optical drive and the media contained in the drive.

6336C303

Explanation: Media had an unknown format.

Response: No action required. This reference code is logged for information only.

6336C332

Explanation: Media or device error occurred.

Response: The device encountered an 'out of spare sectors' condition when writing to the media. The media can no longer be written to but is still readable.

Clean the optical drive and the media contained in the drive.

6336C333

Explanation: Incompatible media.

Response: Perform the following:

1. Verify that the disk has a supported format.
2. If the format is supported, clean the disk and attempt the failing operation again.
3. If the operation fails again and results in the same reference code, ask your media source for a replacement disk.

Failing Item:

- MEDIA
 - FI00870
-

6336C400

Explanation: Physical link error detected by device.

Failing Item:

- FI00870
 - CNVTCRD
 - FI01106
 - STORIOA
 - FI01140
 - FI01141
-

6336C402

Explanation: Licensed Internal Code error.

Response: Ask your next level of support for assistance.

Failing Item:

- FI00130
-

6336CFF2

Explanation: Device not ready - Start Unit issued.

The device successfully recovered from a temporary error.

No action is required. This reference code is logged for information only.

6336CFF4

Explanation: Internal device error occurred.

Failing Item:

- FI00870
 - MEDIA
-

6336CFF6

Explanation: Device successfully recovered from a temporary error.

Response: No action is required. This reference code is logged for information only.

6336CFF7

Explanation: Recovered device error.

Response: The device successfully recovered from a temporary error.

No action is required. This reference code is logged for information only.

6336CFFE

Explanation: Recovered SCSI bus error.

Response: The device successfully recovered from a temporary error.

No action is required. This reference code is logged for information only.

6336FF09

Explanation: Licensed Internal Code for optical device was not upgraded.

Response: This reference code is logged for information only.

6336FF3D

Explanation: Recovered IOA error.

Response: The device successfully recovered from a temporary error.

No action is required. This reference code is logged for information only.

6336FF6D

Explanation: Recovered SPD bus error.

Response: The device successfully recovered from a temporary error.

No action is required. This reference code is logged for information only.

(6337) Reference codes

An optical storage unit failure occurred.

Notes:

1. If the system is available, use online diagnostic tests when possible.
2. Use the Hardware Service Manager (HSM) verify function (via DST or SST) and verify that the unit is operating correctly.
3. Search the problem log (WRKPRB) for a recent optical storage entry that might assist in analyzing the problem. The WRKPRB entry will provide a reference code that can be found in the following table.

If the system is available, attempt the failing operation again with an optical media that is known to be good. Does the operation complete successfully?

Yes: The original optical media may be defective, or the problem may be intermittent. Attempt the failing operation again with the original optical media to verify. **This ends the procedure.**

No: Look at the 8 rightmost characters of the Data display for word 1. These 8 characters are the reference code. Find the reference code in the following table.

6337C000

Explanation: System log entry only, no service action required.

Response: No action is required. This reference code is logged for information only.

- FI00870

6337C002

Explanation: SCSI Selection or Reselection timeout occurred.

Failing Item:

- FI00870
- CNVTCRD
- FI01106
- STORIOA
- MEDIA
- FI01141
- FI01140

6337C022

Explanation: Unable to determine all device capabilities. Reported media support may be inaccurate. Function may be reduced.

Response: No action is required. This reference code is logged for information only.

Problem determination: Perform the following:

- If this device is a client virtual optical device:
 1. If no function reduction exists, no action is required.
 - Note: Inaccuracies in media support reporting is not likely to cause a functional problem.
 2. Verify that the backing device on the server is varied on, operational, and not in exclusive use by another partition. Once these things are verified, IPL the virtual IOP on the client partition or vary the server partition's NWSD off and on.
 3. Ensure that the latest optical LIC PTFs have been applied to both the client and server partitions.
- If this device is NOT a client virtual optical device:
 1. If no function reduction exists, no action is required.
 2. This is likely a secondary error. Other PAL entries logged at approximately the same time as this one may explain the problem (e.g., interface errors may have prevented identification of device characteristics.)

6337C010

Explanation: Undefined sense key returned by device.

Failing Item:

- FI00870

6337C020

Explanation: Configuration error.

Failing Item:

3. Ensure that the latest optical LIC PTFs have been applied.

6337C023

Explanation: Unable to determine all of the device capabilities or the device characteristics are not supported with the current LIC. Writes will be blocked for this device. If a write is attempted, the device will be marked failed.

Response: No action is required. This reference code is logged for information only.

Problem determination: Perform the following:

1. If the device doesn't support writing to media, no action is required.
2. If any enabling PTFs have been specified for this device feature, verify they have been applied.
3. This may be a secondary error. Other PAL entries logged at approximately the same time as this one may explain the problem (e.g., interface errors may have prevented identification of device characteristics.)
4. Ensure that the latest optical LIC PTFs have been applied.

6337C100

Explanation: SCSI Bus error occurred.

Failing Item:

- FI00870
- CNVTCRD
- FI01106
- STORIOA
- MEDIA
- FI01141
- FI01140

6337C110

Explanation: SCSI command timeout occurred.

Failing Item:

- FI00870
- CNVTCRD
- FI01106
- STORIOA
- MEDIA
- FI01141
- FI01140

6337C210

Explanation: Unexpected device condition.

Response: The device successfully recovered from a temporary error.

No action is required. This reference code is logged for information only.

6337C300

Explanation: Media or device error occurred.

Response: Perform the following:

1. Clean the disk.
2. Attempt the failing operation again.
3. If this does not correct the problem, exchange the failing items.

Failing Item:

- MEDIA
- FI00870

6337C301

Explanation: Media or device error occurred.

Response: Dust check encountered. The optical media or the optical lens of the drive is dirty.

Clean the optical drive and the media contained in the drive.

6337C302

Explanation: Media or device error occurred.

Response: The device encountered an 'out of spare sectors' condition when writing to the media. The media can no longer be written to but is still readable.

Clean the optical drive and the media contained in the drive.

6337C303

Explanation: Media had an unknown format.

Response: No action required. This reference code is logged for information only.

6337C332

Explanation: Media or device error occurred.

Response: The device encountered an 'out of spare sectors' condition when writing to the media. The media can no longer be written to but is still readable.

Clean the optical drive and the media contained in the drive.

6337C333

Explanation: Incompatible media.

Response: Perform the following:

1. Verify that the disk has a supported format.
2. If the format is supported, clean the disk and attempt the failing operation again.
3. If the operation fails again and results in the same reference code, ask your media source for a replacement disk.

Failing Item:

- MEDIA
 - FI00870
-

6337C400

Explanation: Physical link error detected by device.

Failing Item:

- FI00870
 - CNVTCRD
 - FI01106
 - STORIOA
 - FI01140
 - FI01141
-

6337C402

Explanation: Licensed Internal Code error.

Response: Ask your next level of support for assistance.

Failing Item:

- FI00130
-

6337CFF2

Explanation: Device not ready - Start Unit issued.

The device successfully recovered from a temporary error.

No action is required. This reference code is logged for information only.

6337CFF4

Explanation: Internal device error occurred.

Failing Item:

- FI00870
 - MEDIA
-

6337CFF6

Explanation: Device successfully recovered from a temporary error.

Response: No action is required. This reference code is logged for information only.

6337CFF7

Explanation: Recovered device error.

Response: The device successfully recovered from a temporary error.

No action is required. This reference code is logged for information only.

6337CFFE

Explanation: Recovered SCSI bus error.

Response: The device successfully recovered from a temporary error.

No action is required. This reference code is logged for information only.

6337FF09

Explanation: Licensed Internal Code for optical device was not upgraded.

Response: This reference code is logged for information only.

6337FF3D

Explanation: Recovered IOA error.

Response: The device successfully recovered from a temporary error.

No action is required. This reference code is logged for information only.

6337FF6D

Explanation: Recovered SPD bus error.

Response: The device successfully recovered from a temporary error.

No action is required. This reference code is logged for information only.

(6382) Reference codes

A tape or tape library device failure occurred.

Note: Use this table to handle reference codes that might be displayed during a type D IPL to install the operating system. If you are not performing a type D IPL of the operating system, consult any error logs found in the serviceable event view. If you cannot locate an error log in the serviceable event view that corresponds with the failure, run a verification test for the tape unit.

1. Verify that the device has power.
2. Check the device for any error indications. Refer to the device service information to resolve any error indications.
3. Clean the recording head in the tape device.
4. Attempt the failing operation again. Does the operation complete successfully?

Yes: You have corrected the problem. **This ends the procedure.**

No: Look at the 8 rightmost characters of the Data display for Function 11, which represent the reference code. Find the reference code in the following list.

63823000

Explanation: I/O adapter hardware error detected.

Failing Item:

- FI01112

- An unsupported device type or model is attached.

Failing Item:

- TAPCNFG
- FI00871
- PTFSRCH

63823202

Explanation: Tape unit configuration error.

Response: Before exchanging any parts, verify that the following condition is not present:

- The attached device type or model is only supported on an I/O adapter that is attached to an I/O processor.

Failing Item:

- TAPCNFG
- FI00871

63829100

Explanation: Interface error detected by system or by tape unit.

Response: If the attached device is an external device, do the following before exchanging any parts:

1. Ensure that the signal cable is seated correctly, and that there are no bent or damaged pins on the cable.
2. For a SCSI attached device ensure that a terminating plug is attached to the device end of the cable.

63823400

Explanation: Device error has occurred.

Failing Item:

- FI00872
- DEVTERM
- FI00871
- FI01103
- FI01106

If the attached tape device is owned by a Virtual I/O Server partition refer to Troubleshooting the Virtual I/O Server to determine the parts to replace.

Failing Item:

- FI00871
- FI01112
- FI00872
- DEVTERM

63829020

Explanation: Tape unit configuration error.

Response: Before exchanging any parts, verify that the following conditions are not present:

- Tape and DASD devices attached to an I/O Processor that does not support Tape and Dasd devices at the same time.

Explanation: Fibre Channel interface error detected.

Response: If the attached device is an external device, do the following before exchanging any parts:

1. Ensure that the Fibre Channel cable is correctly connected to the ports.
2. Clean the Fibre Channel connectors.

3. If there is a switch or hub attached, verify that it is operational.
4. If there is a gateway device attached, refer to the gateway device service documentation for additional problem analysis procedures.
5. refer to the tape device service documentation for additional problem analysis procedures.

If the attached tape device is owned by a Virtual I/O Server partition refer to Troubleshooting the Virtual I/O Server to determine the parts to replace.

Failing Item:

- FCIOA
- FCDEV
- FCCABLE

63829102

Explanation: Gateway device detected a SCSI interface error.

Response: Use the gateway device service documentation to analyze the problem.

Failing Item:

- FI00871
- FCGATE
- FI00872
- DEVTERM

63829103

Explanation: Interface error detected by system or by tape unit.

Response: If the attached device is an external tape device, do the following before exchanging any parts:

1. Ensure that the SAS cable is correctly connected to the ports.
2. Ensure that the device has power.

If the attached tape device is owned by a Virtual I/O Server partition refer to Troubleshooting the Virtual I/O Server to determine the parts to replace.

Failing Item:

- FI00871
- FI01112
- SASCABL

63829104

Explanation: Interface error detected by system or by tape unit.

Response: If the attached device is an external tape device, do the following before exchanging any parts:

1. Ensure that the USB cable is correctly connected to the ports.
2. Ensure that the device has power.

If the attached tape device is owned by a Virtual I/O Server partition refer to Troubleshooting the Virtual I/O Server to determine the parts to replace.

Failing Item:

- USB_DEV
- USB_IOA
- USB_CBL

63829200

Explanation: Tape unit is not responding.

Response: If the attached device is an external device, do the following before exchanging any parts:

1. Ensure that the device is powered on.
2. Ensure that the signal cable is seated correctly, and that there are no bent or damaged pins on the cable.
3. For a SCSI attached device ensure that a terminating plug is attached to the device end of the SCSI cable.

If the attached tape device is owned by a Virtual I/O Server partition refer to Troubleshooting the Virtual I/O Server to determine the parts to replace.

Failing Item:

- FI00871
- FI01112
- FI00872
- DEVTERM

63829201

Explanation: Tape unit command timeout.

Response: If the attached device is an external device, do the following before exchanging any parts:

1. Ensure that the device is powered on.
2. If an interposer is required, make sure that it is connected between the I/O processor and the SCSI cable.
3. Ensure that the signal cable is seated correctly, and that there are no bent or damaged pins on the SCSI cable.
4. Ensure that a terminating plug is attached to the device end of the SCSI cable.
5. If the attached tape device is owned by a Virtual I/O Server partition it may be necessary to reset the virtual IOP to recover from the error.

Failing Item:

- FI00871
- FI01112

- FI00872
- DEVTERM
- MEDIA

63829202

Explanation: Tape unit failed after Licensed Internal Code was loaded.

Response: If the attached device is an external device, do the following before exchanging any parts:

1. Ensure that the device is powered on.
2. If an interposer is required, make sure that it is connected between the I/O processor and the SCSI cable.
3. Ensure that the SCSI cable is seated correctly, and that there are no bent or damaged pins on the SCSI cable.
4. Ensure that a terminating plug is attached to the device end of the SCSI cable.

Failing Item:

- FI00871
- FI01112
- FI00872
- DEVTERM

63829210

Explanation: Illegal or unsupported tape unit response.

Failing Item:

- FI00871
- FI01112
- PTFSRCH

63829211

Explanation: Gateway device detected a bus protocol error.

Response: Use the gateway device service documentation to analyze the problem.

Failing Item:

- FCGATE
- FCIOA
- FI00871
- ANYFC
- FCCABLE
- FI00872
- DEVTERM

63829220

Explanation: Hardware configuration change detected.

Response: The tape device or tape library device has reported a configuration change that requires the I/O processor to be reset. Reset the I/O processor before using the device.

63829221

Explanation: I/O path change occurred.

Response: No action required. This reference code is logged for information only.

63829300

Explanation: Tape unit failure.

Failing Item:

- FI00871

63829301

Explanation: Tape device failure, redundancy lost.

Response: The tape unit detected a hardware failure that does not prevent the tape unit from completing the current operation.

Failing Item:

- FI00871

63829302

Explanation: Tape device failure or media error.

Response: The tape unit detected a failure that may be caused by a hardware failure or a media error.

Refer to the tape unit service information for possible information on diagnostic tests that can be run to isolate between hardware and media failures.

Failing Item:

- MEDIA
- FI00871

63829303

Explanation: Gateway device failure.

Response: Use the gateway device service documentation to analyze the problem.

Failing Item:

- FCGATE

63829304

Explanation: Tape unit failure.

Response: Before exchanging any parts, do the following:

1. Ensure that the EKM/TKLM server is operational and properly configured.
2. Ensure that the mounted cartridge is in the EKM/TKLM server database.

Failing Item:

- USER
 - FI00871
-

63829310

Explanation: Licensed Internal Code for the tape unit is not correct.

Failing Item:

- PTFSRCH
 - FI00871
-

63829320

Explanation: Tape device Licensed Internal Code failure.

Failing Item:

- FI00130
 - FI00871
-

63829321

Explanation: Gateway device Licensed Internal Code error.

Response: Use the gateway device service documentation to analyze the problem.

Failing Item:

- FCCODE
-

63829350

Explanation: Tape unit detected a read or write error on tape medium.

Response: A permanent read or write error occurred. Clean the tape unit and retry the operation.

If cleaning the tape unit does not correct the problem, exchange the tape media.

Failing Item:

- MEDIA
 - TAPCLN
 - FI00871
-

63829351

Explanation: Tape with excessive error rate was mounted in tape device.

Response: The tape unit detected that the mounted tape cartridge has a history of excessive read and write errors. It is recommended that you exchange the tape cartridge.

Failing Item:

- MEDIA
 - TAPCLN
 - FI00871
-

63829355

Explanation: The data format is incorrect; the tape cannot be read.

Response: The tape unit has detected that the data format on the tape media is not supported or that the tape media is defective. Do the following before exchanging any parts:

1. Initialize the tape to a different format.
2. Clean the tape unit.

If the operation continues to fail, use a different tape cartridge.

Failing Item:

- USER
 - MEDIA
 - TAPCLN
 - FI00871
-

63829500

Explanation: Licensed Internal Code error.

Response: If the system is operational, perform a dump of the I/O processor data.

Failing Item:

- PTFSRCH
-

63829501

Explanation: Licensed Internal Code error.

Failing Item:

- PTFSRCH
-

63829800

Explanation: System successfully recovered from temporary I/O error.

Response: No action required. This reference code is logged for information only.

63829801

Explanation: System successfully recovered from temporary I/O error.

Response: No action required. This reference code is logged for information only.

63829802

Explanation: System successfully recovered from temporary I/O error.

Response: No action required. This reference code is logged for information only.

63829803

Explanation: System successfully recovered from temporary I/O error.

Response: No action required. This reference code is logged for information only.

63829804

Explanation: System successfully recovered from temporary I/O error.

Response: No action required. This reference code is logged for information only.

63829805

Explanation: System successfully recovered from temporary I/O error.

Response: No action required. This reference code is logged for information only.

63829806

Explanation: System successfully recovered from temporary I/O error.

Response: No action required. This reference code is logged for information only.

63829810

Explanation: Problem analysis has determined a part should be replaced.

Response: This reference code is used for ending Online Problem Analysis with a list of failing items. (Information Only.)

(6383) Reference codes

A tape or tape library device failure occurred.

63829899

Explanation: Problem analysis completed, the problem has been corrected.

Response: This reference code is used for ending Online Problem Analysis when no problem was found or the problem was corrected.

63829900

Explanation: Licensed Internal Code for tape unit was not upgraded.

Response: The I/O processor loading of Licensed Internal Code (LIC) to the programmable tape unit was not completed.

The tape unit will continue to operate with the previous LIC. You may do either of the following:

- Wait for next IPL when the system will attempt to load the LIC for the tape drive again.
- Perform TUIPI04 to reset the IOP and the tape unit. When the IOP is reset, if the device has the wrong level of LIC, the IOP will attempt to load the new LIC.

Failing Item:

- USER
-

63829901

Explanation: Tape performance statistics logged.

Response: No action required. This reference code is logged for information only.

63829902

Explanation: An IOP dump was initiated.

Response: No action required.

63829903

Explanation: Tape device information logged.

Response: No action required. This reference code is logged for information only.

6382FFF6

Explanation: Tape volume statistics logged (no action required).

Note: Use this table to handle reference codes that might be displayed during a type D IPL to install the operating system. If you are not performing a type D IPL of the operating system, consult any error logs found in the serviceable event view. If you cannot locate an error log in the serviceable event view that corresponds with the failure, run a verification test for the tape unit.

1. Verify that the device has power.
2. Check the device for any error indications. Refer to the device service information to resolve any error indications.
3. Clean the recording head in the tape device.
4. Attempt the failing operation again. Does the operation complete successfully?

Yes: You have corrected the problem. **This ends the procedure.**

No: Look at the 8 rightmost characters of the Data display for Function 11, which represent the reference code. Find the reference code in the following list.

63833000

Explanation: I/O adapter hardware error detected.

Failing Item:

- FI01112

63833202

Explanation: Tape unit configuration error.

Response: Before exchanging any parts, verify that the following condition is not present:

- The attached device type or model is only supported on an I/O adapter that is attached to an I/O processor.

Failing Item:

- TAPCNFG
- FI00871

63833400

Explanation: Device error has occurred.

Failing Item:

- FI00872
- DEVTERM
- FI00871
- FI01103
- FI01106

63839020

Explanation: Tape unit configuration error.

Response: Before exchanging any parts, verify that the following conditions are not present:

- Tape and DASD devices attached to an I/O Processor that does not support Tape and Dasd devices at the same time.
- An unsupported device type or model is attached.

Failing Item:

- TAPCNFG

- FI00871
- PTFSRCH

63839100

Explanation: Interface error detected by system or by tape unit.

Response: If the attached device is an external device, do the following before exchanging any parts:

1. Ensure that the signal cable is seated correctly, and that there are no bent or damaged pins on the cable.
2. For a SCSI attached device ensure that a terminating plug is attached to the device end of the cable.

If the attached tape device is owned by a Virtual I/O Server partition refer to Troubleshooting the Virtual I/O Server to determine the parts to replace.

Failing Item:

- FI00871
- FI01112
- FI00872
- DEVTERM

63839101

Explanation: Fibre Channel interface error detected.

Response: If the attached device is an external device, do the following before exchanging any parts:

1. Ensure that the Fibre Channel cable is correctly connected to the ports.
2. Clean the Fibre Channel connectors.
3. If there is a switch or hub attached, verify that it is operational.
4. If there is a gateway device attached, refer to the gateway device service documentation for additional problem analysis procedures.
5. refer to the tape device service documentation for additional problem analysis procedures.

If the attached tape device is owned by a Virtual I/O Server partition refer to Troubleshooting the Virtual I/O Server to determine the parts to replace.

Failing Item:

- FCIOA
- FCDEV
- FCCABLE

63839102

Explanation: Gateway device detected a SCSI interface error.

Response: Use the gateway device service documentation to analyze the problem.

Failing Item:

- FI00871
- FCGATE
- FI00872
- DEVTERM

63839103

Explanation: Interface error detected by system or by tape unit.

Response: If the attached device is an external tape device, do the following before exchanging any parts:

1. Ensure that the SAS cable is correctly connected to the ports.
2. Ensure that the device has power.

If the attached tape device is owned by a Virtual I/O Server partition refer to Troubleshooting the Virtual I/O Server to determine the parts to replace.

Failing Item:

- FI00871
- FI01112
- SASCABL

63839104

Explanation: Interface error detected by system or by tape unit.

Response: If the attached device is an external tape device, do the following before exchanging any parts:

1. Ensure that the USB cable is correctly connected to the ports.
2. Ensure that the device has power.

If the attached tape device is owned by a Virtual I/O Server partition refer to Troubleshooting the Virtual I/O Server to determine the parts to replace.

Failing Item:

- USB_DEV

- USB_IOA
- USB_CBL

63839200

Explanation: Tape unit is not responding.

Response: If the attached device is an external device, do the following before exchanging any parts:

1. Ensure that the device is powered on.
2. Ensure that the signal cable is seated correctly, and that there are no bent or damaged pins on the cable.
3. For a SCSI attached device ensure that a terminating plug is attached to the device end of the SCSI cable.

If the attached tape device is owned by a Virtual I/O Server partition refer to Troubleshooting the Virtual I/O Server to determine the parts to replace.

Failing Item:

- FI00871
- FI01112
- FI00872
- DEVTERM

63839201

Explanation: Tape unit command timeout.

Response: If the attached device is an external device, do the following before exchanging any parts:

1. Ensure that the device is powered on.
2. If an interposer is required, make sure that it is connected between the I/O processor and the SCSI cable.
3. Ensure that the signal cable is seated correctly, and that there are no bent or damaged pins on the SCSI cable.
4. Ensure that a terminating plug is attached to the device end of the SCSI cable.
5. If the attached tape device is owned by a Virtual I/O Server partition it may be necessary to reset the virtual IOP to recover from the error.

Failing Item:

- FI00871
- FI01112
- FI00872
- DEVTERM
- MEDIA

63839202

Explanation: Tape unit failed after Licensed Internal Code was loaded.

Response: If the attached device is an external device,

do the following before exchanging any parts:

1. Ensure that the device is powered on.
2. If an interposer is required, make sure that it is connected between the I/O processor and the SCSI cable.
3. Ensure that the SCSI cable is seated correctly, and that there are no bent or damaged pins on the SCSI cable.
4. Ensure that a terminating plug is attached to the device end of the SCSI cable.

Failing Item:

- FI00871
- FI01112
- FI00872
- DEVTERM

63839210

Explanation: Illegal or unsupported tape unit response.

Failing Item:

- FI00871
- FI01112
- PTFSRCH

63839211

Explanation: Gateway device detected a bus protocol error.

Response: Use the gateway device service documentation to analyze the problem.

Failing Item:

- FCGATE
- FCIOA
- FI00871
- ANYFC
- FCCABLE
- FI00872
- DEVTERM

63839220

Explanation: Hardware configuration change detected.

Response: The tape device or tape library device has reported a configuration change that requires the I/O processor to be reset. Reset the I/O processor before using the device.

63839221

Explanation: I/O path change occurred.

Response: No action required. This reference code is logged for information only.

63839300

Explanation: Tape unit failure.

Failing Item:

- FI00871

63839301

Explanation: Tape device failure, redundancy lost.

Response: The tape unit detected a hardware failure that does not prevent the tape unit from completing the current operation.

Failing Item:

- FI00871

63839302

Explanation: Tape device failure or media error.

Response: The tape unit detected a failure that may be caused by a hardware failure or a media error.

Refer to the tape unit service information for possible information on diagnostic tests that can be run to isolate between hardware and media failures.

Failing Item:

- MEDIA
- FI00871

63839303

Explanation: Gateway device failure.

Response: Use the gateway device service documentation to analyze the problem.

Failing Item:

- FCGATE

63839304

Explanation: Tape unit failure.

Response: Before exchanging any parts, do the following:

1. Ensure that the EKM/TKLM server is operational and properly configured.
2. Ensure that the mounted cartridge is in the EKM/TKLM server database.

Failing Item:

- USER

- FI00871

63839310

Explanation: Licensed Internal Code for the tape unit is not correct.

Failing Item:

- PTFSRCH
- FI00871

63839320

Explanation: Tape device Licensed Internal Code failure.

Failing Item:

- FI00130
- FI00871

63839321

Explanation: Gateway device Licensed Internal Code error.

Response: Use the gateway device service documentation to analyze the problem.

Failing Item:

- FCCODE

63839350

Explanation: Tape unit detected a read or write error on tape medium.

Response: A permanent read or write error occurred. Clean the tape unit and retry the operation.

If cleaning the tape unit does not correct the problem, exchange the tape media.

Failing Item:

- MEDIA
- TAPCLN
- FI00871

63839351

Explanation: Tape with excessive error rate was mounted in tape device.

Response: The tape unit detected that the mounted tape cartridge has a history of excessive read and write errors. It is recommended that you exchange the tape cartridge.

Failing Item:

- MEDIA
- TAPCLN
- FI00871

63839355

Explanation: The data format is incorrect; the tape cannot be read.

Response: The tape unit has detected that the data format on the tape media is not supported or that the tape media is defective. Do the following before exchanging any parts:

1. Initialize the tape to a different format.
2. Clean the tape unit.

If the operation continues to fail, use a different tape cartridge.

Failing Item:

- USER
- MEDIA
- TAPCLN
- FI00871

63839500

Explanation: Licensed Internal Code error.

Response: If the system is operational, perform a dump of the I/O processor data.

Failing Item:

- PTFSRCH

63839501

Explanation: Licensed Internal Code error.

Failing Item:

- PTFSRCH

63839800

Explanation: System successfully recovered from temporary I/O error.

Response: No action required. This reference code is logged for information only.

63839801

Explanation: System successfully recovered from temporary I/O error.

Response: No action required. This reference code is logged for information only.

63839802

Explanation: System successfully recovered from temporary I/O error.

Response: No action required. This reference code is logged for information only.

63839803

Explanation: System successfully recovered from temporary I/O error.

Response: No action required. This reference code is logged for information only.

63839804

Explanation: System successfully recovered from temporary I/O error.

Response: No action required. This reference code is logged for information only.

63839805

Explanation: System successfully recovered from temporary I/O error.

Response: No action required. This reference code is logged for information only.

63839806

Explanation: System successfully recovered from temporary I/O error.

Response: No action required. This reference code is logged for information only.

63839810

Explanation: Problem analysis has determined a part should be replaced.

Response: This reference code is used for ending Online Problem Analysis with a list of failing items. (Information Only.)

63839899

Explanation: Problem analysis completed, the problem has been corrected.

Response: This reference code is used for ending Online Problem Analysis when no problem was found

or the problem was corrected.

63839900

Explanation: Licensed Internal Code for tape unit was not upgraded.

Response: The I/O processor loading of Licensed Internal Code (LIC) to the programmable tape unit was not completed.

The tape unit will continue to operate with the previous LIC. You may do either of the following:

- Wait for next IPL when the system will attempt to load the LIC for the tape drive again.
- Perform TUIP04 to reset the IOP and the tape unit. When the IOP is reset, if the device has the wrong level of LIC, the IOP will attempt to load the new LIC.

Failing Item:

- USER
-

63839901

Explanation: Tape performance statistics logged.

Response: No action required. This reference code is logged for information only.

63839902

Explanation: An IOP dump was initiated.

Response: No action required.

63839903

Explanation: Tape device information logged.

Response: No action required. This reference code is logged for information only.

6383FFF6

Explanation: Tape volume statistics logged (no action required).

(6384) Reference codes

A tape or tape library device failure occurred.

Note: Use this table to handle reference codes that might be displayed during a type D IPL to install the operating system. If you are not performing a type D IPL of the operating system, consult any error logs found in the serviceable event view. If you cannot locate an error log in the serviceable event view that corresponds with the failure, run a verification test for the tape unit.

1. Verify that the device has power.
2. Check the device for any error indications. Refer to the device service information to resolve any error indications.
3. Clean the recording head in the tape device.

4. Attempt the failing operation again. Does the operation complete successfully?

Yes: You have corrected the problem. **This ends the procedure.**

No: Look at the 8 rightmost characters of the Data display for Function 11, which represent the reference code. Find the reference code in the following list.

63843000

Explanation: I/O adapter hardware error detected.

Failing Item:

- FI01112

63843202

Explanation: Tape unit configuration error.

Response: Before exchanging any parts, verify that the following condition is not present:

- The attached device type or model is only supported on an I/O adapter that is attached to an I/O processor.

Failing Item:

- TAPCNFG
- FI00871

63843400

Explanation: Device error has occurred.

Failing Item:

- FI00872
- DEVTERM
- FI00871
- FI01103
- FI01106

63849020

Explanation: Tape unit configuration error.

Response: Before exchanging any parts, verify that the following conditions are not present:

- Tape and DASD devices attached to an I/O Processor that does not support Tape and Dasd devices at the same time.
- An unsupported device type or model is attached.

Failing Item:

- TAPCNFG
- FI00871
- PTFSRCH

63849100

Explanation: Interface error detected by system or by tape unit.

Response: If the attached device is an external device, do the following before exchanging any parts:

1. Ensure that the signal cable is seated correctly, and that there are no bent or damaged pins on the cable.
2. For a SCSI attached device ensure that a terminating plug is attached to the device end of the cable.

If the attached tape device is owned by a Virtual I/O Server partition refer to Troubleshooting the Virtual I/O Server to determine the parts to replace.

Failing Item:

- FI00871
- FI01112
- FI00872
- DEVTERM

63849101

Explanation: Fibre Channel interface error detected.

Response: If the attached device is an external device, do the following before exchanging any parts:

1. Ensure that the Fibre Channel cable is correctly connected to the ports.
2. Clean the Fibre Channel connectors.
3. If there is a switch or hub attached, verify that it is operational.
4. If there is a gateway device attached, refer to the gateway device service documentation for additional problem analysis procedures.
5. refer to the tape device service documentation for additional problem analysis procedures.

If the attached tape device is owned by a Virtual I/O Server partition refer to Troubleshooting the Virtual I/O Server to determine the parts to replace.

Failing Item:

- FCIOA
- FCDEV
- FCCABLE

63849102

Explanation: Gateway device detected a SCSI interface error.

Response: Use the gateway device service documentation to analyze the problem.

Failing Item:

- FI00871
- FCGATE

- FI00872
- DEVTERM

63849103

Explanation: Interface error detected by system or by tape unit.

Response: If the attached device is an external tape device, do the following before exchanging any parts:

1. Ensure that the SAS cable is correctly connected to the ports.
2. Ensure that the device has power.

If the attached tape device is owned by a Virtual I/O Server partition refer to Troubleshooting the Virtual I/O Server to determine the parts to replace.

Failing Item:

- FI00871
- FI01112
- SASCABL

63849104

Explanation: Interface error detected by system or by tape unit.

Response: If the attached device is an external tape device, do the following before exchanging any parts:

1. Ensure that the USB cable is correctly connected to the ports.
2. Ensure that the device has power.

If the attached tape device is owned by a Virtual I/O Server partition refer to Troubleshooting the Virtual I/O Server to determine the parts to replace.

Failing Item:

- USB_DEV
- USB_IOA
- USB_CBL

63849200

Explanation: Tape unit is not responding.

Response: If the attached device is an external device, do the following before exchanging any parts:

1. Ensure that the device is powered on.
2. Ensure that the signal cable is seated correctly, and that there are no bent or damaged pins on the cable.
3. For a SCSI attached device ensure that a terminating plug is attached to the device end of the SCSI cable.

If the attached tape device is owned by a Virtual I/O Server partition refer to Troubleshooting the Virtual I/O Server to determine the parts to replace.

Failing Item:

- FI00871
- FI01112
- FI00872
- DEVTERM

63849201

Explanation: Tape unit command timeout.

Response: If the attached device is an external device, do the following before exchanging any parts:

1. Ensure that the device is powered on.
2. If an interposer is required, make sure that it is connected between the I/O processor and the SCSI cable.
3. Ensure that the signal cable is seated correctly, and that there are no bent or damaged pins on the SCSI cable.
4. Ensure that a terminating plug is attached to the device end of the SCSI cable.
5. If the attached tape device is owned by a Virtual I/O Server partition it may be necessary to reset the virtual IOP to recover from the error.

Failing Item:

- FI00871
- FI01112
- FI00872
- DEVTERM
- MEDIA

63849202

Explanation: Tape unit failed after Licensed Internal Code was loaded.

Response: If the attached device is an external device, do the following before exchanging any parts:

1. Ensure that the device is powered on.
2. If an interposer is required, make sure that it is connected between the I/O processor and the SCSI cable.
3. Ensure that the SCSI cable is seated correctly, and that there are no bent or damaged pins on the SCSI cable.
4. Ensure that a terminating plug is attached to the device end of the SCSI cable.

Failing Item:

- FI00871
- FI01112
- FI00872
- DEVTERM

63849210

Explanation: Illegal or unsupported tape unit response.

Failing Item:

- FI00871
 - FI01112
 - PTFSRCH
-

63849211

Explanation: Gateway device detected a bus protocol error.

Response: Use the gateway device service documentation to analyze the problem.

Failing Item:

- FCGATE
 - FCIOA
 - FI00871
 - ANYFC
 - FCCABLE
 - FI00872
 - DEVTERM
-

63849220

Explanation: Hardware configuration change detected.

Response: The tape device or tape library device has reported a configuration change that requires the I/O processor to be reset. Reset the I/O processor before using the device.

63849221

Explanation: I/O path change occurred.

Response: No action required. This reference code is logged for information only.

63849300

Explanation: Tape unit failure.

Failing Item:

- FI00871
-

63849301

Explanation: Tape device failure, redundancy lost.

Response: The tape unit detected a hardware failure that does not prevent the tape unit from completing the current operation.

Failing Item:

- FI00871
-

63849302

Explanation: Tape device failure or media error.

Response: The tape unit detected a failure that may be caused by a hardware failure or a media error.

Refer to the tape unit service information for possible information on diagnostic tests that can be run to isolate between hardware and media failures.

Failing Item:

- MEDIA
 - FI00871
-

63849303

Explanation: Gateway device failure.

Response: Use the gateway device service documentation to analyze the problem.

Failing Item:

- FCGATE
-

63849304

Explanation: Tape unit failure.

Response: Before exchanging any parts, do the following:

1. Ensure that the EKM/TKLM server is operational and properly configured.
2. Ensure that the mounted cartridge is in the EKM/TKLM server database.

Failing Item:

- USER
 - FI00871
-

63849310

Explanation: Licensed Internal Code for the tape unit is not correct.

Failing Item:

- PTFSRCH
 - FI00871
-

63849320

Explanation: Tape device Licensed Internal Code failure.

Failing Item:

- FI00130
 - FI00871
-

63849321

Explanation: Gateway device Licensed Internal Code error.

Response: Use the gateway device service documentation to analyze the problem.

Failing Item:

- FCCODE
-

63849350

Explanation: Tape unit detected a read or write error on tape medium.

Response: A permanent read or write error occurred. Clean the tape unit and retry the operation.

If cleaning the tape unit does not correct the problem, exchange the tape media.

Failing Item:

- MEDIA
 - TAPCLN
 - FI00871
-

63849351

Explanation: Tape with excessive error rate was mounted in tape device.

Response: The tape unit detected that the mounted tape cartridge has a history of excessive read and write errors. It is recommended that you exchange the tape cartridge.

Failing Item:

- MEDIA
 - TAPCLN
 - FI00871
-

63849355

Explanation: The data format is incorrect; the tape cannot be read.

Response: The tape unit has detected that the data format on the tape media is not supported or that the tape media is defective. Do the following before exchanging any parts:

1. Initialize the tape to a different format.
2. Clean the tape unit.

If the operation continues to fail, use a different tape cartridge.

Failing Item:

- USER
 - MEDIA
 - TAPCLN
-

- FI00871
-

63849500

Explanation: Licensed Internal Code error.

Response: If the system is operational, perform a dump of the I/O processor data.

Failing Item:

- PTFSRCH
-

63849501

Explanation: Licensed Internal Code error.

Failing Item:

- PTFSRCH
-

63849800

Explanation: System successfully recovered from temporary I/O error.

Response: No action required. This reference code is logged for information only.

63849801

Explanation: System successfully recovered from temporary I/O error.

Response: No action required. This reference code is logged for information only.

63849802

Explanation: System successfully recovered from temporary I/O error.

Response: No action required. This reference code is logged for information only.

63849803

Explanation: System successfully recovered from temporary I/O error.

Response: No action required. This reference code is logged for information only.

63849804

Explanation: System successfully recovered from temporary I/O error.

Response: No action required. This reference code is logged for information only.

63849805

Explanation: System successfully recovered from temporary I/O error.

Response: No action required. This reference code is logged for information only.

63849806

Explanation: System successfully recovered from temporary I/O error.

Response: No action required. This reference code is logged for information only.

63849810

Explanation: Problem analysis has determined a part should be replaced.

Response: This reference code is used for ending Online Problem Analysis with a list of failing items. (Information Only.)

63849899

Explanation: Problem analysis completed, the problem has been corrected.

Response: This reference code is used for ending Online Problem Analysis when no problem was found or the problem was corrected.

63849900

Explanation: Licensed Internal Code for tape unit was not upgraded.

Response: The I/O processor loading of Licensed Internal Code (LIC) to the programmable tape unit was not completed.

The tape unit will continue to operate with the previous LIC. You may do either of the following:

- Wait for next IPL when the system will attempt to load the LIC for the tape drive again.
- Perform TUIPI04 to reset the IOP and the tape unit. When the IOP is reset, if the device has the wrong level of LIC, the IOP will attempt to load the new LIC.

Failing Item:

- USER

63849901

Explanation: Tape performance statistics logged.

Response: No action required. This reference code is logged for information only.

63849902

Explanation: An IOP dump was initiated.

Response: No action required.

63849903

Explanation: Tape device information logged.

Response: No action required. This reference code is logged for information only.

6384FFF6

Explanation: Tape volume statistics logged (no action required).

(6386) Reference codes

A tape or tape library device failure occurred.

Note: Use this table to handle reference codes that might be displayed during a type D IPL to install the operating system. If you are not performing a type D IPL of the operating system, consult any error logs found in the serviceable event view. If you cannot locate an error log in the serviceable event view that corresponds with the failure, run a verification test for the tape unit.

1. Verify that the device has power.
2. Check the device for any error indications. Refer to the device service information to resolve any error indications.
3. Clean the recording head in the tape device.
4. Attempt the failing operation again. Does the operation complete successfully?

Yes: You have corrected the problem. **This ends the procedure.**

No: Look at the 8 rightmost characters of the Data display for Function 11, which represent the reference code. Find the reference code in the following list.

63863000

Explanation: I/O adapter hardware error detected.

Failing Item:

- FI01112

- An unsupported device type or model is attached.

Failing Item:

- TAPCNFG
- FI00871
- PTFSRCH

63863202

Explanation: Tape unit configuration error.

Response: Before exchanging any parts, verify that the following condition is not present:

- The attached device type or model is only supported on an I/O adapter that is attached to an I/O processor.

Failing Item:

- TAPCNFG
- FI00871

63869100

Explanation: Interface error detected by system or by tape unit.

Response: If the attached device is an external device, do the following before exchanging any parts:

1. Ensure that the signal cable is seated correctly, and that there are no bent or damaged pins on the cable.
2. For a SCSI attached device ensure that a terminating plug is attached to the device end of the cable.

63863400

Explanation: Device error has occurred.

Failing Item:

- FI00872
- DEVTERM
- FI00871
- FI01103
- FI01106

If the attached tape device is owned by a Virtual I/O Server partition refer to Troubleshooting the Virtual I/O Server to determine the parts to replace.

Failing Item:

- FI00871
- FI01112
- FI00872
- DEVTERM

63869020

Explanation: Tape unit configuration error.

Response: Before exchanging any parts, verify that the following conditions are not present:

- Tape and DASD devices attached to an I/O Processor that does not support Tape and Dasd devices at the same time.

63869101

Explanation: Fibre Channel interface error detected.

Response: If the attached device is an external device, do the following before exchanging any parts:

1. Ensure that the Fibre Channel cable is correctly connected to the ports.
2. Clean the Fibre Channel connectors.

3. If there is a switch or hub attached, verify that it is operational.
4. If there is a gateway device attached, refer to the gateway device service documentation for additional problem analysis procedures.
5. refer to the tape device service documentation for additional problem analysis procedures.

If the attached tape device is owned by a Virtual I/O Server partition refer to Troubleshooting the Virtual I/O Server to determine the parts to replace.

Failing Item:

- FCIOA
- FCDEV
- FCCABLE

63869102

Explanation: Gateway device detected a SCSI interface error.

Response: Use the gateway device service documentation to analyze the problem.

Failing Item:

- FI00871
- FCGATE
- FI00872
- DEVTERM

63869103

Explanation: Interface error detected by system or by tape unit.

Response: If the attached device is an external tape device, do the following before exchanging any parts:

1. Ensure that the SAS cable is correctly connected to the ports.
2. Ensure that the device has power.

If the attached tape device is owned by a Virtual I/O Server partition refer to Troubleshooting the Virtual I/O Server to determine the parts to replace.

Failing Item:

- FI00871
- FI01112
- SASCABL

63869104

Explanation: Interface error detected by system or by tape unit.

Response: If the attached device is an external tape device, do the following before exchanging any parts:

1. Ensure that the USB cable is correctly connected to the ports.
2. Ensure that the device has power.

If the attached tape device is owned by a Virtual I/O Server partition refer to Troubleshooting the Virtual I/O Server to determine the parts to replace.

Failing Item:

- USB_DEV
- USB_IOA
- USB_CBL

63869200

Explanation: Tape unit is not responding.

Response: If the attached device is an external device, do the following before exchanging any parts:

1. Ensure that the device is powered on.
2. Ensure that the signal cable is seated correctly, and that there are no bent or damaged pins on the cable.
3. For a SCSI attached device ensure that a terminating plug is attached to the device end of the SCSI cable.

If the attached tape device is owned by a Virtual I/O Server partition refer to Troubleshooting the Virtual I/O Server to determine the parts to replace.

Failing Item:

- FI00871
- FI01112
- FI00872
- DEVTERM

63869201

Explanation: Tape unit command timeout.

Response: If the attached device is an external device, do the following before exchanging any parts:

1. Ensure that the device is powered on.
2. If an interposer is required, make sure that it is connected between the I/O processor and the SCSI cable.
3. Ensure that the signal cable is seated correctly, and that there are no bent or damaged pins on the SCSI cable.
4. Ensure that a terminating plug is attached to the device end of the SCSI cable.
5. If the attached tape device is owned by a Virtual I/O Server partition it may be necessary to reset the virtual IOP to recover from the error.

Failing Item:

- FI00871
- FI01112

- FI00872
- DEVTERM
- MEDIA

63869202

Explanation: Tape unit failed after Licensed Internal Code was loaded.

Response: If the attached device is an external device, do the following before exchanging any parts:

1. Ensure that the device is powered on.
2. If an interposer is required, make sure that it is connected between the I/O processor and the SCSI cable.
3. Ensure that the SCSI cable is seated correctly, and that there are no bent or damaged pins on the SCSI cable.
4. Ensure that a terminating plug is attached to the device end of the SCSI cable.

Failing Item:

- FI00871
- FI01112
- FI00872
- DEVTERM

63869210

Explanation: Illegal or unsupported tape unit response.

Failing Item:

- FI00871
- FI01112
- PTFSRCH

63869211

Explanation: Gateway device detected a bus protocol error.

Response: Use the gateway device service documentation to analyze the problem.

Failing Item:

- FCGATE
- FCIOA
- FI00871
- ANYFC
- FCCABLE
- FI00872
- DEVTERM

63869220

Explanation: Hardware configuration change detected.

Response: The tape device or tape library device has reported a configuration change that requires the I/O processor to be reset. Reset the I/O processor before using the device.

63869221

Explanation: I/O path change occurred.

Response: No action required. This reference code is logged for information only.

63869300

Explanation: Tape unit failure.

Failing Item:

- FI00871

63869301

Explanation: Tape device failure, redundancy lost.

Response: The tape unit detected a hardware failure that does not prevent the tape unit from completing the current operation.

Failing Item:

- FI00871

63869302

Explanation: Tape device failure or media error.

Response: The tape unit detected a failure that may be caused by a hardware failure or a media error.

Refer to the tape unit service information for possible information on diagnostic tests that can be run to isolate between hardware and media failures.

Failing Item:

- MEDIA
- FI00871

63869303

Explanation: Gateway device failure.

Response: Use the gateway device service documentation to analyze the problem.

Failing Item:

- FCGATE
-

63869304

Explanation: Tape unit failure.

Response: Before exchanging any parts, do the following:

1. Ensure that the EKM/TKLM server is operational and properly configured.
2. Ensure that the mounted cartridge is in the EKM/TKLM server database.

Failing Item:

- USER
 - FI00871
-

63869310

Explanation: Licensed Internal Code for the tape unit is not correct.

Failing Item:

- PTFSRCH
 - FI00871
-

63869320

Explanation: Tape device Licensed Internal Code failure.

Failing Item:

- FI00130
 - FI00871
-

63869321

Explanation: Gateway device Licensed Internal Code error.

Response: Use the gateway device service documentation to analyze the problem.

Failing Item:

- FCCODE
-

63869350

Explanation: Tape unit detected a read or write error on tape medium.

Response: A permanent read or write error occurred. Clean the tape unit and retry the operation.

If cleaning the tape unit does not correct the problem, exchange the tape media.

Failing Item:

- MEDIA
 - TAPCLN
 - FI00871
-

63869351

Explanation: Tape with excessive error rate was mounted in tape device.

Response: The tape unit detected that the mounted tape cartridge has a history of excessive read and write errors. It is recommended that you exchange the tape cartridge.

Failing Item:

- MEDIA
 - TAPCLN
 - FI00871
-

63869355

Explanation: The data format is incorrect; the tape cannot be read.

Response: The tape unit has detected that the data format on the tape media is not supported or that the tape media is defective. Do the following before exchanging any parts:

1. Initialize the tape to a different format.
2. Clean the tape unit.

If the operation continues to fail, use a different tape cartridge.

Failing Item:

- USER
 - MEDIA
 - TAPCLN
 - FI00871
-

63869500

Explanation: Licensed Internal Code error.

Response: If the system is operational, perform a dump of the I/O processor data.

Failing Item:

- PTFSRCH
-

63869501

Explanation: Licensed Internal Code error.

Failing Item:

- PTFSRCH
-

63869800

Explanation: System successfully recovered from temporary I/O error.

Response: No action required. This reference code is logged for information only.

63869801

Explanation: System successfully recovered from temporary I/O error.

Response: No action required. This reference code is logged for information only.

63869802

Explanation: System successfully recovered from temporary I/O error.

Response: No action required. This reference code is logged for information only.

63869803

Explanation: System successfully recovered from temporary I/O error.

Response: No action required. This reference code is logged for information only.

63869804

Explanation: System successfully recovered from temporary I/O error.

Response: No action required. This reference code is logged for information only.

63869805

Explanation: System successfully recovered from temporary I/O error.

Response: No action required. This reference code is logged for information only.

63869806

Explanation: System successfully recovered from temporary I/O error.

Response: No action required. This reference code is logged for information only.

63869810

Explanation: Problem analysis has determined a part should be replaced.

Response: This reference code is used for ending Online Problem Analysis with a list of failing items. (Information Only.)

(6387) Reference codes

A tape or tape library device failure occurred.

63869899

Explanation: Problem analysis completed, the problem has been corrected.

Response: This reference code is used for ending Online Problem Analysis when no problem was found or the problem was corrected.

63869900

Explanation: Licensed Internal Code for tape unit was not upgraded.

Response: The I/O processor loading of Licensed Internal Code (LIC) to the programmable tape unit was not completed.

The tape unit will continue to operate with the previous LIC. You may do either of the following:

- Wait for next IPL when the system will attempt to load the LIC for the tape drive again.
- Perform TUIP04 to reset the IOP and the tape unit. When the IOP is reset, if the device has the wrong level of LIC, the IOP will attempt to load the new LIC.

Failing Item:

- USER
-

63869901

Explanation: Tape performance statistics logged.

Response: No action required. This reference code is logged for information only.

63869902

Explanation: An IOP dump was initiated.

Response: No action required.

63869903

Explanation: Tape device information logged.

Response: No action required. This reference code is logged for information only.

6386FFF6

Explanation: Tape volume statistics logged (no action required).

Note: Use this table to handle reference codes that might be displayed during a type D IPL to install the operating system. If you are not performing a type D IPL of the operating system, consult any error logs found in the serviceable event view. If you cannot locate an error log in the serviceable event view that corresponds with the failure, run a verification test for the tape unit.

1. Verify that the device has power.
2. Check the device for any error indications. Refer to the device service information to resolve any error indications.
3. Clean the recording head in the tape device.
4. Attempt the failing operation again. Does the operation complete successfully?

Yes: You have corrected the problem. **This ends the procedure.**

No: Look at the 8 rightmost characters of the Data display for Function 11, which represent the reference code. Find the reference code in the following list.

63873000

Explanation: I/O adapter hardware error detected.

Failing Item:

- FI01112

63873202

Explanation: Tape unit configuration error.

Response: Before exchanging any parts, verify that the following condition is not present:

- The attached device type or model is only supported on an I/O adapter that is attached to an I/O processor.

Failing Item:

- TAPCNFG
- FI00871

63873400

Explanation: Device error has occurred.

Failing Item:

- FI00872
- DEVTERM
- FI00871
- FI01103
- FI01106

63879020

Explanation: Tape unit configuration error.

Response: Before exchanging any parts, verify that the following conditions are not present:

- Tape and DASD devices attached to an I/O Processor that does not support Tape and Dasd devices at the same time.
- An unsupported device type or model is attached.

Failing Item:

- TAPCNFG

- FI00871
- PTFSRCH

63879100

Explanation: Interface error detected by system or by tape unit.

Response: If the attached device is an external device, do the following before exchanging any parts:

1. Ensure that the signal cable is seated correctly, and that there are no bent or damaged pins on the cable.
2. For a SCSI attached device ensure that a terminating plug is attached to the device end of the cable.

If the attached tape device is owned by a Virtual I/O Server partition refer to Troubleshooting the Virtual I/O Server to determine the parts to replace.

Failing Item:

- FI00871
- FI01112
- FI00872
- DEVTERM

63879101

Explanation: Fibre Channel interface error detected.

Response: If the attached device is an external device, do the following before exchanging any parts:

1. Ensure that the Fibre Channel cable is correctly connected to the ports.
2. Clean the Fibre Channel connectors.
3. If there is a switch or hub attached, verify that it is operational.
4. If there is a gateway device attached, refer to the gateway device service documentation for additional problem analysis procedures.
5. refer to the tape device service documentation for additional problem analysis procedures.

If the attached tape device is owned by a Virtual I/O Server partition refer to Troubleshooting the Virtual I/O Server to determine the parts to replace.

Failing Item:

- FCIOA
- FCDEV
- FCCABLE

63879102

Explanation: Gateway device detected a SCSI interface error.

Response: Use the gateway device service documentation to analyze the problem.

Failing Item:

- FI00871
- FCGATE
- FI00872
- DEVTERM

63879103

Explanation: Interface error detected by system or by tape unit.

Response: If the attached device is an external tape device, do the following before exchanging any parts:

1. Ensure that the SAS cable is correctly connected to the ports.
2. Ensure that the device has power.

If the attached tape device is owned by a Virtual I/O Server partition refer to Troubleshooting the Virtual I/O Server to determine the parts to replace.

Failing Item:

- FI00871
- FI01112
- SASCABL

63879104

Explanation: Interface error detected by system or by tape unit.

Response: If the attached device is an external tape device, do the following before exchanging any parts:

1. Ensure that the USB cable is correctly connected to the ports.
2. Ensure that the device has power.

If the attached tape device is owned by a Virtual I/O Server partition refer to Troubleshooting the Virtual I/O Server to determine the parts to replace.

Failing Item:

- USB_DEV

- USB_IOA
- USB_CBL

63879200

Explanation: Tape unit is not responding.

Response: If the attached device is an external device, do the following before exchanging any parts:

1. Ensure that the device is powered on.
2. Ensure that the signal cable is seated correctly, and that there are no bent or damaged pins on the cable.
3. For a SCSI attached device ensure that a terminating plug is attached to the device end of the SCSI cable.

If the attached tape device is owned by a Virtual I/O Server partition refer to Troubleshooting the Virtual I/O Server to determine the parts to replace.

Failing Item:

- FI00871
- FI01112
- FI00872
- DEVTERM

63879201

Explanation: Tape unit command timeout.

Response: If the attached device is an external device, do the following before exchanging any parts:

1. Ensure that the device is powered on.
2. If an interposer is required, make sure that it is connected between the I/O processor and the SCSI cable.
3. Ensure that the signal cable is seated correctly, and that there are no bent or damaged pins on the SCSI cable.
4. Ensure that a terminating plug is attached to the device end of the SCSI cable.
5. If the attached tape device is owned by a Virtual I/O Server partition it may be necessary to reset the virtual IOP to recover from the error.

Failing Item:

- FI00871
- FI01112
- FI00872
- DEVTERM
- MEDIA

63879202

Explanation: Tape unit failed after Licensed Internal Code was loaded.

Response: If the attached device is an external device,

do the following before exchanging any parts:

1. Ensure that the device is powered on.
2. If an interposer is required, make sure that it is connected between the I/O processor and the SCSI cable.
3. Ensure that the SCSI cable is seated correctly, and that there are no bent or damaged pins on the SCSI cable.
4. Ensure that a terminating plug is attached to the device end of the SCSI cable.

Failing Item:

- FI00871
- FI01112
- FI00872
- DEVTERM

63879210

Explanation: Illegal or unsupported tape unit response.

Failing Item:

- FI00871
- FI01112
- PTFSRCH

63879211

Explanation: Gateway device detected a bus protocol error.

Response: Use the gateway device service documentation to analyze the problem.

Failing Item:

- FCGATE
- FCIOA
- FI00871
- ANYFC
- FCCABLE
- FI00872
- DEVTERM

63879220

Explanation: Hardware configuration change detected.

Response: The tape device or tape library device has reported a configuration change that requires the I/O processor to be reset. Reset the I/O processor before using the device.

63879221

Explanation: I/O path change occurred.

Response: No action required. This reference code is logged for information only.

63879300

Explanation: Tape unit failure.

Failing Item:

- FI00871

63879301

Explanation: Tape device failure, redundancy lost.

Response: The tape unit detected a hardware failure that does not prevent the tape unit from completing the current operation.

Failing Item:

- FI00871

63879302

Explanation: Tape device failure or media error.

Response: The tape unit detected a failure that may be caused by a hardware failure or a media error.

Refer to the tape unit service information for possible information on diagnostic tests that can be run to isolate between hardware and media failures.

Failing Item:

- MEDIA
- FI00871

63879303

Explanation: Gateway device failure.

Response: Use the gateway device service documentation to analyze the problem.

Failing Item:

- FCGATE

63879304

Explanation: Tape unit failure.

Response: Before exchanging any parts, do the following:

1. Ensure that the EKM/TKLM server is operational and properly configured.
2. Ensure that the mounted cartridge is in the EKM/TKLM server database.

Failing Item:

- USER

- FI00871

63879310

Explanation: Licensed Internal Code for the tape unit is not correct.

Failing Item:

- PTFSRCH
- FI00871

63879320

Explanation: Tape device Licensed Internal Code failure.

Failing Item:

- FI00130
- FI00871

63879321

Explanation: Gateway device Licensed Internal Code error.

Response: Use the gateway device service documentation to analyze the problem.

Failing Item:

- FCCODE

63879350

Explanation: Tape unit detected a read or write error on tape medium.

Response: A permanent read or write error occurred. Clean the tape unit and retry the operation.

If cleaning the tape unit does not correct the problem, exchange the tape media.

Failing Item:

- MEDIA
- TAPCLN
- FI00871

63879351

Explanation: Tape with excessive error rate was mounted in tape device.

Response: The tape unit detected that the mounted tape cartridge has a history of excessive read and write errors. It is recommended that you exchange the tape cartridge.

Failing Item:

- MEDIA
- TAPCLN
- FI00871

63879355

Explanation: The data format is incorrect; the tape cannot be read.

Response: The tape unit has detected that the data format on the tape media is not supported or that the tape media is defective. Do the following before exchanging any parts:

1. Initialize the tape to a different format.
2. Clean the tape unit.

If the operation continues to fail, use a different tape cartridge.

Failing Item:

- USER
- MEDIA
- TAPCLN
- FI00871

63879500

Explanation: Licensed Internal Code error.

Response: If the system is operational, perform a dump of the I/O processor data.

Failing Item:

- PTFSRCH

63879501

Explanation: Licensed Internal Code error.

Failing Item:

- PTFSRCH

63879800

Explanation: System successfully recovered from temporary I/O error.

Response: No action required. This reference code is logged for information only.

63879801

Explanation: System successfully recovered from temporary I/O error.

Response: No action required. This reference code is logged for information only.

63879802

Explanation: System successfully recovered from temporary I/O error.

Response: No action required. This reference code is logged for information only.

63879803

Explanation: System successfully recovered from temporary I/O error.

Response: No action required. This reference code is logged for information only.

63879804

Explanation: System successfully recovered from temporary I/O error.

Response: No action required. This reference code is logged for information only.

63879805

Explanation: System successfully recovered from temporary I/O error.

Response: No action required. This reference code is logged for information only.

63879806

Explanation: System successfully recovered from temporary I/O error.

Response: No action required. This reference code is logged for information only.

63879810

Explanation: Problem analysis has determined a part should be replaced.

Response: This reference code is used for ending Online Problem Analysis with a list of failing items. (Information Only.)

63879899

Explanation: Problem analysis completed, the problem has been corrected.

Response: This reference code is used for ending Online Problem Analysis when no problem was found

or the problem was corrected.

63879900

Explanation: Licensed Internal Code for tape unit was not upgraded.

Response: The I/O processor loading of Licensed Internal Code (LIC) to the programmable tape unit was not completed.

The tape unit will continue to operate with the previous LIC. You may do either of the following:

- Wait for next IPL when the system will attempt to load the LIC for the tape drive again.
- Perform TUIP04 to reset the IOP and the tape unit. When the IOP is reset, if the device has the wrong level of LIC, the IOP will attempt to load the new LIC.

Failing Item:

- USER
-

63879901

Explanation: Tape performance statistics logged.

Response: No action required. This reference code is logged for information only.

63879902

Explanation: An IOP dump was initiated.

Response: No action required.

63879903

Explanation: Tape device information logged.

Response: No action required. This reference code is logged for information only.

6387FFF6

Explanation: Tape volume statistics logged (no action required).

(63A0) Reference codes

A tape or tape library device failure occurred.

Note: Use this table to handle reference codes that might be displayed during a type D IPL to install the operating system. If you are not performing a type D IPL of the operating system, consult any error logs found in the serviceable event view. If you cannot locate an error log in the serviceable event view that corresponds with the failure, run a verification test for the tape unit.

1. Verify that the device has power.
2. Check the device for any error indications. Refer to the device service information to resolve any error indications.
3. Clean the recording head in the tape device.

4. Attempt the failing operation again. Does the operation complete successfully?

Yes: You have corrected the problem. **This ends the procedure.**

No: Look at the 8 rightmost characters of the Data display for Function 11, which represent the reference code. Find the reference code in the following list.

63A03000

Explanation: I/O adapter hardware error detected.

Failing Item:

- FI01112

63A03202

Explanation: Tape unit configuration error.

Response: Before exchanging any parts, verify that the following condition is not present:

- The attached device type or model is only supported on an I/O adapter that is attached to an I/O processor.

Failing Item:

- TAPCNFG
- FI00871

63A03400

Explanation: Device error has occurred.

Failing Item:

- FI00872
- DEVTERM
- FI00871
- FI01103
- FI01106

63A09020

Explanation: Tape unit configuration error.

Response: Before exchanging any parts, verify that the following conditions are not present:

- Tape and DASD devices attached to an I/O Processor that does not support Tape and Dasd devices at the same time.
- An unsupported device type or model is attached.

Failing Item:

- TAPCNFG
- FI00871
- PTFSRCH

63A09100

Explanation: Interface error detected by system or by tape unit.

Response: If the attached device is an external device, do the following before exchanging any parts:

1. Ensure that the signal cable is seated correctly, and that there are no bent or damaged pins on the cable.
2. For a SCSI attached device ensure that a terminating plug is attached to the device end of the cable.

If the attached tape device is owned by a Virtual I/O Server partition refer to Troubleshooting the Virtual I/O Server to determine the parts to replace.

Failing Item:

- FI00871
- FI01112
- FI00872
- DEVTERM

63A09101

Explanation: Fibre Channel interface error detected.

Response: If the attached device is an external device, do the following before exchanging any parts:

1. Ensure that the Fibre Channel cable is correctly connected to the ports.
2. Clean the Fibre Channel connectors.
3. If there is a switch or hub attached, verify that it is operational.
4. If there is a gateway device attached, refer to the gateway device service documentation for additional problem analysis procedures.
5. refer to the tape device service documentation for additional problem analysis procedures.

If the attached tape device is owned by a Virtual I/O Server partition refer to Troubleshooting the Virtual I/O Server to determine the parts to replace.

Failing Item:

- FCIOA
- FCDEV
- FCCABLE

63A09102

Explanation: Gateway device detected a SCSI interface error.

Response: Use the gateway device service documentation to analyze the problem.

Failing Item:

- FI00871
- FCGATE

- FI00872
- DEVTERM

63A09103

Explanation: Interface error detected by system or by tape unit.

Response: If the attached device is an external tape device, do the following before exchanging any parts:

1. Ensure that the SAS cable is correctly connected to the ports.
2. Ensure that the device has power.

If the attached tape device is owned by a Virtual I/O Server partition refer to Troubleshooting the Virtual I/O Server to determine the parts to replace.

Failing Item:

- FI00871
- FI01112
- SASCABL

63A09104

Explanation: Interface error detected by system or by tape unit.

Response: If the attached device is an external tape device, do the following before exchanging any parts:

1. Ensure that the USB cable is correctly connected to the ports.
2. Ensure that the device has power.

If the attached tape device is owned by a Virtual I/O Server partition refer to Troubleshooting the Virtual I/O Server to determine the parts to replace.

Failing Item:

- USB_DEV
- USB_IOA
- USB_CBL

63A09200

Explanation: Tape unit is not responding.

Response: If the attached device is an external device, do the following before exchanging any parts:

1. Ensure that the device is powered on.
2. Ensure that the signal cable is seated correctly, and that there are no bent or damaged pins on the cable.
3. For a SCSI attached device ensure that a terminating plug is attached to the device end of the SCSI cable.

If the attached tape device is owned by a Virtual I/O Server partition refer to Troubleshooting the Virtual I/O Server to determine the parts to replace.

Failing Item:

- FI00871
- FI01112
- FI00872
- DEVTERM

63A09201

Explanation: Tape unit command timeout.

Response: If the attached device is an external device, do the following before exchanging any parts:

1. Ensure that the device is powered on.
2. If an interposer is required, make sure that it is connected between the I/O processor and the SCSI cable.
3. Ensure that the signal cable is seated correctly, and that there are no bent or damaged pins on the SCSI cable.
4. Ensure that a terminating plug is attached to the device end of the SCSI cable.
5. If the attached tape device is owned by a Virtual I/O Server partition it may be necessary to reset the virtual IOP to recover from the error.

Failing Item:

- FI00871
- FI01112
- FI00872
- DEVTERM
- MEDIA

63A09202

Explanation: Tape unit failed after Licensed Internal Code was loaded.

Response: If the attached device is an external device, do the following before exchanging any parts:

1. Ensure that the device is powered on.
2. If an interposer is required, make sure that it is connected between the I/O processor and the SCSI cable.
3. Ensure that the SCSI cable is seated correctly, and that there are no bent or damaged pins on the SCSI cable.
4. Ensure that a terminating plug is attached to the device end of the SCSI cable.

Failing Item:

- FI00871
- FI01112
- FI00872
- DEVTERM

63A09210

Explanation: Illegal or unsupported tape unit response.

Failing Item:

- FI00871
 - FI01112
 - PTFSRCH
-

63A09211

Explanation: Gateway device detected a bus protocol error.

Response: Use the gateway device service documentation to analyze the problem.

Failing Item:

- FCGATE
 - FCIOA
 - FI00871
 - ANYFC
 - FCCABLE
 - FI00872
 - DEVTERM
-

63A09220

Explanation: Hardware configuration change detected.

Response: The tape device or tape library device has reported a configuration change that requires the I/O processor to be reset. Reset the I/O processor before using the device.

63A09221

Explanation: I/O path change occurred.

Response: No action required. This reference code is logged for information only.

63A09300

Explanation: Tape unit failure.

Failing Item:

- FI00871
-

63A09301

Explanation: Tape device failure, redundancy lost.

Response: The tape unit detected a hardware failure that does not prevent the tape unit from completing the current operation.

Failing Item:

- FI00871
-

63A09302

Explanation: Tape device failure or media error.

Response: The tape unit detected a failure that may be caused by a hardware failure or a media error.

Refer to the tape unit service information for possible information on diagnostic tests that can be run to isolate between hardware and media failures.

Failing Item:

- MEDIA
 - FI00871
-

63A09303

Explanation: Gateway device failure.

Response: Use the gateway device service documentation to analyze the problem.

Failing Item:

- FCGATE
-

63A09304

Explanation: Tape unit failure.

Response: Before exchanging any parts, do the following:

1. Ensure that the EKM/TKLM server is operational and properly configured.
2. Ensure that the mounted cartridge is in the EKM/TKLM server database.

Failing Item:

- USER
 - FI00871
-

63A09310

Explanation: Licensed Internal Code for the tape unit is not correct.

Failing Item:

- PTFSRCH
 - FI00871
-

63A09320

Explanation: Tape device Licensed Internal Code failure.

Failing Item:

- FI00130
 - FI00871
-

63A09321

Explanation: Gateway device Licensed Internal Code error.

Response: Use the gateway device service documentation to analyze the problem.

Failing Item:

- FCCODE
-

63A09350

Explanation: Tape unit detected a read or write error on tape medium.

Response: A permanent read or write error occurred. Clean the tape unit and retry the operation.

If cleaning the tape unit does not correct the problem, exchange the tape media.

Failing Item:

- MEDIA
 - TAPCLN
 - FI00871
-

63A09351

Explanation: Tape with excessive error rate was mounted in tape device.

Response: The tape unit detected that the mounted tape cartridge has a history of excessive read and write errors. It is recommended that you exchange the tape cartridge.

Failing Item:

- MEDIA
 - TAPCLN
 - FI00871
-

63A09355

Explanation: The data format is incorrect; the tape cannot be read.

Response: The tape unit has detected that the data format on the tape media is not supported or that the tape media is defective. Do the following before exchanging any parts:

1. Initialize the tape to a different format.
2. Clean the tape unit.

If the operation continues to fail, use a different tape cartridge.

Failing Item:

- USER
 - MEDIA
 - TAPCLN
-

- FI00871
-

63A09500

Explanation: Licensed Internal Code error.

Response: If the system is operational, perform a dump of the I/O processor data.

Failing Item:

- PTFSRCH
-

63A09501

Explanation: Licensed Internal Code error.

Failing Item:

- PTFSRCH
-

63A09800

Explanation: System successfully recovered from temporary I/O error.

Response: No action required. This reference code is logged for information only.

63A09801

Explanation: System successfully recovered from temporary I/O error.

Response: No action required. This reference code is logged for information only.

63A09802

Explanation: System successfully recovered from temporary I/O error.

Response: No action required. This reference code is logged for information only.

63A09803

Explanation: System successfully recovered from temporary I/O error.

Response: No action required. This reference code is logged for information only.

63A09804

Explanation: System successfully recovered from temporary I/O error.

Response: No action required. This reference code is logged for information only.

63A09805

Explanation: System successfully recovered from temporary I/O error.

Response: No action required. This reference code is logged for information only.

63A09806

Explanation: System successfully recovered from temporary I/O error.

Response: No action required. This reference code is logged for information only.

63A09810

Explanation: Problem analysis has determined a part should be replaced.

Response: This reference code is used for ending Online Problem Analysis with a list of failing items. (Information Only.)

63A09899

Explanation: Problem analysis completed, the problem has been corrected.

Response: This reference code is used for ending Online Problem Analysis when no problem was found or the problem was corrected.

63A09900

Explanation: Licensed Internal Code for tape unit was not upgraded.

Response: The I/O processor loading of Licensed Internal Code (LIC) to the programmable tape unit was not completed.

The tape unit will continue to operate with the previous LIC. You may do either of the following:

- Wait for next IPL when the system will attempt to load the LIC for the tape drive again.
- Perform TUIPI04 to reset the IOP and the tape unit. When the IOP is reset, if the device has the wrong level of LIC, the IOP will attempt to load the new LIC.

Failing Item:

- USER
-

63A09901

Explanation: Tape performance statistics logged.

Response: No action required. This reference code is logged for information only.

63A09902

Explanation: An IOP dump was initiated.

Response: No action required.

63A09903

Explanation: Tape device information logged.

Response: No action required. This reference code is logged for information only.

63A0FFF6

Explanation: Tape volume statistics logged (no action required).

(63A1) Reference codes

A tape or tape library device failure occurred.

Note: Use this table to handle reference codes that might be displayed during a type D IPL to install the operating system. If you are not performing a type D IPL of the operating system, consult any error logs found in the serviceable event view. If you cannot locate an error log in the serviceable event view that corresponds with the failure, run a verification test for the tape unit.

1. Verify that the device has power.
2. Check the device for any error indications. Refer to the device service information to resolve any error indications.
3. Clean the recording head in the tape device.
4. Attempt the failing operation again. Does the operation complete successfully?

Yes: You have corrected the problem. **This ends the procedure.**

No: Look at the 8 rightmost characters of the Data display for Function 11, which represent the reference code. Find the reference code in the following list.

63A13000

Explanation: I/O adapter hardware error detected.

Failing Item:

- FI01112

- An unsupported device type or model is attached.

Failing Item:

- TAPCNFG
- FI00871
- PTFSRCH

63A13202

Explanation: Tape unit configuration error.

Response: Before exchanging any parts, verify that the following condition is not present:

- The attached device type or model is only supported on an I/O adapter that is attached to an I/O processor.

Failing Item:

- TAPCNFG
- FI00871

63A19100

Explanation: Interface error detected by system or by tape unit.

Response: If the attached device is an external device, do the following before exchanging any parts:

1. Ensure that the signal cable is seated correctly, and that there are no bent or damaged pins on the cable.
2. For a SCSI attached device ensure that a terminating plug is attached to the device end of the cable.

If the attached tape device is owned by a Virtual I/O Server partition refer to Troubleshooting the Virtual I/O Server to determine the parts to replace.

Failing Item:

- FI00871
- FI01112
- FI00872
- DEVTERM

63A13400

Explanation: Device error has occurred.

Failing Item:

- FI00872
- DEVTERM
- FI00871
- FI01103
- FI01106

63A19020

Explanation: Tape unit configuration error.

Response: Before exchanging any parts, verify that the following conditions are not present:

- Tape and DASD devices attached to an I/O Processor that does not support Tape and Dasd devices at the same time.

Explanation: Fibre Channel interface error detected.

Response: If the attached device is an external device, do the following before exchanging any parts:

1. Ensure that the Fibre Channel cable is correctly connected to the ports.
2. Clean the Fibre Channel connectors.

3. If there is a switch or hub attached, verify that it is operational.
4. If there is a gateway device attached, refer to the gateway device service documentation for additional problem analysis procedures.
5. refer to the tape device service documentation for additional problem analysis procedures.

If the attached tape device is owned by a Virtual I/O Server partition refer to Troubleshooting the Virtual I/O Server to determine the parts to replace.

Failing Item:

- FCIOA
- FCDEV
- FCCABLE

63A19102

Explanation: Gateway device detected a SCSI interface error.

Response: Use the gateway device service documentation to analyze the problem.

Failing Item:

- FI00871
- FCGATE
- FI00872
- DEVTERM

63A19103

Explanation: Interface error detected by system or by tape unit.

Response: If the attached device is an external tape device, do the following before exchanging any parts:

1. Ensure that the SAS cable is correctly connected to the ports.
2. Ensure that the device has power.

If the attached tape device is owned by a Virtual I/O Server partition refer to Troubleshooting the Virtual I/O Server to determine the parts to replace.

Failing Item:

- FI00871
- FI01112
- SASCABL

63A19104

Explanation: Interface error detected by system or by tape unit.

Response: If the attached device is an external tape device, do the following before exchanging any parts:

1. Ensure that the USB cable is correctly connected to the ports.
2. Ensure that the device has power.

If the attached tape device is owned by a Virtual I/O Server partition refer to Troubleshooting the Virtual I/O Server to determine the parts to replace.

Failing Item:

- USB_DEV
- USB_IOA
- USB_CBL

63A19200

Explanation: Tape unit is not responding.

Response: If the attached device is an external device, do the following before exchanging any parts:

1. Ensure that the device is powered on.
2. Ensure that the signal cable is seated correctly, and that there are no bent or damaged pins on the cable.
3. For a SCSI attached device ensure that a terminating plug is attached to the device end of the SCSI cable.

If the attached tape device is owned by a Virtual I/O Server partition refer to Troubleshooting the Virtual I/O Server to determine the parts to replace.

Failing Item:

- FI00871
- FI01112
- FI00872
- DEVTERM

63A19201

Explanation: Tape unit command timeout.

Response: If the attached device is an external device, do the following before exchanging any parts:

1. Ensure that the device is powered on.
2. If an interposer is required, make sure that it is connected between the I/O processor and the SCSI cable.
3. Ensure that the signal cable is seated correctly, and that there are no bent or damaged pins on the SCSI cable.
4. Ensure that a terminating plug is attached to the device end of the SCSI cable.
5. If the attached tape device is owned by a Virtual I/O Server partition it may be necessary to reset the virtual IOP to recover from the error.

Failing Item:

- FI00871
- FI01112

63A19202 • 63A19303

- FI00872
- DEVTERM
- MEDIA

63A19202

Explanation: Tape unit failed after Licensed Internal Code was loaded.

Response: If the attached device is an external device, do the following before exchanging any parts:

1. Ensure that the device is powered on.
2. If an interposer is required, make sure that it is connected between the I/O processor and the SCSI cable.
3. Ensure that the SCSI cable is seated correctly, and that there are no bent or damaged pins on the SCSI cable.
4. Ensure that a terminating plug is attached to the device end of the SCSI cable.

Failing Item:

- FI00871
- FI01112
- FI00872
- DEVTERM

63A19210

Explanation: Illegal or unsupported tape unit response.

Failing Item:

- FI00871
- FI01112
- PTFSRCH

63A19211

Explanation: Gateway device detected a bus protocol error.

Response: Use the gateway device service documentation to analyze the problem.

Failing Item:

- FCGATE
- FCIOA
- FI00871
- ANYFC
- FCCABLE
- FI00872
- DEVTERM

63A19220

Explanation: Hardware configuration change detected.

Response: The tape device or tape library device has reported a configuration change that requires the I/O processor to be reset. Reset the I/O processor before using the device.

63A19221

Explanation: I/O path change occurred.

Response: No action required. This reference code is logged for information only.

63A19300

Explanation: Tape unit failure.

Failing Item:

- FI00871

63A19301

Explanation: Tape device failure, redundancy lost.

Response: The tape unit detected a hardware failure that does not prevent the tape unit from completing the current operation.

Failing Item:

- FI00871

63A19302

Explanation: Tape device failure or media error.

Response: The tape unit detected a failure that may be caused by a hardware failure or a media error.

Refer to the tape unit service information for possible information on diagnostic tests that can be run to isolate between hardware and media failures.

Failing Item:

- MEDIA
- FI00871

63A19303

Explanation: Gateway device failure.

Response: Use the gateway device service documentation to analyze the problem.

Failing Item:

- FCGATE

63A19304

Explanation: Tape unit failure.

Response: Before exchanging any parts, do the following:

1. Ensure that the EKM/TKLM server is operational and properly configured.
2. Ensure that the mounted cartridge is in the EKM/TKLM server database.

Failing Item:

- USER
 - FI00871
-

63A19310

Explanation: Licensed Internal Code for the tape unit is not correct.

Failing Item:

- PTFSRCH
 - FI00871
-

63A19320

Explanation: Tape device Licensed Internal Code failure.

Failing Item:

- FI00130
 - FI00871
-

63A19321

Explanation: Gateway device Licensed Internal Code error.

Response: Use the gateway device service documentation to analyze the problem.

Failing Item:

- FCCODE
-

63A19350

Explanation: Tape unit detected a read or write error on tape medium.

Response: A permanent read or write error occurred. Clean the tape unit and retry the operation.

If cleaning the tape unit does not correct the problem, exchange the tape media.

Failing Item:

- MEDIA
 - TAPCLN
 - FI00871
-

63A19351

Explanation: Tape with excessive error rate was mounted in tape device.

Response: The tape unit detected that the mounted tape cartridge has a history of excessive read and write errors. It is recommended that you exchange the tape cartridge.

Failing Item:

- MEDIA
 - TAPCLN
 - FI00871
-

63A19355

Explanation: The data format is incorrect; the tape cannot be read.

Response: The tape unit has detected that the data format on the tape media is not supported or that the tape media is defective. Do the following before exchanging any parts:

1. Initialize the tape to a different format.
2. Clean the tape unit.

If the operation continues to fail, use a different tape cartridge.

Failing Item:

- USER
 - MEDIA
 - TAPCLN
 - FI00871
-

63A19500

Explanation: Licensed Internal Code error.

Response: If the system is operational, perform a dump of the I/O processor data.

Failing Item:

- PTFSRCH
-

63A19501

Explanation: Licensed Internal Code error.

Failing Item:

- PTFSRCH
-

63A19800

Explanation: System successfully recovered from temporary I/O error.

Response: No action required. This reference code is logged for information only.

63A19801

Explanation: System successfully recovered from temporary I/O error.

Response: No action required. This reference code is logged for information only.

63A19802

Explanation: System successfully recovered from temporary I/O error.

Response: No action required. This reference code is logged for information only.

63A19803

Explanation: System successfully recovered from temporary I/O error.

Response: No action required. This reference code is logged for information only.

63A19804

Explanation: System successfully recovered from temporary I/O error.

Response: No action required. This reference code is logged for information only.

63A19805

Explanation: System successfully recovered from temporary I/O error.

Response: No action required. This reference code is logged for information only.

63A19806

Explanation: System successfully recovered from temporary I/O error.

Response: No action required. This reference code is logged for information only.

63A19810

Explanation: Problem analysis has determined a part should be replaced.

Response: This reference code is used for ending Online Problem Analysis with a list of failing items. (Information Only.)

(63B8) Reference codes

63B83202

Explanation: Unsupported device or storage dock.

Failing Item:

63A19899

Explanation: Problem analysis completed, the problem has been corrected.

Response: This reference code is used for ending Online Problem Analysis when no problem was found or the problem was corrected.

63A19900

Explanation: Licensed Internal Code for tape unit was not upgraded.

Response: The I/O processor loading of Licensed Internal Code (LIC) to the programmable tape unit was not completed.

The tape unit will continue to operate with the previous LIC. You may do either of the following:

- Wait for next IPL when the system will attempt to load the LIC for the tape drive again.
- Perform TUIPI04 to reset the IOP and the tape unit. When the IOP is reset, if the device has the wrong level of LIC, the IOP will attempt to load the new LIC.

Failing Item:

- USER

63A19901

Explanation: Tape performance statistics logged.

Response: No action required. This reference code is logged for information only.

63A19902

Explanation: An IOP dump was initiated.

Response: No action required.

63A19903

Explanation: Tape device information logged.

Response: No action required. This reference code is logged for information only.

63A1FFF6

Explanation: Tape volume statistics logged (no action required).

-
- STGDOCK

63B8C000

Explanation: This event is informational only. No service required.

63B8C002

Explanation: Selection time-out, device not there or not responding.

Failing Item:

- SVCDOCS

63B8C020

Explanation: Configuration error.

Failing Item:

- SVCDOCS

63B8C022

Explanation: Unable to determine all device capabilities. Reported media support may be inaccurate. Function may be reduced.

Response: No action is required. This reference code is logged for information only.

Problem determination: Perform the following:

- If this device is a client virtual optical device:
 1. If no function reduction exists, no action is required.
 - Note: Inaccuracies in media support reporting is not likely to cause a functional problem.
 2. Verify that the backing device on the server is varied on, operational, and not in exclusive use by another partition. Once these things are verified, IPL the virtual IOP on the client partition or vary the server partition's NWSD off and on.
 3. Ensure that the latest optical LIC PTFs have been applied to both the client and server partitions.
- If this device is NOT a client virtual optical device:
 1. If no function reduction exists, no action is required.
 2. This is likely a secondary error. Other PAL entries logged at approximately the same time as this one may explain the problem (e.g., interface errors may have prevented identification of device characteristics.)
 3. Ensure that the latest optical LIC PTFs have been applied.

63B8C100

Explanation: Bus error reported by device or the device unexpectedly reset.

Failing Item:

- CHECK

- STGDOCK

63B8C110

Explanation: Driver abort, device not responding.

Problem determination: Perform the following:

1. If the storage dock is remote then verify that the cable is seated correctly at the adapter or system unit and at the storage dock. If that does not resolve the problem continue with the next step.
2. If the storage dock is remote then power off and power on the storage dock. Verify that the device has power. If that does not resolve the problem continue with the next step.
3. Verify that the cartridge is not stuck or jammed. If the cartridge is stuck or jammed and you cannot free the cartridge then report this problem to your service provider. Otherwise continue with the next step.
4. Report this problem to your service provider when you have determined that the cable (if the device is cable attached) is correctly seated and the device has power.

Failing Item:

- SVCDOCS
- USB_CBL
- STGDOCK

63B8C210

Explanation: Unexpected device condition.

Failing Item:

- STGCART
- STGDOCK

63B8C300

Explanation: Cartridge or dock error.

Failing Item:

- STGCART
- STGDOCK

63B8C304

Explanation: Cartridge or media error.

Failing Item:

- STGCART

63B8C333

Explanation: Medium incompatible.

Failing Item:

- STGCART

63B8C400**Explanation:** Device or device interface error.**Failing Item:**

- STGDOCK
 - STGCART
-

63B8C401**Explanation:** USB transport error.

Problem determination: If this refcode does not appear in a serviceable event view then no service is required. The event was logged when a device disappeared while the USB transport did not appear to be in use. The device may have been unplugged or powered off. Otherwise perform the following:

1. Is the system a model S814 with feature EUA3?
 - Yes - The storage dock is either the internal dock integrated into the front of the system unit or an additional dock attached with an external USB cable. Licensed internal code (LIC) cannot tell the difference but assumes the problem is with the internal dock. The SRC is flagged for automatic call home and the USB cable FRU will not appear in the serviceable event view. Work the failing items list and skip the USB cable failing item if the dock is internal. If the dock is internal this ends the procedure. Otherwise continue with step 3.
 - No - Continue with step 3 of this procedure.
 - Don't know - Continue with the next step in this procedure.
2. Is the secondary code in the Product Activity Log (PAL) or in the Service Action Log (SAL) 9913?
 - Yes - The storage dock is either the internal dock integrated into the front of the system unit or an additional dock attached with an external USB cable. Licensed internal code (LIC) cannot tell the difference but assumes the problem is with the internal dock. The SRC is flagged for automatic call home and the USB cable FRU will not appear in the serviceable event view. Work the failing items list and skip the USB cable failing item if the dock is internal. If the dock is internal this ends the procedure. Otherwise continue with step 3.
 - No - Continue with step 3 of this procedure.
3. Is the USB device an RDX storage dock?
 - Yes - Continue with step 4 of this procedure.
 - No - Unplug and replug connectors and cables. If the location of the adapter's USB port is not listed in the Service Action Log (SAL) as part of the cable or device location use symbolic FRU USB_CBL to determine the location of the USB port and cable or device. Try the device again before exchanging hardware. This ends the procedure.

4. Unplug then replug connectors and cables using the following procedure:

- Disconnect the USB cable from the RDX docking station so that the device can power off completely. If the location of the adapter's USB port is not listed in the Service Action Log (SAL) as part of the cable or device location use symbolic FRU USB_CBL to determine the location of the USB port and cable or device.
- Disconnect the power source for the RDX docking station.
- Connect the RDX docking station to the power source.
- After the power source is connected, connect the USB cable to the RDX docking station.
- Try the device again before exchanging hardware.

Failing Item:

- CHECK
 - SVCDOCS
 - USB_CBL
 - STGDOCK
 - STORIOA
 - AJDGP01
-

63B8C402**Explanation:** Licensed Internal Code error.**Failing Item:**

- AJDGP01
-

63B8CFF2**Explanation:** Device not ready.**Failing Item:**

- SVCDOCS
-

63B8CFF4**Explanation:** Unrecoverable device error.**Failing Item:**

- STGDOCK
-

63B8CFF6

Explanation: Temporary device error. If this event appears in a serviceable event view then a service action is required. Otherwise this event is informational statistical only and no service is required.

Failing Item:

- STGDOCK
-

63B8CFF7

Explanation: Temporary device error. If this event appears in a serviceable event view then a service action is required. Otherwise this event is informational statistical only and no service is required.

Failing Item:

- STGDOCK
-

63B8CFF9

Explanation: Cartridge or media error.

Failing Item:

- STGCART
-

63B8CFFB

Explanation: This event is informational only. No service required.

63B8CFFE

Explanation: Temporary device error. If this event

(63BC) Reference codes

63BC3202

Explanation: Unsupported device.

Failing Item:

- USB_DEV
-

63BCC000

Explanation: This event is informational only. No service required.

63BCC002

Explanation: Selection time-out, device not there or not responding.

Failing Item:

- SVCDOCS
-

63BCC020

Explanation: Configuration error.

Failing Item:

- SVCDOCS
-

63BCC022

Explanation: Unable to determine all device capabilities. Reported media support may be inaccurate. Function may be reduced.

Response: No action is required. This reference code

appears in a serviceable event view then a service action is required. Otherwise this event is informational statistical only and no service is required.

Failing Item:

- STGDOCK
-

63B8FF09

Explanation: Device firmware update failed.

Problem determination: Examine the Secondary Code for the event in the IBM i Service Action Log (SAL) or the IBM i Product Activity Log (PAL).

Is the Secondary Code zero?

- NO - Remove the media in the dock and retry the operation. If the problem persists work the failing item list.
- YES - Work the failing item list.

Failing Item:

- STGDOCK
 - AJDGP01
-

is logged for information only.

Problem determination: Perform the following:

- If this device is a client virtual optical device:
 1. If no function reduction exists, no action is required.
 - Note: Inaccuracies in media support reporting is not likely to cause a functional problem.
 2. Verify that the backing device on the server is varied on, operational, and not in exclusive use by another partition. Once these things are verified, IPL the virtual IOP on the client partition or vary the server partition's NWSD off and on.
 3. Ensure that the latest optical LIC PTFs have been applied to both the client and server partitions.
 - If this device is NOT a client virtual optical device:
 1. If no function reduction exists, no action is required.
 2. This is likely a secondary error. Other PAL entries logged at approximately the same time as this one may explain the problem (e.g., interface errors may have prevented identification of device characteristics.)
 3. Ensure that the latest optical LIC PTFs have been applied.
-

63BCC023

Explanation: Unable to determine all of the device capabilities or the device characteristics are not

supported with the current LIC. Writes will be blocked for this device. If a write is attempted, the device will be marked failed.

Problem determination: Optical device SRC xxxxC023 is normally logged as informational. However, if the device is a USB DVD that is missing or not operational, this SRC may be reported as a serviceable event with a 63BC storage device type. Ensure that the USB cable is attached to the device and that the device has power.

Failing Item:

- SVCDOCS

63BCC100

Explanation: Bus error reported by device or the device unexpectedly reset.

Failing Item:

- USB_DEV

63BCC110

Explanation: Driver abort, device not responding.

Problem determination: Use the following list of possible causes as a guide. Some items may not apply to your device. Work down the list to eliminate problem possibilities.

- If there is a cable from the adapter or system unit to the device then verify that the cable is seated correctly at both ends before replacing parts.
- If the device has its own power source then power off and power on the device. Verify that the device has power before replacing parts.
- Try a different device in the same USB connection. If the different device functions properly then suspect that the original device is either not supported or failing.

If you have determined that none of the above are the cause of the problem then work the failing item list.

Failing Item:

- SVCDOCS
- USB_CBL
- USB_DEV

63BCC210

Explanation: Unexpected device condition.

Failing Item:

- USB_DEV

63BCC300

Explanation: Storage media or device error.

Failing Item:

- USB_DEV

63BCC304

Explanation: Media error.

Failing Item:

- USB_DEV

63BCC333

Explanation: Medium incompatible.

Failing Item:

- USB_DEV

63BCC400

Explanation: Device or device interface error.

Failing Item:

- USB_DEV

63BCC401

Explanation: USB transport error.

Problem determination: If this refcode does not appear in a serviceable event view then no service is required. The event was logged when a device disappeared while the USB transport did not appear to be in use. The device may have been unplugged or powered off. Otherwise perform the following:

Unplug and replug connectors and cables. If the location of the adapter's USB port is not listed in the Service Action Log (SAL) as part of the cable or device location use symbolic FRU USB_CBL to determine the location of the USB port and cable or device. Try the device again before exchanging hardware. This ends the procedure.

Failing Item:

- SVCDOCS
- USB_CBL
- USB_DEV
- AJDGP01

63BCC402

Explanation: Licensed Internal Code error.

Failing Item:

- AJDGP01

63BCCFF2

Explanation: Device not ready.

Failing Item:

- SVCDOCS
-

63BCCFF4

Explanation: Unrecoverable device error.

Failing Item:

- USB_DEV
-

63BCCFF6

Explanation: Temporary device error. If this event appears in a serviceable event view then a service action is required. Otherwise this event is informational statistical only and no service is required.

Failing Item:

- USB_DEV
-

63BCCFF7

Explanation: Temporary device error. If this event appears in a serviceable event view then a service

action is required. Otherwise this event is informational statistical only and no service is required.

Failing Item:

- USB_DEV
-

63BCCFF9

Explanation: Media error.

Failing Item:

- USB_DEV
-

63BCCFFB

Explanation: This event is informational only. No service required.

63BCCFFE

Explanation: Temporary device error. If this event appears in a serviceable event view then a service action is required. Otherwise this event is informational statistical only and no service is required.

Failing Item:

- USB_DEV
-

(6600) Reference codes

6600102E

Explanation: Out of alternate sectors for disk storage.

Failing Item:

- DISKDRV
-

66003002

Explanation: Addressed device failed to respond to selection.

Failing Item:

- DISKDRV
 - STORIOA
 - DEVBPLN
 - SASCABL
 - SASEXP
-

66003010

Explanation: Disk device returned wrong response to IOA.

Failing Item:

- DISKDRV
 - STORIOA
 - SASCABL
 - SASEXP
-

66003020

Explanation: Replacement device is not supported.

Failing Item:

- DISKDRV
 - STORIOA
 - SASCABL
-

66003029

Explanation: A device replacement has occurred.

Response: No action required. This reference code is logged for information only.

66003100

Explanation: Device bus interface error occurred.

Failing Item:

- DISKDRV
 - STORIOA
 - SASCABL
 - SASEXP
-

66003109

Explanation: IOA timed out a disk command.

6600310C • 660070DD

Failing Item:

- DISKDRV
 - STORIOA
 - SASCABL
 - SASEXP
-

6600310C

Explanation: Device bus error.

Failing Item:

- SIP3250
 - DISKDRV
 - STORIOA
-

6600310D

Explanation: Device bus error.

Failing Item:

- SIP3250
 - DISKDRV
 - STORIOA
-

66003110

Explanation: Device bus interface error occurred.

Failing Item:

- DISKDRV
 - STORIOA
 - SASCABL
 - SASEXP
-

66003130

Explanation: Device Licensed Internal Code.

Response: The device is not supported with the level of code currently on the system. Contact your next level of support.

Failing Item:

- SVCDOCS
-

660034FF

Explanation: Format in progress.

Response: No action required. This reference code is logged for information only.

66004041

Explanation: Incomplete multipath connection.

Response: Incomplete multipath connection between device backplane and device.

Failing Item:

- SIP3146
-

66004060

Explanation: Multipath redundancy level reduced.

Response: A redundant disk unit connection has failed.

Failing Item:

- SIP3153
 - SASCABL
 - SASEXP
-

66004061

Explanation: Multipath redundancy level increased.

Response: A redundant disk unit connection has been restored. No service action is required.

66004100

Explanation: Device bus fabric error.

Failing Item:

- SIP3152
 - SASCABL
 - SASEXP
 - DEVBPLN
 - STORIOA
 - DISKDRV
-

66007000

Explanation: Disk sector read error.

Response: No action required. This reference code is logged for information only.

66007001

Explanation: Temporary disk data error.

Response: If this event appears in a serviceable event view, work with the failing item list found there. If this event does not appear in a serviceable event view, no service action is required.

Failing Item:

- DISKDRV
-

660070DD

Explanation: System log entry only, no service action required.

6600FFF3

Explanation: Disk media format not valid.

Failing Item:

- DISKDRV
-

6600FFF4

Explanation: Disk device problem.

Failing Item:

- DISKDRV
 - STORIOA
-

6600FFF5

Explanation: Disk sector read error.

Response: If this event appears in a serviceable event view, work with the failing item list found there. If this event does not appear in a serviceable event view, no service action is required.

Failing Item:

- DISKDRV
-

6600FFF6

Explanation: Disk device detected recoverable error.

Response: If this event appears in a serviceable event view, work with the failing item list found there. If this event does not appear in a serviceable event view, no service action is required.

Failing Item:

- DISKDRV
-

6600FFF7

Explanation: Temporary disk data error.

Response: If this event appears in a serviceable event view, work with the failing item list found there. If this event does not appear in a serviceable event view, no service action is required.

Failing Item:

- DISKDRV
-

6600FFF9

Explanation: Temporary disk data error.

Response: If this event appears in a serviceable event view, work with the failing item list found there. If this event does not appear in a serviceable event view, no service action is required.

Failing Item:

- DISKDRV
-

6600FFFA

Explanation: Temporary disk bus error.

Response: If this event appears in a serviceable event view, work with the failing item list found there. If this event does not appear in a serviceable event view, no service action is required.

Failing Item:

- DISKDRV
 - STORIOA
 - SASCABL
 - SASEXP
-

6600FFFB

Explanation: SAS bus reset occurred.

Response: No action required. This reference code is logged for information only.

6600FFFC

Explanation: Soft device bus error.

Response: If this event appears in a serviceable event view, work with the failing item list found there. If this event does not appear in a serviceable event view, no service action is required.

Failing Item:

- SIP3250
 - DISKDRV
 - STORIOA
-

6600FFFD

Explanation: Soft device bus error.

Response: If this event appears in a serviceable event view, work with the failing item list found there. If this event does not appear in a serviceable event view, no service action is required.

Failing Item:

- SIP3250
 - DISKDRV
 - STORIOA
-

6600FFFE

Explanation: Temporary disk bus error.

Response: If this event appears in a serviceable event view, work with the failing item list found there. If this event does not appear in a serviceable event view, no service action is required.

Failing Item:

- SIP3150
-

(6607) Reference codes

6607102E

Explanation: Out of alternate sectors for disk storage.

Failing Item:

- DISKDRV
-

66073002

Explanation: Addressed device failed to respond to selection.

Failing Item:

- DISKDRV
 - STORIOA
 - BACKPLN
 - FI01106
 - FI01140
-

66073010

Explanation: Disk device returned wrong response to IOA.

Failing Item:

- DISKDRV
 - STORIOA
 - FI01140
 - FI01141
-

66073020

Explanation: Storage subsystem configuration error.

Response: If an MES is being installed, verify the configuration.

Failing Item:

- DISKDRV
 - FI01106
 - STORIOA
 - FI01140
-

66073029

Explanation: A device replacement has occurred.

Response: No action required. This reference code is logged for information only.

66073100

Explanation: Tape/optical or disk bus interface error occurred.

Failing Item:

- DSKIP03

- DISKDRV
 - STORIOA
 - FI01106
 - FI01140
-

66073109

Explanation: IOA timed out a disk command.

Failing Item:

- DISKDRV
 - STORIOA
 - FI01106
 - FI01140
-

66073110

Explanation: Disk bus interface error occurred.

Failing Item:

- DSKIP03
 - STORIOA
 - DISKDRV
 - FI01106
 - FI01140
-

66073130

Explanation: Device Licensed Internal Code.

Response: The device is not supported with the level of code currently on the system. Contact your next level of support.

Failing Item:

- SVCDOCS
-

66073131

Explanation: Device or IOA Licensed Internal Code.

Response: The device does not support a needed attribute and is running with degraded performance. Contact your next level of support.

Failing Item:

- SVCDOCS
-

66077000

Explanation: Recoverable disk sector read error.

Response: No action required. This reference code is logged for information only.

If this reference code appears in a serviceable event view then service is required, work the failing items list. Otherwise this event can be ignored.

Failing Item:

- DISKDRV

66077001

Explanation: Temporary disk data error.

Response: If this event appears in a serviceable event view, work with the failing item list found there. If this event does not appear in a serviceable event view, no service action is required.

Failing Item:

- DISKDRV

66077003

Explanation: Device format error.

Response: If the disk has not been formatted by the system, initialize and format the disk. See Work with disk unit recovery.

66077004

Explanation: System log entry only. No service action required.

660770DD

Explanation: System log entry only, no service action required.

6607FFF2

Explanation: Disk motor problem.

Failing Item:

- DISKDRV

6607FFF3

Explanation: Disk media format not valid.

Failing Item:

- DISKDRV

6607FFF4

Explanation: Disk device problem.

Failing Item:

- DISKDRV
- STORIOA

6607FFF5

Explanation: Disk sector read error.

Response: If this event appears in a serviceable event view, work with the failing item list found there. If this

event does not appear in a serviceable event view, no service action is required.

Failing Item:

- DISKDRV

6607FFF6

Explanation: Disk device detected recoverable error.

Response: If this event appears in a serviceable event view, work with the failing item list found there. If this event does not appear in a serviceable event view, no service action is required.

Failing Item:

- DISKDRV

6607FFF7

Explanation: Temporary disk data error.

Response: No action required. This reference code is logged for information only.

If this reference code appears in a serviceable event view then service is required, work the failing items list. Otherwise this event can be ignored.

Failing Item:

- DISKDRV

6607FFF8

Explanation: Temporary disk data error.

Response: If this event appears in a serviceable event view, work with the failing item list found there. If this event does not appear in a serviceable event view, no service action is required.

Failing Item:

- DISKDRV

6607FFF9

Explanation: Temporary disk data error.

Response: If this event appears in a serviceable event view, work with the failing item list found there. If this event does not appear in a serviceable event view, no service action is required.

Failing Item:

- DISKDRV

6607FFFA

Explanation: Temporary disk bus error.

Response: If this event appears in a serviceable event view, work with the failing item list found there. If this event does not appear in a serviceable event view, no service action is required.

Failing Item:

- DISKDRV
- STORIOA
- FI01140
- FI01141
- BACKPLN

6607FFFB

Explanation: SCSI bus reset occurred.

Response: No action required. This reference code is logged for information only.

6607FFFE

(6713) Reference codes

6713102E

Explanation: Out of alternate sectors for disk storage.

Failing Item:

- DISKDRV

67133002

Explanation: Addressed device failed to respond to selection.

Failing Item:

- DISKDRV
- STORIOA
- BACKPLN
- FI01106
- FI01140

67133010

Explanation: Disk device returned wrong response to IOA.

Failing Item:

- DISKDRV
- STORIOA
- FI01140
- FI01141

67133020

Explanation: Storage subsystem configuration error.

Response: If an MES is being installed, verify the configuration.

Failing Item:

- DISKDRV
- FI01106

Explanation: Temporary disk bus error.

Response: If this event appears in a serviceable event view, work with the failing item list found there. If this event does not appear in a serviceable event view, no service action is required.

Failing Item:

- DISKDRV
- STORIOA
- FI01106
- FI01140

-
- STORIOA

- FI01140

67133029

Explanation: A device replacement has occurred.

Response: No action required. This reference code is logged for information only.

67133100

Explanation: Tape/optical or disk bus interface error occurred.

Failing Item:

- DSKIP03
- DISKDRV
- STORIOA
- FI01106
- FI01140

67133109

Explanation: IOA timed out a disk command.

Failing Item:

- DISKDRV
- STORIOA
- FI01106
- FI01140

67133110

Explanation: Disk bus interface error occurred.

Failing Item:

- DSKIP03
- STORIOA
- DISKDRV

- FI01106
- FI01140

67133130

Explanation: Device Licensed Internal Code.

Response: The device is not supported with the level of code currently on the system. Contact your next level of support.

Failing Item:

- SVCDOCS

67133131

Explanation: Device or IOA Licensed Internal Code.

Response: The device does not support a needed attribute and is running with degraded performance. Contact your next level of support.

Failing Item:

- SVCDOCS

67137000

Explanation: Recoverable disk sector read error.

Response: No action required. This reference code is logged for information only.

If this reference code appears in a serviceable event view then service is required, work the failing items list. Otherwise this event can be ignored.

Failing Item:

- DISKDRV

67137001

Explanation: Temporary disk data error.

Response: If this event appears in a serviceable event view, work with the failing item list found there. If this event does not appear in a serviceable event view, no service action is required.

Failing Item:

- DISKDRV

67137003

Explanation: Device format error.

Response: If the disk has not been formatted by the system, initialize and format the disk. See Work with disk unit recovery.

67137004

Explanation: System log entry only. No service action required.

671370DD

Explanation: System log entry only, no service action required.

6713FFF2

Explanation: Disk motor problem.

Failing Item:

- DISKDRV

6713FFF3

Explanation: Disk media format not valid.

Failing Item:

- DISKDRV

6713FFF4

Explanation: Disk device problem.

Failing Item:

- DISKDRV
- STORIOA

6713FFF5

Explanation: Disk sector read error.

Response: If this event appears in a serviceable event view, work with the failing item list found there. If this event does not appear in a serviceable event view, no service action is required.

Failing Item:

- DISKDRV

6713FFF6

Explanation: Disk device detected recoverable error.

Response: If this event appears in a serviceable event view, work with the failing item list found there. If this event does not appear in a serviceable event view, no service action is required.

Failing Item:

- DISKDRV

6713FFF7

Explanation: Temporary disk data error.

Response: No action required. This reference code is logged for information only.

6713FFF8 • 67143029

If this reference code appears in a serviceable event view then service is required, work the failing items list. Otherwise this event can be ignored.

Failing Item:

- DISKDRV
-

6713FFF8

Explanation: Temporary disk data error.

Response: If this event appears in a serviceable event view, work with the failing item list found there. If this event does not appear in a serviceable event view, no service action is required.

Failing Item:

- DISKDRV
-

6713FFF9

Explanation: Temporary disk data error.

Response: If this event appears in a serviceable event view, work with the failing item list found there. If this event does not appear in a serviceable event view, no service action is required.

Failing Item:

- DISKDRV
-

6713FFFA

Explanation: Temporary disk bus error.

Response: If this event appears in a serviceable event

(6714) Reference codes

6714102E

Explanation: Out of alternate sectors for disk storage.

Failing Item:

- DISKDRV
-

67143002

Explanation: Addressed device failed to respond to selection.

Failing Item:

- DISKDRV
 - STORIOA
 - BACKPLN
 - FI01106
 - FI01140
-

67143010

Explanation: Disk device returned wrong response to IOA.

view, work with the failing item list found there. If this event does not appear in a serviceable event view, no service action is required.

Failing Item:

- DISKDRV
 - STORIOA
 - FI01140
 - FI01141
 - BACKPLN
-

6713FFFB

Explanation: SCSI bus reset occurred.

Response: No action required. This reference code is logged for information only.

6713FFFE

Explanation: Temporary disk bus error.

Response: If this event appears in a serviceable event view, work with the failing item list found there. If this event does not appear in a serviceable event view, no service action is required.

Failing Item:

- DISKDRV
 - STORIOA
 - FI01106
 - FI01140
-

Failing Item:

- DISKDRV
 - STORIOA
 - FI01140
 - FI01141
-

67143020

Explanation: Storage subsystem configuration error.

Response: If an MES is being installed, verify the configuration.

Failing Item:

- DISKDRV
 - FI01106
 - STORIOA
 - FI01140
-

67143029

Explanation: A device replacement has occurred.

Response: No action required. This reference code is logged for information only.

67143100

Explanation: Tape/optical or disk bus interface error occurred.

Failing Item:

- DSKIP03
- DISKDRV
- STORIOA
- FI01106
- FI01140

67143109

Explanation: IOA timed out a disk command.

Failing Item:

- DISKDRV
- STORIOA
- FI01106
- FI01140

67143110

Explanation: Disk bus interface error occurred.

Failing Item:

- DSKIP03
- STORIOA
- DISKDRV
- FI01106
- FI01140

67143130

Explanation: Device Licensed Internal Code.

Response: The device is not supported with the level of code currently on the system. Contact your next level of support.

Failing Item:

- SVCDOCS

67143131

Explanation: Device or IOA Licensed Internal Code.

Response: The device does not support a needed attribute and is running with degraded performance. Contact your next level of support.

Failing Item:

- SVCDOCS

67147000

Explanation: Recoverable disk sector read error.

Response: No action required. This reference code is logged for information only.

If this reference code appears in a serviceable event view then service is required, work the failing items list. Otherwise this event can be ignored.

Failing Item:

- DISKDRV

67147001

Explanation: Temporary disk data error.

Response: If this event appears in a serviceable event view, work with the failing item list found there. If this event does not appear in a serviceable event view, no service action is required.

Failing Item:

- DISKDRV

67147003

Explanation: Device format error.

Response: If the disk has not been formatted by the system, initialize and format the disk. See Work with disk unit recovery.

67147004

Explanation: System log entry only. No service action required.

671470DD

Explanation: System log entry only, no service action required.

6714FFF2

Explanation: Disk motor problem.

Failing Item:

- DISKDRV

6714FFF3

Explanation: Disk media format not valid.

Failing Item:

- DISKDRV

6714FFF4

Explanation: Disk device problem.

Failing Item:

- DISKDRV
- STORIOA

6714FFF5

Explanation: Disk sector read error.

Response: If this event appears in a serviceable event view, work with the failing item list found there. If this event does not appear in a serviceable event view, no service action is required.

Failing Item:

- DISKDRV

6714FFF6

Explanation: Disk device detected recoverable error.

Response: If this event appears in a serviceable event view, work with the failing item list found there. If this event does not appear in a serviceable event view, no service action is required.

Failing Item:

- DISKDRV

6714FFF7

Explanation: Temporary disk data error.

Response: No action required. This reference code is logged for information only.

If this reference code appears in a serviceable event view then service is required, work the failing items list. Otherwise this event can be ignored.

Failing Item:

- DISKDRV

6714FFF8

Explanation: Temporary disk data error.

Response: If this event appears in a serviceable event view, work with the failing item list found there. If this event does not appear in a serviceable event view, no service action is required.

Failing Item:

(6717) Reference codes

6717102E

Explanation: Out of alternate sectors for disk storage.

Failing Item:

- DISKDRV

6714FFF9

Explanation: Temporary disk data error.

Response: If this event appears in a serviceable event view, work with the failing item list found there. If this event does not appear in a serviceable event view, no service action is required.

Failing Item:

- DISKDRV

6714FFFA

Explanation: Temporary disk bus error.

Response: If this event appears in a serviceable event view, work with the failing item list found there. If this event does not appear in a serviceable event view, no service action is required.

Failing Item:

- DISKDRV
- STORIOA
- FI01140
- FI01141
- BACKPLN

6714FFFB

Explanation: SCSI bus reset occurred.

Response: No action required. This reference code is logged for information only.

6714FFFE

Explanation: Temporary disk bus error.

Response: If this event appears in a serviceable event view, work with the failing item list found there. If this event does not appear in a serviceable event view, no service action is required.

Failing Item:

- DISKDRV
- STORIOA
- FI01106
- FI01140

-
- DISKDRV

67173002

Explanation: Addressed device failed to respond to selection.

Failing Item:

- DISKDRV
- STORIOA
- BACKPLN
- FI01106
- FI01140

67173010

Explanation: Disk device returned wrong response to IOA.

Failing Item:

- DISKDRV
- STORIOA
- FI01140
- FI01141

67173020

Explanation: Storage subsystem configuration error.

Response: If an MES is being installed, verify the configuration.

Failing Item:

- DISKDRV
- FI01106
- STORIOA
- FI01140

67173029

Explanation: A device replacement has occurred.

Response: No action required. This reference code is logged for information only.

67173100

Explanation: Tape/optical or disk bus interface error occurred.

Failing Item:

- DSKIP03
- DISKDRV
- STORIOA
- FI01106
- FI01140

67173109

Explanation: IOA timed out a disk command.

Failing Item:

- DISKDRV

- STORIOA
- FI01106
- FI01140

67173110

Explanation: Disk bus interface error occurred.

Failing Item:

- DSKIP03
- STORIOA
- DISKDRV
- FI01106
- FI01140

67173130

Explanation: Device Licensed Internal Code.

Response: The device is not supported with the level of code currently on the system. Contact your next level of support.

Failing Item:

- SVCDOCS

67173131

Explanation: Device or IOA Licensed Internal Code.

Response: The device does not support a needed attribute and is running with degraded performance. Contact your next level of support.

Failing Item:

- SVCDOCS

67177000

Explanation: Recoverable disk sector read error.

Response: No action required. This reference code is logged for information only.

If this reference code appears in a serviceable event view then service is required, work the failing items list. Otherwise this event can be ignored.

Failing Item:

- DISKDRV

67177001

Explanation: Temporary disk data error.

Response: If this event appears in a serviceable event view, work with the failing item list found there. If this event does not appear in a serviceable event view, no service action is required.

Failing Item:

- DISKDRV

67177003

Explanation: Device format error.

Response: If the disk has not been formatted by the system, initialize and format the disk. See Work with disk unit recovery.

67177004

Explanation: System log entry only. No service action required.

671770DD

Explanation: System log entry only, no service action required.

6717FFF2

Explanation: Disk motor problem.

Failing Item:

- DISKDRV

6717FFF3

Explanation: Disk media format not valid.

Failing Item:

- DISKDRV

6717FFF4

Explanation: Disk device problem.

Failing Item:

- DISKDRV
- STORIOA

6717FFF5

Explanation: Disk sector read error.

Response: If this event appears in a serviceable event view, work with the failing item list found there. If this event does not appear in a serviceable event view, no service action is required.

Failing Item:

- DISKDRV

6717FFF6

Explanation: Disk device detected recoverable error.

Response: If this event appears in a serviceable event view, work with the failing item list found there. If this event does not appear in a serviceable event view, no service action is required.

Failing Item:

- DISKDRV

6717FFF7

Explanation: Temporary disk data error.

Response: No action required. This reference code is logged for information only.

If this reference code appears in a serviceable event view then service is required, work the failing items list. Otherwise this event can be ignored.

Failing Item:

- DISKDRV

6717FFF8

Explanation: Temporary disk data error.

Response: If this event appears in a serviceable event view, work with the failing item list found there. If this event does not appear in a serviceable event view, no service action is required.

Failing Item:

- DISKDRV

6717FFF9

Explanation: Temporary disk data error.

Response: If this event appears in a serviceable event view, work with the failing item list found there. If this event does not appear in a serviceable event view, no service action is required.

Failing Item:

- DISKDRV

6717FFFA

Explanation: Temporary disk bus error.

Response: If this event appears in a serviceable event view, work with the failing item list found there. If this event does not appear in a serviceable event view, no service action is required.

Failing Item:

- DISKDRV
- STORIOA
- FI01140
- FI01141
- BACKPLN

6717FFFB

Explanation: SCSI bus reset occurred.

Response: No action required. This reference code is logged for information only.

6717FFFE

Explanation: Temporary disk bus error.

Response: If this event appears in a serviceable event view, work with the failing item list found there. If this event does not appear in a serviceable event view, no service action is required.

Failing Item:

- DISKDRV
 - STORIOA
 - FI01106
 - FI01140
-

(6718) Reference codes

6718102E

Explanation: Out of alternate sectors for disk storage.

Failing Item:

- DISKDRV
-

67183002

Explanation: Addressed device failed to respond to selection.

Failing Item:

- DISKDRV
 - STORIOA
 - BACKPLN
 - FI01106
 - FI01140
-

67183010

Explanation: Disk device returned wrong response to IOA.

Failing Item:

- DISKDRV
 - STORIOA
 - FI01140
 - FI01141
-

67183020

Explanation: Storage subsystem configuration error.

Response: If an MES is being installed, verify the configuration.

Failing Item:

- DISKDRV
 - FI01106
 - STORIOA
 - FI01140
-

67183029

Explanation: A device replacement has occurred.

Response: No action required. This reference code is logged for information only.

67183100

Explanation: Tape/optical or disk bus interface error occurred.

Failing Item:

- DSKIP03
 - DISKDRV
 - STORIOA
 - FI01106
 - FI01140
-

67183109

Explanation: IOA timed out a disk command.

Failing Item:

- DISKDRV
 - STORIOA
 - FI01106
 - FI01140
-

67183110

Explanation: Disk bus interface error occurred.

Failing Item:

- DSKIP03
 - STORIOA
 - DISKDRV
 - FI01106
 - FI01140
-

67183130

Explanation: Device Licensed Internal Code.

Response: The device is not supported with the level of code currently on the system. Contact your next level of support.

Failing Item:

- SVCDOCS
-

67183131

Explanation: Device or IOA Licensed Internal Code.

Response: The device does not support a needed

67187000 • 6718FFF9

attribute and is running with degraded performance. Contact your next level of support.

Failing Item:

- SVCDOCS
-

67187000

Explanation: Recoverable disk sector read error.

Response: No action required. This reference code is logged for information only.

If this reference code appears in a serviceable event view then service is required, work the failing items list. Otherwise this event can be ignored.

Failing Item:

- DISKDRV
-

67187001

Explanation: Temporary disk data error.

Response: If this event appears in a serviceable event view, work with the failing item list found there. If this event does not appear in a serviceable event view, no service action is required.

Failing Item:

- DISKDRV
-

67187003

Explanation: Device format error.

Response: If the disk has not been formatted by the system, initialize and format the disk. See Work with disk unit recovery.

67187004

Explanation: System log entry only. No service action required.

671870DD

Explanation: System log entry only, no service action required.

6718FFF2

Explanation: Disk motor problem.

Failing Item:

- DISKDRV
-

6718FFF3

Explanation: Disk media format not valid.

Failing Item:

- DISKDRV
-

6718FFF4

Explanation: Disk device problem.

Failing Item:

- DISKDRV
 - STORIOA
-

6718FFF5

Explanation: Disk sector read error.

Response: If this event appears in a serviceable event view, work with the failing item list found there. If this event does not appear in a serviceable event view, no service action is required.

Failing Item:

- DISKDRV
-

6718FFF6

Explanation: Disk device detected recoverable error.

Response: If this event appears in a serviceable event view, work with the failing item list found there. If this event does not appear in a serviceable event view, no service action is required.

Failing Item:

- DISKDRV
-

6718FFF7

Explanation: Temporary disk data error.

Response: No action required. This reference code is logged for information only.

If this reference code appears in a serviceable event view then service is required, work the failing items list. Otherwise this event can be ignored.

Failing Item:

- DISKDRV
-

6718FFF8

Explanation: Temporary disk data error.

Response: If this event appears in a serviceable event view, work with the failing item list found there. If this event does not appear in a serviceable event view, no service action is required.

Failing Item:

- DISKDRV
-

6718FFF9

Explanation: Temporary disk data error.

Response: If this event appears in a serviceable event view, work with the failing item list found there. If this

event does not appear in a serviceable event view, no service action is required.

Failing Item:

- DISKDRV

6718FFFA

Explanation: Temporary disk bus error.

Response: If this event appears in a serviceable event view, work with the failing item list found there. If this event does not appear in a serviceable event view, no service action is required.

Failing Item:

- DISKDRV
- STORIOA
- FI01140
- FI01141
- BACKPLN

(6719) Reference codes

6719102E

Explanation: Out of alternate sectors for disk storage.

Failing Item:

- DISKDRV

67193002

Explanation: Addressed device failed to respond to selection.

Failing Item:

- DISKDRV
- STORIOA
- BACKPLN
- FI01106
- FI01140

67193010

Explanation: Disk device returned wrong response to IOA.

Failing Item:

- DISKDRV
- STORIOA
- FI01140
- FI01141

67193020

Explanation: Storage subsystem configuration error.

Response: If an MES is being installed, verify the configuration.

6718FFFB

Explanation: SCSI bus reset occurred.

Response: No action required. This reference code is logged for information only.

6718FFFE

Explanation: Temporary disk bus error.

Response: If this event appears in a serviceable event view, work with the failing item list found there. If this event does not appear in a serviceable event view, no service action is required.

Failing Item:

- DISKDRV
- STORIOA
- FI01106
- FI01140

Failing Item:

- DISKDRV
- FI01106
- STORIOA
- FI01140

67193029

Explanation: A device replacement has occurred.

Response: No action required. This reference code is logged for information only.

67193100

Explanation: Tape/optical or disk bus interface error occurred.

Failing Item:

- DSKIP03
- DISKDRV
- STORIOA
- FI01106
- FI01140

67193109

Explanation: IOA timed out a disk command.

Failing Item:

- DISKDRV
- STORIOA
- FI01106
- FI01140

67193110

Explanation: Disk bus interface error occurred.

Failing Item:

- DSKIP03
 - STORIOA
 - DISKDRV
 - FI01106
 - FI01140
-

67193130

Explanation: Device Licensed Internal Code.

Response: The device is not supported with the level of code currently on the system. Contact your next level of support.

Failing Item:

- SVCDOCS
-

67193131

Explanation: Device or IOA Licensed Internal Code.

Response: The device does not support a needed attribute and is running with degraded performance. Contact your next level of support.

Failing Item:

- SVCDOCS
-

67197000

Explanation: Recoverable disk sector read error.

Response: No action required. This reference code is logged for information only.

If this reference code appears in a serviceable event view then service is required, work the failing items list. Otherwise this event can be ignored.

Failing Item:

- DISKDRV
-

67197001

Explanation: Temporary disk data error.

Response: If this event appears in a serviceable event view, work with the failing item list found there. If this event does not appear in a serviceable event view, no service action is required.

Failing Item:

- DISKDRV
-

67197003

Explanation: Device format error.

Response: If the disk has not been formatted by the system, initialize and format the disk. See Work with disk unit recovery.

67197004

Explanation: System log entry only. No service action required.

671970DD

Explanation: System log entry only, no service action required.

6719FFF2

Explanation: Disk motor problem.

Failing Item:

- DISKDRV
-

6719FFF3

Explanation: Disk media format not valid.

Failing Item:

- DISKDRV
-

6719FFF4

Explanation: Disk device problem.

Failing Item:

- DISKDRV
 - STORIOA
-

6719FFF5

Explanation: Disk sector read error.

Response: If this event appears in a serviceable event view, work with the failing item list found there. If this event does not appear in a serviceable event view, no service action is required.

Failing Item:

- DISKDRV
-

6719FFF6

Explanation: Disk device detected recoverable error.

Response: If this event appears in a serviceable event view, work with the failing item list found there. If this event does not appear in a serviceable event view, no service action is required.

Failing Item:

- DISKDRV

6719FFF7

Explanation: Temporary disk data error.

Response: No action required. This reference code is logged for information only.

If this reference code appears in a serviceable event view then service is required, work the failing items list. Otherwise this event can be ignored.

Failing Item:

- DISKDRV

6719FFF8

Explanation: Temporary disk data error.

Response: If this event appears in a serviceable event view, work with the failing item list found there. If this event does not appear in a serviceable event view, no service action is required.

Failing Item:

- DISKDRV

6719FFF9

Explanation: Temporary disk data error.

Response: If this event appears in a serviceable event view, work with the failing item list found there. If this event does not appear in a serviceable event view, no service action is required.

Failing Item:

- DISKDRV

6719FFFA**(6A59) Reference codes****6A590AD2**

Explanation: Communications adapter card test failed.

Failing Item:

- FI00718

6A590AD3

Explanation: Communications adapter card test failed.

Failing Item:

- FI00718

6A590B25

Explanation: Communications adapter card test failed.

Failing Item:

Explanation: Temporary disk bus error.

Response: If this event appears in a serviceable event view, work with the failing item list found there. If this event does not appear in a serviceable event view, no service action is required.

Failing Item:

- DISKDRV
- STORIOA
- FI01140
- FI01141
- BACKPLN

6719FFFB

Explanation: SCSI bus reset occurred.

Response: No action required. This reference code is logged for information only.

6719FFFE

Explanation: Temporary disk bus error.

Response: If this event appears in a serviceable event view, work with the failing item list found there. If this event does not appear in a serviceable event view, no service action is required.

Failing Item:

- DISKDRV
- STORIOA
- FI01106
- FI01140

- FI00719

- FI00718

- FI00727

6A590BA0

Explanation: Communications adapter card test failed.

Failing Item:

- FI00719
- FI00718

6A590BAB

Explanation: Communications adapter card test failed.

Failing Item:

- FI00719

6A590BB0 • 6A590C70

- FI00718

6A590BB0

Explanation: Communications adapter card test failed.

Failing Item:

- FI00719
- FI00718

6A590BD0

Explanation: Communications adapter card test failed.

Failing Item:

- FI00719
- FI00718

6A590BD1

Explanation: Communications adapter card test failed.

Failing Item:

- FI00719
- FI00718

6A590BEE

Explanation: I/O card Licensed Internal Code ended abnormally.

Failing Item:

- FI00719
- FI00718

6A590C10

Explanation: Communications adapter card test failed.

Failing Item:

- FI00719
- FI00718
- FI00727

6A590C20

Explanation: Communications adapter card test failed.

Failing Item:

- FI00719
- FI00718

6A590C30

Explanation: Adapter card failed modem interface test.

Failing Item:

- FI00719
- FI00718

1000 Power Systems: System reference codes (1xxx - Axxx)

6A590C40

Explanation: Synchronous-data-link-control send-receive test failed.

Failing Item:

- FI00719
- FI00718

6A590C43

Explanation: Synchronous-data-link-control send-receive test failed.

Failing Item:

- FI00719
- FI00718

6A590C50

Explanation: Binary synchronous control send-receive test failed.

Failing Item:

- FI00719
- FI00718

6A590C53

Explanation: Binary synchronous control send-receive test failed.

Failing Item:

- FI00719
- FI00718

6A590C60

Explanation: Asynchronous send-receive test failed.

Failing Item:

- FI00719
- FI00718

6A590C63

Explanation: Asynchronous send-receive test failed.

Failing Item:

- FI00719
- FI00718

6A590C70

Explanation: Communications adapter card test failed.

Failing Item:

- FI00719
- FI00718

6A590C80

Explanation: Communications adapter card test failed.

Failing Item:

- FI00719
 - FI00718
-

6A590C90

Explanation: Communications adapter card X.21 test failed.

Failing Item:

- FI00719
 - FI00718
-

6A590CA1

Explanation: Communications adapter card test failed.

Failing Item:

- FI00719
 - FI00718
-

6A590CC0

Explanation: Communications adapter card test failed.

Failing Item:

- FI00719
 - FI00718
-

6A595007

Explanation: Diagnostic wrap test completed; no errors detected.

6A595008

Explanation: Diagnostic wrap test completed; error was detected.

Failing Item:

- FI00719
 - DPAC
 - FI00718
-

6A59FFFF

Explanation: User suspected problem.

Failing Item:

- USER
-

(6B22) Reference codes

6B22XXXX

Explanation: Event logged in client for a virtual drive being provide by an I/O host.

Failing Item:

- VIRTDRV
-

(6B23) Reference codes

6B23XXXX

Explanation: Event logged in client for a virtual drive being provide by an I/O host.

Failing Item:

- VIRTDRV
-

(6B24) Reference codes

6B24XXXX

Explanation: Event logged in client for a virtual drive being provide by an I/O host.

Failing Item:

- VIRTDRV
-

(6B25) Reference codes

6B253020

Explanation: VIOS hosted, I/O processor detected a configuration error.

Response: Either too many devices or the wrong kind of devices have been configured under the IOA. Change the configuration.

Failing Item:

- SVCDOCS
-

6B253100

Explanation: VIOS hosted, I/O processor card detected interface error. If this event appears in a serviceable event view then it requires service. Otherwise it can be ignored.

6B253120 • 6B259903

This event will be logged as informational during LPAR migrations and can be ignored.

Failing Item:

- VIOSLOG
- FCINTF
- ANYFC
- FCIOA
- OPT_CLN

6B253120

Explanation: VIOS hosted, I/O processor detected a port failure. If this event appears in a serviceable event view then it requires service. Otherwise it can be ignored.

This event may be logged as informational during LPAR migrations and can be ignored.

Failing Item:

- FCCABLE
- FCPORT
- FCIOA
- VIOSLOG
- FCDEV
- OPT_CLN

6B253140

Explanation: VIOS hosted, I/O Processor detected that a port is now operational.

Response: This reference code and the 3120 reference code that occurred before it require no service action, since the port is now operational.

6B253400

Explanation: VIOS hosted, I/O processor card detected device error.

Failing Item:

- FCDEV
- FCINTF
- ANYFC
- FCIOA
- OPT_CLN

6B253405

Explanation: An error occurred during task initialization for a removable media device. This SRC is

logged when an error occurs and the removable media device driver cannot determine the device type or model.

Response: Perform the following:

- Check the Product Activity Log for other entries that indicate interface problems and work those problems.
- Check the device firmware level and apply the latest PTFs.
- Check for LIC logs with major code 2E00. Contact your next level of support with the information you have gathered.

Problem determination: IPL the IOP to retry the device identification process. If the error persists then contact your service provider.

Failing Item:

- PTFSRCH

6B258100

Explanation: VIOS hosted, recovered Fibre Channel interface error.

Failing Item:

- AJDGP01

6B258130

Explanation: VIOS hosted, recovered Fibre Channel interface error.

Response: No action required. This reference code is logged for information only.

6B258301

Explanation: VIOS hosted, unexpected fibre channel error detected.

Failing Item:

- NEXTLVL

6B259500

Explanation: Internal program error in driver code.

Failing Item:

- PTFSRCH

6B259903

Explanation: Tape device information was logged. Informational event, no service required.

(7207) Reference codes

A tape or tape library device failure occurred.

Note: Use this table to handle reference codes that might be displayed during a type D IPL to install the operating system. If you are not performing a type D IPL of the operating system, consult any error logs found in the serviceable event view. If you cannot locate an error log in the serviceable event view that corresponds with the failure, run a verification test for the tape unit.

1. Verify that the device has power.
2. Check the device for any error indications. Refer to the device service information to resolve any error indications.
3. Clean the recording head in the tape device.
4. Attempt the failing operation again. Does the operation complete successfully?

Yes: You have corrected the problem. **This ends the procedure.**

No: Look at the 8 rightmost characters of the Data display for Function 11, which represent the reference code. Find the reference code in the following list.

72073000

Explanation: I/O adapter hardware error detected.

Failing Item:

- FI01112

72073202

Explanation: Tape unit configuration error.

Response: Before exchanging any parts, verify that the following condition is not present:

- The attached device type or model is only supported on an I/O adapter that is attached to an I/O processor.

Failing Item:

- TAPCNFG
- FI00871

72073400

Explanation: Device error has occurred.

Failing Item:

- FI00872
- DEVTERM
- FI00871
- FI01103
- FI01106

72079020

Explanation: Tape unit configuration error.

Response: Before exchanging any parts, verify that the following conditions are not present:

- Tape and DASD devices attached to an I/O Processor that does not support Tape and Dasd devices at the same time.
- An unsupported device type or model is attached.

Failing Item:

- TAPCNFG

- FI00871
- PTFSRCH

72079100

Explanation: Interface error detected by system or by tape unit.

Response: If the attached device is an external device, do the following before exchanging any parts:

1. Ensure that the signal cable is seated correctly, and that there are no bent or damaged pins on the cable.
2. For a SCSI attached device ensure that a terminating plug is attached to the device end of the cable.

If the attached tape device is owned by a Virtual I/O Server partition refer to Troubleshooting the Virtual I/O Server to determine the parts to replace.

Failing Item:

- FI00871
- FI01112
- FI00872
- DEVTERM

72079101

Explanation: Fibre Channel interface error detected.

Response: If the attached device is an external device, do the following before exchanging any parts:

1. Ensure that the Fibre Channel cable is correctly connected to the ports.
2. Clean the Fibre Channel connectors.
3. If there is a switch or hub attached, verify that it is operational.
4. If there is a gateway device attached, refer to the gateway device service documentation for additional problem analysis procedures.
5. refer to the tape device service documentation for additional problem analysis procedures.

72079102 • 72079202

If the attached tape device is owned by a Virtual I/O Server partition refer to Troubleshooting the Virtual I/O Server to determine the parts to replace.

Failing Item:

- FCIOA
- FCDEV
- FCCABLE

72079102

Explanation: Gateway device detected a SCSI interface error.

Response: Use the gateway device service documentation to analyze the problem.

Failing Item:

- FI00871
- FCGATE
- FI00872
- DEVTERM

72079103

Explanation: Interface error detected by system or by tape unit.

Response: If the attached device is an external tape device, do the following before exchanging any parts:

1. Ensure that the SAS cable is correctly connected to the ports.
2. Ensure that the device has power.

If the attached tape device is owned by a Virtual I/O Server partition refer to Troubleshooting the Virtual I/O Server to determine the parts to replace.

Failing Item:

- FI00871
- FI01112
- SASCABL

72079104

Explanation: Interface error detected by system or by tape unit.

Response: If the attached device is an external tape device, do the following before exchanging any parts:

1. Ensure that the USB cable is correctly connected to the ports.
2. Ensure that the device has power.

If the attached tape device is owned by a Virtual I/O Server partition refer to Troubleshooting the Virtual I/O Server to determine the parts to replace.

Failing Item:

- USB_DEV

- USB_IOA
- USB_CBL

72079200

Explanation: Tape unit is not responding.

Response: If the attached device is an external device, do the following before exchanging any parts:

1. Ensure that the device is powered on.
2. Ensure that the signal cable is seated correctly, and that there are no bent or damaged pins on the cable.
3. For a SCSI attached device ensure that a terminating plug is attached to the device end of the SCSI cable.

If the attached tape device is owned by a Virtual I/O Server partition refer to Troubleshooting the Virtual I/O Server to determine the parts to replace.

Failing Item:

- FI00871
- FI01112
- FI00872
- DEVTERM

72079201

Explanation: Tape unit command timeout.

Response: If the attached device is an external device, do the following before exchanging any parts:

1. Ensure that the device is powered on.
2. If an interposer is required, make sure that it is connected between the I/O processor and the SCSI cable.
3. Ensure that the signal cable is seated correctly, and that there are no bent or damaged pins on the SCSI cable.
4. Ensure that a terminating plug is attached to the device end of the SCSI cable.
5. If the attached tape device is owned by a Virtual I/O Server partition it may be necessary to reset the virtual IOP to recover from the error.

Failing Item:

- FI00871
- FI01112
- FI00872
- DEVTERM
- MEDIA

72079202

Explanation: Tape unit failed after Licensed Internal Code was loaded.

Response: If the attached device is an external device,

do the following before exchanging any parts:

1. Ensure that the device is powered on.
2. If an interposer is required, make sure that it is connected between the I/O processor and the SCSI cable.
3. Ensure that the SCSI cable is seated correctly, and that there are no bent or damaged pins on the SCSI cable.
4. Ensure that a terminating plug is attached to the device end of the SCSI cable.

Failing Item:

- FI00871
- FI01112
- FI00872
- DEVTERM

72079210

Explanation: Illegal or unsupported tape unit response.

Failing Item:

- FI00871
- FI01112
- PTFSRCH

72079211

Explanation: Gateway device detected a bus protocol error.

Response: Use the gateway device service documentation to analyze the problem.

Failing Item:

- FCGATE
- FCIOA
- FI00871
- ANYFC
- FCCABLE
- FI00872
- DEVTERM

72079220

Explanation: Hardware configuration change detected.

Response: The tape device or tape library device has reported a configuration change that requires the I/O processor to be reset. Reset the I/O processor before using the device.

72079221

Explanation: I/O path change occurred.

Response: No action required. This reference code is logged for information only.

72079300

Explanation: Tape unit failure.

Failing Item:

- FI00871

72079301

Explanation: Tape device failure, redundancy lost.

Response: The tape unit detected a hardware failure that does not prevent the tape unit from completing the current operation.

Failing Item:

- FI00871

72079302

Explanation: Tape device failure or media error.

Response: The tape unit detected a failure that may be caused by a hardware failure or a media error.

Refer to the tape unit service information for possible information on diagnostic tests that can be run to isolate between hardware and media failures.

Failing Item:

- MEDIA
- FI00871

72079303

Explanation: Gateway device failure.

Response: Use the gateway device service documentation to analyze the problem.

Failing Item:

- FCGATE

72079304

Explanation: Tape unit failure.

Response: Before exchanging any parts, do the following:

1. Ensure that the EKM/TKLM server is operational and properly configured.
2. Ensure that the mounted cartridge is in the EKM/TKLM server database.

Failing Item:

- USER

- FI00871

72079310

Explanation: Licensed Internal Code for the tape unit is not correct.

Failing Item:

- PTFSRCH
- FI00871

72079320

Explanation: Tape device Licensed Internal Code failure.

Failing Item:

- FI00130
- FI00871

72079321

Explanation: Gateway device Licensed Internal Code error.

Response: Use the gateway device service documentation to analyze the problem.

Failing Item:

- FCCODE

72079350

Explanation: Tape unit detected a read or write error on tape medium.

Response: A permanent read or write error occurred. Clean the tape unit and retry the operation.

If cleaning the tape unit does not correct the problem, exchange the tape media.

Failing Item:

- MEDIA
- TAPCLN
- FI00871

72079351

Explanation: Tape with excessive error rate was mounted in tape device.

Response: The tape unit detected that the mounted tape cartridge has a history of excessive read and write errors. It is recommended that you exchange the tape cartridge.

Failing Item:

- MEDIA
- TAPCLN
- FI00871

72079355

Explanation: The data format is incorrect; the tape cannot be read.

Response: The tape unit has detected that the data format on the tape media is not supported or that the tape media is defective. Do the following before exchanging any parts:

1. Initialize the tape to a different format.
2. Clean the tape unit.

If the operation continues to fail, use a different tape cartridge.

Failing Item:

- USER
- MEDIA
- TAPCLN
- FI00871

72079500

Explanation: Licensed Internal Code error.

Response: If the system is operational, perform a dump of the I/O processor data.

Failing Item:

- PTFSRCH

72079501

Explanation: Licensed Internal Code error.

Failing Item:

- PTFSRCH

72079800

Explanation: System successfully recovered from temporary I/O error.

Response: No action required. This reference code is logged for information only.

72079801

Explanation: System successfully recovered from temporary I/O error.

Response: No action required. This reference code is logged for information only.

72079802

Explanation: System successfully recovered from temporary I/O error.

Response: No action required. This reference code is logged for information only.

72079803

Explanation: System successfully recovered from temporary I/O error.

Response: No action required. This reference code is logged for information only.

72079804

Explanation: System successfully recovered from temporary I/O error.

Response: No action required. This reference code is logged for information only.

72079805

Explanation: System successfully recovered from temporary I/O error.

Response: No action required. This reference code is logged for information only.

72079806

Explanation: System successfully recovered from temporary I/O error.

Response: No action required. This reference code is logged for information only.

72079810

Explanation: Problem analysis has determined a part should be replaced.

Response: This reference code is used for ending Online Problem Analysis with a list of failing items. (Information Only.)

72079899

Explanation: Problem analysis completed, the problem has been corrected.

Response: This reference code is used for ending Online Problem Analysis when no problem was found

(78D1) Reference codes

78D11511

Explanation: An over temperature warning occurred on power supply 1.

Problem determination: Check for other fan failure errors from the same enclosure. If you find any fan errors from the same power supply in the same enclosure logged at about the same time then close this problem and work those errors. Otherwise work the failing items.

Failing Item:

or the problem was corrected.

72079900

Explanation: Licensed Internal Code for tape unit was not upgraded.

Response: The I/O processor loading of Licensed Internal Code (LIC) to the programmable tape unit was not completed.

The tape unit will continue to operate with the previous LIC. You may do either of the following:

- Wait for next IPL when the system will attempt to load the LIC for the tape drive again.
- Perform TUPIP04 to reset the IOP and the tape unit. When the IOP is reset, if the device has the wrong level of LIC, the IOP will attempt to load the new LIC.

Failing Item:

- USER
-

72079901

Explanation: Tape performance statistics logged.

Response: No action required. This reference code is logged for information only.

72079902

Explanation: An IOP dump was initiated.

Response: No action required.

72079903

Explanation: Tape device information logged.

Response: No action required. This reference code is logged for information only.

7207FFF6

Explanation: Tape volume statistics logged (no action required).

- AMBTMP1
 - DISKPWR
-

78D11515

Explanation: A fatal error occurred on power supply 1.

Problem determination: This SRC can be the result of a loss of utility power, battery back up or UPS power to the I/O storage unit. The unit and power supply that detected the problem are in the FRU list of the serviceable event. Before starting a repair action for this

78D11516 • 78D11525

problem verify that utility power, BBU or UPS to the unit was not interrupted at the time the SRC was logged. If there was an interruption to power at about the same time then no service is required and this problem can be closed.

Failing Item:

- DISKPWR
 - DEVBPLN
 - SASEXP
-

78D11516

Explanation: A fatal error occurred on power supply 1.

Problem determination: This SRC can be the result of a loss of utility power, battery back up or UPS power to the I/O storage unit. The unit and power supply that detected the problem are in the FRU list of the serviceable event. Before starting a repair action for this problem verify that utility power, BBU or UPS to the unit was not interrupted at the time the SRC was logged. If there was an interruption to power at about the same time then no service is required and this problem can be closed.

Failing Item:

- DISKPWR
 - DEVBPLN
 - SASEXP
-

78D11517

Explanation: A fatal error occurred on power supply 1.

Failing Item:

- DISKPWR
 - DEVBPLN
 - SASEXP
-

78D11518

Explanation: An over temperature error occurred on power supply 1.

Problem determination: Check for other fan failure errors from the same enclosure. If you find any fan errors from the same power supply in the same enclosure logged at about the same time then close this problem and work those errors. Otherwise work the failing items.

Failing Item:

- AMBTMP1
 - DISKPWR
-

78D11519

Explanation: An AC loss was detected on power supply 1.

Problem determination: Verify that AC power was present for power supply 1 at the time this error was logged and is currently present. If you determine that this problem was due to the loss of AC power then work that issue and close this problem. Otherwise work the failing items.

Failing Item:

- PWRCORD
 - DISKPWR
-

78D1151A

Explanation: A fatal error occurred on power supply 1.

Failing Item:

- DISKPWR
-

78D11521

Explanation: An over temperature warning occurred on power supply 2.

Problem determination: Check for other fan failure errors from the same enclosure. If you find any fan errors from the same power supply in the same enclosure logged at about the same time then close this problem and work those errors. Otherwise work the failing items.

Failing Item:

- AMBTMP1
 - DISKPWR
-

78D11525

Explanation: A fatal error occurred on power supply 2.

Problem determination: This SRC can be the result of a loss of utility power, battery back up or UPS power to the I/O storage unit. The unit and power supply that detected the problem are in the FRU list of the serviceable event. Before starting a repair action for this problem verify that utility power, BBU or UPS to the unit was not interrupted at the time the SRC was logged. If there was an interruption to power at about the same time then no service is required and this problem can be closed.

Failing Item:

- DISKPWR
 - DEVBPLN
 - SASEXP
-

78D11526

Explanation: A fatal error occurred on power supply 2.

Problem determination: This SRC can be the result of a loss of utility power, battery back up or UPS power to the I/O storage unit. The unit and power supply that detected the problem are in the FRU list of the serviceable event. Before starting a repair action for this problem verify that utility power, BBU or UPS to the unit was not interrupted at the time the SRC was logged. If there was an interruption to power at about the same time then no service is required and this problem can be closed.

Failing Item:

- DISKPWR
- DEVBPLN
- SASEXP

78D11527

Explanation: A fatal error occurred on power supply 2.

Failing Item:

- DISKPWR
- DEVBPLN
- SASEXP

78D11528

Explanation: An over temperature error occurred on power supply 2.

Problem determination: Check for other fan failure errors from the same enclosure. If you find any fan errors from the same power supply in the same enclosure logged at about the same time then close this problem and work those errors. Otherwise work the failing items.

Failing Item:

- AMBTMP1
- DISKPWR

78D11529

Explanation: An AC loss was detected on power supply 2.

Problem determination: Verify that AC power was present for power supply 2 at the time this error was logged and is currently present. If you determine that this problem was due to the loss of AC power then work that issue and close this problem. Otherwise work the failing items.

Failing Item:

- PWRCORD

- DISKPWR

78D1152A

Explanation: A fatal error occurred on power supply 2.

Failing Item:

- DISKPWR

78D13002

Explanation: Addressed device backplane failed to respond to selection.

Problem determination: If there are multiple xxxx3002 reference codes logged from the same disk expansion unit at about the same time suspect an input power failure. Verify that input power to the expansion unit power supplies was active at the time of the error. If input power to the expansion unit failed the expansion unit was not able to log a reference code for the input power failure. Restore power to the expansion unit and close the xxxx3002 problems. Otherwise work the xxxx3002 reference codes.

Failing Item:

- SASEXP
- SASCABL
- STORIOA
- DEVBPLN

78D13109

Explanation: I/O adapter timed out a device backplane command.

Failing Item:

- SASEXP
- SASCABL
- STORIOA
- DEVBPLN

78D17311

Explanation: Over temperature error on power supply 1, Un-P1-E1.

Failing Item:

- DISKPWR

78D17312

Explanation: Over temperature error on power supply 1, Un-P1-E1.

Failing Item:

- DISKPWR

78D17313 • 78D17416

78D17313

Explanation: Over temperature error on power supply 1, Un-P1-E1.

Failing Item:

- DISKPWR
-

78D17315

Explanation: Over temperature error on power supply 1, Un-P1-E1.

Failing Item:

- DISKPWR
-

78D17316

Explanation: Over temperature error on power supply 1, Un-P1-E1.

Failing Item:

- DISKPWR
-

78D17317

Explanation: Over temperature error on power supply 1, Un-P1-E1.

Failing Item:

- DISKPWR
-

78D17321

Explanation: Over temperature error on power supply 2, Un-P1-E2.

Failing Item:

- DISKPWR
-

78D17322

Explanation: Over temperature error on power supply 2, Un-P1-E2.

Failing Item:

- DISKPWR
-

78D17323

Explanation: Over temperature error on power supply 2, Un-P1-E2.

Failing Item:

- DISKPWR
-

78D17325

Explanation: Over temperature error on power supply 2, Un-P1-E2.

Failing Item:

- DISKPWR
-

78D17326

Explanation: Over temperature error on power supply 2, Un-P1-E2.

Failing Item:

- DISKPWR
-

78D17327

Explanation: Over temperature error on power supply 2, Un-P1-E2.

Failing Item:

- DISKPWR
-

78D17411

Explanation: Over temperature error on enclosure services manager (ESM) 1 at location Un-P1-C1.

Failing Item:

- SASEXP
-

78D17412

Explanation: Over temperature error on enclosure services manager (ESM) 1 at location Un-P1-C1.

Failing Item:

- SASEXP
-

78D17413

Explanation: Over temperature error on midplane, Un-P1.

Failing Item:

- DEVBPLN
-

78D17415

Explanation: Over temperature error on enclosure services manager (ESM) 1 at location Un-P1-C1.

Failing Item:

- SASEXP
-

78D17416

Explanation: Over temperature error on enclosure services manager (ESM) 1 at location Un-P1-C1.

Failing Item:

- SASEXP
-

78D17421

Explanation: Over temperature error on enclosure services manager (ESM) 2 at location Un-P1-C2.

Failing Item:

- SASEXP
-

78D17422

Explanation: Over temperature error on enclosure services manager (ESM) 2 at location Un-P1-C2.

Failing Item:

- SASEXP
-

78D17425

Explanation: Over temperature error on enclosure services manager (ESM) 2 at location Un-P1-C2.

Failing Item:

- SASEXP
-

78D17426

Explanation: Over temperature error on enclosure services manager (ESM) 2 at location Un-P1-C2.

Failing Item:

- SASEXP
-

78D17427

Explanation: Over temperature error on midplane, Un-P1.

Failing Item:

- DEVBPLN
-

78D17431

Explanation: The enclosure services manager (ESM) at location Un-P1-C1 failed to communicate with the ESM at location Un-P1-C2.

Response: Perform the following:

1. If reference code 78D17441 is in the service action log (SAL) with a status of "NEW" and it was logged at about the same time as this reference code and is listing FRUs for the same enclosure go to step 3. Otherwise continue with the next step.
2. Replace the ESM at location Un-P1-C1. If the problem persists, replace the ESM at location Un-P1-C2. If the problem persists after you replaced both ESMs, replace the midplane assembly at location Un-P1. This ends the procedure.
3. Each ESM is having a problem communicating with the other ESM. Both reference codes may have been logged with the same resource identifier

or with unique resource identifiers. Examine the fault indicators for both ESMs at locations Un-P1-C1 and Un-P1-C2.

4. If both fault indicators are active (amber LEDs are on solid) or neither of the fault indicators are active (amber LEDs are not on solid but may be blinking) go to step 6. Otherwise continue with the next step.
5. Only one of the fault indicators is active. Replace the ESM with the active fault indicator using the exchange procedure in Knowledge Center. If the problem persists, replace the other ESM. If the problem persists after you replaced both ESMs, replace the midplane assembly at location Un-P1. This ends the procedure.
6. Record the enclosure type, model and serial number of the ESM location code in one of the two service action log (SAL) entries.
7. Go to SST/DST in the logical partition that reported the problems.
8. Select Start a service tool.
9. Select Hardware service manager.
10. Select Packaging hardware resources.
11. Locate the enclosure using the type, model and serial number of the ESM that you recorded from one of the SAL entries.
12. Select the Hardware contained within package option for the disk expansion unit you recorded.
13. For each packaging resource with the description "Device Services" in locations P1-C1 and P1-C2 select the "Associated logical resource(s)" option.
14. Examine the status of both ESM resources with the description "Device Services".
15. If one of the ESM resources does not have a status of "Operational", continue with the next step. Otherwise, go to step 17.
16. Replace the ESM that does not have a status of "Operational" using the exchange procedure in Knowledge Center. If the problem persists, replace the other ESM. If the problem persists after you replaced both ESMs, replace the midplane assembly at location Un-P1. This ends the procedure.
17. Close the 78D17441 SAL entry. Go to step 2.

Failing Item:

- SASEXP
 - DEVBPLN
-

78D17432

Explanation: VPD read failure in enclosure services manager (ESM) 1 at location Un-P1-C1.

Failing Item:

- SASEXP

78D17441

Explanation: The enclosure services manager (ESM) at location Un-P1-C2 failed to communicate with the ESM at location Un-P1-C1.

Response: Perform the following:

1. If reference code 78D17431 is in the service action log (SAL) with a status of "NEW" and it was logged at about the same time as this reference code and is listing FRUs for the same enclosure go to step 3. Otherwise continue with the next step.
2. Replace the ESM at location Un-P1-C2. If the problem persists, replace the ESM at location Un-P1-C1. If the problem persists after you replaced both ESMs, replace the midplane assembly at location Un-P1. This ends the procedure.
3. Each ESM is having a problem communicating with the other ESM. Both reference codes may have been logged with the same resource identifier or with unique resource identifiers. Examine the fault indicators for both ESMs at locations Un-P1-C1 and Un-P1-C2.
4. If both fault indicators are active (amber LEDs are on solid) or neither of the fault indicators are active (amber LEDs are not on solid but may be blinking) go to step 6. Otherwise continue with the next step.
5. Only one of the fault indicators is active. Replace the ESM with the active fault indicator using the exchange procedure in Knowledge Center. If the problem persists, replace the other ESM. If the problem persists after you replaced both ESMs, replace the midplane assembly at location Un-P1. This ends the procedure.
6. Record the enclosure type, model and serial number of the ESM location code in one of the two service action log (SAL) entries.
7. Go to SST/DST in the logical partition that reported the problems.
8. Select Start a service tool.
9. Select Hardware service manager.
10. Select Packaging hardware resources.
11. Locate the enclosure using the type, model and serial number of the ESM that you recorded from one of the SAL entries.
12. Select the Hardware contained within package option for the disk expansion unit you recorded.
13. For each packaging resource with the description "Device Services" in locations P1-C1 and P1-C2 select the "Associated logical resource(s)" option.
14. Examine the status of both ESM resources with the description "Device Services".
15. If one of the ESM resources does not have a status of "Operational", continue with the next step. Otherwise, go to step 17.

16. Replace the ESM that does not have a status of "Operational" using the exchange procedure in Knowledge Center. If the problem persists, replace the other ESM. If the problem persists after you replaced both ESMs, replace the midplane assembly at location Un-P1. This ends the procedure.
17. Close the 78D17431 SAL entry. Go to step 2.

Failing Item:

- SASEXP
- DEVBPLN

78D17442

Explanation: VPD read failure in enclosure services manager (ESM) 2 at location Un-P1-C2.

Failing Item:

- SASEXP

78D17510

Explanation: Over voltage sensor error in enclosure services manager (ESM) 1 at location Un-P1-C1.

Failing Item:

- SASEXP

78D17511

Explanation: Under voltage sensor error in enclosure services manager (ESM) 1 at location Un-P1-C1.

Failing Item:

- SASEXP

78D17512

Explanation: Over voltage sensor error in enclosure services manager (ESM) 1 at location Un-P1-C1.

Failing Item:

- SASEXP

78D17513

Explanation: Under voltage sensor error in enclosure services manager (ESM) 1 at location Un-P1-C1.

Failing Item:

- SASEXP

78D17514

Explanation: Over voltage sensor error in enclosure services manager (ESM) 1 at location Un-P1-C1.

Failing Item:

- SASEXP

78D17515

Explanation: Under voltage sensor error in enclosure services manager (ESM) 1 at location Un-P1-C1.

Failing Item:

- SASEXP
-

78D17516

Explanation: Over voltage sensor error in enclosure services manager (ESM) 1 at location Un-P1-C1.

Failing Item:

- SASEXP
-

78D17517

Explanation: Under voltage sensor error in enclosure services manager (ESM) 1 at location Un-P1-C1.

Failing Item:

- SASEXP
-

78D17518

Explanation: Over voltage sensor error in enclosure services manager (ESM) 1 at location Un-P1-C1.

Failing Item:

- SASEXP
-

78D17519

Explanation: Under voltage sensor error in enclosure services manager (ESM) 1 at location Un-P1-C1.

Failing Item:

- SASEXP
-

78D1751A

Explanation: Over voltage sensor error in enclosure services manager (ESM) 1 at location Un-P1-C1.

Failing Item:

- SASEXP
-

78D1751B

Explanation: Under voltage sensor error in enclosure services manager (ESM) 1 at location Un-P1-C1.

Failing Item:

- SASEXP
-

78D1751C

Explanation: Over voltage sensor error in enclosure services manager (ESM) 1 at location Un-P1-C1.

Failing Item:

- SASEXP
-

78D1751D

Explanation: Under voltage sensor error in enclosure services manager (ESM) 1 at location Un-P1-C1.

Failing Item:

- SASEXP
-

78D1751E

Explanation: Over voltage sensor error in enclosure services manager (ESM) 1 at location Un-P1-C1.

Failing Item:

- SASEXP
-

78D1751F

Explanation: Under voltage sensor error in enclosure services manager (ESM) 1 at location Un-P1-C1.

Failing Item:

- SASEXP
-

78D17520

Explanation: Over voltage sensor error in enclosure services manager (ESM) 2 at location Un-P1-C2.

Failing Item:

- SASEXP
-

78D17521

Explanation: Under voltage sensor error in enclosure services manager (ESM) 2 at location Un-P1-C2.

Failing Item:

- SASEXP
-

78D17522

Explanation: Over voltage sensor error in enclosure services manager (ESM) 2 at location Un-P1-C2.

Failing Item:

- SASEXP
-

78D17523

Explanation: Under voltage sensor error in enclosure services manager (ESM) 2 at location Un-P1-C2.

Failing Item:

- SASEXP
-

78D17524

Explanation: Over voltage sensor error in enclosure services manager (ESM) 2 at location Un-P1-C2.

Failing Item:

- SASEXP
-

78D17525

Explanation: Under voltage sensor error in enclosure services manager (ESM) 2 at location Un-P1-C2.

Failing Item:

- SASEXP
-

78D17526

Explanation: Over voltage sensor error in enclosure services manager (ESM) 2 at location Un-P1-C2.

Failing Item:

- SASEXP
-

78D17527

Explanation: Under voltage sensor error in enclosure services manager (ESM) 2 at location Un-P1-C2.

Failing Item:

- SASEXP
-

78D17528

Explanation: Over voltage sensor error in enclosure services manager (ESM) 2 at location Un-P1-C2.

Failing Item:

- SASEXP
-

78D17529

Explanation: Under voltage sensor error in enclosure services manager (ESM) 2 at location Un-P1-C2.

Failing Item:

- SASEXP
-

78D1752A

Explanation: Over voltage sensor error in enclosure services manager (ESM) 2 at location Un-P1-C2.

Failing Item:

- SASEXP
-

78D1752B

Explanation: Under voltage sensor error in enclosure services manager (ESM) 2 at location Un-P1-C2.

Failing Item:

- SASEXP
-

78D1752C

Explanation: Over voltage sensor error in enclosure services manager (ESM) 2 at location Un-P1-C2.

Failing Item:

- SASEXP
-

78D1752D

Explanation: Under voltage sensor error in enclosure services manager (ESM) 2 at location Un-P1-C2.

Failing Item:

- SASEXP
-

78D1752E

Explanation: Over voltage sensor error in enclosure services manager (ESM) 2 at location Un-P1-C2.

Failing Item:

- SASEXP
-

78D1752F

Explanation: Under voltage sensor error in enclosure services manager (ESM) 2 at location Un-P1-C2.

Failing Item:

- SASEXP
-

78D17531

Explanation: VPD read failure in enclosure services manager (ESM).

Response: If there was a power supply problem logged at about the same time then close this SRC and work the power supply problem. Otherwise perform the following for failing item SASEXP:

Replace the ESM at location Un-P1-C1. If the problem persists, replace the ESM at location Un-P1-C2. If the problem persists after you replaced both ESMs, continue with the next failing item.

Problem determination: A failure was detected reading ESM 1 VPD at location Un-P1-C1. The failure may have happened when ESM 2 at location Un-P1-C2 was attempting to read the VPD in ESM 1 at location Un-P1-C1. If there was a power supply problem logged at about the same time then close this SRC and work the power supply problem.

Failing Item:

- SASEXP
- DISKPWR
- DEVBPLN

78D17532

Explanation: VPD read failure in enclosure services manager (ESM).

Response: If there was a power supply problem logged at about the same time then close this SRC and work the power supply problem. Otherwise perform the following for failing item SASEXP:

Replace the ESM at location Un-P1-C2. If the problem persists, replace the ESM at location Un-P1-C1. If the problem persists after you replaced both ESMs, continue with the next failing item.

Problem determination: A failure was detected reading ESM 2 VPD at location Un-P1-C2. The failure may have happened when ESM 1 at location Un-P1-C1 was attempting to read the VPD in ESM 2 at location Un-P1-C2. If there was a power supply problem logged at about the same time then close this SRC and work the power supply problem.

Failing Item:

- SASEXP
 - DISKPWR
 - DEVBPLN
-

78D17541

Explanation: VPD read failure in enclosure services manager (ESM).

Response: If there was a power supply problem logged at about the same time then close this SRC and work the power supply problem. Otherwise perform the following for failing item SASEXP:

Replace the ESM at location Un-P1-C2. If the problem persists, replace the ESM at location Un-P1-C1. If the problem persists after you replaced both ESMs, continue with the next failing item.

Problem determination: A failure was detected reading ESM 2 VPD at location Un-P1-C2. The failure may have happened when ESM 1 at location Un-P1-C1 was attempting to read the VPD in ESM 2 at location Un-P1-C2. If there was a power supply problem logged at about the same time then close this SRC and work the power supply problem.

Failing Item:

- SASEXP
 - DISKPWR
 - DEVBPLN
-

78D17542

Explanation: VPD read failure in enclosure services manager (ESM).

Response: If there was a power supply problem logged at about the same time then close this SRC and

work the power supply problem. Otherwise perform the following for failing item SASEXP:

Replace the ESM at location Un-P1-C1. If the problem persists, replace the ESM at location Un-P1-C2. If the problem persists after you replaced both ESMs, continue with the next failing item.

Problem determination: A failure was detected reading ESM 1 VPD at location Un-P1-C1. The failure may have happened when ESM 2 at location Un-P1-C2 was attempting to read the VPD in ESM 1 at location Un-P1-C1. If there was a power supply problem logged at about the same time then close this SRC and work the power supply problem.

Failing Item:

- SASEXP
 - DISKPWR
 - DEVBPLN
-

78D17600

Explanation: Fan status.

78D17601

Explanation: Fan status.

78D17603

Explanation: Fan status.

78D17604

Explanation: A fatal error occurred on fan 16.

Failing Item:

- DISKFAN
-

78D17614

Explanation: A fatal error occurred on fan 1.

Failing Item:

- DISKFAN
-

78D17624

Explanation: A fatal error occurred on fan 2.

Failing Item:

- DISKFAN
-

78D17634

Explanation: A fatal error occurred on fan 3.

Failing Item:

- DISKFAN
-

78D17644 • 78D1FFF4

78D17644

Explanation: A fatal error occurred on fan 4.

Failing Item:

- DISKFAN

78D17654

Explanation: A fatal error occurred on fan 5.

Failing Item:

- DISKFAN

78D17664

Explanation: A fatal error occurred on fan 6.

Failing Item:

- DISKFAN

78D17674

Explanation: A fatal error occurred on fan 7.

Failing Item:

- DISKFAN

78D17684

Explanation: A fatal error occurred on fan 8.

Failing Item:

- DISKFAN

78D17694

Explanation: A fatal error occurred on fan 9.

Failing Item:

- DISKFAN

78D176A4

Explanation: A fatal error occurred on fan 10.

Failing Item:

- DISKFAN

78D176B4

Explanation: A fatal error occurred on fan 11.

Failing Item:

- DISKFAN

78D176C4

Explanation: A fatal error occurred on fan 12.

Failing Item:

- DISKFAN

78D176D4

Explanation: A fatal error occurred on fan 13.

Failing Item:

- DISKFAN

78D176E4

Explanation: A fatal error occurred on fan 14.

Failing Item:

- DISKFAN

78D176F4

Explanation: A fatal error occurred on fan 15.

Failing Item:

- DISKFAN

78D18405

Explanation: System log entry. SES enclosure dump created.

Problem determination: If this SRC appears in serviceable event view then collect the dump for analysis by the next level of support if requested. Otherwise no service action is required.

Failing Item:

- DMPFILE

78D1FFF4

Explanation: Device backplane problem.

Failing Item:

- SASEXP
- SASCABL
- STORIOA
- DEVBPLN

(9429) Reference codes

A tape or tape library device failure occurred.

To resolve the device failure, complete the following steps:

1. Verify that the device has power.
2. Check the device for any error indications. To resolve errors, see the device maintenance information.
3. Attempt the failing operation again. Does the operation complete successfully?

Yes: You corrected the problem. **This ends the procedure.**

No: If a reference code is in the serviceable event view, complete the service action that is indicated in the following table for the reference code.

94293000

Explanation: I/O adapter hardware error detected.

Failing Item:

- FI00131

94293202

Explanation: Tape library configuration error.

Response: Before exchanging any parts, verify that the following conditions are not present:

- The attached tape library device type or model is only supported on an I/O adapter that is attached to an I/O processor.
- An unsupported device type or model is attached.

Failing Item:

- TAPCNFG

94293400

Explanation: Device error has occurred.

Response: Before exchanging any parts, verify that the following condition is not present:

- An unsupported device type or model is attached.

Failing Item:

- TAPCNFG
- TAPMLB
- FI01103
- FI01106

94299020

Explanation: Tape library configuration error.

Response: Before exchanging any parts, verify that the following conditions are not present:

- An unsupported device type or model is attached.

Failing Item:

- TAPCNFG
- TAPMLB

- PTFSRCH

94299100

Explanation: Interface error detected by system or by tape library.

Response: Do the following before exchanging any parts:

1. Ensure that the signal cable is seated correctly, and that there are no bent or damaged pins on the cable.
2. For a SCSI attached device ensure that a terminating plug is attached to the device end of the cable.

If the attached tape library is owned by a Virtual I/O Server partition refer to Troubleshooting the Virtual I/O Server to determine the parts to replace.

Failing Item:

- TAPMLB
- FI01112
- FI00872
- DEVTERM

94299101

Explanation: Fibre Channel interface error detected.

Response: Do the following before exchanging any parts:

1. Ensure that the Fibre Channel cable is correctly connected to the ports.
2. Clean the Fibre Channel connectors.
3. If there is a switch or hub attached, verify that it is operational.
4. Refer to the tape library service documentation for additional problem analysis procedures.

If the attached tape library is owned by a Virtual I/O Server partition refer to Troubleshooting the Virtual I/O Server to determine the parts to replace.

Failing Item:

- FCIOA

- FCDEV
- FCCABLE

94299103

Explanation: Interface error detected by system or by tape library.

Response: Do the following before exchanging any parts:

1. Ensure that the SAS cable is correctly connected to the ports.
2. Ensure that the device has power.

If the attached tape library is owned by a Virtual I/O Server partition refer to Troubleshooting the Virtual I/O Server to determine the parts to replace.

Failing Item:

- TAPMLB
- FI01112
- SASCABL

94299200

Explanation: Tape library is not responding.

Response: Do the following before exchanging any parts:

1. Ensure that the device is powered on.
2. Ensure that the signal cable is seated correctly, and that there are no bent or damaged pins on the cable.
3. For a SCSI attached device ensure that a terminating plug is attached to the device end of the SCSI cable.

If the attached tape library is owned by a Virtual I/O Server partition refer to Troubleshooting the Virtual I/O Server to determine the parts to replace.

Failing Item:

- TAPMLB
- FI01112
- FI00872
- DEVTERM

94299201

Explanation: Tape library command timeout.

Response: Do the following before exchanging any parts:

1. Ensure that the device is powered on.
2. If an interposer is required, make sure that it is connected between the I/O processor and the SCSI cable.
3. Ensure that the signal cable is seated correctly, and that there are no bent or damaged pins on the SCSI cable.

4. Ensure that a terminating plug is attached to the device end of the SCSI cable.
5. If the attached tape library is owned by a Virtual I/O Server partition it may be necessary to reset the virtual IOP to recover from the error.

Failing Item:

- TAPMLB
- FI01112
- FI00872
- DEVTERM
- MEDIA

94299202

Explanation: Tape library failed after Licensed Internal Code was loaded.

Response: Do the following before exchanging any parts:

1. Ensure that the device is powered on.
2. If an interposer is required, make sure that it is connected between the I/O processor and the SCSI cable.
3. Ensure that the SCSI cable is seated correctly, and that there are no bent or damaged pins on the SCSI cable.
4. Ensure that a terminating plug is attached to the device end of the SCSI cable.

Failing Item:

- TAPMLB
- FI01112
- FI00872
- DEVTERM

94299210

Explanation: Illegal or unsupported tape library response.

Failing Item:

- TAPMLB
- FI01112
- PTFSRCH

94299220

Explanation: Hardware configuration change detected.

Response: The tape device or tape library device has reported a configuration change that requires the I/O processor to be reset. Reset the I/O processor before using the device.

94299221

Explanation: I/O path change occurred.

Response: No action required. This reference code is logged for information only.

94299300

Explanation: Library device failure.

Failing Item:

- TAPMLB
-

94299301

Explanation: Library device failure, redundancy lost.

Response: The tape library device detected a hardware failure that does not prevent the tape library device from completing the current operation.

Failing Item:

- TAPMLB
-

94299310

Explanation: Licensed Internal Code for the tape library is not correct.

Failing Item:

- PTFSRCH
 - TAPMLB
-

94299320

Explanation: Tape library Licensed Internal Code failure.

Failing Item:

- FI00130
 - TAPMLB
-

94299355

Explanation: The media type is incorrect; the tape cannot be used.

Response: The tape library has detected that the specified cartridge does not have a supported media type or that the tape media is defective.

Use a different tape cartridge.

Failing Item:

- MEDIA
 - TAPMLB
-

94299500

Explanation: Licensed Internal Code error.

Response: If the system is operational, perform a dump of the I/O processor data.

Failing Item:

- PTFSRCH
-

94299501

Explanation: Licensed Internal Code error.

Failing Item:

- PTFSRCH
-

94299800

Explanation: System successfully recovered from temporary I/O error.

Response: No action required. This reference code is logged for information only.

94299801

Explanation: System successfully recovered from temporary I/O error.

Response: No action required. This reference code is logged for information only.

94299802

Explanation: System successfully recovered from temporary I/O error.

Response: No action required. This reference code is logged for information only.

94299803

Explanation: System successfully recovered from temporary I/O error.

Response: No action required. This reference code is logged for information only.

94299804

Explanation: System successfully recovered from temporary I/O error.

Response: No action required. This reference code is logged for information only.

94299805

Explanation: System successfully recovered from temporary I/O error.

Response: No action required. This reference code is logged for information only.

94299900

Explanation: Licensed Internal Code for tape library was not upgraded.

Response: The I/O processor loading of Licensed Internal Code (LIC) to the programmable tape library was not completed.

The tape library will continue to operate with the previous LIC. You may do either of the following:

- Wait for next IPL when the system will attempt to load the LIC for the tape drive again.
- Perform TUIP04 to reset the IOP and the tape library. When the IOP is reset, if the device has the wrong level of LIC, the IOP will attempt to load the new LIC.

Failing Item:

- USER
-

(A1xx) Reference codes

An A1xx system reference (attention) code is an attention code posted by the service processor. An A1xx SRC offers information about a platform or service processor dump, confirms a control panel function request, or indicates an issue with a service processor wake-on-LAN setting. The A1xx table uses the following format:

- The reference code contains numbers that identify a particular action your server performs during initialization of firmware.
 - The description offers a brief description about this SRC. It may also contain instructions for continuing the problem analysis.
 - The FRU List offers a link to instructions or service actions for recovering from a hang on an attention code. Click the FRU List only when you experience a hang condition on an attention code. For example, a hang condition occurs when your server performs a requested action but the SRC in the control panel display does not change for several minutes and the service processor appears to be hung.
-

A1003000

Explanation: Informational message: the platform dump was successful. If the system hangs on this progress code, perform FSPSPC1.

A1003001

Explanation: Reserved (for platform dump). If the system hangs on this progress code, perform FSPSPC1.

A1003022

Explanation: Confirm partition dump (control (operator) panel function 22).

Response: The control panel displays this attention code after you request a partition dump (panel function 22). When you see this code, scroll to function 22 again on the panel and press **Enter** to perform the partition dump. If the system hangs on this progress code, perform FSPSPC1.

94299901

Explanation: Tape performance statistics logged.

Response: No action required. This reference code is logged for information only.

94299902

Explanation: An IOP dump was initiated.

Response: No action required.

94299903

Explanation: Tape library information logged.

Response: No action required. This reference code is logged for information only.

A1003042

Explanation: Confirm platform dump (control panel function 42)

Response: The control panel displays this attention code after you request a platform dump (panel function 42). When you see this code, scroll to function 42 again on the panel and press **Enter** to perform the platform dump. If the system hangs on this progress code, perform isolation procedure FSPSPC1.

A1003043

Explanation: Confirm service processor dump (control panel function 43)

Response: The control panel displays this attention code after a service processor dump (panel function 43) is requested. When you see this code, scroll to function 43 again on the panel and press **Enter** to perform the service processor dump. If the system hangs on this progress code, perform isolation procedure FSPSPC1.

A1008003

Explanation: Confirm restart IPL control (operator panel function 03).

Response: The control panel displays this attention code after a restart IPL (panel function 03) is requested. When this SRC is displayed, scroll to function 03 again on the panel and press enter to perform the restart IPL. If the system hangs on this progress code, perform isolation procedure FSPSPC1.

A1008008

Explanation: Confirm fast power-off (control panel function 08)

Response: This attention code is displayed on the control panel after you request a fast power-off (panel function 08). When you see this code, scroll to function 08 again on the panel and press **Enter** to perform the fast power-off. If the system hangs on this progress code, perform isolation procedure FSPSPC1.

A1008009

Explanation: Beginning emergency power off (EPO) countdown. If the system hangs on this progress code, perform isolation procedure FSPSPC1.

A100800A

Explanation: Proceeding with EPO. This SRC displays after the countdown has completed successfully. If the system hangs on this progress code, perform isolation procedure FSPSPC1.

A1703000

Explanation: A user-initiated Platform System Dump was requested.

A181D000

Explanation: The hypervisor did not respond to a ROLE or FAILOVER message. If the system hangs on this progress code, perform isolation procedure FSPSPC1.

A181D001

Explanation: The hypervisor did not post an Xdown interrupt when a reset/reload occurred. If the system hangs on this progress code, perform isolation procedure FSPSPC1.

(A2xx) Reference codes

No service action is required.

A1A3C100

Explanation: Invalid operational mode for remote power on (wake onLAN)

Response: Check the service processor settings for remote power on. If the system hangs on this progress code, perform isolation procedure FSPSPC1.

A2002250 • A2002485

A2002250

Explanation: A problem occurred during the IPL of a partition.

Response: The partition ID is in extended word one as LP=xxx in decimal format. A slot that was needed for the partition was unavailable. See the Symbolic FRU SLOTUSE for more information on the cause of this error.

Failing Item:

- SLOTUSE

A2002300

Explanation: A problem occurred during the IPL of a partition.

Response: The partition ID is in extended word one as LP=xxx in decimal format. A slot that was needed for the partition was unavailable. See the Symbolic FRU SLOTUSE for more information on the cause of this error.

Failing Item:

- SLOTUSE

A2002310

Explanation: A problem occurred during the IPL of a partition.

Response: The partition ID is in extended word one as LP=xxx in decimal format. The platform LIC for this partition attempted an operation. There was a failure. Contact your next level of support.

Failing Item:

- NEXTLVL

A2002320

Explanation: A problem occurred during the IPL of a partition.

Response: The partition ID is in extended word one as LP=xxx in decimal format. The platform LIC for this partition attempted an operation. There was a failure. Contact your next level of support.

Failing Item:

- NEXTLVL

A2002425

Explanation: A problem occurred during the IPL of a partition.

Response: The partition ID is in extended word one as LP=xxx in decimal format. The platform LIC for this partition attempted an operation. There was a failure. Contact your next level of support.

Failing Item:

- NEXTLVL

A2002426

Explanation: A problem occurred during the IPL of a partition.

Response: The partition ID is in extended word one as LP=xxx in decimal format. The platform LIC for this partition attempted an operation. There was a failure. Contact your next level of support.

Failing Item:

- NEXTLVL

A2002475

Explanation: A problem occurred during the IPL of a partition.

Response: The partition ID is in extended word one as LP=xxx in decimal format. A slot that was needed for the partition was either empty or the device in the slot has failed. See the Symbolic FRU SLOTUSE for more information on the cause of this error.

If you have a RAID enablement card (CCIN 5709) on your system, it will disable an embedded SCSI adapter. If that embedded slot is called out in the error, you can safely ignore this error.

Failing Item:

- SLOTUSE

A2002477

Explanation: A problem occurred during the IPL of a partition.

Response: No service action required.

A2002479

Explanation: A problem occurred during the IPL of a partition.

Response: No service action required.

A2002485

Explanation: A problem occurred during the IPL of a partition.

Response: The partition ID is in extended word one as LP=xxx in decimal format. The platform LIC for this partition attempted an operation. There was a failure. Contact your next level of support.

Failing Item:

- NEXTLVL

A2002820

Explanation: A problem occurred during the IPL of a partition.

Response: No service action required.

A2002830

Explanation: A problem occurred during the IPL of a partition.

Response: No service action required.

A2002840

Explanation: A problem occurred during the IPL of a partition.

Response: No service action required.

A2002850

Explanation: A problem occurred during the IPL of a partition.

Response: No service action required.

A2002875

Explanation: A problem occurred during the IPL of a partition.

Response: No service action required.

A20028B0

Explanation: A problem occurred during the IPL of a partition.

Response: No service action required.

A20028C0

Explanation: A problem occurred during the IPL of a partition.

Response: No service action required.

A2003123

Explanation: System log entry only, no service action required

A2006068

Explanation: An update of adapter firmware or firmware managing system resources is available.

A2006070

Explanation: The mapping load identifier changed for a firmware resource.

A2006072

Explanation: The Physical Function firmware resource configuration load identifier changed.

A2006074

Explanation: The Virtual Function firmware resource configuration load identifier changed.

A2006076

Explanation: A firmware resource configuration load identifier changed.

A2006078

Explanation: A firmware resource load identifier changed.

A2008080

Explanation: System log entry only, no service action required

Response: No service action required.

A2008108

Explanation: A problem occurred during the IPL of a partition.

A200811F

Explanation: The IPL of a partition has been stopped for debug.

Response: No service action required.

A2009005

Explanation: A system firmware resource is waiting for a parent partition to indicate that it is ready for the system firmware resource to become active.

Response: No service action required.

A2009010

Explanation: A problem occurred during the IPL of a partition.

A2009015

Explanation: The IPL of a partition is waiting during recovery of memory.

A2009020

Explanation: A problem occurred during the IPL of a partition.

A2009030

Explanation: The IPL of a partition is waiting for reserved memory.

A2009040

Explanation: The IPL of a partition is waiting for an adapter physical function to become available.

A2009050

Explanation: The IPL of a partition is waiting for an adapter virtual function to become available.

A2009055

Explanation: The IPL of a partition is waiting firmware resources to become available.

A2009060

Explanation: The firmware is dumping migration memory.

A2009065

Explanation: The firmware is waiting for a coherently attached accelerator to report ready.

A2009070

Explanation: The firmware is waiting for a valid Universal Unique Identifier (UUID).

A200A205

Explanation: The firmware is waiting for a the power off message from the partition.

A200B07B

Explanation: System log entry only, no service action required

Response: No service action required.

A200C220

Explanation: A problem occurred during the IPL of a partition.

A200C225

Explanation: A problem occurred during the IPL of a partition.

A200C230

Explanation: A problem occurred during the IPL of a partition.

A2D03000

Explanation: User-initiated immediate termination and MSD of a partition.

Response: No service action required.

A2D03001

Explanation: User-initiated RSCDUMP of RPA partition's PFW content.

Response: No service action required.

A2D03002

Explanation: User-initiated RSCDUMP of IBM i partition's SLIC bootloader and PFW content.

Response: No service action required.

A2D03004

Explanation: User-initiated LPADUMP for the firmware resource.

A2D03005

Explanation: User-initiated non-disruptive LPADUMP for the firmware resource.

A2D03006

Explanation: User-initiated update of adapter firmware or firmware update of the firmware managing system resources.

A2D03008

Explanation: User-initiated forced termination and MSD of a partition.

A2D03010

Explanation: The Hypervisor initiated an LPADUMP.

(A6xx) Reference codes

A6000000

Explanation: Operating system status code.**Response:** This reference code is for information only. It is shown in the Product activity log as a side effect of a condition that was detected by LIC.

Normally, no action should be taken as a result of information reference codes. However, to isolate the root cause, use these suggestions:

1. Examine the date and time of the informational reference code.
2. Determine if any other reference codes have been logged at or before the same date and time.
3. Begin the service approach based on these other logged errors.

A6000102

Explanation: A machine check occurred during IPL.**Response:** Words 2 to 9 of this SRC contain additional diagnostic information. Record SRC words 1 through 9 before attempting to IPL again and report the problem to your Software Service Provider.

A6000103

Explanation: Main storage dump must be copied for service.**Failing Item:**

- LICIP01

A6000104

Explanation: Terminate Immediate reference code is bad.**Failing Item:**

- LICIP08
- AJDG301

A6000105

Explanation: More than one request to terminate the system was issued.**Failing Item:**

- LICIP08
- AJDG301

A6000106

Explanation: Terminate Immediate data is not valid.**Failing Item:**

- LICIP08
- AJDG301

A6000107

Explanation: Main storage dump must be copied for service.**Response:** The server detected an unrecoverable machine check condition.

Collect all the words of the SRC and the main store dump and send to your system manufacturer for analysis.

A6000109

Explanation: An unrecoverable memory error occurred.**Response:** Re-IPL the partition that terminated. Then, look for and correct errors with SRCs of the form B1xxxxxx in the Serviceable Event View that indicate the replacement of memory in the failing item list. If there are no B1xxxxxx SRCs in the Serviceable Event View that indicate a memory problem, perform a slow boot by using Performing a slow boot in order to run diagnostics on the memory. Then, look for and correct errors with SRCs of the form B1xxxxxx in the Serviceable Event View.**Failing Item:**

- SVCDOCS

A6000202

Explanation: Unrecoverable read error.**Response:** Restore the Licensed Internal Code using Utilities to install and restore IBM i Licensed Internal Code.

A6000210

Explanation: The system ASP has run out of disk storage.**Response:** The out of storage condition in the system ASP can be caused by an allocation failure in some other system software. This could be a looping condition that continues to allocate storage. Contact your service representative for assistance with the Main Storage Dump.

A6000231

A6000232 • A6000308

Explanation: Disk sanitize action completed successfully.

Response: No service action required. This entry is logged for information only.

A6000232

Explanation: Disk sanitize action did not complete successfully.

Response: Provide the Product Activity Log entry to your next level of support for analysis.

A6000244

Explanation: Contact was lost with the device indicated.

Response: Do not power off the system.

Perform the procedure indicated in the failing item list.

Failing Item:

- LICIP13
 - FI00580
 - FI00500
 - FI00302
 - FI00301
 - AJDG301
-

A6000255

Explanation: Contact was lost with the device indicated.

Response: Do not power off the system.

Perform the procedure indicated in the failing item list.

Failing Item:

- LICIP13
 - FI00580
 - FI00500
 - FI00302
 - FI00301
 - AJDG301
-

A6000266

Explanation: Contact was lost with the device indicated.

Response: Do not power off the system.

Perform the procedure indicated in the failing item list.

Failing Item:

- LICIP13
 - FI00580
 - FI00500
-

- FI00302
 - FI00301
 - AJDG301
-

A6000299

Explanation: Informational LIC state SRC.

A6000302

Explanation: Recursion in exception handler.

This SRC is an IBM i software event. If this SRC was reported as a serviceable event or if this SRC appears on the IBM i LPAR's panel then report the SRC as an IBM i software problem.

Failing Item:

- LICIP08
 - AJDG301
-

A6000304

Explanation: Component specific exception handler return code not valid.

Failing Item:

- LICIP08
 - AJDG301
-

A6000305

Explanation: Exception while storage management lock is held.

Failing Item:

- LICIP08
 - AJDG301
-

A6000307

Explanation: LIC exception code detected a problem.

Response: Component Specific Exception Handler recursion is detected in an IBM i Operating System process.

Failing Item:

- LICIP08
 - AJDG301
-

A6000308

Explanation: LIC exception code detected a problem.

Response: Component Specific Exception Handler recursion is detected in an IBM i Operating System process.

Failing Item:

- LICIP08

- AJDG301

A6000317

Explanation: Traceback for code not found.

Failing Item:

- LICIP08
- AJDG301

A6000323

Explanation: LIC exception code detected a problem.

Failing Item:

- LICIP08
- AJDG301

A6000324

Explanation: LIC exception code detected a problem.

Failing Item:

- LICIP08
- AJDG301

A6000325

Explanation: LIC exception code detected a problem.

Failing Item:

- LICIP08
- AJDG301

A6000326

Explanation: LIC exception code detected a problem.

Failing Item:

- LICIP08
- AJDG301

A6000327

Explanation: LIC exception code detected a problem.

Failing Item:

- LICIP08
- AJDG301

A6000328

Explanation: LIC exception code detected a problem.

Failing Item:

- LICIP08
- AJDG301

A6000329

Explanation: LIC exception code detected a problem.

Failing Item:

- LICIP08
- AJDG301

A6000333

Explanation: A branch to a bad address was attempted.

Failing Item:

- LICIP08
- AJDG301

A6000334

Explanation: Exception Handler could not be removed.

Failing Item:

- LICIP08
- AJDG301

A6000335

Explanation: Code resumed to not valid address following exception.

Failing Item:

- LICIP08
- AJDG301

A6000336

Explanation: LIC exception code detected a problem.

Failing Item:

- LICIP08
- AJDG301

A6000401

Explanation: A machine check occurred during IPL.

Failing Item:

- LICIP08
- AJDG301

A6000402

Explanation: A machine check occurred during authority initialization.

Failing Item:

- LICIP08
- AJDG301

A6000403 • A6000418

A6000403

Explanation: Unhandled exception during IPL or install.

Failing Item:

- LICIP08
- AJDG301

A6000405

Explanation: Unhandled exception in authority recovery.

Failing Item:

- LICIP08
- AJDG301

A6000406

Explanation: Unhandled exception in data base recovery.

Failing Item:

- LICIP08
- AJDG301

A6000407

Explanation: Unhandled exception in data base initialization.

Failing Item:

- LICIP08
- AJDG301

A6000408

Explanation: Unhandled exception in journal recovery.

Failing Item:

- LICIP08
- AJDG301

A6000409

Explanation: Unhandled exception in journal synchronization.

Failing Item:

- LICIP08
- AJDG301

A6000410

Explanation: Unhandled exception in journal clean up.

Failing Item:

- LICIP08
- AJDG301

A6000411

Explanation: Unhandled exception in commit recovery.

Failing Item:

- LICIP08
- AJDG301

A6000412

Explanation: Unhandled exception in commit initialization.

Failing Item:

- LICIP08
- AJDG301

A6000413

Explanation: Rebuild of recovery object index failed.

Failing Item:

- LICIP08
- AJDG301

A6000414

Explanation: Install of operating system failed on read from media.

Failing Item:

- LICIP08
- FI00300

A6000415

Explanation: Create user profile failed.

Failing Item:

- LICIP08
- AJDG301

A6000417

Explanation: Initiating the initial process failed.

Failing Item:

- LICIP08
- AJDG301

A6000418

Explanation: The information loaded from the install media is not valid.

Failing Item:

- LICIP08
- AJDG301

A6000419

Explanation: The information loaded from the install media is not valid.

Failing Item:

- LICIP08
 - AJDG301
-

A6000420

Explanation: The information loaded from the install media is not valid.

Failing Item:

- LICIP08
 - AJDG301
-

A6000421

Explanation: Bad return code creating a queue or message.

Failing Item:

- LICIP08
 - AJDG301
-

A6000422

Explanation: The Load/Dump command failed.

Failing Item:

- LICIP08
 - AJDG301
-

A6000439

Explanation: Opening the IPCF connection failed.

Failing Item:

- LICIP08
 - AJDG301
-

A6000440

Explanation: Termination code is not valid.

Failing Item:

- LICIP08
 - AJDG301
-

A6000441

Explanation: Power off system command failed.

Failing Item:

- LICIP08
 - AJDG301
-

A6000443

Explanation: Programmed IPL command failure.

Failing Item:

- LICIP08
 - AJDG301
-

A6000446

Explanation: Error during machine termination.

Failing Item:

- LICIP08
 - AJDG301
-

A6000447

Explanation: Failure to reach MI boundary.

Failing Item:

- LICIP08
 - AJDG301
-

A6000449

Explanation: Exception in MI boundary manager.

Failing Item:

- LICIP08
 - AJDG301
-

A6000506

Explanation: Attempt to destroy a task with critical flag on.

Failing Item:

- LICIP08
 - AJDG301
-

A6000507

Explanation: A critical process terminated. This SRC will be in the LPAR's panel.

LIC detected an attempt to terminate a process with its critical flag set to ON. Normally this process will be SCPE.

This is a secondary affect of the process termination request for a critical process that was caused by a system error condition that began process termination. The system error condition that began process termination is most commonly a storage error or LIC exception handling.

Response: Perform LICIP08 - save and send in the Main Store Dump, collect LIC and Product Activity Logs.

Failing Item:

A6000607 • A6001103

- LICIP08
- AJDG301

A6000607

Explanation: Maximum stack size exceeded in process or task.

Failing Item:

- LICIP08
- AJDG301

A6000620

Explanation: Event management index is not usable.

Failing Item:

- LICIP08
- AJDG301

A6000650

Explanation: Resource management segment could not be created or extended.

Response: A main store dump was initiated.

Words 2 to 9 of this SRC contain additional diagnostic information. Record SRC words 1 through 9.

Perform a system IPL and collect the Product activity log and main store dump and provide them along with the recorded SRC information to IBM Service Support.

The problem may also be that there is not enough auxiliary storage.

Failing Item:

- AJDG301

A6000801

Explanation: Invalid LID directory detected.

Response: During system IPL, the LIDMgr detected an I/O failure or media failure while trying to read the LID directory.

Failing Item:

- LICIP08
- FI00070
- FI00300
- AJDG301

A6000802

Explanation: LID directory unusable.

Response: During system IPL, the LIDMgr detected that the LID directory and associated Load Source is not usable.

Reinstall the Licensed Internal Code by using Utilities

to install and restore IBM i Licensed Internal Code.

For more information, contact IBM Service Support.

Failing Item:

- AJDG301

A6000901

Explanation: The LinkLoader has found its bad flag ON.

Response: This reference code is usually the result of a system termination while the LinkLoader is performing its work.

Reinstall the Licensed Internal Code by using Utilities to install and restore IBM i Licensed Internal Code.

A6000902

Explanation: Unable to perform programmed IPL.

Response: The LinkLoader was not successful in performing a programmed IPL.

Perform a system IPL. If the problem persists, examine the main storage dump and determine the reason for the failure of the programmed IPL.

A6000903

Explanation: The LinkLoader was not able to allocate a segment.

Response: Perform the D mode IPL again. If the problem persists, there might be a memory problem. Contact your next level of support.

A6000904

Explanation: The LinkLoader was not able to load a critical LID.

Response: Perform the D mode IPL again. If the problem persists, contact your next level of support.

A6001001

Explanation: Enqueuing a task to the TDQ which is already enqueued on TDQ.

Failing Item:

- LICIP08
- AJDG301

A6001103

Explanation: MISR not readable; must be readable for Normal Mode install.

Response: MISR is not readable. Perform a manual install to reinitialize the system.

A6001104

Explanation: Failure reading media or not install media.

Response: Determine that correct install media is loaded. If correct install media is installed, media could be corrupt. Obtain another copy of the install media and re-attempt the install. If the install still fails, contact your service representative.

A6001201

Explanation: Critical database segment could not be created.

Failing Item:

- LICIP08
 - AJDG301
-

A6001204

Explanation: Error in constraint enforcement.

Failing Item:

- LICIP08
 - AJDG301
-

A6001210

Explanation: Object not found in the in-use table.

Failing Item:

- LICIP08
 - AJDG301
-

A6001215

Explanation: Error in critical code sequence.

Failing Item:

- LICIP08
 - AJDG301
-

A6001219

Explanation: A back leveled driver has been detected.

Failing Item:

- LICIP08
 - AJDG301
-

A6001604

Explanation: Not able to create APPN task.

Response: An error occurred during task creation which requires a power off of the system.

Failing Item:

- LICIP08

- AJDG301
-

A6001724

Explanation: An attempt to create a segment failed.

Response: The create could fail for two reasons:

- A code problem. Perform the procedure indicated in the failing item list.
- No free auxiliary storage on the system. Add additional DASD if the create failed because no auxiliary storage was available.

Failing Item:

- LICIP08
 - AJDG301
-

A6001730

Explanation: An IPL is needed to restore system performance.

Response: Licensed Internal Code has detected a condition that is impacting system performance. System operation can continue, but system performance may be noticeably reduced until the next IPL.

Look at the Product Activity Log entry, and find the value at offset x'000180'. If the value equals x'00000122', the error was caused by too much processor memory being installed.

For more information, contact IBM Service Support.

Failing Item:

- UPLF1
-

A6003000

Explanation: LPAR service function directed a Main Storage Dump.

Response: Copy the current main storage dump to media. For more information on how to copy a Main Storage Dump, refer to Copying a main storage dump.

Failing Item:

- AJDG301
-

A60041FC

Explanation: Installation of LIC failed.

Response: Words 12 and 13 of this SRC contain additional diagnostic information.

Install LIC using physical media.

To determine what caused the failure, collect SRC information and contact your next level of support.

Failing Item:

- SVCDOCS

A60041FD

Explanation: Installation of LIC failed.

Response: A main store dump was initiated. Words 12 and 13 of this SRC contain additional diagnostic information.

To recover the partition using the previously installed LIC, perform a B-mode IPL. You can then re-try the installation of LIC. Otherwise, install LIC using physical media.

To determine what caused this failure, collect SRC information and main store dump and contact your next level of support.

Failing Item:

- SVCDOCS

A6004401

Explanation: Missing DASD units.

Response: Copy the current main storage dump to media.

For more information on how to perform a Main Storage Dump, refer to Copying a main storage dump.

A6004402

Explanation: Missing DASD units.

Response: Copy the current main storage dump to media. Then exit the Main Storage Dump Manager.

For more information on how to perform a Main Storage Dump, refer to Copying a main storage dump.

A6004403

Explanation: Storage Management failed to reach full paging.

Response: Copy the current main storage dump to media.

For more information on how to perform a Main Storage Dump, refer to Copying a main storage dump.

A6004404

Explanation: Auto copy failed or not attempted.

Response: Copy the current main storage dump. If copying to system ASP, existing copies may need to be deleted or renamed. Then exit the Main Storage Dump Manager.

For more information on how to perform a Main Storage Dump, refer to Copying a main storage dump.

A6004405

Explanation: System ASP threshold exceeded after auto copy done.

Response: Delete other system ASP copies or exit the Main Storage Dump Manager and then from DST copy the Auto Copy to media and then delete the Auto Copy in system ASP.

A6004420

Explanation: MSD Manager not configured to save dump information.

Response: The platform produced dump data, but the Main Storage Dump (MSD) Manager was not configured to automatically copy the dump to an Auxiliary Storage Pool (ASP). The dump will be lost if the system power is lost. Use MSD Manager to manually copy the current platform dump to media or an ASP.

A6004421

Explanation: Insufficient space in the ASP to store a platform dump.

Response: The platform produced dump data, and the Main Storage Dump (MSD) Manager was configured to automatically copy the dump to an Auxiliary Storage Pool (ASP), but there was not sufficient free space available in the ASP. The dump will be lost if the system power is lost. Manually copy the current platform dump from the platform by performing one of the following:

- Make room in the designated ASP and then use the MSD Manager to copy the current platform dump to ASP.
- Use the MSD Manager to delete other dump copies, then copy the current platform dump to ASP.
- Use the MSD Manager to copy the current platform dump to a different ASP.
- Use the MSD Manager to copy the current platform dump to media.

A6004422

Explanation: A platform dump is saved in MSD Manager.

Response: The platform produced dump data. The dump data was copied to the Main Storage Dump (MSD) Manager.

Failing Item:

- PLDUMP
-

A6004700

Explanation: Processor On Demand error detected.

Response: Processor on Demand Data Block key is not valid.

Replace the Processor Capacity card.

Failing Item:

- CTLPNCD
-

A6004701

Explanation: Processor On Demand error detected.

Response: Processor On Demand Data Block contains data that does not match the expected data.

Contact your service provider.

Failing Item:

- AJDG301
-

A6004703

Explanation: Processor On Demand error detected.

Response: Processor On Demand Serialization has failed during IPL.

Contact your service provider.

Failing Item:

- AJDG301
-

A6004710

Explanation: Processor On Demand error detected.

Response: SPCN communication failure during Processor On Demand.

Look in the Product Activity Log for other SPCN errors and perform the actions indicated for those errors.

Failing Item:

- SPNLCRD
-

A6004712

Explanation: Processor On Demand error detected.

Response: Correct any Processor Capacity card or SPCN failures.

Failing Item:

- CTLPNCD
-

A6004713

Explanation: Incorrect Processor Capacity Card installed.

Response: The Processor Capacity Card is the failing

item since it has been swapped in from a different system.

Put the Processor Capacity Card back in the system it came from, and reinstall this system's original Processor Capacity Card.

Failing Item:

- CTLPNCD
-

A6004714

Explanation: The CUoD data is not present. A problem may exist.

Response: The Processor Capacity Card was changed and there may be a problem.

If the system did have any activated standby processors before the Processor Capacity Card was replaced, then new processor on demand activation codes must be obtained to restore the previous activations.

Contact your service provider.

A6004715

Explanation: Processor On Demand error detected.

Response: Correct any Processor Capacity card or SPCN failures.

Failing Item:

- CTLPNCD
-

A6004730

Explanation: Processor On Demand error detected.

Response: Processor On Demand standby processors are in use.

Contact your service provider.

Failing Item:

- AJDG301
-

A6004731

Explanation: Processor On Demand error detected.

Response: The Processor On Demand Trial Activation period is not valid. Contact your next level of support.

Failing Item:

- AJDG301
-

A6004733

Explanation: Processor On Demand error detected.

Response: Contact your service provider.

Failing Item:

- AJDG301

A6004740 • A6005007

A6004740

Explanation: Processor On Demand error detected.

Response: The Processor On Demand Activation code just entered is not valid.

Contact your next level of support.

Failing Item:

- AJDG301

A6004741

Explanation: Processor On Demand error detected.

Response: An invalid Processor On Demand Activation code has been entered more than 5 consecutive times. Contact your service provider.

Failing Item:

- AJDG301

A6004745

Explanation: Processor Capacity card replaced on activated POD system.

Response: Contact IBM Support to order a replacement Processor On Demand activation code.

A6004747

Explanation: 1 hour left in POD 14 day Trial Activation Period.

Response: If a new activation code was purchased, it should be entered now. Otherwise, the system will revert back to its previous activation state at the end of the Trial Activation Period.

A6005001

Explanation: DST received no response from a workstation controller.

Response: The workstation I/O processor for the system or partition console did not respond.

Failing Item:

- RTRIP01
- FI00380
- AJDG301

A6005002

Explanation: DST problem attempting to use the system console.

Response: A code problem occurred during an attempt to use the system console.

Failing Item:

- LICIP03

- AJDG301
- FI00380

A6005003

Explanation: Service program failed.

Response: The ASCII system console failed to respond.

Failing Item:

- FI00320
- FI00602
- USER
- AJDG301
- FI00380

A6005004

Explanation: DST console failed to respond.

Response: The system console failed to respond.

Failing Item:

- RTRIP02
- FI00320
- FI00602
- USER
- AJDG301
- FI00380

A6005005

Explanation: Service program failed.

Response: The workstation adapter system console failed to respond.

Failing Item:

- WSAIP01
- FI00320
- FI00602
- USER
- AJDG301
- FI00380

A6005007

Explanation: Service program failed.

Response: The workstation adapter console failed to respond.

Failing Item:

- RTRIP07
- FI00320
- FI00602
- USER

- AJDG301
- FI00380

A6005008

Explanation: DST console failed to respond. If an IPL did not find a console and if the console type is set to anything except a 1, the system will display code A6005008.

Response: If you just replaced the LAN adapter associated with Operations Console (LAN), you need to wait at least 35 minutes for the system to find and use the new LAN adapter. In this case, when the system is satisfied, it starts using the new adapter. The console should start, and the SRC is no longer shown.

If you are attempting to use a twinaxial console the only data relevant in this SRC is word 6. Use the information in the list below for the meaning of word 6 to determine the twinaxial failure. The first 4 characters of word 6 contains the last 4 characters of the original failure type. For example, if word 6 contained 50010001, the twinaxial-related SRC would be A6005001 and the console type is set to use a twinaxial console. Refer to that SRC. Word 6 in the form of xxxx yy zz means the following:

- xxxx where:
 - The twinaxial-related SRC is represented by the first 4 characters.
- yy where:
 - 0A = No console tagged
- zz where:
 - 00 = Not defined by user (old default value)
 - 01 = Twinaxial
 - 02 = Operations Console (Direct) (obsolete)
 - 03 = Operations Console (LAN)
 - 04 = Hardware Management Console (HMC) or Thin Console

If you are attempting to use Operations Console, the local console on a network uses words 3, 4, and 5. Use words 3 through 5 to select the appropriate section in the following list.

1. Word 3 is "1": No supported HW detected or HW detected is not expected (for example, you replaced the LAN IOA so the serial number is different) In some cases the serial number of the expected adapter may be shown in word 5.
2. Word 3 is "2": The LAN IOA failed to report.
3. Word 3 is "3": Hardware error. Common error codes in word 4:
 - 53001A80 and 53002AC0: Network, cable or the LAN adapter may not be operational. Word 5 may contain the card position or serial number of the adapter.

- 00000000: This error code indicates the adapter reported but has not been initialized yet. This is not considered an error, at this time. The adapter should be activated shortly. Word 5 may contain the card position or serial number of the adapter.
- CC10031A: Adapter was activated but did not reach LinkUp state. The card was given more than a minute to link up to its partner (probably a switch) and it didn't do so. Likely conditions:
 - The cable is unplugged on one end or the other, or is defective.
 - The switch port is not operational.

Once this error code is received, the problem will not resolve itself until something restarts the device driver. Word 5 may contain the card position or serial number of the adapter.

- For other error codes contact your service provider. Word 5 may contain the card position or serial number of the adapter.
4. Word 3 is "4": BOOTP status: Word 4 contains the number of attempts. If attempts are zero, then BOOTP is ready, when called. If attempts have a value, then the PC did not respond. Word 5 may contain the card position or serial number of the adapter.
 5. Word 3 is "5": The system's LAN connection is active but the PC failed to connect. Are the PC and system on the same network and using the same protocol? Can the PC ping the system? (ping serverhostname). Word 4 contains the IP address. Word 5 may contain the card position or serial number of the adapter.

Problem determination: Look at words 3-8 on the console. If words 3-5 are non-zero the failing item is most likely an ASYNC card. If words 6-8 are non-zero the failing item is most likely a LAN card.

Word 7 meanings for the failure identified:

- 1 Async card not detected.
- 2 No cables detected. Word 8 is the Card position. Word 9 is the card type.
- 3 Wrong cable detected. Word 8 is the card position. Word 9 is the cable ID.
- 4 Port in use. Word 8 is the card position. Word 9 is the card type.
- FA Not configured for direct cable

Note: It is expected that a D-mode IPL with a new load source direct access storage device (DASD) will show the console type value of 00. Examples of when this can occur might be that the copy of data from a failing DASD did not copy all data or you are installing a new logical partition. Also, there are times when the DASD is late reporting and the console type value was not retrieved in time. In these cases you can use the console service function to set a console type value or attempt to contact the console again.

A6005010 • A6005120

Failing Item:

- OPCIP03
 - FI00719
-

A6005010

Explanation: IPL service function ended abnormally.

Failing Item:

- LICIP04
 - AJDG301
-

A6005014

Explanation: DST status. The Storage Management Dual Path Information Screen option to dump data to a PAL has completed successfully.

A6005015

Explanation: DST error. An error has occurred gathering data for the Storage Management Dual Path Information Screen option to dump data to a PAL. Contact your next level of support or hardware service provider.

Failing Item:

- NEXTLVL
-

A6005082

Explanation: DST lost contact with the console.

Response: A service program lost contact with the system console.

Failing Item:

- RTRIP03
 - AJDG301
 - USER
-

A6005083

Explanation: IPL service function ended abnormally.

Response: A service program lost contact with the system console.

Failing Item:

- TWSIP01
 - AJDG301
 - USER
-

A6005090

Explanation: System startup failed in unattended IPL mode.

Response: Perform the following:

- If reference code A6xx5090 is displayed on the control panel for more than 10 minutes, perform the procedure indicated in the failing item list.
- For reference code B6xx5090, perform the procedure indicated in the failing item list.

Failing Item:

- LICIP11
 - FI00580
 - FI00500
 - FI00301
 - FI00021
 - FI00065
 - AJDG301
-

A6005092

Explanation: System is in DASD migration mode.

Response: Install Licensed Internal Code and Upgrade Load Source was specified but the key is not in the manual position. Change the key position to manual and perform a system IPL.

A6005094

Explanation: IASP detected a failure during the vary on operation.

Failing Item:

- LICIP12
-

A60050FF

Explanation: DST unrecoverable program error.

Failing Item:

- LICIP03
 - AJDG301
 - FI00380
-

A6005120

Explanation: System LIC detected a program exception.

Response: System LIC detected a programming problem. If performance or other system degradation is occurring, the system may be operating with reduced resources.

Check the Product activity log for related entries. If this reference code is logged with an error class of Informational, then no action is required.

Otherwise, perform the procedure indicated in the failing item list.

Failing Item:

- LICIP01
- AJDG301

- FI00130

A6005121

Explanation: LIC program exception occurred.

Response: System LIC detected a programming problem for which a main storage dump may have been initiated. Collect the dump if available.

A problem log entry may be generated for this refcode.

Failing Item:

- LICIP01
- AJDG301

A6005122

Explanation: LIC program exception occurred.

Response: System LIC detected an IOP programming problem for which an IOP dump may have been initiated.

Failing Item:

- LICIP01
- FI00130
- AJDG301
- FI00131

A6005123

Explanation: LIC program exception occurred.

Response: System LIC detected an interface problem with the IOP or an IOP programming problem for which an IOP and main storage dump may have been initiated.

Failing Item:

- LICIP01
- FI00130
- AJDG301
- FI00131

A6005126

Explanation: Addressed device failed to respond to selection.

Failing Item:

- DISKDRV
- STORIOA
- DISKTRY
- FI01106
- FI01140
- FI01141
- DEVTERM
- BACKPLN

A6005127

Explanation: IOP timed out a disk command.

Failing Item:

- DISKDRV
- STORIOA
- FI01106
- DISKTRY
- FI01140
- FI01141
- DEVTERM
- BACKPLN

A6005128

Explanation: I/O processor failure.

Failing Item:

- FI01112
- FI01107

A600512D

Explanation: An IOP dump was initiated.

Response: Copy the IOP dump entry and any related entries from the Product Activity Log to suitable media, and give to an IBM service representative.

A600512E

Explanation: LIC program exception occurred.

Response: The system was in a D IPL mode when the problem was detected. A main storage dump was not taken.

Failing Item:

- LICIP01
- AJDG301
- FI00130

A6005192

Explanation: Insufficient entitled memory for the I/O configuration.

Response: Use the hardware management console to increase the entitled memory capacity of the partition and restart the I/O adapter. To restart a storage I/O adapter, use Hardware Service Manager to re-IPL the virtual I/O processor that is associated with this I/O adapter. To restart a communications I/O adapter, vary the line off and vary it on using the vary configuration (VRYCFG) command.

Failing Item:

- SVCDOCS

A6005193

Explanation: Virtual adapter not supported in a shared memory partition.

Response: Use the hardware management console to remove the virtual adapter from the partition.

Failing Item:

- SVCDOCS

A6005194

Explanation: Insufficient entitled memory for the I/O configuration.

Response: Use the hardware management console to increase the entitled memory capacity of the partition and restart the partition.

Failing Item:

- SVCDOCS

A6005206

Explanation: System LIC detected a missing IOP LIC code load.

Response: System LIC detected a missing IOP LIC code load during IPL of the IOP. This indicates that either the IOP code load is not installed on the system Load Source device or that system LIC was unable to successfully read that load from the Load Source device.

Failing Item:

- LICIP01
- USER

A6005209

Explanation: System LIC detected an IOP timeout during IOP IPL.

Response: Verify that all IOP cable connections are secure, and check tape and other non-disk devices and media to verify that they are in a ready state.

Failing Item:

- LICIP01
- USER
- FI00130
- AJDG301

A6005219

Explanation: LIC program exception occurred.

Response: An IOP signaled to system LIC that it had entered a critical internal state. LIC automatically attempted to restart the IOP.

This reference code is logged for information only. No action is required.

If this reference code appears in a serviceable event view then service is required, work the failing items list. Otherwise this event can be ignored.

Failing Item:

- FI00310
- FI00318
- FI00065
- FI00130
- AJDG301

A6005275

Explanation: The system issued a reset/reload to the IOP.

Response: System Licensed Internal Code detected that an IOP Reset/Reload has occurred, and that the IOP successfully recovered.

Users who were signed on to a Workstation device under the IOP will need to sign back on. Any LAN/WAN communications lines under the IOP will need to be restarted. Tape/Optical devices under the IOP may need to be varied back on.

To determine the cause of the IOP Reset/Reload, check the Product Activity Log for additional entries logged with the same System Log ID, and perform any actions indicated for those errors.

A6005276

Explanation: IOP Reset was issued.

Response: LIC has detected a problem with the Service Processor IOP and has reset it but has not initiated reload of the Service Processor.

If the Load Source is mirrored, some system operations may be able to continue normally. However, some system service operations have been suspended and the system should be scheduled for power down as soon as possible.

Failing Item:

- RTRIP08
- AJGLD01
- AJDG301
- FI00021

A6005310

Explanation: LIC program exception occurred.

Response: System LIC detected a logical partition configuration data consistency error. Copy the Product Activity Log data for this error and any related entries

and contact your next level of hardware service support.

Failing Item:

- LPARSUP

A6005311

Explanation: LIC program exception occurred.

Response: LPAR configuration data does not match current system configuration. The system will not IPL past DST until the problem is corrected.

Following is a list of problems which may have caused this SRC to be reported:

- Non-configured disk unit which was previously a load source on a partitioned system.
- Load Source configuration data does not match partition for which it is being used.
- Load Source configuration data does not match system serial number for which it is being used.
- Load Source configuration data is newer than primary partition configuration data.

Failing Item:

- LPRIP01
- LPARSUP

A6005312

Explanation: LIC program exception occurred.

Response: LPAR configuration data informational error.

The LPAR configuration data was found to be in error or inconsistent on a secondary partition's Load Source. The data was automatically updated to the current system level.

A6005313

Explanation: LIC program exception occurred.

Response: LPAR configuration data informational error.

The LPAR configuration data was found to be inconsistent on a primary partition and could only be corrected with an older copy of the data.

Failing Item:

- LPARCFG

A6005340

Explanation: Secondary partition not running at optimum.

Response: Check the Primary partition's Product Activity Log for system processor entries from

approximately the same time. Perform the actions indicated for those entries.

A6005341

Explanation: Secondary partition not running at optimum.

Response: Check the primary partition Product Activity Log for system memory entries from approximately the same time. Perform the actions indicated for those entries.

A6005342

Explanation: Secondary partition not running at optimum.

Response: Check the Primary partition's Product Activity Log for system processor entries from approximately the same time. Perform the actions indicated for those entries.

A6005343

Explanation: Secondary partition not running at optimum.

Response: Check the Primary partition's Product Activity Log for system memory errors from approximately the same time. Perform the actions indicated for those entries.

A6005344

Explanation: Secondary partition not running at optimum.

Response: The interactive performance specified in the configuration data for this partition could not be met.

Contact your next level of support.

Failing Item:

- LPARSUP

A6005350

Explanation: Secondary partition software release not supported.

Response: The logical partition software version is outside the supported release delta.

Check the Release Delta from the Primary partition "Display Partition Release Level" screen.

Check the LPAR documentation for the release level of the Primary partition and determine what the supported Release Delta is.

A6005380

Explanation: LIC program exception occurred.

Response: Record the Product Activity Log (PAL) hex data for this SRC or print the PAL entry.

Contact your next level of support.

Failing Item:

- LPARSUP

A6005390

Explanation: LIC program exception occurred.

Response: Record the Product Activity Log (PAL) hex data for this SRC or print the PAL entry.

Contact your next level of support.

Failing Item:

- LPARSUP

A6005505

Explanation: The copying of DASD log data to the IOP log was successful.

Response: IOP log data can be copied to a spool file for examination by the development lab.

A6005555

Explanation: SLIC I/O DASD subsystem error recovery in progress.

A6005600

Explanation: Unrecoverable read error.

Response: VPD data could not be read.

Look for other errors implicating hardware. There is no way to know what VPD read has failed, but the resource is not usable and should generate an error.

If no such error occurred, call your next level of support.

Failing Item:

- SVCDOCS

A6006900

Explanation: System bus error.

Response: Contact your next level of support.

Failing Item:

- NEXTLVL

A6006901

Explanation: Bus Expansion Adapter card failed.

Response: Contact your next level of support.

Failing Item:

- NEXTLVL

A6006902

Explanation: Bus Expansion Adapter card failed.

Response: Contact your next level of support.

Failing Item:

- NEXTLVL

A6006905

Explanation: Optical bus failed.

Response: Contact your next level of support.

Failing Item:

- NEXTLVL

A6006906

Explanation: High Speed Link (HSL) or PCI bridge card slot I/O bridge failure.

Response: LIC could not access part of the HSL I/O bridge VPD. The bridge and HSL loop may be prevented from becoming operational.

For this reference code the failing item list presented in the Service Action Log (SAL), or serviceable event viewer you are working with, can be different from the failing item list documented here. That is due to the differences in system models and features installed.

If the Service Action Log (SAL) or serviceable event view on the hardware management console is available then use the failing item list presented there for servicing this reference code.

If a serviceable event view is not available then use the failing item list documented here. By following the procedures in the symbolic FRUs listed here you will isolate to the correct FRU list based on system model and features installed.

NOTE: A fiber optic cleaning kit may be required for optical HSL connections.

Failing Item:

- SIIOADP
 - OPT_CLN
-

A6006907

Explanation: High Speed Link (HSL) or PCI bridge card slot I/O bridge failure.

Response: LIC detected invalid data in the HSL I/O bridge VPD. The bridge and HSL loop may not have become operational.

For this reference code the failing item list presented in the Service Action Log (SAL), or serviceable event view you are working with, can be different from the failing item list documented here. That is due to the differences in system models and features installed.

If the Service Action Log (SAL) or serviceable event view on the hardware management console, is available then use the failing item list presented there for servicing this reference code.

If a serviceable event view is not available then use the failing item list documented here. By following the procedures in the symbolic FRUs listed here you will isolate to the correct FRU list based on system model and features installed.

NOTE: A fiber optic cleaning kit may be required for optical HSL connections.

Failing Item:

- SIIOADP
 - OPT_CLN
-

A6006908

Explanation: High Speed Link (HSL) or PCI bridge card slot I/O bridge failure.

Response: LIC data in the I/O bus VPD could not be accessed. The I/O Bus identified in the SRC may not have become operational.

If there is a B6xx 6906 reference code, close this problem in the serviceable event view you are working with and work the 6906 error.

For this reference code the failing item list presented in the Service Action Log (SAL), or serviceable event view you are working with, can be different from the failing item list documented here. That is due to the differences in system models and features installed.

If the Service Action Log or serviceable event view on the hardware management console or service processor is available then use the failing item list presented there for servicing this reference code.

If a serviceable event view is not available then use the failing item list documented here. By following the procedures in the symbolic FRUs listed here you will isolate to the correct FRU list based on system model and features installed.

NOTE: A fiber optic cleaning kit may be required for optical HSL connections.

Failing Item:

- SIIOADP
 - OPT_CLN
-

A6006909

Explanation: High Speed Link (HSL) or PCI bridge card slot I/O bridge failure.

Response: LIC detected invalid data in the I/O bus VPD. The bus and resources associated with it may not be operational.

For this reference code the failing item list presented in the Service Action Log (SAL), or serviceable event view you are working with, can be different from the failing item list documented here. That is due to the differences in system models and features installed.

If the Service Action Log (SAL) or serviceable event viewer on the hardware management console is available then use the failing item list presented there for servicing this reference code.

If a serviceable event view is not available then use the failing item list documented here. By following the procedures in the symbolic FRUs listed here you will isolate to the correct FRU list based on system model and features installed.

If the serviceable event view only indicated a frame or enclosure see the locations section for the frame or enclosure type. The location of the HSL I/O Bridge will be given in the locations tables.

NOTE: A fiber optic cleaning kit may be required for optical HSL connections.

Failing Item:

- SIIOADP
 - OPT_CLN
-

A600690A

Explanation: Associated adapter not found in this partition.

Failing Item:

- LICIP16
-

A6006910

Explanation: I/O processor failure.

Response: An I/O processor timed out, returned bad status, or is not following the system bus protocol.

Failing Item:

- LICIP07
- FI00310
- FI00318
- FI00065
- FI00130

A6006938 • A6006963

- AJDG301

A6006938

Explanation: Not valid system configuration detected.

Response: This system model does not allow a configuration of more than three (non-OptiConnect) I/O Processors.

Power down the system and remove the extra (non-OptiConnect) I/O Processor(s) so that there are three or less. Restart the system.

A6006944

Explanation: Missing or failed I/O processor cards.

Response: A system bus appears to be empty. If the bus is not empty, two I/O processors in consecutive slots may be missing or broken. If there are broken I/O processors, then another more serious SRC has occurred. Otherwise find the bus number for this failure from the Product activity log and use the system configuration list to verify the configuration of the I/O processors on that bus.

Failing Item:

- FI00317
- FI00316
- AJDG301

A6006960

Explanation: Multi-adapter Bridge or PCI Bridge card slot error, do not use card slot.

Response: Slot unavailable due to 64 bit card in adjacent slot.

One of the messages documented with the symbolic FRU will describe the problem. See SLOTERR symbolic FRU for a list of messages and corrective actions.

Failing Item:

- SLOTERR

A6006961

Explanation: Multi-adapter Bridge or PCI Bridge card slot error, do not use card slot.

Response: LED control failure, do not use slot.

The card location is not available for use. The Failing Item with the card slot error is in the Failing Item list for this reference code.

See SLOTERR symbolic FRU for the list of messages and a further description of the problem detected by Licensed Internal Code.

For this reference code the failing item list presented in the Service Action Log (SAL), or serviceable event view you are working with, can be different from the failing

item list documented here. That is due to the differences in system models and features installed.

If the Service Action Log or a serviceable event viewer on the hardware management console is available for this problem then use the failing item list presented there for servicing this reference code.

If a serviceable event view is not available then use the failing item list documented here. By following the procedures in the symbolic FRUs listed here you will isolate to the correct FRU list based on system model and features installed.

Failing Item:

- SLOTERR
- MASBUS

A6006962

Explanation: Multi-adapter Bridge or PCI Bridge card slot error, do not use card slot.

Response: Power control failure, do not use slot.

If there is a Linux partition in the system, any IOPs plugged into slots owned by a Linux partition will not power on. This error will be logged. Correct the situation by removing the IOP cards.

The card location is not available for use. The Failing Item with the card slot error is in the Failing Item list for this reference code.

See SLOTERR symbolic FRU for the list of messages and a further description of the problem detected by Licensed Internal Code.

For this reference code the failing item list presented in the Service Action Log (SAL), or serviceable event view you are working with, can be different from the failing item list documented here. That is due to the differences in system models and features installed.

If the Service Action Log, or serviceable event view on the hardware management console is available then use the failing item list presented there for servicing this reference code.

If a serviceable event view is not available then use the failing item list documented here. By following the procedures in the symbolic FRUs listed here you will isolate to the correct FRU list based on system model and features installed.

Failing Item:

- SLOTERR
- MASBUS

A6006963

Explanation: Multi-adapter Bridge or PCI Bridge card slot error, do not use card slot.

Response: Power control failure, do not use slot.

The card location is not available for use. The Failing Item with the card slot error is in the Failing Item list for this reference code.

See SLOERR symbolic FRU for the list of messages and a further description of the problem detected by Licensed Internal Code.

For this reference code the failing item list presented in the Service Action Log (SAL), or serviceable event viewer you are working with, can be different from the failing item list documented here. That is due to the differences in system models and features installed.

If the Service Action Log or serviceable event viewer on the hardware management console is available then use the failing item list presented there for servicing this reference code.

If serviceable event view is not available then use the failing item list documented here. By following the procedures in the symbolic FRUs listed here you will isolate to the correct FRU list based on system model and features installed.

Failing Item:

- SLOERR
- MASBUS

A6006964

Explanation: Multi-adapter Bridge or PCI Bridge configuration change or error.

Response: One of several errors or configuration problems has occurred under a Multi-adapter Bridge or PCI Bridge. If you are using the Service Action Log (SAL), or the serviceable event viewer on the hardware management console or the service processor, then the correct FRU, description and card position(s) will be listed. Use the FRUs and descriptions in the serviceable event view you are working with to determine the problem.

If you do not have access to the Service Action Log, or serviceable event view on the hardware management console or service processor, then word 4 of the SRC has more information. Examine the last 4 digits in word 4 to determine the problem by comparing them to the list below and using the FRU(s) listed here.

1. xxxx2022 - IOP found in slots owned by a Linux partition. The Multi-adapter Bridge or PCI Bridge and PCI Bridge set that it controls are assigned to a Linux partition. The IOP found in the SLOT indicated by the DSA in word 7 will not be configured.
2. xxxx2014 - I/O adapters were found under the Multi-adapter Bridge or PCI Bridge but there is no IOP to support them. The adapters cannot be used.
3. xxxx2015 - An card type was found that cannot be supported in the card position where it is located.

See MABRCFG symbolic FRU for the list of messages, a further description of the problem detected by Licensed Internal Code and the corrective action.

Failing Item:

- MABRCFG

A6006965

Explanation: Multi-adapter Bridge or PCI Bridge configuration change or error.

Response: Card type not supported in this slot.

An I/O processor or I/O adapter card type is installed in the location indicated in word 7 of the SRC. The card type is not supported in that slot under the Multi-adapter Bridge or PCI Bridge. The card is unavailable.

See MABRCFG symbolic FRU for the list of messages, a further description of the problem detected by Licensed Internal Code and the corrective action.

Failing Item:

- MABRCFG

A6006966

Explanation: Multi-adapter Bridge or PCI Bridge configuration change or error.

Response: I/O processor removed from Multi-adapter Bridge or PCI Bridge card slot.

On the previous IPL an I/O processor was in the card location specified in word 7 of the SRC. The I/O processor was not detected on this IPL.

See MABRCFG symbolic FRU for the list of messages, a further description of the problem detected by Licensed Internal Code and the corrective action.

Failing Item:

- MABRCFG

A6006967

Explanation: Multi-adapter Bridge or PCI Bridge configuration change or error.

Response: I/O adapter unavailable due to moved I/O processor card.

The I/O adapter specified in word 7 of the SRC is not available. On the previous IPL there was an I/O processor card the adapter was assigned to. The I/O processor was not detected on this IPL.

See MABRCFG symbolic FRU for the list of messages, a further description of the problem detected by Licensed Internal Code and the corrective action.

Failing Item:

- MABRCFG

A6006968

Explanation: Multi-adapter Bridge or PCI Bridge configuration change or error.

Response: IOA removed from Multi-adapter Bridge or PCI Bridge slot.

On the previous IPL an I/O adapter was in the card slot specified in word 7 of the SRC. That I/O adapter was not detected on this IPL.

See MABRCFG symbolic FRU for the list of messages, a further description of the problem detected by Licensed Internal Code and the corrective action.

Failing Item:

- MABRCFG

A6006969

Explanation: Multi-adapter Bridge or PCI Bridge configuration change or error.

Response: I/O adapter replaced by I/O processor card.

On the previous IPL there was an I/O adapter in the location specified in word 7 of the SRC. This IPL LIC detected that the IOA was replaced by an IOP in that location.

See MABRCFG symbolic FRU for the list of messages, a further description of the problem detected by Licensed Internal Code and the corrective action.

Failing Item:

- MABRCFG

A600696A

Explanation: Card slot test failed.

Failing Item:

- LICIP14
- FI00131
- BACKPLN

A600696B

Explanation: Card slot could not be validated.

Response: This can be caused by "PCI error injection policy" being set to "YES" and an I/O Processor being installed on the same Multi-adapter Bridge or PCI Bridge domain as the I/O Adapter. Do one of the following. Either:

-- Using the hardware management console or a customer PC with a Web browser access the Advanced System Management Interface (ASMI) and disable PCI error injection policy.

OR:

-- Vary off the I/O Adapter. Using Hardware Service manager in SST/DST, locate the I/O Adapter resource. Using concurrent maintenance on the associated packaging resource, remove the I/O Adapter and install it in a location that does not have I/O Processors on the same Multi-adapter bridge domain.

OR:

-- Vary off the I/O Adapter. Use the concurrent maintenance option in Hardware Service Manager in SST/DST to power off all I/O Processors located on the same Multi-adapter Bridge or PCI Bridge domain as the I/O Adapter. Use concurrent maintenance to power off and power on the I/O Adapter. Then use concurrent maintenance to power on the I/O Processors located on the same Multi-adapter Bridge or PCI Bridge domain as the I/O Adapter.

A6006970

Explanation: High Speed Link (HSL) or PCI bridge card slot resource failure.

Response: A system PCI bus failure was detected. Word 7 of the SRC contains the bus number.

This failure can occur when a tower in an HSL loop is powered off using concurrent maintenance. If this is the case, close this problem.

This error is most likely in the hardware that makes up the PCI bus, the PCI bus side of the HSL I/O bridge or the Multi-adapter Bridge or PCI Bridge. In some cases it may be caused by a failing IOP in the Multi-adapter Bridge or PCI Bridge domain. When an IOP is causing the problem, the failing IOP cannot be identified.

NOTE: This SRC can occur for the PCI bus resource on a PCI bus in an I/O expansion unit when the unit is powered off for a concurrent maintenance action.

If the Service Action Log, or serviceable event view on the hardware management console or service processor, is available then use the failing item list presented there for servicing this reference code.

If a serviceable event view is not available then use the failing item list documented here.

NOTE: A fiber optic cleaning kit may be required for optical HSL connections.

Failing Item:

- SI_PHB
 - PRI_PCI
 - MA_BRDG
 - MABIP03
 - BRDGSET
 - OPT_CLN
-

A6006971

Explanation: High Speed Link (HSL) or PCI bridge card slot resource failure.

Response: A failure occurred in a Multi-adapter Bridge or PCI Bridge or on the bus to the card location it controls.

If a serviceable event view is available, use the failing item list presented there for servicing this reference code.

If a serviceable event view is not available, use the failing item list documented here.

Failing Item:

- MABIP02
- MA_BRDG
- MASBUS
- PIOCARD

A6006972

Explanation: High Speed Link (HSL) or PCI bridge card slot resource failure.

Response: Multi-adapter Bridge (MaB) or PCI Bridge failure detected.

For this reference code the failing item list presented in the Service Action Log (SAL), or serviceable event viewer you are working with, can be different from the failing item list documented here. That is due to the differences in system models and features installed.

If the Service Action Log (SAL) or serviceable event viewer on the hardware management console is available then use the failing item list presented there for servicing this reference code.

If a serviceable event view is not available then use the failing item list documented here. By following the procedures in the symbolic FRUs listed here you will isolate to the correct FRU list based on system model and features installed.

Failing Item:

- MA_BRDG

A6006973

Explanation: High Speed Link (HSL) or PCI bridge card slot resource failure.

Response: Multi-adapter Bridge or PCI Bridge has detected a problem in the card installed in the location specified in word 7 of the SRC. Use the FRU list in the Service Action Log (SAL), or serviceable event view you are working with. If you are working from this document's FRU list use the Symbolic FRU BRDGSET to determine the failing items.

Failing Item:

- BRDGSET
- SIOADP
- MA_BRDG

A6006974

Explanation: Multi-adapter Bridge or PCI Bridge configuration change or error.

Response: PCI I/O processor rejected the assignment of or the removal of an I/O adapter.

Failing Item:

- MABRCFG

A6006975

Explanation: The system issued a reset/reload to the service processor.

Response: Service processor error.

Failing Item:

- AJDGP01

A6006976

Explanation: Service processor failure.

Response: For this reference code the failing item list presented in the Service Action Log (SAL), or serviceable event view you are working with, can be different from the failing item list documented here. That is due to the differences in system models and features installed.

If the Service Action Log (SAL) or a serviceable event viewer on the hardware management console is available then use the failing item list presented there for servicing this reference code.

If a serviceable event viewer is not available then use the failing item list documented here. By following the procedures in the symbolic FRUs listed here you will isolate to the correct FRU list based on system model and features installed.

Failing Item:

- SVCPROC

A6006980

Explanation: Network Interface Controller / IO Hub failure.

Response: For Power5 and newer servers, service this error using the B7006980 service information. Otherwise, continue with this information.

The FRU list displayed in the Service Action Log (SAL) or serviceable event view you are working with, may vary from the failing item list given in this document. Use the FRU list in the serviceable event view if it is available to you.

A6006981 • A6006984

NOTE: A fiber optic cleaning kit may be required for optical HSL connections.

Failing Item:

- SICNTRL
- OPT_CLN

A6006981

Explanation: High Speed Link (HSL) or PCI bridge card slot I/O bridge failure.

Response: For Power5 and newer servers, service this error using the B7006981 service information. Otherwise, continue with this information.

Cycle power on the frame identified as the frame with failed HSL I/O Bridge prior to replacing FRUs.

The FRU list displayed in the Service Action Log (SAL), or serviceable event view you are using, may vary from the failing item list given in this document. Use the FRU list in the serviceable event view if it is available to you.

If you find either a B6xx 6982 or B6xx 6984 SRC logged at approximately the same time as this SRC then they were caused by the same failure. If you find a 6982 SRC logged at approximately the same time then close this problem and service the 6982 SRC. The failing item listed for this SRC is one of the failing items listed for B6xx 6982. If the serviceable event view's entry for this SRC has a location listed then record the location for use in servicing the 6982 SRC.

NOTE: This SRC can occur for the HSL I/O Bridge resource in an I/O expansion unit when the unit is powered off for a concurrent maintenance action.

NOTE: A fiber optic cleaning kit may be required for optical HSL connections.

Failing Item:

- SIIOADP
- OPT_CLN

A6006982

Explanation: High Speed Link (HSL) connection failure.

Response: For Power5 and newer servers, service this error using the B7006982 service information. Otherwise, continue with this information.

If this SRC is not in the Service Action Log (SAL) or serviceable event view you are using, then it is informational or statistical only. It does not require a service action.

Otherwise, this is a connection failure on an HSL link. Perform the procedure indicated in the failing item list.

Failing Item:

- RIOIP09

- HSL_LNK
- SIIOADP
- SICNTRL
- REM_NIC
- OPT_CLN

A6006983

Explanation: A High Speed Link (HSL) / RIO / 12X loop configuration event was detected. The loop may have an unsupported configuration or a configuration that is not valid or the loop is in a state that LIC is logging for potential future reference.

Problem determination: LIC is reporting an event about the state of a RIO / HSL / 12X loop. Word 4 of the SRC contains the program return code (PRC) which identifies the state or problem with the loop.

For Power5 and newer servers, if this event appears in a serviceable event view then a service action is required. This SRC may also be logged as informational when it is recording information about the loop that is not a problem for the LPAR.

If this event does not appear in a serviceable event view then no service is required. To determine what the event meaning is record the PRC in word 4 of the SRC then use symbolic FRU SIRGCFG. This completes the procedure.

If this event appears in a serviceable event view then search for a B7006983 serviceable event logged at about the same time.

Did you find a B7006983 serviceable event logged at about the same time in the LPAR?

- YES - Service this error by working the B7006983 error.
- NO - Continue working this SRC. If you are using the Service Action Log (SAL) the FRU description may already indicate the configuration problem. Otherwise record the PRC in word 4 of the SRC. Use symbolic FRU SIRGCFG to determine the problem.

Failing Item:

- SIRGCFG

A6006984

Explanation: High Speed Link (HSL) loop status message.

Response: For Power5 and newer servers, service this error using the B7006984 service information. Otherwise, continue with this information.

An HSL loop has switched to its alternate path. This is an informational SRC only.

Word 7 of the SRC contains the loop number in the leftmost 4 digits. The loop number is in hexadecimal format. You must convert the hexadecimal loop number

into decimal format to recognize the loop number in HSM.

This SRC can be caused by a tower on the HSL loop powering off.

This SRC may also appear in the Service Action Log (SAL), or serviceable event viewer you are using, with a B6xx 6982 or B6xx 6981 logged at approximately the same time. In that case the other SRC is reporting a failure and this SRC is reporting that the alternate HSL path is now being used. Service the other SRC if present.

A6006985

Explanation: High Speed Link (HSL) loop status message.

Response: For Power5 and newer servers, service this error using the B7006985 service information. Otherwise, continue with this information.

If this SRC is not in the Service Action Log (SAL), or serviceable event view you are using, then it is informational. Use FRU SIRSTAT to determine what this SRC means. Otherwise, continue with the following steps:

This error can appear as a serviceable event when a tower, or I/O unit or another system in the loop did not complete powering on before LIC on this system checked this loop for errors. Search the Product Activity Log (PAL) for the last B6xx 6985 SRC logged for this loop and use FRU SIRSTAT to determine if this error requires service. If the last entry indicates the loop is functioning (determined by FRU SIRSTAT) then no service action is required, close this problem

There may be multiple B6xx 6985 logs with xxxx 3205 in word 4 errors for the same loop resource in the serviceable event view. This is caused by retry and recovery attempts. If there is a B6xx 6985 with xxxx 3206 or xxxx 3208 in word 4 after the above B6xx 6985 entries in the PAL, then the recovery efforts were successful. If this is the case, close all the B6xx 6985 entries for that loop resource in the serviceable event view.

1. If you find a B6xx 6981 in the serviceable event view then close that problem and go to step 2. Otherwise perform the following:
 - Perform RIOIP06 to determine if any other systems are connected to this loop and return here. (HSL_LNK or HSLxxxx FRU in the Service Action Log (SAL) entry, or serviceable event view you are working with, indicates the loop number.) If there are other system(s) then continue with the steps that follow, otherwise go to step 2.
 - Check for HSL failures on the other system(s) before replacing parts. HSL failures are serviceable event entries with HSL I/O Bridge and Network Interface Controller (NIC)

resources. Ignore B6xx 6982 and B6xx 6984 entries. If there are HSL failures on other system(s) then continue with the steps that follow, otherwise go to step 2.

- Repair the problems on the other systems and return to this step. After making repairs on the other system(s) check the Product Activity Log (PAL) of this system for a B6xx 6985 logged after the repairs you made on the other system(s). If you find one then continue with the steps that follow, otherwise go to step 2.
 - For the B6xx 6985 log you found, use FRU SIRSTAT to determine if the loop is now complete. If the loop is complete then this problem has been resolved. Use RIOIP01 to verify that the loop is now working properly. Otherwise, go to step 2.
2. Use the serviceable event's FRU list when it is available. If this SRC appears in the Service Action Log (SAL), or the serviceable event view you are using, with the Symbolic FRU HSL_LNK or HSLxxxx listed as a FRU, then perform problem isolation procedure RIOIP01. Otherwise exchange the FRUs listed in the serviceable event view.

NOTE: A fiber optic cleaning kit may be required for optical HSL connections.

Failing Item:

- SIRSTAT
- HSL_LNK
- SIOADP
- SICNTRL
- OPT_CLN

A6006986

Explanation: System bus error.

Response: For Power5 and newer servers, service this error using the B7006986 service information. Otherwise, continue with this information.

During IPL, system LIC detected an HSL I/O bridge that was already initialized. The bridge should have been in a flushed and uninitialized state after powering on. There is a problem with SPCN components that prevented the tower from powering off after a previous power off was issued. The tower will not be configured for this IPL.

This reference code is equivalent to 1xxx 90F0. When referring to the "CBLALL" symbolic FRU in the Failing Item list, perform the "CBLALL" procedure using reference code "90F0".

Word 5 of the SRC identifies the frame. Determine the frame by breaking down word 5:

Word 5 -> xxxx xxNN where: NN is the frame number in hexadecimal format.

Failing Item:

- TWRCARD
- CBLALL

A6006987

Explanation: High Speed Link (HSL) connection failure.

Response: For Power5 and newer servers, service this error using the B7006987 service information. Otherwise, continue with this information.

Failures are occurring on the HSL link.

There may be B6xx 6982 errors logged on the same loop and about the same time as this error. Close those errors and continue to correct the problem by working this error.

- If there is a cable FRU in the serviceable event entry:
 1. If the connection is copper and either end has a loose connection, re-seat the cable. To do this, disconnect the connection and wait a minimum of 30 seconds. Then reconnect the cable and complete the tightening process in at most 30 seconds. Repeat the process at the other end of the cable. If the error persists, replace the FRUs in the Service Action Log (SAL), or serviceable event view you are using.
 2. If the connection is optical, clean the connections at both ends of the cable. If the error persists, replace the FRUs in the Service Action Log (SAL), serviceable event view you are using.
 3. If the error persists, replace the FRUs at each end of the cable starting with the FROM FRU listed in the serviceable event view you are using.
- If there was no cable in the Service Action Log (SAL), or serviceable event view you are using, then replace the FRUs listed in the serviceable event view.

Failing Item:

- HSL_LNK
- OPT_CLN

A6006988

Explanation: A High Speed Link (HSL / HSL2) or RIO / RIO-G loop was detected on the system this LPAR is running on. This version of the operating system does not support resources on an HSL / HSL2 / RIO / RIO-G loop. If resources on the loop are assigned to this LPAR, for example in the partition profile, the resources will not show up in this IBM i LPAR.

A6006990

Explanation: Service processor failure.

Response: The FRU list displayed in the Service Action Log (SAL), or serviceable event view you are working with, may vary from the failing item list given in this document. Use the FRU list in the serviceable event view if it is available to you.

Failing Item:

- SVCPROC

A6006991

Explanation: Service processor failure.

Failing Item:

- AJDGP01

A6006992

Explanation: Service processor failure.

Failing Item:

- AJDGP01

A6006993

Explanation: Service processor failure.

Response: A failure occurred with the service processor hardware or the service processor LIC.

The FRU list displayed in the Service Action Log (SAL), or serviceable event view you are working with, may vary from the failing item list given in this document. Use the FRU list in the serviceable event view if it is available to you.

Failing Item:

- SVCPROC
- AJDGP01

A6006994

Explanation: Service processor failure.

Response: The FRU list displayed in the Service Action Log (SAL) or serviceable event view you are working with, may vary from the failing item list given in this document. Use the FRU list in the serviceable event view if it is available to you.

Failing Item:

- SVCPROC

A600699C

Explanation: Wrap plug is installed on Bus Expansion Adapter card.

Response: This reference code is for information only.

It indicates the presence of a wrap plug on the local optical link card.

A60069A8

Explanation: Informational bus reference code.

Response: This reference code is for information only and might include the following:

- Optical speed encode.
- Broken optical links now operational.
- Other information.

A60069B8

Explanation: Bus hardware configuration problem.

Response: Contact your next level of support.

Failing Item:

- NEXTLVL

A60069C1

Explanation: A failure occurred communicating with another LPAR or system participating in Opti-connect with this LPAR or system. Starting with IBM i release 7.1 this event will be logged in the Product Activity Log but it will not be in the Service Action Log or the Problem Log. This event normally occurs when the other LPAR or system is powered off. If both LPARs or systems are running and have no Opti-connect errors then this event is indicating a possible problem with Opti-connect.

Response: Contact your next level of support if you suspect an Opti-connect problem. Otherwise this is a tracking event.

Failing Item:

- NEXTLVL

A60069C2

Explanation: HSL Opticonnect normal connect to another sys. or partition.

Response: This reference code is informational only.

HSL OptiConnect has established connection normally. The local system or partition is participating in HSL Opticonnect with other systems or partitions on the same HSL loop.

A60069C3

Explanation: HSL Opticonnect normal disconnect from other sys. or partition.

Response: This reference code is informational only.

HSL Opticonnect disconnected normally from a remote node. The local system or partition has stopped

participating in HSL Opticonnect with the remote system or partition on the same HSL loop. Possible reasons include:

- A remote system or partition went off line due to a normal power off or disable of HSL Opticonnect.

A60069C5

Explanation: I/O processor failure.

Response: Contact your next level of support.

Failing Item:

- NEXTLVL

A60069C6

Explanation: HSL Opticonnect abnormal disconnect from other sys. or partition.

Response: The local system or partition disconnected from a remote system or partition due to an unexpected event or failure. The problem is most likely with the remote system or partition. Intervention at the remote system is most likely required. Examine both the local and remote HSL OptiConnected systems or partitions for problems on this HSL loop.

Possible reasons include: A fatal error in software or hardware in the remote system or partition or a power failure in the remote system.

If there was not a complete HSL loop before this error occurred then a failure or power down in an HSL component between the local system or partition and the remote system or partition could have caused this error. Check for a problem with: an HSL cable, HSL I/O bridge or a power problem in an expansion I/O tower or unit on this loop.

Examine the Service Action Log (SAL), or serviceable event view you are using on the local system or partition for HSL failures on the same HSL loop at approximately the same time this error occurred.

Examine the remote system or partition for problems. If the remote system or partition is powered on and IPL'd then examine the Service Action Log (SAL), or serviceable event view you are using, on the remote system or partition for problems on the same HSL loop at approximately the same time this error occurred.

Correct any problems you find with the remote and local systems or partitions that happened at approximately the same time and involve HSL Opticonnect or HSL loop components or Network Interface Controllers. When the remote system is IPL'd it will automatically reconnect with this system or partition.

If there are no problems with the remote system or partition and there are no problems with the local system or partition then collect all the Product Activity Log information for this failure on both systems. Be

A60069C7 • A60069C9

sure to record all words in the SRC. Contact your next level of support.

Failing Item:

- REM_SYS

A60069C7

Explanation: HSL Opticonnect abnormal disconnect from other sys. or partition.

Response: The local system or partition disconnected from a remote system or partition due to an unexpected event or failure. LIC will attempt to recover from the error. Intervention at the local or remote system or partition may be required.

Possible causes are: time out, hang or hardware failure. The problem may be with: the local system or partition or the remote system or partition.

If there was not a complete HSL loop before this error then a failure or power down in an HSL component between the local system or partition and the remote system or partition could have caused this error. Check for SRCs with FRUs like: HSL cables, HSL I/O bridge or a power problem in an expansion I/O tower or unit on this loop.

Examine the SAL or serviceable event view you are working with on the local system or partition for failures on the same loop, or with the Network Interface Controller at approximately the same time.

Examine the remote system or partition for problems. Correct any HSL or NIC problems you find with the remote and local systems or partitions.

If there are no problems with the remote system or partition and there are no problems with the local system or partition then collect all the Product Activity Log (PAL) information for this failure on both systems. Be sure to record all words in the SRC. Contact your next level of support.

Failing Item:

- REM_SYS
- LOC_SYS

A60069C8

Explanation: HSL Opticonnect abnormal disconnect from other sys. or partition.

Response: The local system or partition disconnected from a remote system or partition due to an unexpected event or failure. All of the HSL OptiConnect connections on this loop will be in a failed state. LIC will attempt to recover from the error. Intervention at the local or remote system or partition may be required. Possible causes are:

- time out of a critical message
- LIC code / table problem

- Network deadlock detected

The problem may be with:

- The local system or partition
- The remote system or partition

Examine the Service Action Log (SAL), or serviceable event view you are using, on the local system or partition for HSL failures on the same HSL loop, or with the Network Interface Controller at approximately the same time this error occurred.

Examine the remote system or partition for problems. Examine the Service Action Log (SAL), or serviceable event view you are using, on the remote system or partition for problems on the same HSL loop or with the Network Interface Controller at approximately the same time this error occurred.

Correct any problems you find with the remote and local systems or partitions that happened at approximately the same time and involve HSL Opticonnect or HSL loop components or Network Interface Controllers.

If there are no problems with the remote system or partition and there are no problems with the local system or partition then collect all the Product Activity Log information for this failure on all systems or partitions. Be sure to record all words in the SRCs. Contact your next level of support.

Failing Item:

- REM_SYS
- LOC_SYS
- AJDG301

A60069C9

Explanation: HSL Opticonnect abnormal disconnect from other sys. or partition.

Response: The local system or partition disconnected from a remote system or partition due to an failure in a LIC virtualized bus unit. LIC will attempt to recover from the error. Possible causes are:

- LIC problem where the local bus unit is off line.
- LIC problem where the remote bus unit is off line.

Examine the Service Action Log (SAL), or serviceable event view you are using, on the local system or partition for HSL Opticonnect failures that occurred at approximately the same time this error occurred.

Examine the remote system or partition for problems. Examine the Service Action Log (SAL), or the serviceable event view you are using, on the remote

system or partition for HSL Opticonnect problems that occurred at approximately the same time this error occurred.

Collect all the Product Activity Log information for this failure on all systems and partitions on this HSL loop. Be sure to record all words in the SRCs. Contact your next level of support with the information you have collected.

Failing Item:

- AJDG301
- REM_SYS
- LOC_SYS

A60069CF

Explanation: HSL Opticonnect abnormal disconnect from other sys. or partition.

Response: LIC internal error. All systems participating in HSL OptiConnect will be disconnected. The system must be re-IPL'd to recover. Before re-IPL'ing the system initiate a main store dump.

After getting the dump, examine the Service Action Log (SAL), or serviceable event view you are using, on the local system or partition for HSL Opticonnect failures that occurred at approximately the same time this error occurred.

Examine the remote systems or partitions for problems. Examine the Service Action Log (SAL), or serviceable event view you are using, on the remote systems or partitions for HSL Opticonnect problems that occurred at approximately the same time this error occurred.

Collect all the Product Activity Log information for this failure on all systems and partitions on this HSL loop. Be sure to record all words in the SRCs. Contact your next level of support with the information you have collected.

Failing Item:

- AJDG301

A60069D0

Explanation: Bus Expansion Adapter card failed.

Response: Contact your next level of support.

Failing Item:

- NEXTLVL

A60069D8

Explanation: Bus Expansion Adapter failed.

Response: Contact your next level of support.

Failing Item:

- NEXTLVL

A60069D9

Explanation: Host Ethernet Adapter (HEA) failure.

Response: Firmware detected a hardware failure in the Host Ethernet Adapter (HEA).

Failing Item:

- HEA

A60069DA

Explanation: System log entry only, no service action required.

A60069DB

Explanation: LIC failure.

Response: A Licensed Internal Code error occurred. The partition will continue to run with this Host Ethernet Adapter (HEA) disabled. Perform a partition dump and then IPL the partition to recover the HEA. Send the partition dump to your next level of support.

Failing Item:

- SVCDOCS

A60069DC

Explanation: The Host Ethernet Adapter (HEA) is not connected to the Ethernet switch.

Response: The Host Ethernet Adapter (HEA) is not connected to the Ethernet switch. If the HEA connection is not needed, no service action is required.

If the HEA connection is needed, verify that the cable is connected and the switch is powered on. After repairing the problem, verify that the connection has been restored.

A60069DD

Explanation: The Host Ethernet Adapter (HEA) connection to the Ethernet switch has been restored.

Response: System log entry only, no service action required.

A60069DE

Explanation: Host Ethernet Adapter (HEA) Media Interface Adapter Failure.

Response: Firmware detected a failure in the HEA Media Interface Adapter.

Failing Item:

- HEA
- AJDG301

A60069E0

Explanation: Bus Expansion Adapter card failed.

Response: Contact your next level of support.

Failing Item:

- NEXTLVL

A60069E8

Explanation: Bus Expansion Adapter failed.

Response: Contact your next level of support.

Failing Item:

- NEXTLVL

A60069F0

Explanation: Bus Expansion Adapter failed.

Response: Contact your next level of support.

Failing Item:

- NEXTLVL

A60069F8

Explanation: Bus Expansion Adapter failed.

Response: Contact your next level of support.

Failing Item:

- NEXTLVL

A6007001

Explanation: ISDN call in rejected.

Failing Item:

- UG3LB

A6007002

Explanation: Lines not selected.

Failing Item:

- UG3LB

A6007003

Explanation: Network interfaces not selected.

Failing Item:

- UG3LB

A6007004

Explanation: TCP/IP informational error.

Response: This reference code is logged when the TCP/IP Attribute Log Protocol Errors is set, and the TCP/IP System LIC silently discards an in bound

datagram. Silently discard is defined to mean discard the received datagram without reporting an error to the originating host device. Examples of such datagrams are those with checksums or destination addresses which are not valid.

This reference code is for information only. Normally no action should be taken as a result of this reference code. It is generated in order to assist with remote device or TCP/IP network problem determination.

A6007055

Explanation: Statistics were logged, no service action required.

Response: This reference code is logged for information only.

A6007100

Explanation: APPN session initiation attempt has timed out.

Response: This reference code is used to indicate that LIC timed out on a request to initiate a session.

The user must run problem analysis for this reference code. If this indicates a software problem, the user should dial IBM Software Support for assistance.

The Problem Determination Procedure (PDP) will indicate whether the original timeout condition still exists and what the corrective actions should be.

Failing Item:

- AJDG301
- UPLF3
- UPLF1
- UPLF2

A6007101

Explanation: APPN session initiation attempt has failed.

Response: This reference code is used to indicate that LIC attempted to satisfy a session initiation request, but some failure condition was detected by LIC. The failure condition could be a configuration or operational problem in the network.

The user must run problem analysis for this reference code. If this indicates a software problem, the user should dial IBM Software Support for assistance.

The Problem Determination Procedure (PDP) will indicate whether the original timeout condition still exists and what the corrective actions should be.

Failing Item:

- UPLF4
- UPLF5

- UPLF6
- AJDG301

A6007102

Explanation: APPN CP-CP session ended.

A6007201

Explanation: A utility failure occurred.

Response: This reference code is for information only. The Uninterruptible Power System (UPS) is reporting a utility failure.

A6007202

Explanation: Utility power restored.

Response: This reference code is for information only. The Uninterruptible Power System (UPS) is reporting that utility power has been restored.

A6007203

Explanation: A battery low condition was detected.

Response: This reference code is for information only. The Uninterruptible Power System (UPS) is reporting a battery low condition.

A6007204

Explanation: Uninterruptible Power System reported a bypass active.

Response: This reference code is for information only. The Uninterruptible Power System (UPS) is reporting a bypass is active.

A6007205

Explanation: Battery low condition was reset.

Response: This reference code is for information only. The Uninterruptible Power System (UPS) is no longer reporting a battery low condition.

A6007206

Explanation: UPS reported bypass no longer active.

Response: This reference code is for information only. The Uninterruptible Power System (UPS) is no longer reporting a bypass active condition.

A600720A

Explanation: Battery Power Unit replacement dates do not match.

Response: The replacement dates for one of the Battery Power Units do not match. Run "Display

Hardware Configuration" and verify that the dates match the labels on the batteries.

A6007703

Explanation: System LIC detected a program exception.

Response: Storage Management detected a DASD datacheck condition and the defective sector was reallocated.

Perform a system IPL to restart the system.

A6007704

Explanation: General failure detected by HRI component.

Failing Item:

- AJDG301

A6007777

Explanation: Hardware configuration change detected.

Response: A hardware resource is missing. The resource reported in to the system on a previous IPL, but has not reported in on the current IPL. This could occur for several different reasons.

1. It could be a normal situation where the resource is currently powered off. In this case, when the resource is powered back on, it will no longer be missing.
2. The hardware resource could also be missing if it has been removed from the system, for example, a tape drive that was replaced with a different tape drive. The service representative should use the Hardware service manager to remove the entry for this resource.
3. The resource may not have reported in on this IPL because it is failing. Perform problem analysis to determine why the resource is failing.

A6008000

Explanation: A storage subsystem disk unit connection failed.

Response: Look for other errors in the Service Action Log (SAL), or serviceable event view you are working with, and fix them.

A6008001

Explanation: A storage subsystem disk unit connection failed.

Response: Look for other errors in the Service Action Log, or serviceable event view you are working with, and fix them.

A6008002

Explanation: Maximum number of redundant connections exceeded.

Response: An attempt to activate a connection from another I/O adapter to a storage subsystem disk unit failed because the maximum number of connections are already active for this disk unit. No action required.

A6008003

Explanation: A storage subsystem disk unit connection was restored.

Response: No action required.

A6008004

Explanation: A storage subsystem disk unit connection failed.

Response: Could not read configuration information from the disk unit. Look for other errors in the Service Action Log, or serviceable event view you are working with, and fix them.

A6008005

Explanation: High performance connection failed.

Response: A high performance connection to an external storage subsystem disk unit failed.

There are still two or more external storage subsystem disk unit connections, but performance might be degraded.

Look for other errors in the Service Action Log, or serviceable event view you are working with, and fix them.

A6008006

Explanation: High performance connection failed.

Response: A high performance connection to an external storage subsystem disk unit failed.

There is still one more external storage subsystem disk unit connection, but performance might be degraded.

Look for other errors in the Service Action Log, or serviceable event view you are working with, and fix them.

A6008007

Explanation: High performance connection was restored.

Response: A high performance connection to an external storage subsystem disk unit was restored.

Performance is no longer degraded.

No action required.

A600B700

Explanation: A platform firmware error log was signalled to LIC but could not be retrieved from platform firmware. LIC created this event in the PAL with SRC B600B700 to log the problem.

Problem determination: Contact your hardware service provider. This is a platform firmware problem.

Failing Item:

- NEXTLVL

A600CF00

Explanation: Permanent error on removable media device.

Response: A type D IPL terminated because of a removable media Load Source device failure. If the removable media Load Source is an external device, check the cables. If that does not correct the problem, replace the device. If the removable media Load Source is an internal device, replace the device. If the removable media Load Source is a virtual device, ensure it is set up correctly.

Failing Item:

- SVCDOCS

A600CF01

Explanation: Unsupported removable media device configuration.

Problem determination: A type D IPL terminated because of an unsupported removable media device configuration. Retry the D-IPL with a different removable media device.

Failing Item:

- SVCDOCS

A600CFFC

Explanation: Optical library device condition not expected.

Response: The optical disk drive addressing within the optical library is incorrect. This error is likely to be the result of faulty cabling or switch setting following service to an optical library.

Contact your hardware service provider.

Failing Item:

- OPTLCBL
- DRVSWCH

A600CFFD

Explanation: Optical drive failure.

Failing Item:

- OPTLDRV
-

A600CFFF

Explanation: Media determined to be bad in Optical library.

A600F103

Explanation: Main storage dump must be copied for service.

Failing Item:

- LICIP01
-

A600F104

Explanation: LPAR service function directed a Main Storage Dump.

Response: The Hypervisor terminated a partition with an unresponsive Operating System. A Main Store Dump must be done for service. Call your next level of support when the dump is complete.

Failing Item:

- LICIP01
-

A600F105

Explanation: Licensed Internal Code detected error.

Failing Item:

- NEXTLVL
-

A600FDC0

Explanation: LIC program reported informational error.

Response: This reference code is logged for information only. No action required.

A600FDC5

Explanation: LIC program failed and data was captured.

Response: This reference code indicates first failure data capture (FFDC) data was collected for a problem reported by licensed internal code.

The user should dial IBM Software Support for assistance.

Failing Item:

- UG3AS

A6D1BD62

Explanation: Platform firmware event with a non IBM i LPAR.

Problem determination: Report this problem to your next level of support.

Failing Item:

- SVCDOCS
-

A6xx0000

Explanation: Operating system status code.

Response: This reference code is for information only. It is shown in the Product activity log as a side effect of a condition that was detected by LIC.

Normally, no action should be taken as a result of information reference codes. However, to isolate the root cause, use these suggestions:

1. Examine the date and time of the informational reference code.
 2. Determine if any other reference codes have been logged at or before the same date and time.
 3. Begin the service approach based on these other logged errors.
-

A6xx0102

Explanation: A machine check occurred during IPL.

Response: Words 2 to 9 of this SRC contain additional diagnostic information. Record SRC words 1 through 9 before attempting to IPL again and report the problem to your Software Service Provider.

A6xx0103

Explanation: Main storage dump must be copied for service.

Failing Item:

- LICIP01
-

A6xx0104

Explanation: Terminate Immediate reference code is bad.

Failing Item:

- LICIP08
 - AJDG301
-

A6xx0105

Explanation: More than one request to terminate the system was issued.

Failing Item:

- LICIP08

A6xx0106 • A6xx0266

- AJDG301

A6xx0106

Explanation: Terminate Immediate data is not valid.

Failing Item:

- LICIP08
- AJDG301

A6xx0107

Explanation: Main storage dump must be copied for service.

Response: The server detected an unrecoverable machine check condition.

Collect all the words of the SRC and the main store dump and send to your system manufacturer for analysis.

A6xx0109

Explanation: An unrecoverable memory error occurred.

Response: Re-IPL the partition that terminated. Then, look for and correct errors with SRCs of the form B1xxxxxx in the Serviceable Event View that indicate the replacement of memory in the failing item list. If there are no B1xxxxxx SRCs in the Serviceable Event View that indicate a memory problem, perform a slow boot by using Performing a slow boot in order to run diagnostics on the memory. Then, look for and correct errors with SRCs of the form B1xxxxxx in the Serviceable Event View.

Failing Item:

- SVCDOCS

A6xx0202

Explanation: Unrecoverable read error.

Response: Restore the Licensed Internal Code using Utilities to install and restore IBM i Licensed Internal Code.

A6xx0210

Explanation: The system ASP has run out of disk storage.

Response: The out of storage condition in the system ASP can be caused by an allocation failure in some other system software. This could be a looping condition that continues to allocate storage. Contact your service representative for assistance with the Main Storage Dump.

A6xx0231

Explanation: Disk sanitize action completed successfully.

Response: No service action required. This entry is logged for information only.

A6xx0232

Explanation: Disk sanitize action did not complete successfully.

Response: Provide the Product Activity Log entry to your next level of support for analysis.

A6xx0244

Explanation: Contact was lost with the device indicated.

Response: Do not power off the system.

Perform the procedure indicated in the failing item list.

Failing Item:

- LICIP13
- FI00580
- FI00500
- FI00302
- FI00301
- AJDG301

A6xx0255

Explanation: Contact was lost with the device indicated.

Response: Do not power off the system.

Perform the procedure indicated in the failing item list.

Failing Item:

- LICIP13
- FI00580
- FI00500
- FI00302
- FI00301
- AJDG301

A6xx0266

Explanation: Contact was lost with the device indicated.

Response: Do not power off the system.

Perform the procedure indicated in the failing item list.

Failing Item:

- LICIP13
- FI00580

- FI00500
- FI00302
- FI00301
- AJDG301

A6xx0299

Explanation: Informational LIC state SRC.

A6xx0302

Explanation: Recursion in exception handler.

This SRC is an IBM i software event. If this SRC was reported as a serviceable event or if this SRC appears on the IBM i LPAR's panel then report the SRC as an IBM i software problem.

Failing Item:

- LICIP08
- AJDG301

A6xx0304

Explanation: Component specific exception handler return code not valid.

Failing Item:

- LICIP08
- AJDG301

A6xx0305

Explanation: Exception while storage management lock is held.

Failing Item:

- LICIP08
- AJDG301

A6xx0307

Explanation: LIC exception code detected a problem.

Response: Component Specific Exception Handler recursion is detected in an IBM i Operating System process.

Failing Item:

- LICIP08
- AJDG301

A6xx0308

Explanation: LIC exception code detected a problem.

Response: Component Specific Exception Handler recursion is detected in an IBM i Operating System process.

Failing Item:

- LICIP08
- AJDG301

A6xx0317

Explanation: Traceback for code not found.

Failing Item:

- LICIP08
- AJDG301

A6xx0323

Explanation: LIC exception code detected a problem.

Failing Item:

- LICIP08
- AJDG301

A6xx0324

Explanation: LIC exception code detected a problem.

Failing Item:

- LICIP08
- AJDG301

A6xx0325

Explanation: LIC exception code detected a problem.

Failing Item:

- LICIP08
- AJDG301

A6xx0326

Explanation: LIC exception code detected a problem.

Failing Item:

- LICIP08
- AJDG301

A6xx0327

Explanation: LIC exception code detected a problem.

Failing Item:

- LICIP08
- AJDG301

A6xx0328

Explanation: LIC exception code detected a problem.

Failing Item:

- LICIP08
- AJDG301

A6xx0329 • A6xx0410

A6xx0329

Explanation: LIC exception code detected a problem.

Failing Item:

- LICIP08
 - AJDG301
-

A6xx0333

Explanation: A branch to a bad address was attempted.

Failing Item:

- LICIP08
 - AJDG301
-

A6xx0334

Explanation: Exception Handler could not be removed.

Failing Item:

- LICIP08
 - AJDG301
-

A6xx0335

Explanation: Code resumed to not valid address following exception.

Failing Item:

- LICIP08
 - AJDG301
-

A6xx0336

Explanation: LIC exception code detected a problem.

Failing Item:

- LICIP08
 - AJDG301
-

A6xx0401

Explanation: A machine check occurred during IPL.

Failing Item:

- LICIP08
 - AJDG301
-

A6xx0402

Explanation: A machine check occurred during authority initialization.

Failing Item:

- LICIP08
 - AJDG301
-

A6xx0403

Explanation: Unhandled exception during IPL or install.

Failing Item:

- LICIP08
 - AJDG301
-

A6xx0405

Explanation: Unhandled exception in authority recovery.

Failing Item:

- LICIP08
 - AJDG301
-

A6xx0406

Explanation: Unhandled exception in data base recovery.

Failing Item:

- LICIP08
 - AJDG301
-

A6xx0407

Explanation: Unhandled exception in data base initialization.

Failing Item:

- LICIP08
 - AJDG301
-

A6xx0408

Explanation: Unhandled exception in journal recovery.

Failing Item:

- LICIP08
 - AJDG301
-

A6xx0409

Explanation: Unhandled exception in journal synchronization.

Failing Item:

- LICIP08
 - AJDG301
-

A6xx0410

Explanation: Unhandled exception in journal clean up.

Failing Item:

- LICIP08
 - AJDG301
-

A6xx0411

Explanation: Unhandled exception in commit recovery.

Failing Item:

- LICIP08
 - AJDG301
-

A6xx0412

Explanation: Unhandled exception in commit initialization.

Failing Item:

- LICIP08
 - AJDG301
-

A6xx0413

Explanation: Rebuild of recovery object index failed.

Failing Item:

- LICIP08
 - AJDG301
-

A6xx0414

Explanation: Install of operating system failed on read from media.

Failing Item:

- LICIP08
 - FI00300
-

A6xx0415

Explanation: Create user profile failed.

Failing Item:

- LICIP08
 - AJDG301
-

A6xx0417

Explanation: Initiating the initial process failed.

Failing Item:

- LICIP08
 - AJDG301
-

A6xx0418

Explanation: The information loaded from the install media is not valid.

Failing Item:

- LICIP08
 - AJDG301
-

A6xx0419

Explanation: The information loaded from the install media is not valid.

Failing Item:

- LICIP08
 - AJDG301
-

A6xx0420

Explanation: The information loaded from the install media is not valid.

Failing Item:

- LICIP08
 - AJDG301
-

A6xx0421

Explanation: Bad return code creating a queue or message.

Failing Item:

- LICIP08
 - AJDG301
-

A6xx0422

Explanation: The Load/Dump command failed.

Failing Item:

- LICIP08
 - AJDG301
-

A6xx0439

Explanation: Opening the IPCF connection failed.

Failing Item:

- LICIP08
 - AJDG301
-

A6xx0440

Explanation: Termination code is not valid.

Failing Item:

- LICIP08
 - AJDG301
-

A6xx0441

Explanation: Power off system command failed.

Failing Item:

- LICIP08
 - AJDG301
-

A6xx0443 • A6xx0802

A6xx0443

Explanation: Programmed IPL command failure.

Failing Item:

- LICIP08
- AJDG301

A6xx0446

Explanation: Error during machine termination.

Failing Item:

- LICIP08
- AJDG301

A6xx0447

Explanation: Failure to reach MI boundary.

Failing Item:

- LICIP08
- AJDG301

A6xx0449

Explanation: Exception in MI boundary manager.

Failing Item:

- LICIP08
- AJDG301

A6xx0506

Explanation: Attempt to destroy a task with critical flag on.

Failing Item:

- LICIP08
- AJDG301

A6xx0507

Explanation: A critical process terminated. This SRC will be in the LPAR's panel.

LIC detected an attempt to terminate a process with its critical flag set to ON. Normally this process will be SCPE.

This is a secondary affect of the process termination request for a critical process that was caused by a system error condition that began process termination. The system error condition that began process termination is most commonly a storage error or LIC exception handling.

Response: Perform LICIP08 - save and send in the Main Store Dump, collect LIC and Product Activity Logs.

Failing Item:

- LICIP08
- AJDG301

A6xx0607

Explanation: Maximum stack size exceeded in process or task.

Failing Item:

- LICIP08
- AJDG301

A6xx0620

Explanation: Event management index is not usable.

Failing Item:

- LICIP08
- AJDG301

A6xx0650

Explanation: Resource management segment could not be created or extended.

Response: A main store dump was initiated.

Words 2 to 9 of this SRC contain additional diagnostic information. Record SRC words 1 through 9.

Perform a system IPL and collect the Product activity log and main store dump and provide them along with the recorded SRC information to IBM Service Support.

The problem may also be that there is not enough auxiliary storage.

Failing Item:

- AJDG301

A6xx0801

Explanation: Invalid LID directory detected.

Response: During system IPL, the LIDMgr detected an I/O failure or media failure while trying to read the LID directory.

Failing Item:

- LICIP08
- FI00070
- FI00300
- AJDG301

A6xx0802

Explanation: LID directory unusable.

Response: During system IPL, the LIDMgr detected that the LID directory and associated Load Source is not usable.

Reinstall the Licensed Internal Code by using Utilities

to install and restore IBM i Licensed Internal Code.

For more information, contact IBM Service Support.

Failing Item:

- AJDG301

A6xx0901

Explanation: The LinkLoader has found its bad flag ON.

Response: This reference code is usually the result of a system termination while the LinkLoader is performing its work.

Reinstall the Licensed Internal Code by using Utilities to install and restore IBM i Licensed Internal Code.

A6xx0902

Explanation: Unable to perform programmed IPL.

Response: The LinkLoader was not successful in performing a programmed IPL.

Perform a system IPL. If the problem persists, examine the main storage dump and determine the reason for the failure of the programmed IPL.

A6xx0903

Explanation: The LinkLoader was not able to allocate a segment.

Response: Perform the D mode IPL again. If the problem persists, there might be a memory problem. Contact your next level of support.

A6xx0904

Explanation: The LinkLoader was not able to load a critical LID.

Response: Perform the D mode IPL again. If the problem persists, contact your next level of support.

A6xx1001

Explanation: Enqueuing a task to the TDQ which is already enqueued on TDQ.

Failing Item:

- LICIP08
- AJDG301

A6xx1103

Explanation: MISR not readable; must be readable for Normal Mode install.

Response: MISR is not readable. Perform a manual install to reinitialize the system.

A6xx1104

Explanation: Failure reading media or not install media.

Response: Determine that correct install media is loaded. If correct install media is installed, media could be corrupt. Obtain another copy of the install media and re-attempt the install. If the install still fails, contact your service representative.

A6xx1201

Explanation: Critical database segment could not be created.

Failing Item:

- LICIP08
- AJDG301

A6xx1204

Explanation: Error in constraint enforcement.

Failing Item:

- LICIP08
- AJDG301

A6xx1210

Explanation: Object not found in the in-use table.

Failing Item:

- LICIP08
- AJDG301

A6xx1215

Explanation: Error in critical code sequence.

Failing Item:

- LICIP08
- AJDG301

A6xx1219

Explanation: A back leveled driver has been detected.

Failing Item:

- LICIP08
- AJDG301

A6xx1604

Explanation: Not able to create APPN task.

Response: An error occurred during task creation which requires a power off of the system.

Failing Item:

- LICIP08

A6xx1724 • A6xx4404

- AJDG301

A6xx1724

Explanation: An attempt to create a segment failed.

Response: The create could fail for two reasons:

- A code problem. Perform the procedure indicated in the failing item list.
- No free auxiliary storage on the system. Add additional DASD if the create failed because no auxiliary storage was available.

Failing Item:

- LICIP08
- AJDG301

A6xx1730

Explanation: An IPL is needed to restore system performance.

Response: Licensed Internal Code has detected a condition that is impacting system performance. System operation can continue, but system performance may be noticeably reduced until the next IPL.

Look at the Product Activity Log entry, and find the value at offset x'000180'. If the value equals x'00000122', the error was caused by too much processor memory being installed.

For more information, contact IBM Service Support.

Failing Item:

- UPLF1

A6xx3000

Explanation: LPAR service function directed a Main Storage Dump.

Response: Copy the current main storage dump to media. For more information on how to copy a Main Storage Dump, refer to Copying a main storage dump.

Failing Item:

- AJDG301

A6xx41FC

Explanation: Installation of LIC failed.

Response: Words 12 and 13 of this SRC contain additional diagnostic information.

Install LIC using physical media.

To determine what caused the failure, collect SRC information and contact your next level of support.

Failing Item:

- SVCDOCS

A6xx41FD

Explanation: Installation of LIC failed.

Response: A main store dump was initiated. Words 12 and 13 of this SRC contain additional diagnostic information.

To recover the partition using the previously installed LIC, perform a B-mode IPL. You can then re-try the installation of LIC. Otherwise, install LIC using physical media.

To determine what caused this failure, collect SRC information and main store dump and contact your next level of support.

Failing Item:

- SVCDOCS

A6xx4401

Explanation: Missing DASD units.

Response: Copy the current main storage dump to media.

For more information on how to perform a Main Storage Dump, refer to Copying a main storage dump.

A6xx4402

Explanation: Missing DASD units.

Response: Copy the current main storage dump to media. Then exit the Main Storage Dump Manager.

For more information on how to perform a Main Storage Dump, refer to Copying a main storage dump.

A6xx4403

Explanation: Storage Management failed to reach full paging.

Response: Copy the current main storage dump to media.

For more information on how to perform a Main Storage Dump, refer to Copying a main storage dump.

A6xx4404

Explanation: Auto copy failed or not attempted.

Response: Copy the current main storage dump. If copying to system ASP, existing copies may need to be deleted or renamed. Then exit the Main Storage Dump Manager.

For more information on how to perform a Main Storage Dump, refer to Copying a main storage dump.

A6xx4405

Explanation: System ASP threshold exceeded after auto copy done.

Response: Delete other system ASP copies or exit the Main Storage Dump Manager and then from DST copy the Auto Copy to media and then delete the Auto Copy in system ASP.

A6xx4420

Explanation: MSD Manager not configured to save dump information.

Response: The platform produced dump data, but the Main Storage Dump (MSD) Manager was not configured to automatically copy the dump to an Auxiliary Storage Pool (ASP). The dump will be lost if the system power is lost. Use MSD Manager to manually copy the current platform dump to media or an ASP.

A6xx4421

Explanation: Insufficient space in the ASP to store a platform dump.

Response: The platform produced dump data, and the Main Storage Dump (MSD) Manager was configured to automatically copy the dump to an Auxiliary Storage Pool (ASP), but there was not sufficient free space available in the ASP. The dump will be lost if the system power is lost. Manually copy the current platform dump from the platform by performing one of the following:

- Make room in the designated ASP and then use the MSD Manager to copy the current platform dump to ASP.
- Use the MSD Manager to delete other dump copies, then copy the current platform dump to ASP.
- Use the MSD Manager to copy the current platform dump to a different ASP.
- Use the MSD Manager to copy the current platform dump to media.

A6xx4422

Explanation: A platform dump is saved in MSD Manager.

Response: The platform produced dump data. The dump data was copied to the Main Storage Dump (MSD) Manager.

Failing Item:

- PLDUMP

A6xx4700

Explanation: Processor On Demand error detected.

Response: Processor on Demand Data Block key is not valid.

Replace the Processor Capacity card.

Failing Item:

- CTLPNCD

A6xx4701

Explanation: Processor On Demand error detected.

Response: Processor On Demand Data Block contains data that does not match the expected data.

Contact your service provider.

Failing Item:

- AJDG301

A6xx4703

Explanation: Processor On Demand error detected.

Response: Processor On Demand Serialization has failed during IPL.

Contact your service provider.

Failing Item:

- AJDG301

A6xx4710

Explanation: Processor On Demand error detected.

Response: SPCN communication failure during Processor On Demand.

Look in the Product Activity Log for other SPCN errors and perform the actions indicated for those errors.

Failing Item:

- SPNLCRD

A6xx4712

Explanation: Processor On Demand error detected.

Response: Correct any Processor Capacity card or SPCN failures.

Failing Item:

- CTLPNCD

A6xx4713

Explanation: Incorrect Processor Capacity Card installed.

Response: The Processor Capacity Card is the failing

A6xx4714 • A6xx5002

item since it has been swapped in from a different system.

Put the Processor Capacity Card back in the system it came from, and reinstall this system's original Processor Capacity Card.

Failing Item:

- CTLPNCD
-

A6xx4714

Explanation: The CUoD data is not present. A problem may exist.

Response: The Processor Capacity Card was changed and there may be a problem.

If the system did have any activated standby processors before the Processor Capacity Card was replaced, then new processor on demand activation codes must be obtained to restore the previous activations.

Contact your service provider.

A6xx4715

Explanation: Processor On Demand error detected.

Response: Correct any Processor Capacity card or SPCN failures.

Failing Item:

- CTLPNCD
-

A6xx4730

Explanation: Processor On Demand error detected.

Response: Processor On Demand standby processors are in use.

Contact your service provider.

Failing Item:

- AJDG301
-

A6xx4731

Explanation: Processor On Demand error detected.

Response: The Processor On Demand Trial Activation period is not valid. Contact your next level of support.

Failing Item:

- AJDG301
-

A6xx4733

Explanation: Processor On Demand error detected.

Response: Contact your service provider.

Failing Item:

- AJDG301
-

1064 Power Systems: System reference codes (1xxx - Axxx)

A6xx4740

Explanation: Processor On Demand error detected.

Response: The Processor On Demand Activation code just entered is not valid.

Contact your next level of support.

Failing Item:

- AJDG301
-

A6xx4741

Explanation: Processor On Demand error detected.

Response: An invalid Processor On Demand Activation code has been entered more than 5 consecutive times. Contact your service provider.

Failing Item:

- AJDG301
-

A6xx4745

Explanation: Processor Capacity card replaced on activated POD system.

Response: Contact IBM Support to order a replacement Processor On Demand activation code.

A6xx4747

Explanation: 1 hour left in POD 14 day Trial Activation Period.

Response: If a new activation code was purchased, it should be entered now. Otherwise, the system will revert back to its previous activation state at the end of the Trial Activation Period.

A6xx5001

Explanation: DST received no response from a workstation controller.

Response: The workstation I/O processor for the system or partition console did not respond.

Failing Item:

- RTRIP01
 - FI00380
 - AJDG301
-

A6xx5002

Explanation: DST problem attempting to use the system console.

Response: A code problem occurred during an attempt to use the system console.

Failing Item:

- LICIP03

- AJDG301
- FI00380

A6xx5003

Explanation: Service program failed.

Response: The ASCII system console failed to respond.

Failing Item:

- FI00320
- FI00602
- USER
- AJDG301
- FI00380

A6xx5004

Explanation: DST console failed to respond.

Response: The system console failed to respond.

Failing Item:

- RTRIP02
- FI00320
- FI00602
- USER
- AJDG301
- FI00380

A6xx5005

Explanation: Service program failed.

Response: The workstation adapter system console failed to respond.

Failing Item:

- WSAIP01
- FI00320
- FI00602
- USER
- AJDG301
- FI00380

A6xx5007

Explanation: Service program failed.

Response: The workstation adapter console failed to respond.

Failing Item:

- RTRIP07
- FI00320
- FI00602
- USER

- AJDG301
- FI00380

A6xx5008

Explanation: DST console failed to respond. If an IPL did not find a console and if the console type is set to anything except a 1, the system will display code A6005008.

Response: If you just replaced the LAN adapter associated with Operations Console (LAN), you need to wait at least 35 minutes for the system to find and use the new LAN adapter. In this case, when the system is satisfied, it starts using the new adapter. The console should start, and the SRC is no longer shown.

If you are attempting to use a twinaxial console the only data relevant in this SRC is word 6. Use the information in the list below for the meaning of word 6 to determine the twinaxial failure. The first 4 characters of word 6 contains the last 4 characters of the original failure type. For example, if word 6 contained 50010001, the twinaxial-related SRC would be A6005001 and the console type is set to use a twinaxial console. Refer to that SRC. Word 6 in the form of xxxx yy zz means the following:

- xxxx where:
 - The twinaxial-related SRC is represented by the first 4 characters.
- yy where:
 - 0A = No console tagged
- zz where:
 - 00 = Not defined by user (old default value)
 - 01 = Twinaxial
 - 02 = Operations Console (Direct) (obsolete)
 - 03 = Operations Console (LAN)
 - 04 = Hardware Management Console (HMC) or Thin Console

If you are attempting to use Operations Console, the local console on a network uses words 3, 4, and 5. Use words 3 through 5 to select the appropriate section in the following list.

1. Word 3 is "1": No supported HW detected or HW detected is not expected (for example, you replaced the LAN IOA so the serial number is different) In some cases the serial number of the expected adapter may be shown in word 5.
2. Word 3 is "2": The LAN IOA failed to report.
3. Word 3 is "3": Hardware error. Common error codes in word 4:
 - 53001A80 and 53002AC0: Network, cable or the LAN adapter may not be operational. Word 5 may contain the card position or serial number of the adapter.

A6xx5010 • A6xx5090

- 00000000: This error code indicates the adapter reported but has not been initialized yet. This is not considered an error, at this time. The adapter should be activated shortly. Word 5 may contain the card position or serial number of the adapter.
- CC10031A: Adapter was activated but did not reach LinkUp state. The card was given more than a minute to link up to its partner (probably a switch) and it didn't do so. Likely conditions:
 - The cable is unplugged on one end or the other, or is defective.
 - The switch port is not operational.

Once this error code is received, the problem will not resolve itself until something restarts the device driver. Word 5 may contain the card position or serial number of the adapter.

- For other error codes contact your service provider. Word 5 may contain the card position or serial number of the adapter.
4. Word 3 is "4": BOOTP status: Word 4 contains the number of attempts. If attempts are zero, then BOOTP is ready, when called. If attempts have a value, then the PC did not respond. Word 5 may contain the card position or serial number of the adapter.
 5. Word 3 is "5": The system's LAN connection is active but the PC failed to connect. Are the PC and system on the same network and using the same protocol? Can the PC ping the system? (ping serverhostname). Word 4 contains the IP address. Word 5 may contain the card position or serial number of the adapter.

Problem determination: Look at words 3-8 on the console. If words 3-5 are non-zero the failing item is most likely an ASYNC card. If words 6-8 are non-zero the failing item is most likely a LAN card.

Word 7 meanings for the failure identified:

- 1 Async card not detected.
- 2 No cables detected. Word 8 is the Card position. Word 9 is the card type.
- 3 Wrong cable detected. Word 8 is the card position. Word 9 is the cable ID.
- 4 Port in use. Word 8 is the card position. Word 9 is the card type.
- FA Not configured for direct cable

Note: It is expected that a D-mode IPL with a new load source direct access storage device (DASD) will show the console type value of 00. Examples of when this can occur might be that the copy of data from a failing DASD did not copy all data or you are installing a new logical partition. Also, there are times when the DASD is late reporting and the console type value was not retrieved in time. In these cases you can use the console service function to set a console type value or attempt to contact the console again.

Failing Item:

- OPCIP03
- FI00719

A6xx5010

Explanation: IPL service function ended abnormally.

Failing Item:

- LICIP04
- AJDG301

A6xx5014

Explanation: DST status. The Storage Management Dual Path Information Screen option to dump data to a PAL has completed successfully.

A6xx5015

Explanation: DST error. An error has occurred gathering data for the Storage Management Dual Path Information Screen option to dump data to a PAL. Contact your next level of support or hardware service provider.

Failing Item:

- NEXTLVL

A6xx5082

Explanation: DST lost contact with the console.

Response: A service program lost contact with the system console.

Failing Item:

- RTRIP03
- AJDG301
- USER

A6xx5083

Explanation: IPL service function ended abnormally.

Response: A service program lost contact with the system console.

Failing Item:

- TWSIP01
- AJDG301
- USER

A6xx5090

Explanation: System startup failed in unattended IPL mode.

Response: Perform the following:

- If reference code A6xx5090 is displayed on the control panel for more than 10 minutes, perform the procedure indicated in the failing item list.
- For reference code B6xx5090, perform the procedure indicated in the failing item list.

Failing Item:

- LICIP11
- FI00580
- FI00500
- FI00301
- FI00021
- FI00065
- AJDG301

A6xx5092

Explanation: System is in DASD migration mode.

Response: Install Licensed Internal Code and Upgrade Load Source was specified but the key is not in the manual position. Change the key position to manual and perform a system IPL.

A6xx5094

Explanation: IASP detected a failure during the vary on operation.

Failing Item:

- LICIP12

A6xx50FF

Explanation: DST unrecoverable program error.

Failing Item:

- LICIP03
- AJDG301
- FI00380

A6xx5120

Explanation: System LIC detected a program exception.

Response: System LIC detected a programming problem. If performance or other system degradation is occurring, the system may be operating with reduced resources.

Check the Product activity log for related entries. If this reference code is logged with an error class of Informational, then no action is required.

Otherwise, perform the procedure indicated in the failing item list.

Failing Item:

- LICIP01
- AJDG301

- FI00130

A6xx5121

Explanation: LIC program exception occurred.

Response: System LIC detected a programming problem for which a main storage dump may have been initiated. Collect the dump if available.

A problem log entry may be generated for this refcode.

Failing Item:

- LICIP01
- AJDG301

A6xx5122

Explanation: LIC program exception occurred.

Response: System LIC detected an IOP programming problem for which an IOP dump may have been initiated.

Failing Item:

- LICIP01
- FI00130
- AJDG301
- FI00131

A6xx5123

Explanation: LIC program exception occurred.

Response: System LIC detected an interface problem with the IOP or an IOP programming problem for which an IOP and main storage dump may have been initiated.

Failing Item:

- LICIP01
- FI00130
- AJDG301
- FI00131

A6xx5126

Explanation: Addressed device failed to respond to selection.

Failing Item:

- DISKDRV
- STORIOA
- DISKTRY
- FI01106
- FI01140
- FI01141
- DEVTERM
- BACKPLN

A6xx5127

Explanation: IOP timed out a disk command.

Failing Item:

- DISKDRV
- STORIOA
- FI01106
- DISKTRY
- FI01140
- FI01141
- DEVTERM
- BACKPLN

A6xx5128

Explanation: I/O processor failure.

Failing Item:

- FI01112
- FI01107

A6xx512D

Explanation: An IOP dump was initiated.

Response: Copy the IOP dump entry and any related entries from the Product Activity Log to suitable media, and give to an IBM service representative.

A6xx512E

Explanation: LIC program exception occurred.

Response: The system was in a D IPL mode when the problem was detected. A main storage dump was not taken.

Failing Item:

- LICIP01
- AJDG301
- FI00130

A6xx5192

Explanation: Insufficient entitled memory for the I/O configuration.

Response: Use the hardware management console to increase the entitled memory capacity of the partition and restart the I/O adapter. To restart a storage I/O adapter, use Hardware Service Manager to re-IPL the virtual I/O processor that is associated with this I/O adapter. To restart a communications I/O adapter, vary the line off and vary it on using the vary configuration (VRYCFG) command.

Failing Item:

- SVCDOCS

A6xx5193

Explanation: Virtual adapter not supported in a shared memory partition.

Response: Use the hardware management console to remove the virtual adapter from the partition.

Failing Item:

- SVCDOCS

A6xx5194

Explanation: Insufficient entitled memory for the I/O configuration.

Response: Use the hardware management console to increase the entitled memory capacity of the partition and restart the partition.

Failing Item:

- SVCDOCS

A6xx5206

Explanation: System LIC detected a missing IOP LIC code load.

Response: System LIC detected a missing IOP LIC code load during IPL of the IOP. This indicates that either the IOP code load is not installed on the system Load Source device or that system LIC was unable to successfully read that load from the Load Source device.

Failing Item:

- LICIP01
- USER

A6xx5209

Explanation: System LIC detected an IOP timeout during IOP IPL.

Response: Verify that all IOP cable connections are secure, and check tape and other non-disk devices and media to verify that they are in a ready state.

Failing Item:

- LICIP01
- USER
- FI00130
- AJDG301

A6xx5219

Explanation: LIC program exception occurred.

Response: An IOP signaled to system LIC that it had entered a critical internal state. LIC automatically attempted to restart the IOP.

This reference code is logged for information only. No action is required.

If this reference code appears in a serviceable event view then service is required, work the failing items list. Otherwise this event can be ignored.

Failing Item:

- FI00310
- FI00318
- FI00065
- FI00130
- AJDG301

A6xx5275

Explanation: The system issued a reset/reload to the IOP.

Response: System Licensed Internal Code detected that an IOP Reset/Reload has occurred, and that the IOP successfully recovered.

Users who were signed on to a Workstation device under the IOP will need to sign back on. Any LAN/WAN communications lines under the IOP will need to be restarted. Tape/Optical devices under the IOP may need to be varied back on.

To determine the cause of the IOP Reset/Reload, check the Product Activity Log for additional entries logged with the same System Log ID, and perform any actions indicated for those errors.

A6xx5276

Explanation: IOP Reset was issued.

Response: LIC has detected a problem with the Service Processor IOP and has reset it but has not initiated reload of the Service Processor.

If the Load Source is mirrored, some system operations may be able to continue normally. However, some system service operations have been suspended and the system should be scheduled for power down as soon as possible.

Failing Item:

- RTRIP08
- AJGLD01
- AJDG301
- FI00021

A6xx5310

Explanation: LIC program exception occurred.

Response: System LIC detected a logical partition configuration data consistency error. Copy the Product Activity Log data for this error and any related entries

and contact your next level of hardware service support.

Failing Item:

- LPARSUP

A6xx5311

Explanation: LIC program exception occurred.

Response: LPAR configuration data does not match current system configuration. The system will not IPL past DST until the problem is corrected.

Following is a list of problems which may have caused this SRC to be reported:

- Non-configured disk unit which was previously a load source on a partitioned system.
- Load Source configuration data does not match partition for which it is being used.
- Load Source configuration data does not match system serial number for which it is being used.
- Load Source configuration data is newer than primary partition configuration data.

Failing Item:

- LPRIP01
- LPARSUP

A6xx5312

Explanation: LIC program exception occurred.

Response: LPAR configuration data informational error.

The LPAR configuration data was found to be in error or inconsistent on a secondary partition's Load Source. The data was automatically updated to the current system level.

A6xx5313

Explanation: LIC program exception occurred.

Response: LPAR configuration data informational error.

The LPAR configuration data was found to be inconsistent on a primary partition and could only be corrected with an older copy of the data.

Failing Item:

- LPARCFG

A6xx5340

Explanation: Secondary partition not running at optimum.

Response: Check the Primary partition's Product Activity Log for system processor entries from

A6xx5341 • A6xx6900

approximately the same time. Perform the actions indicated for those entries.

A6xx5341

Explanation: Secondary partition not running at optimum.

Response: Check the primary partition Product Activity Log for system memory entries from approximately the same time. Perform the actions indicated for those entries.

A6xx5342

Explanation: Secondary partition not running at optimum.

Response: Check the Primary partition's Product Activity Log for system processor entries from approximately the same time. Perform the actions indicated for those entries.

A6xx5343

Explanation: Secondary partition not running at optimum.

Response: Check the Primary partition's Product Activity Log for system memory errors from approximately the same time. Perform the actions indicated for those entries.

A6xx5344

Explanation: Secondary partition not running at optimum.

Response: The interactive performance specified in the configuration data for this partition could not be met.

Contact your next level of support.

Failing Item:

- LPARSUP

A6xx5350

Explanation: Secondary partition software release not supported.

Response: The logical partition software version is outside the supported release delta.

Check the Release Delta from the Primary partition "Display Partition Release Level" screen.

Check the LPAR documentation for the release level of the Primary partition and determine what the supported Release Delta is.

A6xx5380

Explanation: LIC program exception occurred.

Response: Record the Product Activity Log (PAL) hex data for this SRC or print the PAL entry.

Contact your next level of support.

Failing Item:

- LPARSUP

A6xx5390

Explanation: LIC program exception occurred.

Response: Record the Product Activity Log (PAL) hex data for this SRC or print the PAL entry.

Contact your next level of support.

Failing Item:

- LPARSUP

A6xx5505

Explanation: The copying of DASD log data to the IOP log was successful.

Response: IOP log data can be copied to a spool file for examination by the development lab.

A6xx5555

Explanation: SLIC I/O DASD subsystem error recovery in progress.

A6xx5600

Explanation: Unrecoverable read error.

Response: VPD data could not be read.

Look for other errors implicating hardware. There is no way to know what VPD read has failed, but the resource is not usable and should generate an error.

If no such error occurred, call your next level of support.

Failing Item:

- SVCDOCS

A6xx6900

Explanation: System bus error.

Response: Contact your next level of support.

Failing Item:

- NEXTLVL
-

A6xx6901

Explanation: Bus Expansion Adapter card failed.

Response: Contact your next level of support.

Failing Item:

- NEXTLVL
-

A6xx6902

Explanation: Bus Expansion Adapter card failed.

Response: Contact your next level of support.

Failing Item:

- NEXTLVL
-

A6xx6905

Explanation: Optical bus failed.

Response: Contact your next level of support.

Failing Item:

- NEXTLVL
-

A6xx6906

Explanation: High Speed Link (HSL) or PCI bridge card slot I/O bridge failure.

Response: LIC could not access part of the HSL I/O bridge VPD. The bridge and HSL loop may be prevented from becoming operational.

For this reference code the failing item list presented in the Service Action Log (SAL), or serviceable event viewer you are working with, can be different from the failing item list documented here. That is due to the differences in system models and features installed.

If the Service Action Log (SAL) or serviceable event view on the hardware management console is available then use the failing item list presented there for servicing this reference code.

If a serviceable event view is not available then use the failing item list documented here. By following the procedures in the symbolic FRUs listed here you will isolate to the correct FRU list based on system model and features installed.

NOTE: A fiber optic cleaning kit may be required for optical HSL connections.

Failing Item:

- SIIOADP
 - OPT_CLN
-

A6xx6907

Explanation: High Speed Link (HSL) or PCI bridge card slot I/O bridge failure.

Response: LIC detected invalid data in the HSL I/O bridge VPD. The bridge and HSL loop may not have become operational.

For this reference code the failing item list presented in the Service Action Log (SAL), or serviceable event view you are working with, can be different from the failing item list documented here. That is due to the differences in system models and features installed.

If the Service Action Log (SAL) or serviceable event view on the hardware management console, is available then use the failing item list presented there for servicing this reference code.

If a serviceable event view is not available then use the failing item list documented here. By following the procedures in the symbolic FRUs listed here you will isolate to the correct FRU list based on system model and features installed.

NOTE: A fiber optic cleaning kit may be required for optical HSL connections.

Failing Item:

- SIIOADP
 - OPT_CLN
-

A6xx6908

Explanation: High Speed Link (HSL) or PCI bridge card slot I/O bridge failure.

Response: LIC data in the I/O bus VPD could not be accessed. The I/O Bus identified in the SRC may not have become operational.

If there is a B6xx 6906 reference code, close this problem in the serviceable event view you are working with and work the 6906 error.

For this reference code the failing item list presented in the Service Action Log (SAL), or serviceable event view you are working with, can be different from the failing item list documented here. That is due to the differences in system models and features installed.

If the Service Action Log or serviceable event view on the hardware management console or service processor is available then use the failing item list presented there for servicing this reference code.

If a serviceable event view is not available then use the failing item list documented here. By following the procedures in the symbolic FRUs listed here you will isolate to the correct FRU list based on system model and features installed.

NOTE: A fiber optic cleaning kit may be required for optical HSL connections.

A6xx6909 • A6xx6961

Failing Item:

- SIOADP
- OPT_CLN

A6xx6909

Explanation: High Speed Link (HSL) or PCI bridge card slot I/O bridge failure.

Response: LIC detected invalid data in the I/O bus VPD. The bus and resources associated with it may not be operational.

For this reference code the failing item list presented in the Service Action Log (SAL), or serviceable event view you are working with, can be different from the failing item list documented here. That is due to the differences in system models and features installed.

If the Service Action Log (SAL) or serviceable event viewer on the hardware management console is available then use the failing item list presented there for servicing this reference code.

If a serviceable event view is not available then use the failing item list documented here. By following the procedures in the symbolic FRUs listed here you will isolate to the correct FRU list based on system model and features installed.

If the serviceable event view only indicated a frame or enclosure see the locations section for the frame or enclosure type. The location of the HSL I/O Bridge will be given in the locations tables.

NOTE: A fiber optic cleaning kit may be required for optical HSL connections.

Failing Item:

- SIOADP
- OPT_CLN

A6xx690A

Explanation: Associated adapter not found in this partition.

Failing Item:

- LICIP16

A6xx6910

Explanation: I/O processor failure.

Response: An I/O processor timed out, returned bad status, or is not following the system bus protocol.

Failing Item:

- LICIP07
- FI00310
- FI00318
- FI00065
- FI00130

- AJDG301

A6xx6938

Explanation: Not valid system configuration detected.

Response: This system model does not allow a configuration of more than three (non-OptiConnect) I/O Processors.

Power down the system and remove the extra (non-OptiConnect) I/O Processor(s) so that there are three or less. Restart the system.

A6xx6944

Explanation: Missing or failed I/O processor cards.

Response: A system bus appears to be empty. If the bus is not empty, two I/O processors in consecutive slots may be missing or broken. If there are broken I/O processors, then another more serious SRC has occurred. Otherwise find the bus number for this failure from the Product activity log and use the system configuration list to verify the configuration of the I/O processors on that bus.

Failing Item:

- FI00317
- FI00316
- AJDG301

A6xx6960

Explanation: Multi-adapter Bridge or PCI Bridge card slot error, do not use card slot.

Response: Slot unavailable due to 64 bit card in adjacent slot.

One of the messages documented with the symbolic FRU will describe the problem. See SLOTERR symbolic FRU for a list of messages and corrective actions.

Failing Item:

- SLOTERR

A6xx6961

Explanation: Multi-adapter Bridge or PCI Bridge card slot error, do not use card slot.

Response: LED control failure, do not use slot.

The card location is not available for use. The Failing Item with the card slot error is in the Failing Item list for this reference code.

See SLOTERR symbolic FRU for the list of messages and a further description of the problem detected by Licensed Internal Code.

For this reference code the failing item list presented in the Service Action Log (SAL), or serviceable event view you are working with, can be different from the failing

item list documented here. That is due to the differences in system models and features installed.

If the Service Action Log or a serviceable event viewer on the hardware management console is available for this problem then use the failing item list presented there for servicing this reference code.

If a serviceable event view is not available then use the failing item list documented here. By following the procedures in the symbolic FRUs listed here you will isolate to the correct FRU list based on system model and features installed.

Failing Item:

- SLOTERR
- MASBUS

A6xx6962

Explanation: Multi-adapter Bridge or PCI Bridge card slot error, do not use card slot.

Response: Power control failure, do not use slot.

If there is a Linux partition in the system, any IOPs plugged into slots owned by a Linux partition will not power on. This error will be logged. Correct the situation by removing the IOP cards.

The card location is not available for use. The Failing Item with the card slot error is in the Failing Item list for this reference code.

See SLOTERR symbolic FRU for the list of messages and a further description of the problem detected by Licensed Internal Code.

For this reference code the failing item list presented in the Service Action Log (SAL), or serviceable event view you are working with, can be different from the failing item list documented here. That is due to the differences in system models and features installed.

If the Service Action Log, or serviceable event view on the hardware management console is available then use the failing item list presented there for servicing this reference code.

If a serviceable event view is not available then use the failing item list documented here. By following the procedures in the symbolic FRUs listed here you will isolate to the correct FRU list based on system model and features installed.

Failing Item:

- SLOTERR
- MASBUS

A6xx6963

Explanation: Multi-adapter Bridge or PCI Bridge card slot error, do not use card slot.

Response: Power control failure, do not use slot.

The card location is not available for use. The Failing Item with the card slot error is in the Failing Item list for this reference code.

See SLOTERR symbolic FRU for the list of messages and a further description of the problem detected by Licensed Internal Code.

For this reference code the failing item list presented in the Service Action Log (SAL), or serviceable event viewer you are working with, can be different from the failing item list documented here. That is due to the differences in system models and features installed.

If the Service Action Log or serviceable event viewer on the hardware management console is available then use the failing item list presented there for servicing this reference code.

If serviceable event view is not available then use the failing item list documented here. By following the procedures in the symbolic FRUs listed here you will isolate to the correct FRU list based on system model and features installed.

Failing Item:

- SLOTERR
- MASBUS

A6xx6964

Explanation: Multi-adapter Bridge or PCI Bridge configuration change or error.

Response: One of several errors or configuration problems has occurred under a Multi-adapter Bridge or PCI Bridge. If you are using the Service Action Log (SAL), or the serviceable event viewer on the hardware management console or the service processor, then the correct FRU, description and card position(s) will be listed. Use the FRUs and descriptions in the serviceable event view you are working with to determine the problem.

If you do not have access to the Service Action Log, or serviceable event view on the hardware management console or service processor, then word 4 of the SRC has more information. Examine the last 4 digits in word 4 to determine the problem by comparing them to the list below and using the FRU(s) listed here.

1. xxxx2022 - IOP found in slots owned by a Linux partition. The Multi-adapter Bridge or PCI Bridge and PCI Bridge set that it controls are assigned to a Linux partition. The IOP found in the SLOT indicated by the DSA in word 7 will not be configured.
2. xxxx2014 - I/O adapters were found under the Multi-adapter Bridge or PCI Bridge but there is no IOP to support them. The adapters cannot be used.
3. xxxx2015 - An card type was found that cannot be supported in the card position where it is located.

A6xx6965 • A6xx696B

See MABRCFG symbolic FRU for the list of messages, a further description of the problem detected by Licensed Internal Code and the corrective action.

Failing Item:

- MABRCFG

A6xx6965

Explanation: Multi-adapter Bridge or PCI Bridge configuration change or error.

Response: Card type not supported in this slot.

An I/O processor or I/O adapter card type is installed in the location indicated in word 7 of the SRC. The card type is not supported in that slot under the Multi-adapter Bridge or PCI Bridge. The card is unavailable.

See MABRCFG symbolic FRU for the list of messages, a further description of the problem detected by Licensed Internal Code and the corrective action.

Failing Item:

- MABRCFG

A6xx6966

Explanation: Multi-adapter Bridge or PCI Bridge configuration change or error.

Response: I/O processor removed from Multi-adapter Bridge or PCI Bridge card slot.

On the previous IPL an I/O processor was in the card location specified in word 7 of the SRC. The I/O processor was not detected on this IPL.

See MABRCFG symbolic FRU for the list of messages, a further description of the problem detected by Licensed Internal Code and the corrective action.

Failing Item:

- MABRCFG

A6xx6967

Explanation: Multi-adapter Bridge or PCI Bridge configuration change or error.

Response: I/O adapter unavailable due to moved I/O processor card.

The I/O adapter specified in word 7 of the SRC is not available. On the previous IPL there was an I/O processor card the adapter was assigned to. The I/O processor was not detected on this IPL.

See MABRCFG symbolic FRU for the list of messages, a further description of the problem detected by Licensed Internal Code and the corrective action.

Failing Item:

- MABRCFG

A6xx6968

Explanation: Multi-adapter Bridge or PCI Bridge configuration change or error.

Response: IOA removed from Multi-adapter Bridge or PCI Bridge slot.

On the previous IPL an I/O adapter was in the card slot specified in word 7 of the SRC. That I/O adapter was not detected on this IPL.

See MABRCFG symbolic FRU for the list of messages, a further description of the problem detected by Licensed Internal Code and the corrective action.

Failing Item:

- MABRCFG

A6xx6969

Explanation: Multi-adapter Bridge or PCI Bridge configuration change or error.

Response: I/O adapter replaced by I/O processor card.

On the previous IPL there was an I/O adapter in the location specified in word 7 of the SRC. This IPL LIC detected that the IOA was replaced by an IOP in that location.

See MABRCFG symbolic FRU for the list of messages, a further description of the problem detected by Licensed Internal Code and the corrective action.

Failing Item:

- MABRCFG

A6xx696A

Explanation: Card slot test failed.

Failing Item:

- LICIP14
- FI00131
- BACKPLN

A6xx696B

Explanation: Card slot could not be validated.

Response: This can be caused by "PCI error injection policy" being set to "YES" and an I/O Processor being installed on the same Multi-adapter Bridge or PCI Bridge domain as the I/O Adapter. Do one of the following. Either:

-- Using the hardware management console or a customer PC with a Web browser access the Advanced System Management Interface (ASMI) and disable PCI error injection policy.

OR:

-- Vary off the I/O Adapter. Using Hardware Service manager in SST/DST, locate the I/O Adapter resource. Using concurrent maintenance on the associated packaging resource, remove the I/O Adapter and install it in a location that does not have I/O Processors on the same Multi-adapter bridge domain.

OR:

-- Vary off the I/O Adapter. Use the concurrent maintenance option in Hardware Service Manager in SST/DST to power off all I/O Processors located on the same Multi-adapter Bridge or PCI Bridge domain as the I/O Adapter. Use concurrent maintenance to power off and power on the I/O Adapter. Then use concurrent maintenance to power on the I/O Processors located on the same Multi-adapter Bridge or PCI Bridge domain as the I/O Adapter.

A6xx6970

Explanation: High Speed Link (HSL) or PCI bridge card slot resource failure.

Response: A system PCI bus failure was detected. Word 7 of the SRC contains the bus number.

This failure can occur when a tower in an HSL loop is powered off using concurrent maintenance. If this is the case, close this problem.

This error is most likely in the hardware that makes up the PCI bus, the PCI bus side of the HSL I/O bridge or the Multi-adapter Bridge or PCI Bridge. In some cases it may be caused by a failing IOP in the Multi-adapter Bridge or PCI Bridge domain. When an IOP is causing the problem, the failing IOP cannot be identified.

NOTE: This SRC can occur for the PCI bus resource on a PCI bus in an I/O expansion unit when the unit is powered off for a concurrent maintenance action.

If the Service Action Log, or serviceable event view on the hardware management console or service processor, is available then use the failing item list presented there for servicing this reference code.

If a serviceable event view is not available then use the failing item list documented here.

NOTE: A fiber optic cleaning kit may be required for optical HSL connections.

Failing Item:

- SI_PHB
- PRL_PCI
- MA_BRDG
- MABIP03
- BRDGSET
- OPT_CLN

A6xx6971

Explanation: High Speed Link (HSL) or PCI bridge card slot resource failure.

Response: A failure occurred in a Multi-adapter Bridge or PCI Bridge or on the bus to the card location it controls.

If a serviceable event view is available, use the failing item list presented there for servicing this reference code.

If a serviceable event view is not available, use the failing item list documented here.

Failing Item:

- MABIP02
- MA_BRDG
- MASBUS
- PIOCARD

A6xx6972

Explanation: High Speed Link (HSL) or PCI bridge card slot resource failure.

Response: Multi-adapter Bridge (MaB) or PCI Bridge failure detected.

For this reference code the failing item list presented in the Service Action Log (SAL), or serviceable event viewer you are working with, can be different from the failing item list documented here. That is due to the differences in system models and features installed.

If the Service Action Log (SAL) or serviceable event viewer on the hardware management console is available then use the failing item list presented there for servicing this reference code.

If a serviceable event view is not available then use the failing item list documented here. By following the procedures in the symbolic FRUs listed here you will isolate to the correct FRU list based on system model and features installed.

Failing Item:

- MA_BRDG

A6xx6973

Explanation: High Speed Link (HSL) or PCI bridge card slot resource failure.

Response: Multi-adapter Bridge or PCI Bridge has detected a problem in the card installed in the location specified in word 7 of the SRC. Use the FRU list in the Service Action Log (SAL), or serviceable event view you are working with. If you are working from this document's FRU list use the Symbolic FRU BRDGSET to determine the failing items.

Failing Item:

A6xx6974 • A6xx6982

- BRDGSET
- SIIOADP
- MA_BRDG

A6xx6974

Explanation: Multi-adapter Bridge or PCI Bridge configuration change or error.

Response: PCI I/O processor rejected the assignment of or the removal of an I/O adapter.

Failing Item:

- MABRCFG

A6xx6975

Explanation: The system issued a reset/reload to the service processor.

Response: Service processor error.

Failing Item:

- AJDGP01

A6xx6976

Explanation: Service processor failure.

Response: For this reference code the failing item list presented in the Service Action Log (SAL), or serviceable event view you are working with, can be different from the failing item list documented here. That is due to the differences in system models and features installed.

If the Service Action Log (SAL) or a serviceable event viewer on the hardware management console is available then use the failing item list presented there for servicing this reference code.

If a serviceable event viewer is not available then use the failing item list documented here. By following the procedures in the symbolic FRUs listed here you will isolate to the correct FRU list based on system model and features installed.

Failing Item:

- SVCPROC

A6xx6980

Explanation: Network Interface Controller / IO Hub failure.

Response: For Power5 and newer servers, service this error using the B7006980 service information. Otherwise, continue with this information.

The FRU list displayed in the Service Action Log (SAL) or serviceable event view you are working with, may vary from the failing item list given in this document. Use the FRU list in the serviceable event view if it is available to you.

NOTE: A fiber optic cleaning kit may be required for optical HSL connections.

Failing Item:

- SICNTRL
- OPT_CLN

A6xx6981

Explanation: High Speed Link (HSL) or PCI bridge card slot I/O bridge failure.

Response: For Power5 and newer servers, service this error using the B7006981 service information. Otherwise, continue with this information.

Cycle power on the frame identified as the frame with failed HSL I/O Bridge prior to replacing FRUs.

The FRU list displayed in the Service Action Log (SAL), or serviceable event view you are using, may vary from the failing item list given in this document. Use the FRU list in the serviceable event view if it is available to you.

If you find either a B6xx 6982 or B6xx 6984 SRC logged at approximately the same time as this SRC then they were caused by the same failure. If you find a 6982 SRC logged at approximately the same time then close this problem and service the 6982 SRC. The failing item listed for this SRC is one of the failing items listed for B6xx 6982. If the serviceable event view's entry for this SRC has a location listed then record the location for use in servicing the 6982 SRC.

NOTE: This SRC can occur for the HSL I/O Bridge resource in an I/O expansion unit when the unit is powered off for a concurrent maintenance action.

NOTE: A fiber optic cleaning kit may be required for optical HSL connections.

Failing Item:

- SIIOADP
- OPT_CLN

A6xx6982

Explanation: High Speed Link (HSL) connection failure.

Response: For Power5 and newer servers, service this error using the B7006982 service information. Otherwise, continue with this information.

If this SRC is not in the Service Action Log (SAL) or serviceable event view you are using, then it is informational or statistical only. It does not require a service action.

Otherwise, this is a connection failure on an HSL link. Perform the procedure indicated in the failing item list.

Failing Item:

- RIOIP09

- HSL_LNK
- SIOADP
- SICNTRL
- REM_NIC
- OPT_CLN

A6xx6983

Explanation: A High Speed Link (HSL) / RIO / 12X loop configuration event was detected. The loop may have an unsupported configuration or a configuration that is not valid or the loop is in a state that LIC is logging for potential future reference.

Problem determination: LIC is reporting an event about the state of a RIO / HSL / 12X loop. Word 4 of the SRC contains the program return code (PRC) which identifies the state or problem with the loop.

For Power5 and newer servers, if this event appears in a serviceable event view then a service action is required. This SRC may also be logged as informational when it is recording information about the loop that is not a problem for the LPAR.

If this event does not appear in a serviceable event view then no service is required. To determine what the event meaning is record the PRC in word 4 of the SRC then use symbolic FRU SIRGCFG. This completes the procedure.

If this event appears in a serviceable event view then search for a B7006983 serviceable event logged at about the same time.

Did you find a B7006983 serviceable event logged at about the same time in the LPAR?

- YES - Service this error by working the B7006983 error.
- NO - Continue working this SRC. If you are using the Service Action Log (SAL) the FRU description may already indicate the configuration problem. Otherwise record the PRC in word 4 of the SRC. Use symbolic FRU SIRGCFG to determine the problem.

Failing Item:

- SIRGCFG

A6xx6984

Explanation: High Speed Link (HSL) loop status message.

Response: For Power5 and newer servers, service this error using the B7006984 service information. Otherwise, continue with this information.

An HSL loop has switched to its alternate path. This is an informational SRC only.

Word 7 of the SRC contains the loop number in the leftmost 4 digits. The loop number is in hexadecimal format. You must convert the hexadecimal loop number

into decimal format to recognize the loop number in HSM.

This SRC can be caused by a tower on the HSL loop powering off.

This SRC may also appear in the Service Action Log (SAL), or serviceable event viewer you are using, with a B6xx 6982 or B6xx 6981 logged at approximately the same time. In that case the other SRC is reporting a failure and this SRC is reporting that the alternate HSL path is now being used. Service the other SRC if present.

A6xx6985

Explanation: High Speed Link (HSL) loop status message.

Response: For Power5 and newer servers, service this error using the B7006985 service information. Otherwise, continue with this information.

If this SRC is not in the Service Action Log (SAL), or serviceable event view you are using, then it is informational. Use FRU SIRSTAT to determine what this SRC means. Otherwise, continue with the following steps:

This error can appear as a serviceable event when a tower, or I/O unit or another system in the loop did not complete powering on before LIC on this system checked this loop for errors. Search the Product Activity Log (PAL) for the last B6xx 6985 SRC logged for this loop and use FRU SIRSTAT to determine if this error requires service. If the last entry indicates the loop is functioning (determined by FRU SIRSTAT) then no service action is required, close this problem

There may be multiple B6xx 6985 logs with xxxx 3205 in word 4 errors for the same loop resource in the serviceable event view. This is caused by retry and recovery attempts. If there is a B6xx 6985 with xxxx 3206 or xxxx 3208 in word 4 after the above B6xx 6985 entries in the PAL, then the recovery efforts were successful. If this is the case, close all the B6xx 6985 entries for that loop resource in the serviceable event view.

1. If you find a B6xx 6981 in the serviceable event view then close that problem and go to step 2. Otherwise perform the following:
 - Perform RIOIP06 to determine if any other systems are connected to this loop and return here. (HSL_LNK or HSLxxxx FRU in the Service Action Log (SAL) entry, or serviceable event view you are working with, indicates the loop number.) If there are other system(s) then continue with the steps that follow, otherwise go to step 2.
 - Check for HSL failures on the other system(s) before replacing parts. HSL failures are serviceable event entries with HSL I/O Bridge and Network Interface Controller (NIC)

A6xx6986 • A6xx6988

resources. Ignore B6xx 6982 and B6xx 6984 entries. If there are HSL failures on other system(s) then continue with the steps that follow, otherwise go to step 2.

- Repair the problems on the other systems and return to this step. After making repairs on the other system(s) check the Product Activity Log (PAL) of this system for a B6xx 6985 logged after the repairs you made on the other system(s). If you find one then continue with the steps that follow, otherwise go to step 2.
 - For the B6xx 6985 log you found, use FRU SIRSTAT to determine if the loop is now complete. If the loop is complete then this problem has been resolved. Use RIOIP01 to verify that the loop is now working properly. Otherwise, go to step 2.
2. Use the serviceable event's FRU list when it is available. If this SRC appears in the Service Action Log (SAL), or the serviceable event view you are using, with the Symbolic FRU HSL_LNK or HSLxxxx listed as a FRU, then perform problem isolation procedure RIOIP01. Otherwise exchange the FRUs listed in the serviceable event view.

NOTE: A fiber optic cleaning kit may be required for optical HSL connections.

Failing Item:

- SIRSTAT
- HSL_LNK
- SIOADP
- SICNTRL
- OPT_CLN

A6xx6986

Explanation: System bus error.

Response: For Power5 and newer servers, service this error using the B7006986 service information. Otherwise, continue with this information.

During IPL, system LIC detected an HSL I/O bridge that was already initialized. The bridge should have been in a flushed and uninitialized state after powering on. There is a problem with SPCN components that prevented the tower from powering off after a previous power off was issued. The tower will not be configured for this IPL.

This reference code is equivalent to 1xxx 90F0. When referring to the "CBLALL" symbolic FRU in the Failing Item list, perform the "CBLALL" procedure using reference code "90F0".

Word 5 of the SRC identifies the frame. Determine the frame by breaking down word 5:

Word 5 -> xxxx xxNN where: NN is the frame number in hexadecimal format.

Failing Item:

- TWRCARD
- CBLALL

A6xx6987

Explanation: High Speed Link (HSL) connection failure.

Response: For Power5 and newer servers, service this error using the B7006987 service information. Otherwise, continue with this information.

Failures are occurring on the HSL link.

There may be B6xx 6982 errors logged on the same loop and about the same time as this error. Close those errors and continue to correct the problem by working this error.

- If there is a cable FRU in the serviceable event entry:
 1. If the connection is copper and either end has a loose connection, re-seat the cable. To do this, disconnect the connection and wait a minimum of 30 seconds. Then reconnect the cable and complete the tightening process in at most 30 seconds. Repeat the process at the other end of the cable. If the error persists, replace the FRUs in the Service Action Log (SAL), or serviceable event view you are using.
 2. If the connection is optical, clean the connections at both ends of the cable. If the error persists, replace the FRUs in the Service Action Log (SAL), serviceable event view you are using.
 3. If the error persists, replace the FRUs at each end of the cable starting with the FROM FRU listed in the serviceable event view you are using.
- If there was no cable in the Service Action Log (SAL), or serviceable event view you are using, then replace the FRUs listed in the serviceable event view.

Failing Item:

- HSL_LNK
- OPT_CLN

A6xx6988

Explanation: A High Speed Link (HSL / HSL2) or RIO / RIO-G loop was detected on the system this LPAR is running on. This version of the operating system does not support resources on an HSL / HSL2 / RIO / RIO-G loop. If resources on the loop are assigned to this LPAR, for example in the partition profile, the resources will not show up in this IBM i LPAR.

A6xx6990

Explanation: Service processor failure.

Response: The FRU list displayed in the Service Action Log (SAL), or serviceable event view you are working with, may vary from the failing item list given in this document. Use the FRU list in the serviceable event view if it is available to you.

Failing Item:

- SVCPROC
-

A6xx6991

Explanation: Service processor failure.

Failing Item:

- AJDGP01
-

A6xx6992

Explanation: Service processor failure.

Failing Item:

- AJDGP01
-

A6xx6993

Explanation: Service processor failure.

Response: A failure occurred with the service processor hardware or the service processor LIC.

The FRU list displayed in the Service Action Log (SAL), or serviceable event view you are working with, may vary from the failing item list given in this document. Use the FRU list in the serviceable event view if it is available to you.

Failing Item:

- SVCPROC
 - AJDGP01
-

A6xx6994

Explanation: Service processor failure.

Response: The FRU list displayed in the Service Action Log (SAL) or serviceable event view you are working with, may vary from the failing item list given in this document. Use the FRU list in the serviceable event view if it is available to you.

Failing Item:

- SVCPROC
-

A6xx699C

Explanation: Wrap plug is installed on Bus Expansion Adapter card.

Response: This reference code is for information only.

It indicates the presence of a wrap plug on the local optical link card.

A6xx69A8

Explanation: Informational bus reference code.

Response: This reference code is for information only and might include the following:

- Optical speed encode.
 - Broken optical links now operational.
 - Other information.
-

A6xx69B8

Explanation: Bus hardware configuration problem.

Response: Contact your next level of support.

Failing Item:

- NEXTLVL
-

A6xx69C1

Explanation: A failure occurred communicating with another LPAR or system participating in Opti-connect with this LPAR or system. Starting with IBM i release 7.1 this event will be logged in the Product Activity Log but it will not be in the Service Action Log or the Problem Log. This event normally occurs when the other LPAR or system is powered off. If both LPARs or systems are running and have no Opti-connect errors then this event is indicating a possible problem with Opti-connect.

Response: Contact your next level of support if you suspect an Opti-connect problem. Otherwise this is a tracking event.

Failing Item:

- NEXTLVL
-

A6xx69C2

Explanation: HSL Opticonnect normal connect to another sys. or partition.

Response: This reference code is informational only.

HSL OptiConnect has established connection normally. The local system or partition is participating in HSL Opticonnect with other systems or partitions on the same HSL loop.

A6xx69C3

Explanation: HSL Opticonnect normal disconnect from other sys. or partition.

Response: This reference code is informational only.

HSL Opticonnect disconnected normally from a remote node. The local system or partition has stopped

A6xx69C5 • A6xx69C8

participating in HSL Opticonnect with the remote system or partition on the same HSL loop. Possible reasons include:

- A remote system or partition went off line due to a normal power off or disable of HSL Opticonnect.

A6xx69C5

Explanation: I/O processor failure.

Response: Contact your next level of support.

Failing Item:

- NEXTLVL

A6xx69C6

Explanation: HSL Opticonnect abnormal disconnect from other sys. or partition.

Response: The local system or partition disconnected from a remote system or partition due to an unexpected event or failure. The problem is most likely with the remote system or partition. Intervention at the remote system is most likely required. Examine both the local and remote HSL OptiConnected systems or partitions for problems on this HSL loop.

Possible reasons include: A fatal error in software or hardware in the remote system or partition or a power failure in the remote system.

If there was not a complete HSL loop before this error occurred then a failure or power down in an HSL component between the local system or partition and the remote system or partition could have caused this error. Check for a problem with: an HSL cable, HSL I/O bridge or a power problem in an expansion I/O tower or unit on this loop.

Examine the Service Action Log (SAL), or serviceable event view you are using on the local system or partition for HSL failures on the same HSL loop at approximately the same time this error occurred.

Examine the remote system or partition for problems. If the remote system or partition is powered on and IPL'd then examine the Service Action Log (SAL), or serviceable event view you are using, on the remote system or partition for problems on the same HSL loop at approximately the same time this error occurred.

Correct any problems you find with the remote and local systems or partitions that happened at approximately the same time and involve HSL Opticonnect or HSL loop components or Network Interface Controllers. When the remote system is IPL'd it will automatically reconnect with this system or partition.

If there are no problems with the remote system or partition and there are no problems with the local system or partition then collect all the Product Activity Log information for this failure on both systems. Be

sure to record all words in the SRC. Contact your next level of support.

Failing Item:

- REM_SYS

A6xx69C7

Explanation: HSL Opticonnect abnormal disconnect from other sys. or partition.

Response: The local system or partition disconnected from a remote system or partition due to an unexpected event or failure. LIC will attempt to recover from the error. Intervention at the local or remote system or partition may be required.

Possible causes are: time out, hang or hardware failure. The problem may be with: the local system or partition or the remote system or partition.

If there was not a complete HSL loop before this error then a failure or power down in an HSL component between the local system or partition and the remote system or partition could have caused this error. Check for SRCs with FRUs like: HSL cables, HSL I/O bridge or a power problem in an expansion I/O tower or unit on this loop.

Examine the SAL or serviceable event view you are working with on the local system or partition for failures on the same loop, or with the Network Interface Controller at approximately the same time.

Examine the remote system or partition for problems. Correct any HSL or NIC problems you find with the remote and local systems or partitions.

If there are no problems with the remote system or partition and there are no problems with the local system or partition then collect all the Product Activity Log (PAL) information for this failure on both systems. Be sure to record all words in the SRC. Contact your next level of support.

Failing Item:

- REM_SYS
- LOC_SYS

A6xx69C8

Explanation: HSL Opticonnect abnormal disconnect from other sys. or partition.

Response: The local system or partition disconnected from a remote system or partition due to an unexpected event or failure. All of the HSL OptiConnect connections on this loop will be in a failed state. LIC will attempt to recover from the error. Intervention at the local or remote system or partition may be required. Possible causes are:

- time out of a critical message
- LIC code / table problem

- Network deadlock detected

The problem may be with:

- The local system or partition
- The remote system or partition

Examine the Service Action Log (SAL), or serviceable event view you are using, on the local system or partition for HSL failures on the same HSL loop, or with the Network Interface Controller at approximately the same time this error occurred.

Examine the remote system or partition for problems. Examine the Service Action Log (SAL), or serviceable event view you are using, on the remote system or partition for problems on the same HSL loop or with the Network Interface Controller at approximately the same time this error occurred.

Correct any problems you find with the remote and local systems or partitions that happened at approximately the same time and involve HSL Opticonnect or HSL loop components or Network Interface Controllers.

If there are no problems with the remote system or partition and there are no problems with the local system or partition then collect all the Product Activity Log information for this failure on all systems or partitions. Be sure to record all words in the SRCs. Contact your next level of support.

Failing Item:

- REM_SYS
- LOC_SYS
- AJDG301

A6xx69C9

Explanation: HSL Opticonnect abnormal disconnect from other sys. or partition.

Response: The local system or partition disconnected from a remote system or partition due to an failure in a LIC virtualized bus unit. LIC will attempt to recover from the error. Possible causes are:

- LIC problem where the local bus unit is off line.
- LIC problem where the remote bus unit is off line.

Examine the Service Action Log (SAL), or serviceable event view you are using, on the local system or partition for HSL Opticonnect failures that occurred at approximately the same time this error occurred.

Examine the remote system or partition for problems. Examine the Service Action Log (SAL), or the serviceable event view you are using, on the remote

system or partition for HSL Opticonnect problems that occurred at approximately the same time this error occurred.

Collect all the Product Activity Log information for this failure on all systems and partitions on this HSL loop. Be sure to record all words in the SRCs. Contact your next level of support with the information you have collected.

Failing Item:

- AJDG301
- REM_SYS
- LOC_SYS

A6xx69CF

Explanation: HSL Opticonnect abnormal disconnect from other sys. or partition.

Response: LIC internal error. All systems participating in HSL OptiConnect will be disconnected. The system must be re-IPL'd to recover. Before re-IPL'ing the system initiate a main store dump.

After getting the dump, examine the Service Action Log (SAL), or serviceable event view you are using, on the local system or partition for HSL Opticonnect failures that occurred at approximately the same time this error occurred.

Examine the remote systems or partitions for problems. Examine the Service Action Log (SAL), or serviceable event view you are using, on the remote systems or partitions for HSL Opticonnect problems that occurred at approximately the same time this error occurred.

Collect all the Product Activity Log information for this failure on all systems and partitions on this HSL loop. Be sure to record all words in the SRCs. Contact your next level of support with the information you have collected.

Failing Item:

- AJDG301

A6xx69D0

Explanation: Bus Expansion Adapter card failed.

Response: Contact your next level of support.

Failing Item:

- NEXTLVL

A6xx69D8

Explanation: Bus Expansion Adapter failed.

Response: Contact your next level of support.

Failing Item:

- NEXTLVL

A6xx69D9

Explanation: Host Ethernet Adapter (HEA) failure.

Response: Firmware detected a hardware failure in the Host Ethernet Adapter (HEA).

Failing Item:

- HEA

A6xx69DA

Explanation: System log entry only, no service action required.

A6xx69DB

Explanation: LIC failure.

Response: A Licensed Internal Code error occurred. The partition will continue to run with this Host Ethernet Adapter (HEA) disabled. Perform a partition dump and then IPL the partition to recover the HEA. Send the partition dump to your next level of support.

Failing Item:

- SVCDOCS

A6xx69DC

Explanation: The Host Ethernet Adapter (HEA) is not connected to the Ethernet switch.

Response: The Host Ethernet Adapter (HEA) is not connected to the Ethernet switch. If the HEA connection is not needed, no service action is required.

If the HEA connection is needed, verify that the cable is connected and the switch is powered on. After repairing the problem, verify that the connection has been restored.

A6xx69DD

Explanation: The Host Ethernet Adapter (HEA) connection to the Ethernet switch has been restored.

Response: System log entry only, no service action required.

A6xx69DE

Explanation: Host Ethernet Adapter (HEA) Media Interface Adapter Failure.

Response: Firmware detected a failure in the HEA Media Interface Adapter.

Failing Item:

- HEA
- AJDG301

A6xx69E0

Explanation: Bus Expansion Adapter card failed.

Response: Contact your next level of support.

Failing Item:

- NEXTLVL

A6xx69E8

Explanation: Bus Expansion Adapter failed.

Response: Contact your next level of support.

Failing Item:

- NEXTLVL

A6xx69F0

Explanation: Bus Expansion Adapter failed.

Response: Contact your next level of support.

Failing Item:

- NEXTLVL

A6xx69F8

Explanation: Bus Expansion Adapter failed.

Response: Contact your next level of support.

Failing Item:

- NEXTLVL

A6xx7001

Explanation: ISDN call in rejected.

Failing Item:

- UG3LB

A6xx7002

Explanation: Lines not selected.

Failing Item:

- UG3LB

A6xx7003

Explanation: Network interfaces not selected.

Failing Item:

- UG3LB

A6xx7004

Explanation: TCP/IP informational error.

Response: This reference code is logged when the TCP/IP Attribute Log Protocol Errors is set, and the TCP/IP System LIC silently discards an in bound

datagram. Silently discard is defined to mean discard the received datagram without reporting an error to the originating host device. Examples of such datagrams are those with checksums or destination addresses which are not valid.

This reference code is for information only. Normally no action should be taken as a result of this reference code. It is generated in order to assist with remote device or TCP/IP network problem determination.

A6xx7055

Explanation: Statistics were logged, no service action required.

Response: This reference code is logged for information only.

A6xx7100

Explanation: APPN session initiation attempt has timed out.

Response: This reference code is used to indicate that LIC timed out on a request to initiate a session.

The user must run problem analysis for this reference code. If this indicates a software problem, the user should dial IBM Software Support for assistance.

The Problem Determination Procedure (PDP) will indicate whether the original timeout condition still exists and what the corrective actions should be.

Failing Item:

- AJDG301
- UPLF3
- UPLF1
- UPLF2

A6xx7101

Explanation: APPN session initiation attempt has failed.

Response: This reference code is used to indicate that LIC attempted to satisfy a session initiation request, but some failure condition was detected by LIC. The failure condition could be a configuration or operational problem in the network.

The user must run problem analysis for this reference code. If this indicates a software problem, the user should dial IBM Software Support for assistance.

The Problem Determination Procedure (PDP) will indicate whether the original timeout condition still exists and what the corrective actions should be.

Failing Item:

- UPLF4
- UPLF5

- UPLF6
- AJDG301

A6xx7102

Explanation: APPN CP-CP session ended.

A6xx7201

Explanation: A utility failure occurred.

Response: This reference code is for information only. The Uninterruptible Power System (UPS) is reporting a utility failure.

A6xx7202

Explanation: Utility power restored.

Response: This reference code is for information only. The Uninterruptible Power System (UPS) is reporting that utility power has been restored.

A6xx7203

Explanation: A battery low condition was detected.

Response: This reference code is for information only. The Uninterruptible Power System (UPS) is reporting a battery low condition.

A6xx7204

Explanation: Uninterruptible Power System reported a bypass active.

Response: This reference code is for information only. The Uninterruptible Power System (UPS) is reporting a bypass is active.

A6xx7205

Explanation: Battery low condition was reset.

Response: This reference code is for information only. The Uninterruptible Power System (UPS) is no longer reporting a battery low condition.

A6xx7206

Explanation: UPS reported bypass no longer active.

Response: This reference code is for information only. The Uninterruptible Power System (UPS) is no longer reporting a bypass active condition.

A6xx720A

Explanation: Battery Power Unit replacement dates do not match.

Response: The replacement dates for one of the Battery Power Units do not match. Run "Display

A6xx7703 • A6xx8007

Hardware Configuration" and verify that the dates match the labels on the batteries.

A6xx7703

Explanation: System LIC detected a program exception.

Response: Storage Management detected a DASD datacheck condition and the defective sector was reallocated.

Perform a system IPL to restart the system.

A6xx7704

Explanation: General failure detected by HRI component.

Failing Item:

- AJDG301

A6xx7777

Explanation: Hardware configuration change detected.

Response: A hardware resource is missing. The resource reported in to the system on a previous IPL, but has not reported in on the current IPL. This could occur for several different reasons.

1. It could be a normal situation where the resource is currently powered off. In this case, when the resource is powered back on, it will no longer be missing.
2. The hardware resource could also be missing if it has been removed from the system, for example, a tape drive that was replaced with a different tape drive. The service representative should use the Hardware service manager to remove the entry for this resource.
3. The resource may not have reported in on this IPL because it is failing. Perform problem analysis to determine why the resource is failing.

A6xx8000

Explanation: A storage subsystem disk unit connection failed.

Response: Look for other errors in the Service Action Log (SAL), or serviceable event view you are working with, and fix them.

A6xx8001

Explanation: A storage subsystem disk unit connection failed.

Response: Look for other errors in the Service Action Log, or serviceable event view you are working with, and fix them.

A6xx8002

Explanation: Maximum number of redundant connections exceeded.

Response: An attempt to activate a connection from another I/O adapter to a storage subsystem disk unit failed because the maximum number of connections are already active for this disk unit. No action required.

A6xx8003

Explanation: A storage subsystem disk unit connection was restored.

Response: No action required.

A6xx8004

Explanation: A storage subsystem disk unit connection failed.

Response: Could not read configuration information from the disk unit. Look for other errors in the Service Action Log, or serviceable event view you are working with, and fix them.

A6xx8005

Explanation: High performance connection failed.

Response: A high performance connection to an external storage subsystem disk unit failed.

There are still two or more external storage subsystem disk unit connections, but performance might be degraded.

Look for other errors in the Service Action Log, or serviceable event view you are working with, and fix them.

A6xx8006

Explanation: High performance connection failed.

Response: A high performance connection to an external storage subsystem disk unit failed.

There is still one more external storage subsystem disk unit connection, but performance might be degraded.

Look for other errors in the Service Action Log, or serviceable event view you are working with, and fix them.

A6xx8007

Explanation: High performance connection was restored.

Response: A high performance connection to an external storage subsystem disk unit was restored.

Performance is no longer degraded.

No action required.

A6xxB700

Explanation: A platform firmware error log was signalled to LIC but could not be retrieved from platform firmware. LIC created this event in the PAL with SRC B600B700 to log the problem.

Problem determination: Contact your hardware service provider. This is a platform firmware problem.

Failing Item:

- NEXTLVL

A6xxCF00

Explanation: Permanent error on removable media device.

Response: A type D IPL terminated because of a removable media Load Source device failure. If the removable media Load Source is an external device, check the cables. If that does not correct the problem, replace the device. If the removable media Load Source is an internal device, replace the device. If the removable media Load Source is a virtual device, ensure it is set up correctly.

Failing Item:

- SVCDOCS

A6xxCF01

Explanation: Unsupported removable media device configuration.

Problem determination: A type D IPL terminated because of an unsupported removable media device configuration. Retry the D-IPL with a different removable media device.

Failing Item:

- SVCDOCS

A6xxCFFC

Explanation: Optical library device condition not expected.

Response: The optical disk drive addressing within the optical library is incorrect. This error is likely to be the result of faulty cabling or switch setting following service to an optical library.

Contact your hardware service provider.

Failing Item:

- OPTLCBL
- DRVSWCH

A6xxCFFD

Explanation: Optical drive failure.

Failing Item:

- OPTLDRV

A6xxCFFF

Explanation: Media determined to be bad in Optical library.

A6xxF103

Explanation: Main storage dump must be copied for service.

Failing Item:

- LICIP01

A6xxF104

Explanation: LPAR service function directed a Main Storage Dump.

Response: The Hypervisor terminated a partition with an unresponsive Operating System. A Main Store Dump must be done for service. Call your next level of support when the dump is complete.

Failing Item:

- LICIP01

A6xxF105

Explanation: Licensed Internal Code detected error.

Failing Item:

- NEXTLVL

A6xxFDC0

Explanation: LIC program reported informational error.

Response: This reference code is logged for information only. No action required.

A6xxFDC5

Explanation: LIC program failed and data was captured.

Response: This reference code indicates first failure data capture (FFDC) data was collected for a problem reported by licensed internal code.

The user should dial IBM Software Support for assistance.

Failing Item:

- UG3AS

(A7xx) Reference codes

An A7xx reference code indicates that an event or error was detected and logged by platform firmware. To resolve an A7xx reference code, determine if the SRC requires a service action. If the SRC is listed in a serviceable event view, use the FRU list from the serviceable event view to determine the actions to take. If you do not find the SRC in a serviceable event view, then it is an informational event and does not require service action.

A7001150

Explanation: System log entry only, no service action required.

Response: No action needed unless a serviceable event was logged. If a serviceable event was logged, resolve that error.

A7001151

Explanation: System log entry only, no service action required.

Response: No action needed unless a serviceable event was logged. If a serviceable event was logged, resolve that error.

A7001152

Explanation: Platform firmware detected a timeout condition.

Response: A reset/reload of the service processor has cleared the timeout condition.

If a service processor dump exists, it should be collected for IBM Service.

Failing Item:

- NEXTLVL

A7001160

Explanation: Service processor failure.

Response: Work with the FRU list in the serviceable event view if there is one, otherwise use the FRU list documented here to determine the parts to exchange.

The platform encountered an error communicating with the service processor. The platform code attempts a graceful shutdown of partitions and powers off the server after a certain time, or when the last partition indicates shutdown, whichever comes first.

Failing Item:

- LICCODE
- SVCPROC
- PSI_LNK

A7001161

Explanation: System log entry only, no service action required.

Response: The platform encountered a service processor event indicating that the power status has changed. Note that this is A7xx only.

A7001730

Explanation: Platform LIC detected an error.

Response: The VPD for the system is not what was expected at IPL.

When word 9 is 00180003, a redundant VPD chip exists, and the system will continue to run. Replace the VPD card at your next scheduled maintenance. When word 9 is not 00180003 replace the VPD card immediately.

Work with the FRU list in the serviceable event view, if there is one. Otherwise, use the FRU list documented here to determine the parts to exchange.

Failing Item:

- CAPACTY

A700173A

Explanation: A VPD collection overflow occurred.

Response: Look for and resolve other errors in the serviceable event view. If that does not resolve the problem, check for firmware updates and install them, if available. If that does not resolve the problem, contact your next level of support.

Failing Item:

- SVCDOCS

A700173C

Explanation: Generic Asset Protection Event. No service action is required.

A7003000

Explanation: User-initiated PHYP-generated SYSDUMP.

Response: No service action required.

A7003003

Explanation: User-initiated PHYP-content RSCDUMP.

Response: No service action required.

A7004091

Explanation: User intervention required.

Response: The system power on has reached a standby state. The firmware does not have partition configuration information.

Use the HMC OR SDMC to activate one or more partitions to change the system from a standby state to an operating state. If the HMC or SDMC does not manage the server, perform Restoring your server to factory settings.

Failing Item:

- SVCDOCS
-

A7004700

Explanation: Platform LIC detected an error.

Response: A problem occurred when initializing, reading, or using system VPD.

Capacity on Demand is not available because the stored activation code is not valid. Contact your next level of support to verify your activation code. If the activation code is valid, replace the VPD card.

Failing Item:

- SVCDOCS
 - CAPACTY
-

A7004701

Explanation: Platform LIC detected an error.

Response: A problem occurred when initializing, reading, or using system VPD. The IPL failed.

Work with the FRU list in the serviceable event view if there is one, otherwise use the FRU list documented here to determine the parts to exchange.

Failing Item:

- CAPACTY
-

A7004703

Explanation: Platform LIC failure.

Response: A problem occurred when initializing, reading, or using system VPD. The Capacity on Demand function is not available. If Capacity on Demand function is required, re-IPL the system. If that does not correct the problem, contact your next level of support.

Failing Item:

- LICCODE
-

A7004704

Explanation: Platform LIC detected an error.

Response: The Capacity on Demand function is no longer available. If Capacity on Demand functions are required, look for and correct errors with SRCs of the form B1xxxxxx in the Serviceable Event View. If that does not correct the problem, or no errors were found, contact your next level of support.

Failing Item:

- SVCDOCS
-

A7004705

Explanation: Platform LIC failure.

Response: A problem occurred when initializing, reading, or using system VPD. The Capacity on Demand function is not available. If Capacity on Demand function is required, re-IPL the system. If that does not correct the problem, contact your next level of support.

Failing Item:

- SVCDOCS
-

A7004710

Explanation: Platform LIC detected an error.

Response: A communications problem with the service processor occurred while initiating Capacity on Demand. The Capacity on Demand function is not available.

If Capacity on Demand function is required, look for errors with SRCs of the form B1xxxxxx or B7xx69xx in the Serviceable Event View. Work those errors. If that does not correct the problem, proceed with the failing items listed in the serviceable event view for this SRC.

Failing Item:

- SVCDOCS
 - CAPACTY
-

A7004712

Explanation: Platform LIC detected the VPD card is missing.

Response: A problem occurred when initializing, reading, or using system VPD.

Work with the FRU list in the serviceable event view if there is one, otherwise use the FRU list documented here to determine the parts to exchange.

Failing Item:

- CAPACTY
-

A7004713 • A7004736

A7004713

Explanation: Platform LIC detected an error.

Response: The VPD card has been exchanged with a not valid card. Reinstall the original VPD card in the system.

Failing Item:

- SVCDOCS

A7004714

Explanation: Platform LIC has detected a new VPD card.

Response: The new VPD card requires new activation codes. Enter the new activation codes.

A7004715

Explanation: Platform LIC detected an error.

Response: A problem occurred when initializing, reading, or using system VPD during concurrent maintenance.

Look for errors with SRCs of the form B1xxxxxx in the Serviceable Event View. Work those errors first. If that does not correct the problem, replace the VPD card.

Work with the FRU list in the serviceable event view if there is one, otherwise use the FRU list documented here to determine the parts to exchange.

Failing Item:

- SVCDOCS
- CAPACTY

A7004716

Explanation: User intervention required.

Response: The Capacity on Demand activation code recovery period has been started. Either obtain more capacity by obtaining new activation codes or allocate fewer resources in the LPAR configuration.

Failing Item:

- SVCDOCS
- LPARCFG

A7004721

Explanation: The World Wide Port Name (WWPN) Prefix is not valid.

Response: Contact your hardware service provider to obtain a valid World-Wide Port Name (WWPN). Once you have obtained a valid WWPN value, go to ASM and select: System_Configuration-> Program_Vital_Product_Data-> System_Keywords. On the System_Keyword menu, enter the value for the 'WN' keyword.

Failing Item:

- SVCDOCS

A7004730

Explanation: Platform LIC detected an error.

Response: A problem occurred when configuring the logical partitions on the system. More resources were allocated than there are available for use. Either obtain more capacity by obtaining new activation codes or allocate fewer resources in the LPAR configuration.

Failing Item:

- SVCDOCS
- LPARCFG

A7004731

Explanation: Platform LIC detected an error.

Response: The system has been running with full Capacity on Demand resources activated. In one hour, the system will terminate and unlicensed resources will no longer be available. To prevent the system from terminating, enter an activation code of all zeroes. Then obtain the proper activation codes for the resources being used or allocate fewer resources in the LPAR configuration.

Failing Item:

- SVCDOCS

A7004733

Explanation: Platform LIC failure.

Response: The Capacity on Demand function is not available. If Capacity on Demand function is required, re-IPL the system. If that does not correct the problem, contact your next level of support.

A7004735

Explanation: Use of Processors for General Purpose work has exceeded number of licensed General Purpose Processors.

A7004736

Explanation: Use of processors for general purpose work has exceeded number of licensed general purpose processors, for long enough that the server is calling in to IBM to report this issue.

Failing Item:

- LNUXOVR

A7004739

Explanation: The server was operating with Power Enterprise Pool resources prior to this Initial Program Load (IPL). During this IPL, the Management Console did not give the server the same amount of Power Enterprise Pool resources.

A7004740

Explanation: Platform LIC detected an error.

Response: An incorrect activation code has been detected. Resources associated with this activation code have been disabled. Enter a valid activation code.

A7004741

Explanation: Platform LIC detected an error.

Response: The number of allowable attempts to enter a valid activation code has been exceeded. Further attempts to enter an activation code will be temporarily blocked. Wait for one hour and then enter a valid activation code.

A7004742

Explanation: Generally represents a temporary communications failure between Server firmware and the VPD Card.

Response: A communications session between the server's firmware and the VPD Card in the FSP could not be established or was interrupted.

An isolated occurrence of this type of error can safely be ignored. However if these errors become fairly frequent, are clustered together, or are accompanied by other related (A70047xx) errors that they would require closer scrutiny to determine if a serviceable problem exists.

Failing Item:

- SVCDOCS
- CAPACTY

A7004747

Explanation: User intervention required.

Response: One hour remains until the On/Off Capacity on Demand request expires. Permanently activate the temporary Capacity on Demand resources, enter a new On/Off Capacity on Demand request for the temporary resources, or remove all temporary resources from partitions before the request expires.

Failing Item:

- SVCDOCS

A7004748

Explanation: User intervention required.

Response: One hour remains until the Utility Capacity on Demand enablement expires. In order to reactivate temporary resources, a new Utility Capacity on Demand enablement code is required.

Failing Item:

- SVCDOCS

A7004749

Explanation: User intervention required.

Response: One hour remains until the Trial Customer on Demand activation expires. Obtain a permanent activation code or remove all temporary resources from partitions before the request expires.

Failing Item:

- SVCDOCS

A700474A

Explanation: System has Active Memory Mirroring (AMM) ON, but is not licensed for AMM use.

Problem determination: The HMC interface has been used to set AMM to "ON" for the system. However, at IPL time, the system does not have a valid license for AMM. The customer needs to contact IBM or a Partner Sales representative to purchase and enter an Activation Code for this feature. If this is not possible, then turn off the system; use the HMC interface to turn AMM "OFF"; and re-IPL.

Failing Item:

- SVCDOCS

A7004750

Explanation: A Capacity on Demand change has been detected.

Response: Utility Capacity on Demand resources have been activated.

A7004760

Explanation: The server's update access key is approaching expiration.

A7004761

Explanation: The server's update access key has expired.

Failing Item:

- FMWREXP

A7004762 • A7013003

A7004762

Explanation: The activation code for the server's update access key could not be found. The system cannot start without an activation code.

Failing Item:

- FMWREXP

A7004788

Explanation: System log entry only, no service action required.

Response: The data obtained from the system is not what was expected. The IPL will continue. Should other errors occur, contact your next level of support.

A70047C1

Explanation: Capacity on Demand data mismatch.

Response: The data obtained from the system is not what was expected. The system will perform a slow IPL in order to obtain the correct data. If other errors occur, contact your next level of support.

A70047CB

Explanation: Fast system IPL changed to slow system IPL.

Response: The data obtained from the system is not what was expected. The system will perform a slow IPL in order to obtain the correct data. If other errors occur, contact your next level of support.

A70047CD

Explanation: Platform LIC detected an error.

Response: The server detected a not valid Capacity On Demand activation and terminated the system. The allocated resources for the system might exceed those that are available for use.

Failing Item:

- SVCDOCS

A70047DD

Explanation: A dump of the Capacity On Demand data has been requested and is contained within this platform event log.

Response: No recovery action is required. This platform event log should be collected by service.

Failing Item:

- NEXTLVL

A70047FF

Explanation: System log entry only, no service action required.

Response: The Capacity on Demand History Log has been written to the error log. No service action is required.

A700C2AC

Explanation: System log entry only, no service action required.

Response: The Capacity on Demand License acceptance has completed.

No corrective action is required.

Failing Item:

- SVCDOCS

A7013003

Explanation: Partition-initiated PHYP-content RSCDUMP.

Response: No service action required.

(AAxx) Reference codes

Partition firmware posts AAxx system reference (attention) codes, which offer information about the next target state for the platform firmware. These codes might also indicate that you need to perform an action, such as opening a firmware console or checking serial connections.

Note: Click the failing item in the FRU list only when you experience a hang condition on an attention code. For example, a hang condition occurs when your server performs a requested action but the SRC in the control panel display does not change for several minutes and the partition firmware appears to be hung.

AA00E158

Explanation: Waiting for virtual terminal (VTERM) to be opened on the HMC.

AA00E159

Explanation: Waiting for serial connection to the service processor to be established

AA00E175

Explanation: The I/O configuration exceeds the recommended size. Some operating systems might crash when using this configuration.

Failing Item:

- FWFLASH

AA00E1A8

Explanation: The system is booting to the open firmware prompt

Failing Item:

- FWFLASH

AA00E1A9

Explanation: The system is booting to the SMS menus

Failing Item:

- FWFLASH

AA00E1B0

Explanation: Waiting for the user to select language and keyboard.

AA00E1B1

Explanation: Waiting for the user to accept or decline the license agreement.

AA00E1F3

Explanation: Admin access password prompt

Failing Item:

- FWPWD

AA060007

Explanation: A keyboard was not found

AA06000B

Explanation: The system or partition was not able to find an operating system on any of the devices in the boot list.

AA06000C

Explanation: The media specified in a device in the bootlist was not bootable

AA06000D

Explanation: The media in the device in the bootlist not found under the I/O adapter specified by the boot list.

AA06000E

Explanation: The adapter specified in the boot list is not present or not functioning.

AA060010

Explanation: The FAT filesystem on the bootdisk is configured in a way that may cause a boot failure.

AA060011

Explanation: The firmware did not find the operating system image and is was unable to detect at least one hard disk in the boot list. Firmware is now retrying the entries in the boot list. This often occurs when the boot disk enclosure is not yet fully initialized or if the boot disk belongs to a server partition.

Problem determination: This error might occur before the initialization of an enclosure that contains the boot disk is complete or when the boot disk belongs to another partition.

If this problem persists, do the following:

1. Verify that the boot disk belongs to the partition that is being booted.
2. Verify that the boot list in the SMS menus is correct.

AA060012

Explanation: Firmware retry of bootlist exceeded the time limit of one hour. This often occurs when partition is left for a retry to boot from a non-bootable device in the device list and the retry exceeds the time limit of one hour.

AA130013

Explanation: Bootable media is missing from a USB-attached CD-ROM.

AA130014

Explanation: The media in the USB CD-ROM drive has been changed.

AA170210

Explanation: Setenv/\$setenv parameter error - the name contains a null character.

Failing Item:

- FWFLASH

AA170211

Explanation: Setenv/\$Setenv parameter error - value contains a null character

Failing Item:

- FWFLASH

AA170212

Explanation: Setenv/\$Setenv parameter error: name is null or too long. The name length is limited to 31 characters.

Failing Item:

- FWFLASH

AA190001

Explanation: The server firmware function to get and set the time-of-day reported an error.

AA260002

Explanation: The system is waiting for the serial number to be entered.

Response: Enter the serial number of the system at the prompt

AA260003

Explanation: The system is waiting for the system unique ID number to be entered.

Response: Enter the system unique ID number at the prompt.

AA260004

Explanation: The system is waiting for the worldwide port number to be entered.

Response: Enter the worldwide port number at the prompt.

AA260005

Explanation: The system is waiting for the brand number to be entered.

Response: Enter the brand number at the prompt.

Notices

This information was developed for products and services offered in the US.

IBM may not offer the products, services, or features discussed in this document in other countries. Consult your local IBM representative for information on the products and services currently available in your area. Any reference to an IBM product, program, or service is not intended to state or imply that only that IBM product, program, or service may be used. Any functionally equivalent product, program, or service that does not infringe any IBM intellectual property right may be used instead. However, it is the user's responsibility to evaluate and verify the operation of any non-IBM product, program, or service.

IBM may have patents or pending patent applications covering subject matter described in this document. The furnishing of this document does not grant you any license to these patents. You can send license inquiries, in writing, to:

*IBM Director of Licensing
IBM Corporation
North Castle Drive, MD-NC119
Armonk, NY 10504-1785
US*

INTERNATIONAL BUSINESS MACHINES CORPORATION PROVIDES THIS PUBLICATION "AS IS" WITHOUT WARRANTY OF ANY KIND, EITHER EXPRESS OR IMPLIED, INCLUDING, BUT NOT LIMITED TO, THE IMPLIED WARRANTIES OF NON-INFRINGEMENT, MERCHANTABILITY OR FITNESS FOR A PARTICULAR PURPOSE. Some jurisdictions do not allow disclaimer of express or implied warranties in certain transactions, therefore, this statement may not apply to you.

This information could include technical inaccuracies or typographical errors. Changes are periodically made to the information herein; these changes will be incorporated in new editions of the publication. IBM may make improvements and/or changes in the product(s) and/or the program(s) described in this publication at any time without notice.

Any references in this information to non-IBM websites are provided for convenience only and do not in any manner serve as an endorsement of those websites. The materials at those websites are not part of the materials for this IBM product and use of those websites is at your own risk.

IBM may use or distribute any of the information you provide in any way it believes appropriate without incurring any obligation to you.

The performance data and client examples cited are presented for illustrative purposes only. Actual performance results may vary depending on specific configurations and operating conditions.

Information concerning non-IBM products was obtained from the suppliers of those products, their published announcements or other publicly available sources. IBM has not tested those products and cannot confirm the accuracy of performance, compatibility or any other claims related to non-IBM products. Questions on the capabilities of non-IBM products should be addressed to the suppliers of those products.

Statements regarding IBM's future direction or intent are subject to change or withdrawal without notice, and represent goals and objectives only.

All IBM prices shown are IBM's suggested retail prices, are current and are subject to change without notice. Dealer prices may vary.

This information is for planning purposes only. The information herein is subject to change before the products described become available.

This information contains examples of data and reports used in daily business operations. To illustrate them as completely as possible, the examples include the names of individuals, companies, brands, and products. All of these names are fictitious and any similarity to actual people or business enterprises is entirely coincidental.

If you are viewing this information in softcopy, the photographs and color illustrations may not appear.

The drawings and specifications contained herein shall not be reproduced in whole or in part without the written permission of IBM.

IBM has prepared this information for use with the specific machines indicated. IBM makes no representations that it is suitable for any other purpose.

IBM's computer systems contain mechanisms designed to reduce the possibility of undetected data corruption or loss. This risk, however, cannot be eliminated. Users who experience unplanned outages, system failures, power fluctuations or outages, or component failures must verify the accuracy of operations performed and data saved or transmitted by the system at or near the time of the outage or failure. In addition, users must establish procedures to ensure that there is independent data verification before relying on such data in sensitive or critical operations. Users should periodically check IBM's support websites for updated information and fixes applicable to the system and related software.

Homologation statement

This product may not be certified in your country for connection by any means whatsoever to interfaces of public telecommunications networks. Further certification may be required by law prior to making any such connection. Contact an IBM representative or reseller for any questions.

Accessibility features for IBM Power Systems servers

Accessibility features assist users who have a disability, such as restricted mobility or limited vision, to use information technology content successfully.

Overview

The IBM Power Systems servers include the following major accessibility features:

- Keyboard-only operation
- Operations that use a screen reader

The IBM Power Systems servers use the latest W3C Standard, WAI-ARIA 1.0 (www.w3.org/TR/wai-aria/), to ensure compliance with US Section 508 (www.access-board.gov/guidelines-and-standards/communications-and-it/about-the-section-508-standards/section-508-standards) and Web Content Accessibility Guidelines (WCAG) 2.0 (www.w3.org/TR/WCAG20/). To take advantage of accessibility features, use the latest release of your screen reader and the latest web browser that is supported by the IBM Power Systems servers.

The IBM Power Systems servers online product documentation in IBM Knowledge Center is enabled for accessibility. The accessibility features of IBM Knowledge Center are described in the Accessibility section of the IBM Knowledge Center help (www.ibm.com/support/knowledgcenter/doc/kc_help.html#accessibility).

Keyboard navigation

This product uses standard navigation keys.

Interface information

The IBM Power Systems servers user interfaces do not have content that flashes 2 - 55 times per second.

The IBM Power Systems servers web user interface relies on cascading style sheets to render content properly and to provide a usable experience. The application provides an equivalent way for low-vision users to use system display settings, including high-contrast mode. You can control font size by using the device or web browser settings.

The IBM Power Systems servers web user interface includes WAI-ARIA navigational landmarks that you can use to quickly navigate to functional areas in the application.

Vendor software

The IBM Power Systems servers include certain vendor software that is not covered under the IBM license agreement. IBM makes no representation about the accessibility features of these products. Contact the vendor for accessibility information about its products.

Related accessibility information

In addition to standard IBM help desk and support websites, IBM has a TTY telephone service for use by deaf or hard of hearing customers to access sales and support services:

TTY service
800-IBM-3383 (800-426-3383)
(within North America)

For more information about the commitment that IBM has to accessibility, see IBM Accessibility (www.ibm.com/able).

Privacy policy considerations

IBM Software products, including software as a service solutions, (“Software Offerings”) may use cookies or other technologies to collect product usage information, to help improve the end user experience, to tailor interactions with the end user, or for other purposes. In many cases no personally identifiable information is collected by the Software Offerings. Some of our Software Offerings can help enable you to collect personally identifiable information. If this Software Offering uses cookies to collect personally identifiable information, specific information about this offering’s use of cookies is set forth below.

This Software Offering does not use cookies or other technologies to collect personally identifiable information.

If the configurations deployed for this Software Offering provide you as the customer the ability to collect personally identifiable information from end users via cookies and other technologies, you should seek your own legal advice about any laws applicable to such data collection, including any requirements for notice and consent.

For more information about the use of various technologies, including cookies, for these purposes, see IBM’s Privacy Policy at <http://www.ibm.com/privacy> and IBM’s Online Privacy Statement at <http://www.ibm.com/privacy/details> the section entitled “Cookies, Web Beacons and Other Technologies” and the “IBM Software Products and Software-as-a-Service Privacy Statement” at <http://www.ibm.com/software/info/product-privacy>.

Trademarks

IBM, the IBM logo, and ibm.com are trademarks or registered trademarks of International Business Machines Corp., registered in many jurisdictions worldwide. Other product and service names might be trademarks of IBM or other companies. A current list of IBM trademarks is available on the web at Copyright and trademark information at www.ibm.com/legal/copytrade.shtml.

INFINIBAND, InfiniBand Trade Association, and the INFINIBAND design marks are trademarks and/or service marks of the INFINIBAND Trade Association.

Linux is a registered trademark of Linus Torvalds in the United States, other countries, or both.

Java and all Java-based trademarks and logos are trademarks or registered trademarks of Oracle and/or its affiliates.

UNIX is a registered trademark of The Open Group in the United States and other countries.

Electronic emission notices

When attaching a monitor to the equipment, you must use the designated monitor cable and any interference suppression devices supplied with the monitor.

Class A Notices

The following Class A statements apply to the IBM servers that contain the POWER8 processor and its features unless designated as electromagnetic compatibility (EMC) Class B in the feature information.

Federal Communications Commission (FCC) Statement

Note: This equipment has been tested and found to comply with the limits for a Class A digital device, pursuant to Part 15 of the FCC Rules. These limits are designed to provide reasonable protection against harmful interference when the equipment is operated in a commercial environment. This equipment generates, uses, and can radiate radio frequency energy and, if not installed and used in accordance with the instruction manual, may cause harmful interference to radio communications. Operation of this equipment in a residential area is likely to cause harmful interference, in which case the user will be required to correct the interference at his own expense.

Properly shielded and grounded cables and connectors must be used in order to meet FCC emission limits. IBM is not responsible for any radio or television interference caused by using other than recommended cables and connectors or by unauthorized changes or modifications to this equipment. Unauthorized changes or modifications could void the user's authority to operate the equipment.

This device complies with Part 15 of the FCC rules. Operation is subject to the following two conditions: (1) this device may not cause harmful interference, and (2) this device must accept any interference received, including interference that may cause undesired operation.

Industry Canada Compliance Statement

CAN ICES-3 (A)/NMB-3(A)

European Community Compliance Statement

This product is in conformity with the protection requirements of EU Council Directive 2014/30/EU on the approximation of the laws of the Member States relating to electromagnetic compatibility. IBM cannot accept responsibility for any failure to satisfy the protection requirements resulting from a non-recommended modification of the product, including the fitting of non-IBM option cards.

European Community contact:
IBM Deutschland GmbH
Technical Regulations, Abteilung M456
IBM-Allee 1, 71139 Ehningen, Germany
Tel: +49 800 225 5426
email: halloibm@de.ibm.com

Warning: This is a Class A product. In a domestic environment, this product may cause radio interference, in which case the user may be required to take adequate measures.

VCCI Statement - Japan

この装置は、クラスA 情報技術装置です。この装置を家庭環境で使用すると電波妨害を引き起こすことがあります。この場合には使用者が適切な対策を講ずるよう要求されることがあります。 VCCI-A

The following is a summary of the VCCI Japanese statement in the box above:

This is a Class A product based on the standard of the VCCI Council. If this equipment is used in a domestic environment, radio interference may occur, in which case, the user may be required to take corrective actions.

Japan Electronics and Information Technology Industries Association Statement

This statement explains the Japan JIS C 61000-3-2 product wattage compliance.

(一社) 電子情報技術産業協会 高調波電流抑制対策実施
要領に基づく定格入力電力値： Knowledge Centerの各製品の
仕様ページ参照

This statement explains the Japan Electronics and Information Technology Industries Association (JEITA) statement for products less than or equal to 20 A per phase.

高調波電流規格 JIS C 61000-3-2 適合品

This statement explains the JEITA statement for products greater than 20 A, single phase.

高調波電流規格 JIS C 61000-3-2 準用品

本装置は、「高圧又は特別高圧で受電する需要家の高調波抑制対策ガイドライン」対象機器（高調波発生機器）です。

- 回路分類 : 6 (単相、PFC回路付)
- 換算係数 : 0

This statement explains the JEITA statement for products greater than 20 A per phase, three-phase.

高調波電流規格 JIS C 61000-3-2 準用品

本装置は、「高圧又は特別高圧で受電する需要家の高調波抑制対策ガイドライン」対象機器（高調波発生機器）です。

- 回路分類 : 5 (3相、PFC回路付)
- 換算係数 : 0

Electromagnetic Interference (EMI) Statement - People's Republic of China

声 明

此为 A 级产品,在生活环境中,
该产品可能会造成无线电干扰。
在这种情况下,可能需要用户对其
干扰采取切实可行的措施。

Declaration: This is a Class A product. In a domestic environment this product may cause radio interference in which case the user may need to perform practical action.

Electromagnetic Interference (EMI) Statement - Taiwan

警告使用者：

這是甲類的資訊產品，在
居住的環境中使用時，可
能會造成射頻干擾，在
這種情況下，使用者會被
要求採取某些適當的對策。

The following is a summary of the EMI Taiwan statement above.

Warning: This is a Class A product. In a domestic environment this product may cause radio interference in which case the user will be required to take adequate measures.

IBM Taiwan Contact Information:

台灣IBM 產品服務聯絡方式：
台灣國際商業機器股份有限公司
台北市松仁路7號3樓
電話：0800-016-888

Electromagnetic Interference (EMI) Statement - Korea

이 기기는 업무용 환경에서 사용할 목적으로 적합성평가를 받은 기기로서 가정용 환경에서 사용하는 경우 전파간섭의 우려가 있습니다.

Germany Compliance Statement

Deutschsprachiger EU Hinweis: Hinweis für Geräte der Klasse A EU-Richtlinie zur Elektromagnetischen Verträglichkeit

Dieses Produkt entspricht den Schutzanforderungen der EU-Richtlinie 2014/30/EU zur Angleichung der Rechtsvorschriften über die elektromagnetische Verträglichkeit in den EU-Mitgliedsstaaten und hält die Grenzwerte der EN 55022 / EN 55032 Klasse A ein.

Um dieses sicherzustellen, sind die Geräte wie in den Handbüchern beschrieben zu installieren und zu betreiben. Des Weiteren dürfen auch nur von der IBM empfohlene Kabel angeschlossen werden. IBM übernimmt keine Verantwortung für die Einhaltung der Schutzanforderungen, wenn das Produkt ohne Zustimmung von IBM verändert bzw. wenn Erweiterungskomponenten von Fremdherstellern ohne Empfehlung von IBM gesteckt/eingebaut werden.

EN 55022 / EN 55032 Klasse A Geräte müssen mit folgendem Warnhinweis versehen werden: "Warnung: Dieses ist eine Einrichtung der Klasse A. Diese Einrichtung kann im Wohnbereich Funk-Störungen verursachen; in diesem Fall kann vom Betreiber verlangt werden, angemessene Maßnahmen zu ergreifen und dafür aufzukommen."

Deutschland: Einhaltung des Gesetzes über die elektromagnetische Verträglichkeit von Geräten

Dieses Produkt entspricht dem "Gesetz über die elektromagnetische Verträglichkeit von Geräten (EMVG)". Dies ist die Umsetzung der EU-Richtlinie 2014/30/EU in der Bundesrepublik Deutschland.

Zulassungsbescheinigung laut dem Deutschen Gesetz über die elektromagnetische Verträglichkeit von Geräten (EMVG) (bzw. der EMC Richtlinie 2014/30/EU) für Geräte der Klasse A

Dieses Gerät ist berechtigt, in Übereinstimmung mit dem Deutschen EMVG das EG-Konformitätszeichen - CE - zu führen.

Verantwortlich für die Einhaltung der EMV Vorschriften ist der Hersteller:
International Business Machines Corp.
New Orchard Road

Armonk, New York 10504
Tel: 914-499-1900

Der verantwortliche Ansprechpartner des Herstellers in der EU ist:
IBM Deutschland GmbH
Technical Relations Europe, Abteilung M456
IBM-Allee 1, 71139 Ehningen, Germany
Tel: +49 (0) 800 225 5426
email: HalloIBM@de.ibm.com

Generelle Informationen:

Das Gerät erfüllt die Schutzanforderungen nach EN 55024 und EN 55022 / EN 55032 Klasse A.

Electromagnetic Interference (EMI) Statement - Russia

ВНИМАНИЕ! Настоящее изделие относится к классу А.
В жилых помещениях оно может создавать
радиопомехи, для снижения которых необходимы
дополнительные меры

Class B Notices

The following Class B statements apply to features designated as electromagnetic compatibility (EMC) Class B in the feature installation information.

Federal Communications Commission (FCC) Statement

This equipment has been tested and found to comply with the limits for a Class B digital device, pursuant to Part 15 of the FCC Rules. These limits are designed to provide reasonable protection against harmful interference in a residential installation.

This equipment generates, uses, and can radiate radio frequency energy and, if not installed and used in accordance with the instructions, may cause harmful interference to radio communications. However, there is no guarantee that interference will not occur in a particular installation.

If this equipment does cause harmful interference to radio or television reception, which can be determined by turning the equipment off and on, the user is encouraged to try to correct the interference by one or more of the following measures:

- Reorient or relocate the receiving antenna.
- Increase the separation between the equipment and receiver.
- Connect the equipment into an outlet on a circuit different from that to which the receiver is connected.
- Consult an IBM-authorized dealer or service representative for help.

Properly shielded and grounded cables and connectors must be used in order to meet FCC emission limits. Proper cables and connectors are available from IBM-authorized dealers. IBM is not responsible for any radio or television interference caused by unauthorized changes or modifications to this equipment. Unauthorized changes or modifications could void the user's authority to operate this equipment.

This device complies with Part 15 of the FCC rules. Operation is subject to the following two conditions: (1) this device may not cause harmful interference, and (2) this device must accept any interference received, including interference that may cause undesired operation.

Industry Canada Compliance Statement

CAN ICES-3 (B)/NMB-3(B)

European Community Compliance Statement

This product is in conformity with the protection requirements of EU Council Directive 2014/30/EU on the approximation of the laws of the Member States relating to electromagnetic compatibility. IBM cannot accept responsibility for any failure to satisfy the protection requirements resulting from a non-recommended modification of the product, including the fitting of non-IBM option cards.

European Community contact:
IBM Deutschland GmbH
Technical Regulations, Abteilung M456
IBM-Allee 1, 71139 Ehningen, Germany
Tel: +49 800 225 5426
email: halloibm@de.ibm.com

VCCI Statement - Japan

この装置は、クラスB情報技術装置です。この装置は、家庭環境で使用することを目的としていますが、この装置がラジオやテレビジョン受信機に近接して使用されると、受信障害を引き起こすことがあります。

取扱説明書に従って正しい取り扱いをして下さい。 VCCI-B

Japan Electronics and Information Technology Industries Association Statement

This statement explains the Japan JIS C 61000-3-2 product wattage compliance.

(一社) 電子情報技術産業協会 高調波電流抑制対策実施
要領に基づく定格入力電力値 : Knowledge Centerの各製品の
仕様ページ参照

This statement explains the Japan Electronics and Information Technology Industries Association (JEITA) statement for products less than or equal to 20 A per phase.

高調波電流規格 JIS C 61000-3-2 適合品

This statement explains the JEITA statement for products greater than 20 A, single phase.

高調波電流規格 JIS C 61000-3-2 準用品

本装置は、「高圧又は特別高圧で受電する需要家の高調波抑制対策ガイドライン」対象機器（高調波発生機器）です。

- 回路分類 : 6 (単相、PFC回路付)
- 換算係数 : 0

This statement explains the JEITA statement for products greater than 20 A per phase, three-phase.

高調波電流規格 JIS C 61000-3-2 準用品

本装置は、「高圧又は特別高圧で受電する需要家の高調波抑制対策ガイドライン」対象機器（高調波発生機器）です。

- 回路分類 : 5 (3相、PFC回路付)
- 換算係数 : 0

IBM Taiwan Contact Information

台灣IBM 產品服務聯絡方式：
台灣國際商業機器股份有限公司
台北市松仁路7號3樓
電話：0800-016-888

Germany Compliance Statement

Deutschsprachiger EU Hinweis: Hinweis für Geräte der Klasse B EU-Richtlinie zur Elektromagnetischen Verträglichkeit

Dieses Produkt entspricht den Schutzanforderungen der EU-Richtlinie 2014/30/EU zur Angleichung der Rechtsvorschriften über die elektromagnetische Verträglichkeit in den EU-Mitgliedsstaaten und hält die Grenzwerte der EN 55022/ EN 55032 Klasse B ein.

Um dieses sicherzustellen, sind die Geräte wie in den Handbüchern beschrieben zu installieren und zu betreiben. Des Weiteren dürfen auch nur von der IBM empfohlene Kabel angeschlossen werden. IBM übernimmt keine Verantwortung für die Einhaltung der Schutzanforderungen, wenn das Produkt ohne Zustimmung von IBM verändert bzw. wenn Erweiterungskomponenten von Fremdherstellern ohne Empfehlung von IBM gesteckt/eingebaut werden.

Deutschland: Einhaltung des Gesetzes über die elektromagnetische Verträglichkeit von Geräten

Dieses Produkt entspricht dem "Gesetz über die elektromagnetische Verträglichkeit von Geräten (EMVG)". Dies ist die Umsetzung der EU-Richtlinie 2014/30/EU in der Bundesrepublik Deutschland.

Zulassungsbescheinigung laut dem Deutschen Gesetz über die elektromagnetische Verträglichkeit von Geräten (EMVG) (bzw. der EMC Richtlinie 2014/30/EU) für Geräte der Klasse B

Dieses Gerät ist berechtigt, in Übereinstimmung mit dem Deutschen EMVG das EG-Konformitätszeichen - CE - zu führen.

Verantwortlich für die Einhaltung der EMV Vorschriften ist der Hersteller:
International Business Machines Corp.
New Orchard Road
Armonk, New York 10504
Tel: 914-499-1900

Der verantwortliche Ansprechpartner des Herstellers in der EU ist:
IBM Deutschland GmbH
Technical Relations Europe, Abteilung M456
IBM-Allee 1, 71139 Ehningen, Germany
Tel: +49 (0) 800 225 5426
email: HalloIBM@de.ibm.com

Generelle Informationen:

Das Gerät erfüllt die Schutzanforderungen nach EN 55024 und EN 55022/ EN 55032 Klasse B.

Terms and conditions

Permissions for the use of these publications are granted subject to the following terms and conditions.

Applicability: These terms and conditions are in addition to any terms of use for the IBM website.

Personal Use: You may reproduce these publications for your personal, noncommercial use provided that all proprietary notices are preserved. You may not distribute, display or make derivative works of these publications, or any portion thereof, without the express consent of IBM.

Commercial Use: You may reproduce, distribute and display these publications solely within your enterprise provided that all proprietary notices are preserved. You may not make derivative works of these publications, or reproduce, distribute or display these publications or any portion thereof outside your enterprise, without the express consent of IBM.

Rights: Except as expressly granted in this permission, no other permissions, licenses or rights are granted, either express or implied, to the publications or any information, data, software or other intellectual property contained therein.

IBM reserves the right to withdraw the permissions granted herein whenever, in its discretion, the use of the publications is detrimental to its interest or, as determined by IBM, the above instructions are not being properly followed.

You may not download, export or re-export this information except in full compliance with all applicable laws and regulations, including all United States export laws and regulations.

IBM MAKES NO GUARANTEE ABOUT THE CONTENT OF THESE PUBLICATIONS. THE PUBLICATIONS ARE PROVIDED "AS-IS" AND WITHOUT WARRANTY OF ANY KIND, EITHER EXPRESSED OR IMPLIED, INCLUDING BUT NOT LIMITED TO IMPLIED WARRANTIES OF MERCHANTABILITY, NON-INFRINGEMENT, AND FITNESS FOR A PARTICULAR PURPOSE.

