

BusinessConnect 2014

A New Era of Smart



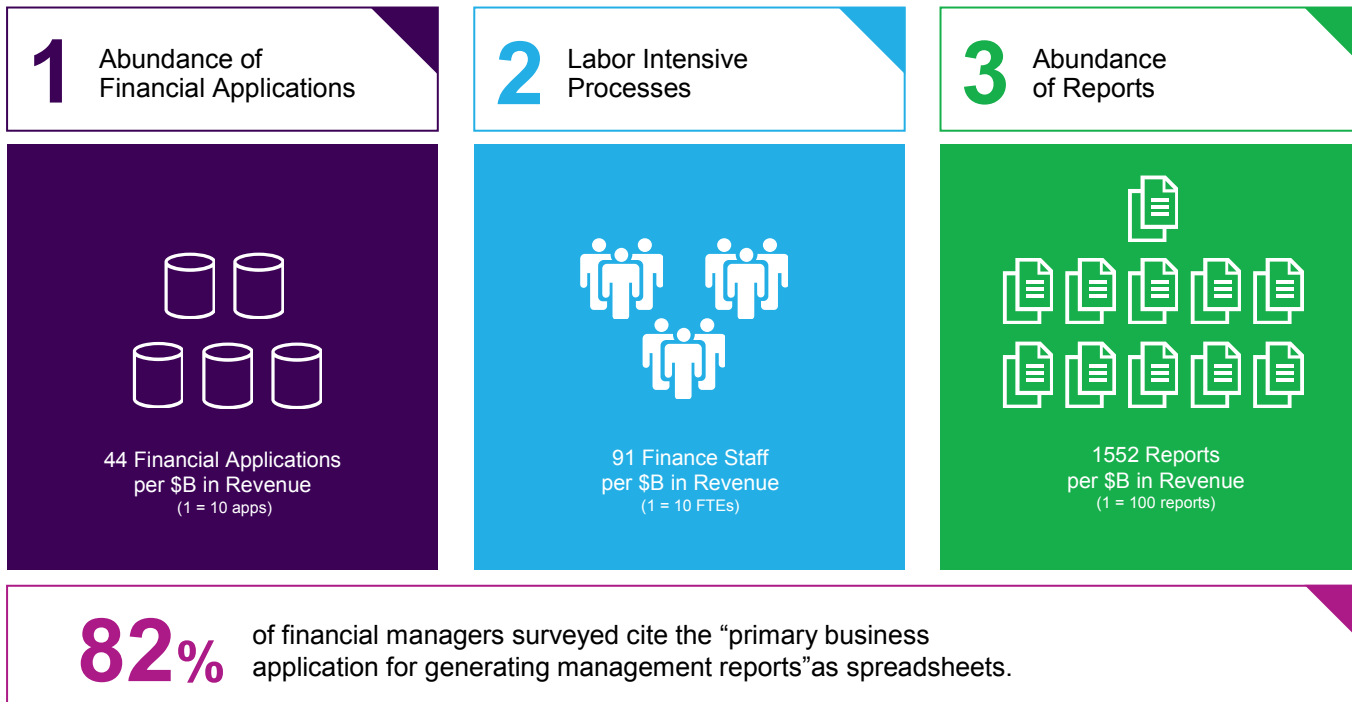
Achieve a Faster, More Accurate Financial Closure

Samir Parey

Principal Solution Specialist - Business Analytics
Performance Management & GRC



Today's organizations are facing many **NEW CHALLENGES** with primitive tools and practices



Source: **Technology in Finance Study**, The Hackett Group, 2012

What Customers Struggle With

Lack Of **Time**, Limited **Control**, Lower **Confidence**

1. Long time to complete

- Manual processes to identify and organize data dominate most narrative reports
- Limited visibility in to the progress
- Highly paid intelligent people doing low value, time-consuming tasks and checks
- **Little to no time to perform analysis and provide insight for decision makers**

2. Challenges with data management-control

- Error-prone activities repeated over and over again that involve re-keying information into different forms and reports
- Inability to easily compare reporting versions
- Slow response to changing requirements
- **Have to compromise on volume and velocity of reports**

3. Incomplete and/or inaccurate information - confidence

- People can make mistakes
- Little or no security, controls, audit trail or transparency
- Unable to completely incorporate business review and analysis with financial reports
- **Decisions are made on incorrect data**



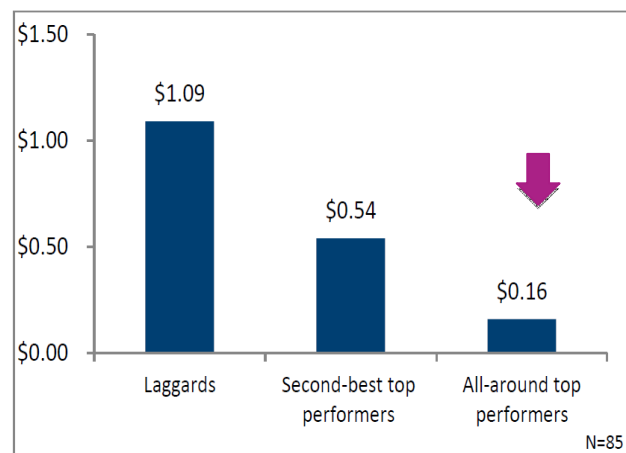
Gaps are Pervasive & Have Direct Impact on Performance

- The challenges associated with manual processes and gaps in existing technology are not just in External Reporting—they are pervasive throughout the Finance organization
- All this extra work on low value activities steals time from higher value analysis

Laggards not effective or efficient...

- Too much time spent on manual data collection & creating reports by hand—causing delays in critical reports and analysis
- Over-reliance on personal productivity tools & email lead to longer cycle times and less accuracy in reports
- Execution, data accuracy & control challenges are pervasive

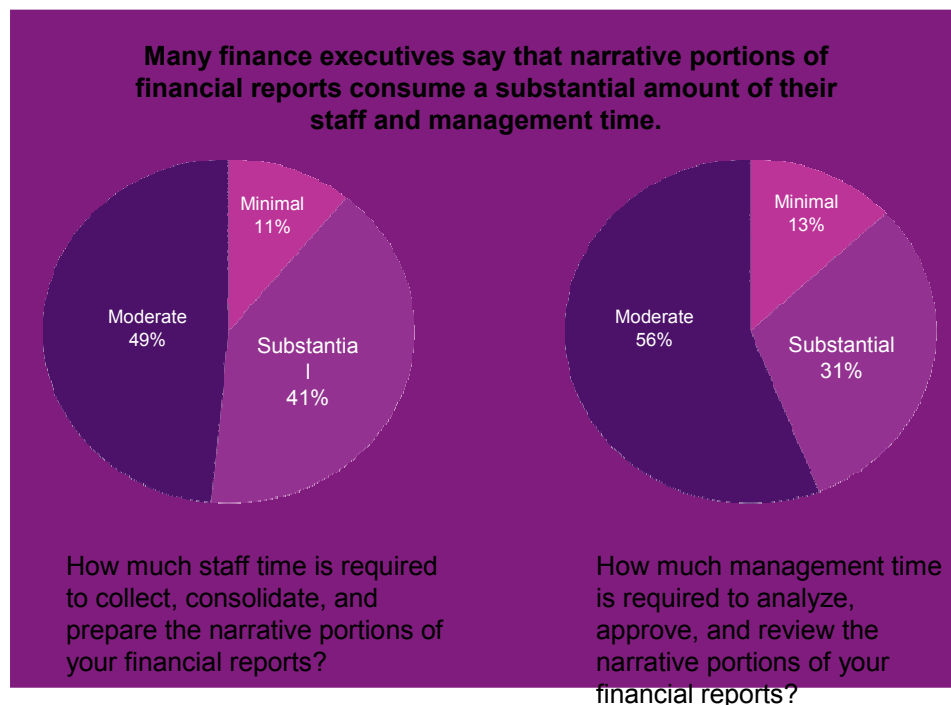
Total Cost of Financial Reporting per \$1,000 in Revenue



What's the value of a Narrative Reporting Platform?

Reporting Beyond Charts & Graphs

- Decisions can no longer just be made based **on numbers alone**
- Executives and managers want **detailed analysis (narrative)** to support the data before making **critical business decisions**
- Need to join **financial, operational, and statistical** data with detailed **qualitative analysis** in a **fluid and dynamic** environment

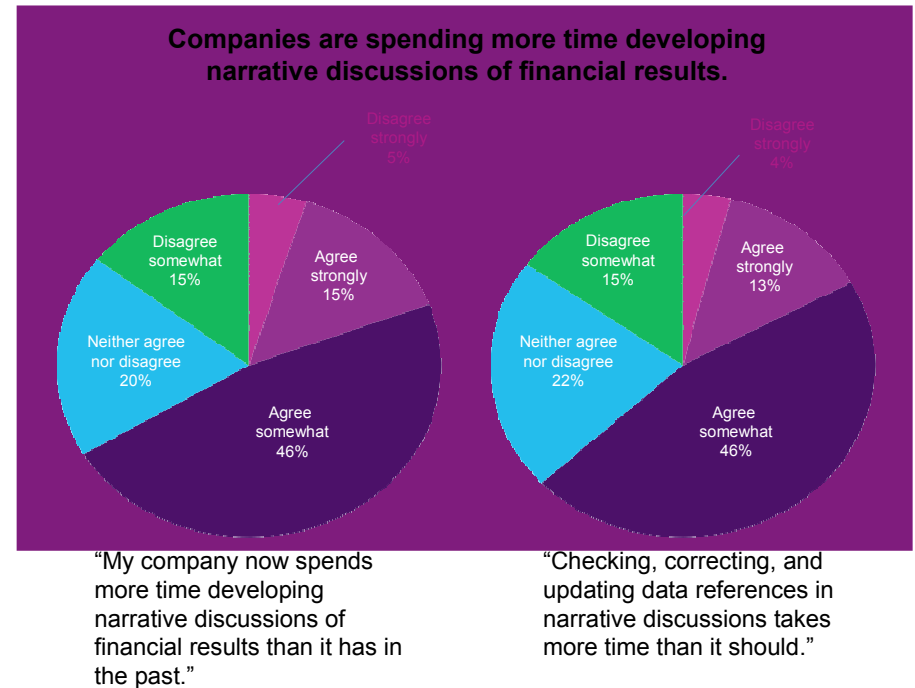
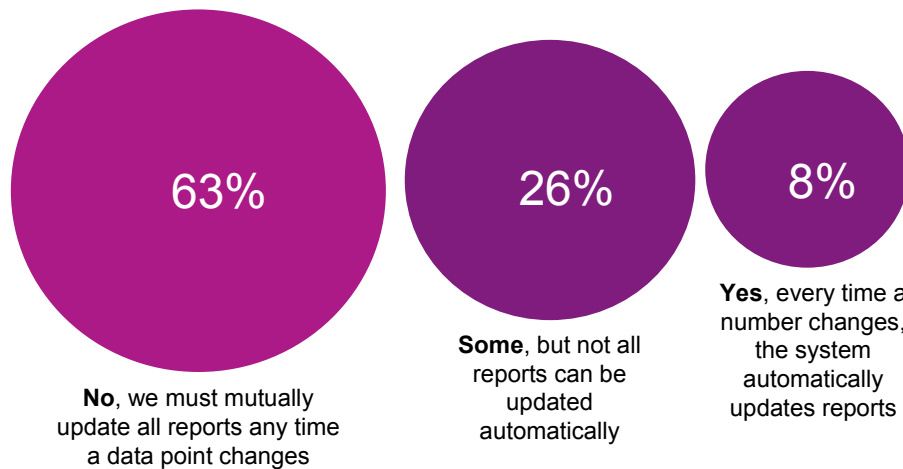


* July 2012 Linking Numbers and Narratives: Correlating Quantitative Reports with Qualitative Analysis

Poor Practices—Directly Impact Performance.

Few companies are able to take advantage of the benefits of automation in updating the narrative portions of financial reports.

Do your company's information systems automatically update narrative analysis and discussions any time an underlying data point changes?



How do the existing processes and tools used to manage and support critical management reporting activities impact your organization's ability to access, analyze and present insights to drive value?



* July 2012 Linking Numbers and Narratives: Correlating Quantitative Reports with Qualitative Analysis

Lack of Confidence in the Process, Reports, & Data



CFO: This is **not** the data that we have... why is your data different? And where is the analysis I asked for?



IBM Performance Management Solution



The Close, Consolidate, Report Process



First Mile

Data quality and control system for collection and reconciliation

Consolidation

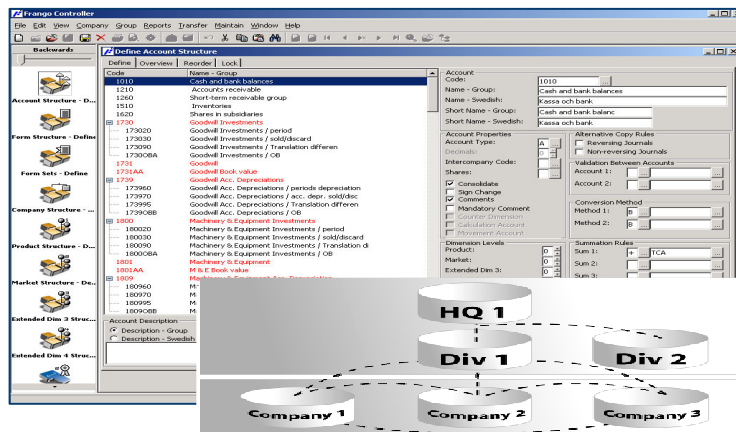
Financial consolidation and systems for processing and preparation

Last Mile

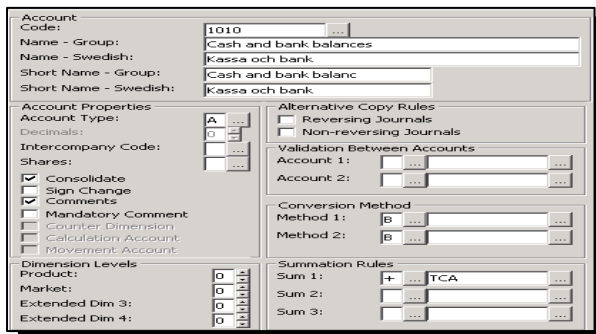
Leveraging financial data trapped in the close process for reporting Certifying and publishing external documents



IBM Cognos Consolidation



- Built-in Financial Intelligence
- Deep Consolidation Functions
- Multi Jurisdictional GAAP Reporting
- Familiar Web & Excel User Interface
- Consolidation Workflow
- Configurable data submission process
- 260+ Working Reports – Out of the Box
- Command Centre Visibility – Group & Company

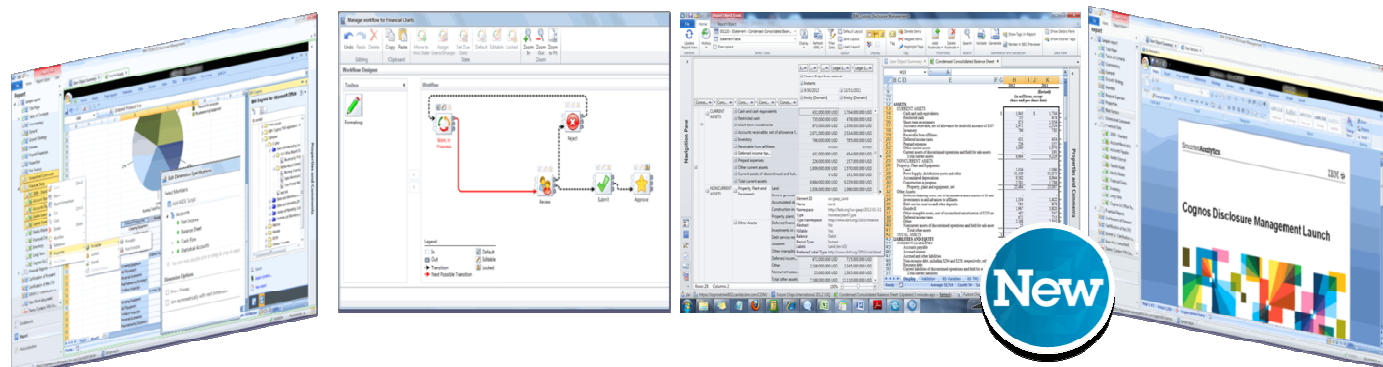


- Application Configuration Approach
- Financed Operated/Managed
- Rapid Time to Value



Cognos Disclosure Management 10.2.1

One platform for internal / management and external financial reporting



Load and leverage spreadsheets
Connect easily to all data
Design intelligent process and automation
Integrate numbers with narratives



Tagging functionality – e.g., XBRL
Edgar Conversion for SEC filing
XBRL – Analytics and auditing functionality
Enhanced integration and workflow


Available on premise and on cloud



A secure, reliable reporting and analysis solution that converges performance data and BI reports with robust narrative analysis in a collaborative and controlled environment



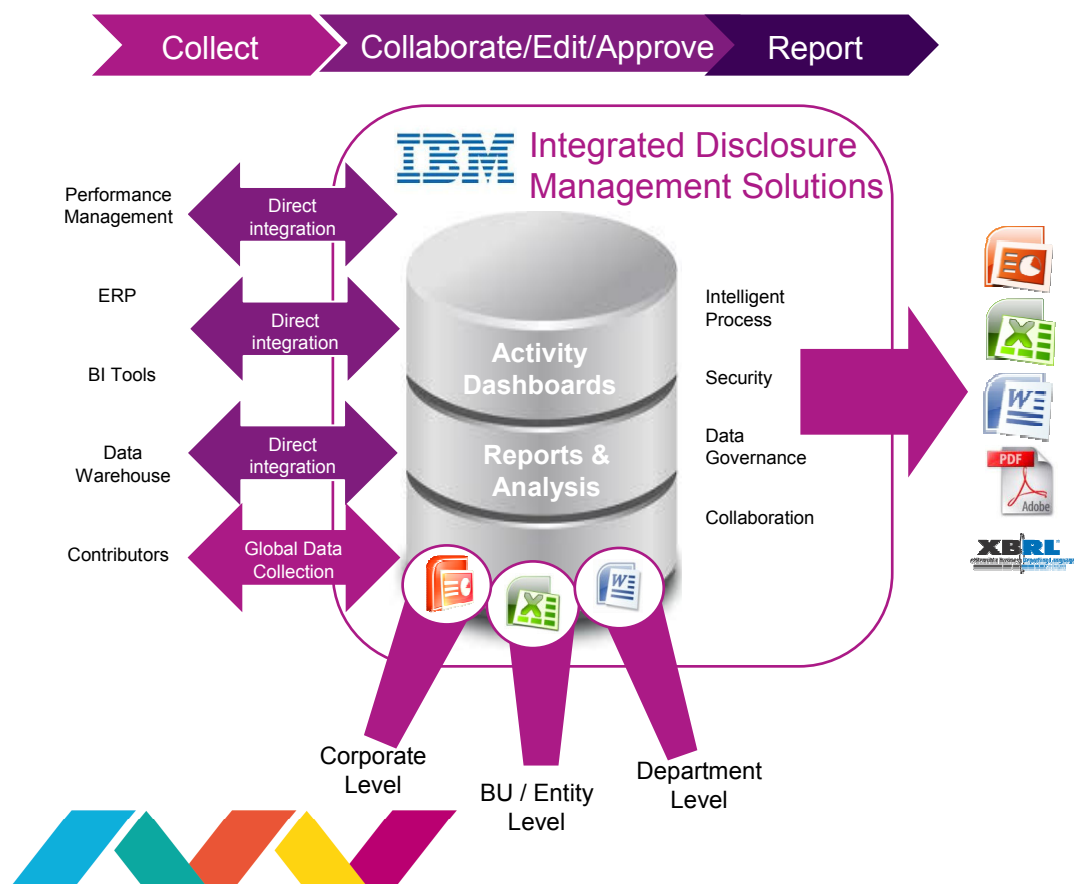
New Deployment Options



Cognos Disclosure
Management on Cloud



IBM Cognos Disclosure Management — How It Works



- A secure enterprise-scalable reporting & analysis solution
- Leverages the tools already in use: Microsoft Word and Excel
- Direct access to source data means data and analysis dynamically updates in reports
- Powerful, collaborative environment
- Workflow and task management
- Embedded controls, security & validation
- Publish highly consumable reports and analysis in multiple output formats
- Integrated Tagging capabilities for multiple purposes

Trademarks and notes

IBM Corporation 2014

- IBM, the IBM logo, and ibm.com are trademarks or registered trademarks of International Business Machines Corporation in the United States, other countries, or both. If these and other IBM trademarked terms are marked on their first occurrence in this information with the appropriate symbol (® or ™), these symbols indicate U.S. registered or common law trademarks owned by IBM at the time this information was published. Such trademarks may also be registered or common law trademarks in other countries. A current list of IBM trademarks is available on the Web at ["Copyright and trademark information"](http://www.ibm.com/legal/copytrade.shtml) at www.ibm.com/legal/copytrade.shtml.
- Other company, product, and service names may be trademarks or service marks of others.
- References in this publication to IBM products or services do not imply that IBM intends to make them available in all countries in which IBM operates.

