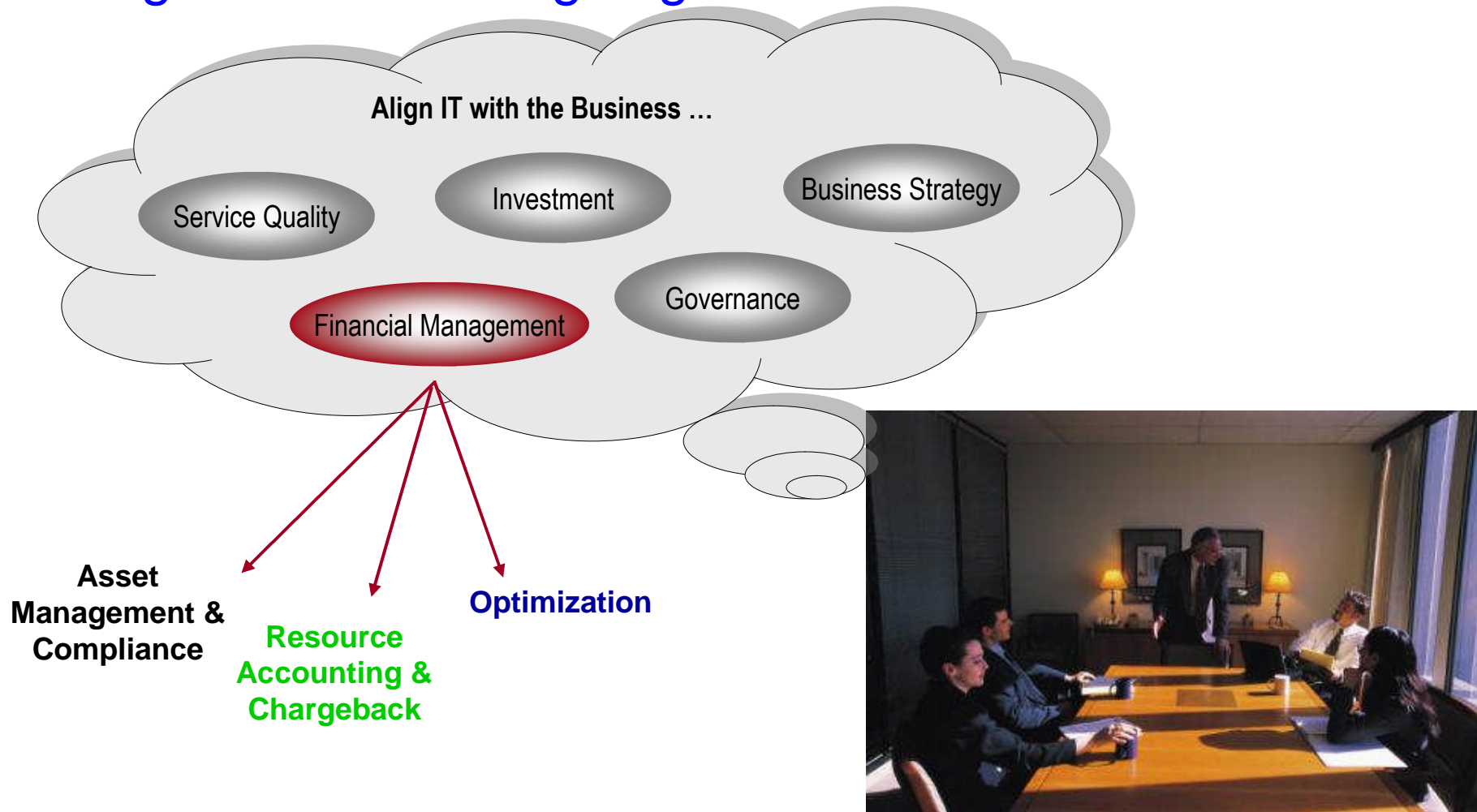


Agenda

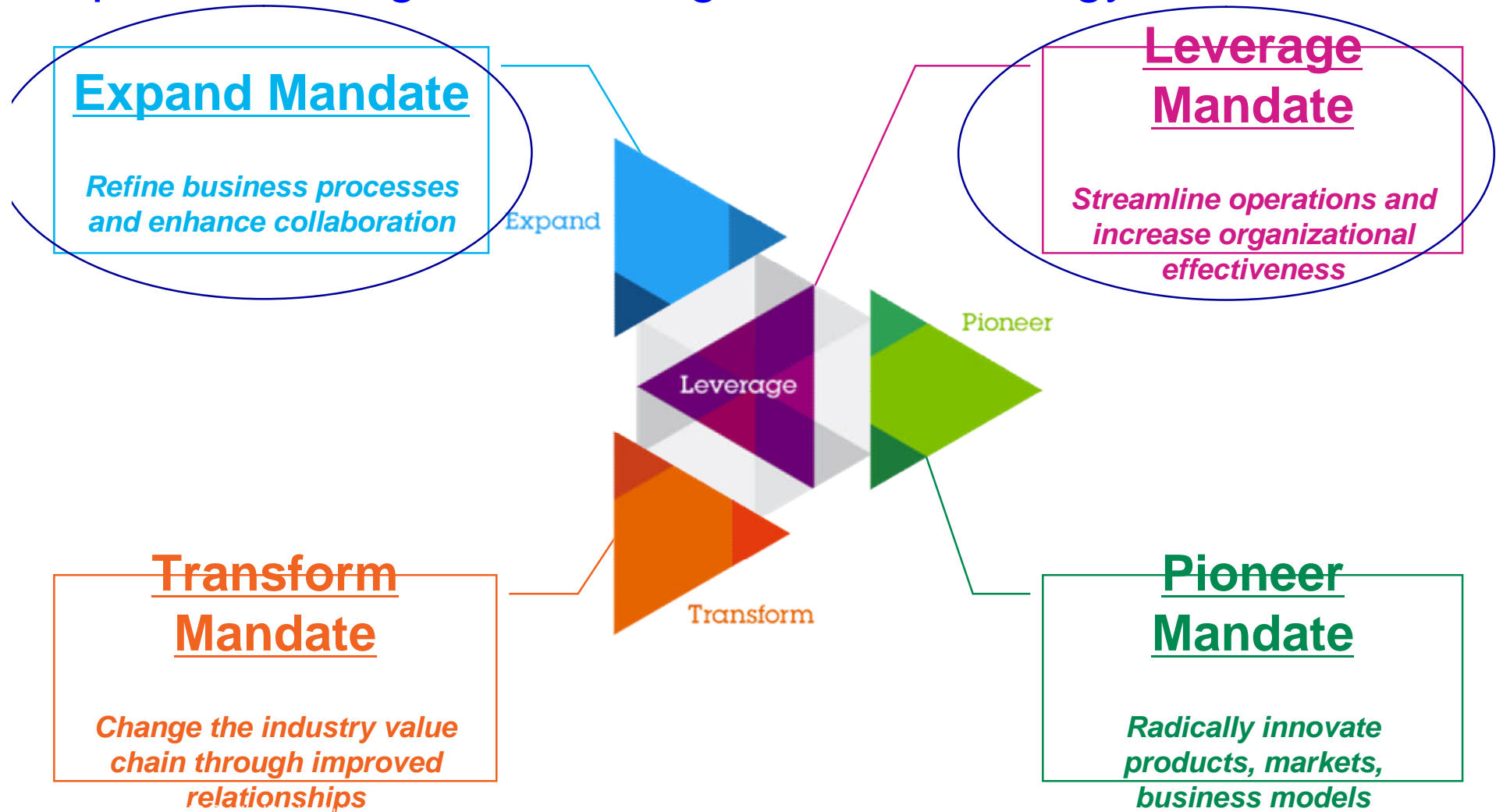
- **Discovery & Asset Mgmt Business Drivers**
- **IBM Software Asset Management Overview**
- **IBM Solutions:**
 - Tivoli Asset Discovery for z/OS
 - SmartCloud Control Desk
- **Benefits and Discussion**



Increased focus on IT Asset and Financial Management when aligning IT with Business Goals.

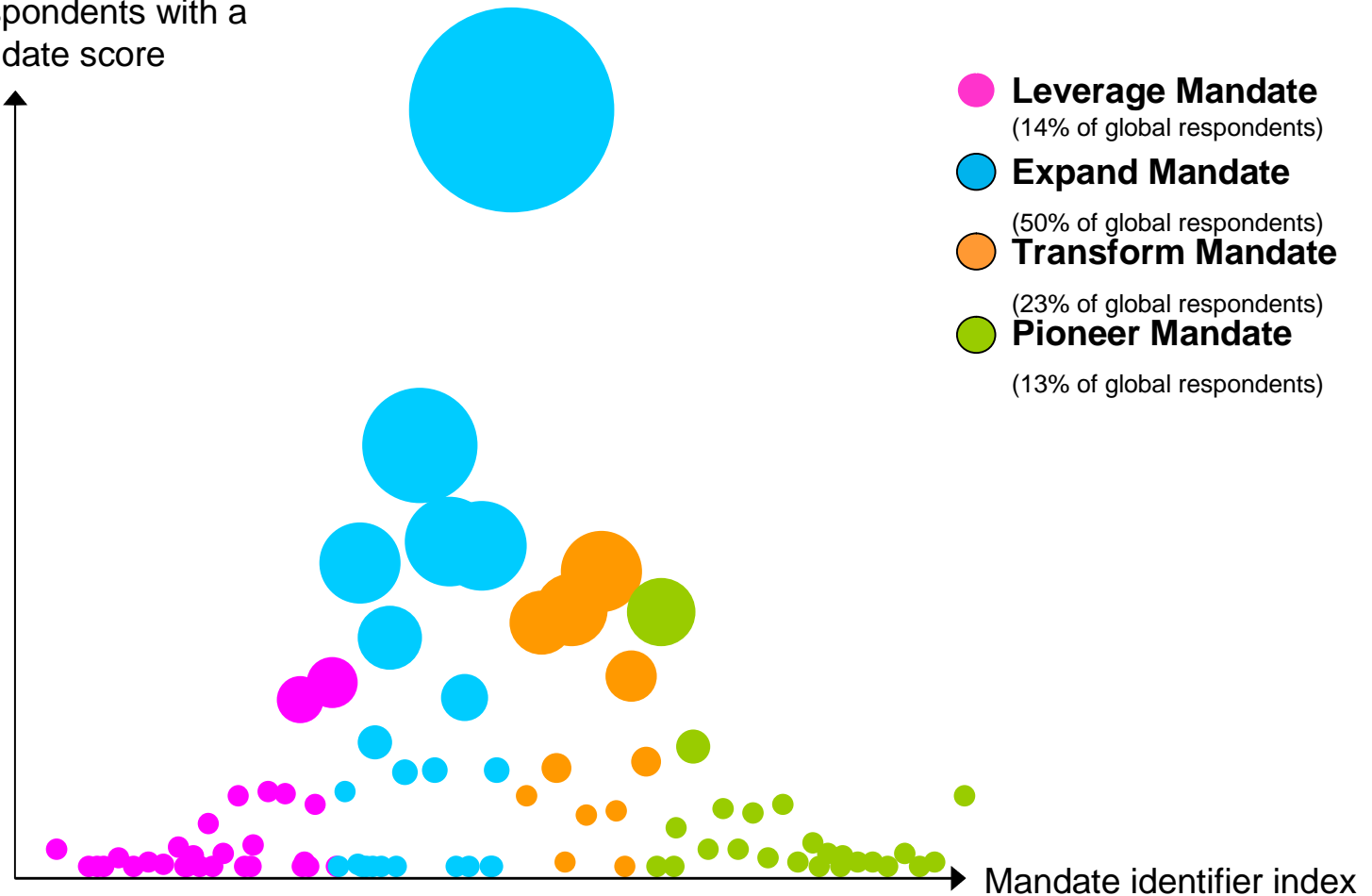


CIO mandates come with distinct characteristics that line up with the organization's goals and strategy



Iterative analysis of CIO answers identified the response distribution across all mandates

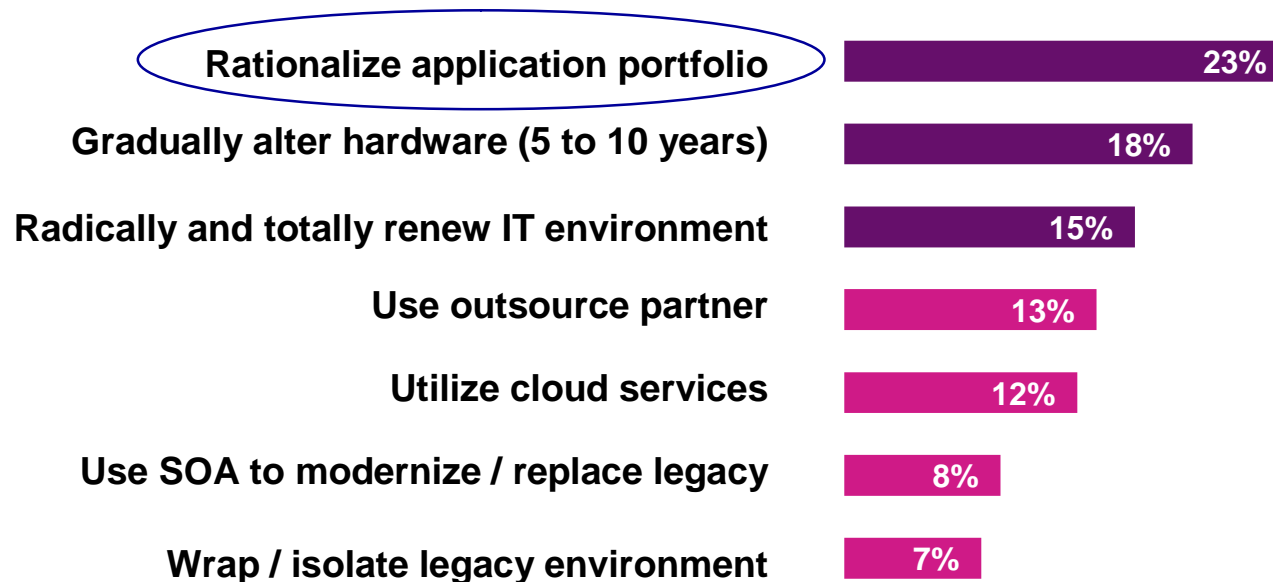
Number of respondents with a particular mandate score



Source: 2011 CIO Study, Questions D1 to D4: "How does your business look at the role of IT?" (n=3,018): IBV Analysis

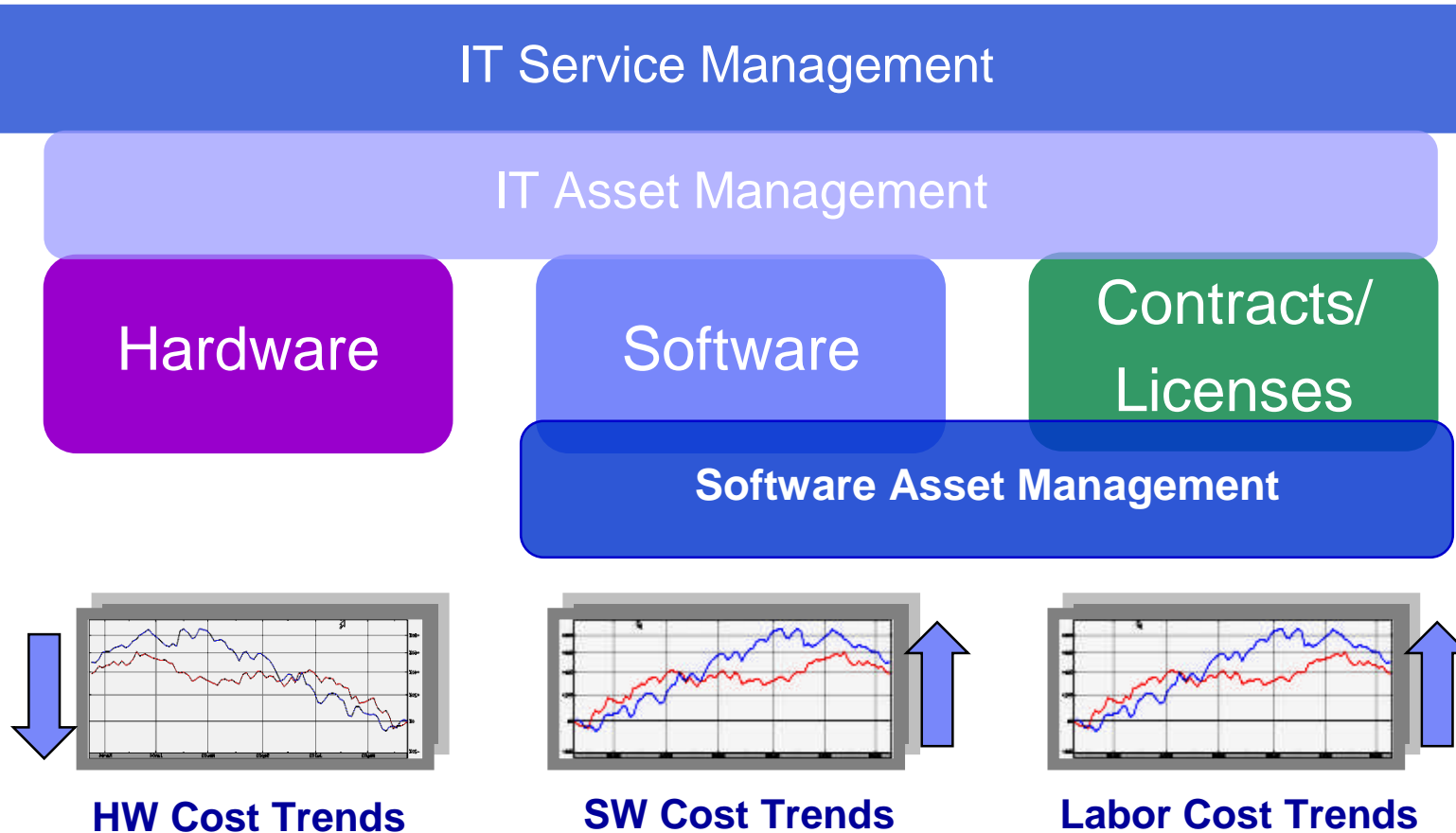
Leverage Mandate CIOs continually review legacy environment, including hardware and application portfolio

How CIOs plan to control / reduce legacy cost *(allocation of 100 points across 7 activities)*



Source: 2011 CIO Study, Q16: "How do you plan to control and/or reduce the costs of your Legacy environment in the next 3 to 5 years?" (n=2,417); percentages represent average percentage; figures may not total to 100% as "Other" priorities have not been included

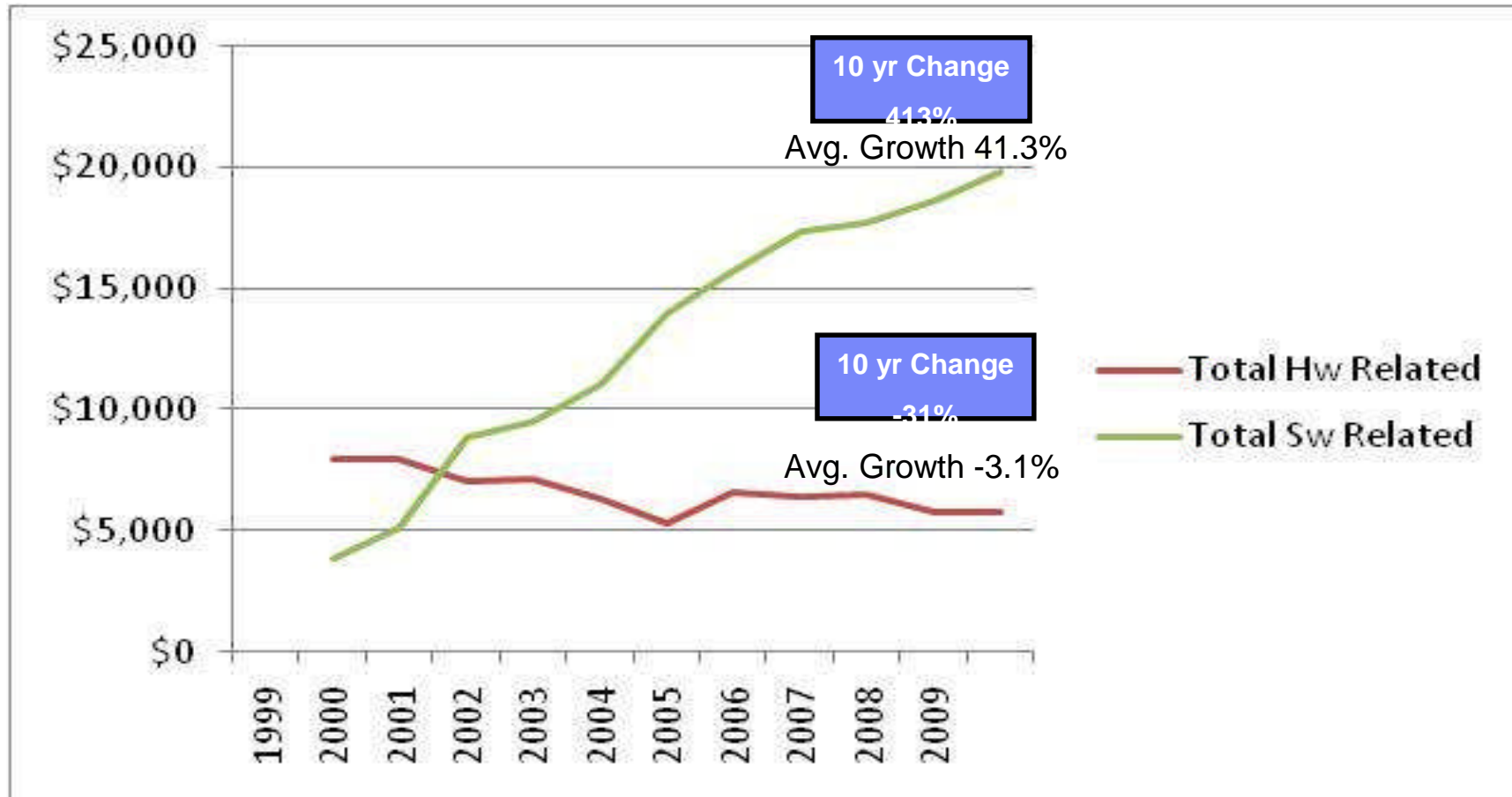
Why is Software Asset Management (SAM) Important?



Enterprises that begin an asset management program experience up to a 30% reduction in costs the first year.. and continue savings of 5-10% for the next 5 years

Real Customer Example Costing Initiative

Average Hardware / Software (\$000's)



Common Customer Challenges in Asset Management

- Lack of centralized **cross-platform data repository**
 - software inventory
 - product use activity
 - contractual and financial information
- **Rapid business change** causes unexpected software spending and inefficient software deployment
- **Complexities of license metrics**, terms & conditions, and software deployment
- **No clear knowledge** of what software is installed, how much it is being used and who is using it
- Most software asset management practices **lack the maturity** to drive maximum business value



Who are the key Stakeholders ?



What should Software Asset Management tell me ?

Condition

- I have it
- I use it
- No contract for it

Benefit

- ✓ Reduce license compliance exposure

Condition

- I have it
- I use it
- I'm contracted for it

Benefit

- ✓ Leverage contract negotiations and invoice validation

Condition

- I don't have it
- I don't use it
- I'm contracted for it

Benefit

- ✓ Cancel maintenance or verify installation

Condition

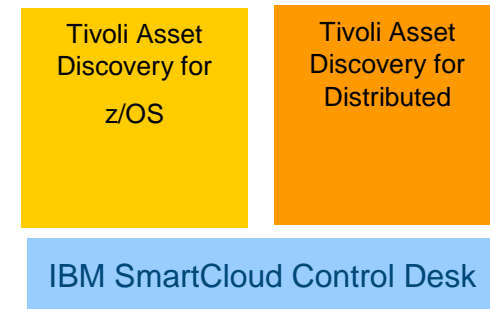
- I have it
- I don't use it
- I'm contracted for it

Benefit

- ✓ Eliminate unnecessary licenses

IT Asset Management Portfolio

- **Tivoli Asset Discovery for z/OS (TADz)**
 - Provides discovery and identification services for the z/OS platform
 - Monitors software usage and trends
 - Reports on the MIPS capacity of each LPAR under which software is running
 - Provides reporting for inventory and usage
 - Standalone product that integrates with SmartCloud Control Desk
- **Tivoli Asset Discovery for Distributed**
 - Provides discovery and identification services for distributed platforms
 - Monitors software usage and trends
 - Provides license usage for virtual environments including VMWare
 - Provides reporting for inventory and usage
 - Standalone product that integrates with SmartCloud Control Desk
- **IBM SmartCloud Control Desk**
 - Comprehensive IT Asset Lifecycle Management support
 - Includes support for SAM including full support for Software License Management



Tivoli Asset Discovery for z/OS

Software Management for the Mainframe



Tivoli Asset Discovery for z/OS identifies software inventory, measures use activity and can link to license entitlements to help manage software costs and license compliance

R



Get the most for your budget

O



Financial accountability

I



Protect against losing money


“With Tivoli software, we can better align software usage with end-user needs while reducing costs.”

–Bob Becker

**Principal Information
Technology Consultant, Farmers
Group Inc., a subsidiary of
Zurich Financial Services Group**

TADz - Key value to z/OS Operations Management

- z/OS products and applications are SHARED by many users and business units.
 - **Managing this shared environment relies on educated guesswork unless you have automated tools and up-to-date knowledge bases** to continually understand z/OS software usage
 - TADz helps customers **avoid possible large revenue losses due to unexpected outages**
 - TADz shows exactly where products & applications are deployed and which jobs/userids are using them. This enables **better software upgrade planning, change control and support**
 - Plan and verify **Disaster Recovery** systems have the necessary product libraries replicated to support business critical applications.
- Many z/OS customers have older SW versions and inherited systems
 - In order to **effectively manage inherited/merged environments** it is critical to understand product usage
 - **Reduce support costs and software license costs by consolidating environments**
 - Planning and smoothing migrations is greatly assisted by inspecting product usage with TADz's interactive web reporting.

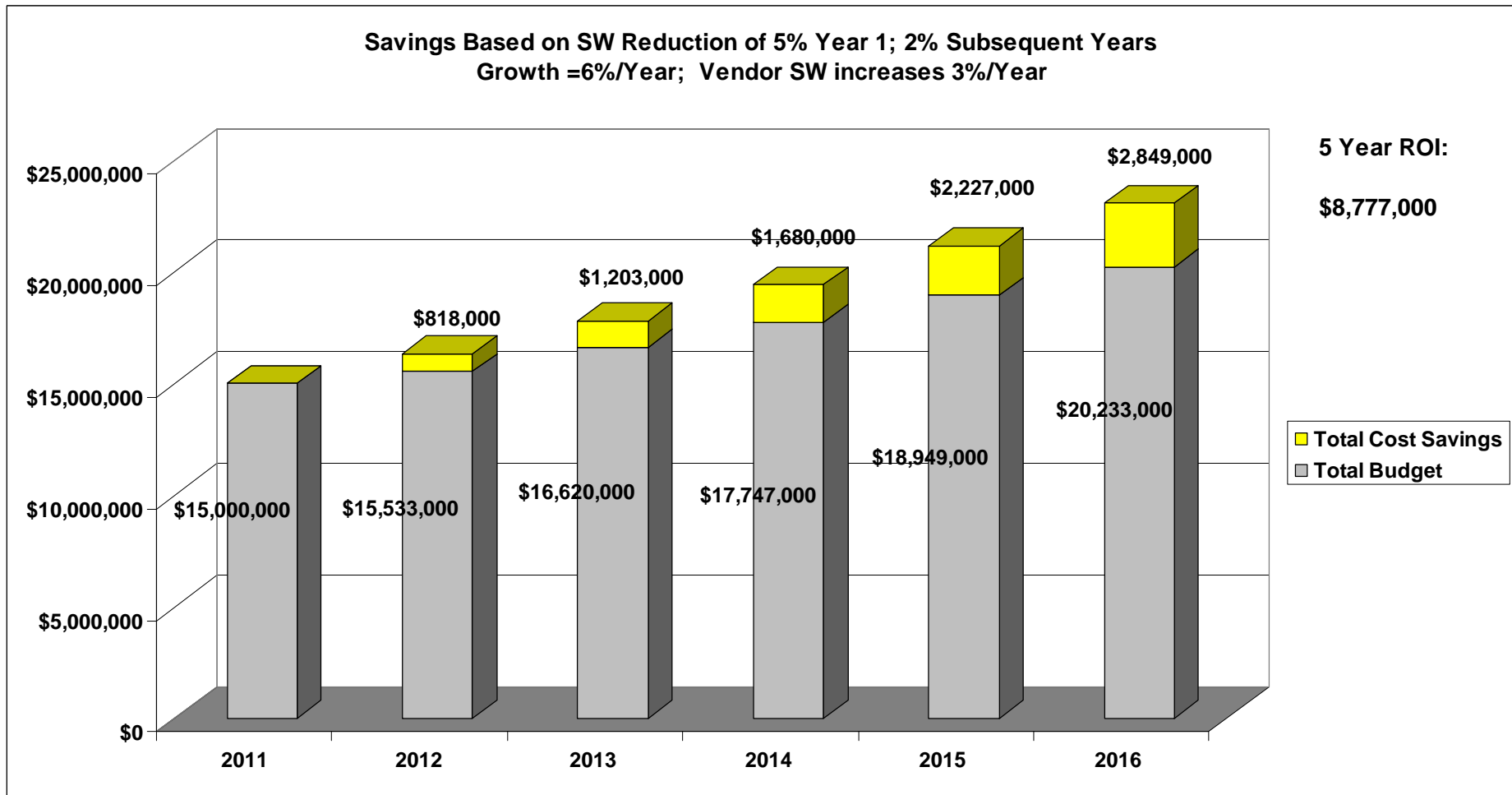


TADz – Key to z/OS Financial Management

- **Visualizing and Controlling large SW footprints and budgets**
 - Since z/OS products are SHARED by many users and business units, it is very hard to determine how to **get the best value from your software budget.**
- **Optimizing sub-capacity licenses**
 - TADz trend graphs have easy drill down to see who is using the software
 - This enables customers to **make sure monthly sub-capacity license charges do not grow out of control** and possibly adjust where software is accessed to **reduce charges.**
- **Addressing license compliance requirements for z/OS products**



Conservative ROI



ROI Actions: Controlling and Reducing License Charges

- **Drop products that are no longer being used**
- **Consolidate the number of products:**
 - Consolidate similar products
 - Consolidate product versions
- **Consolidate the number of machines covered by the product licenses**
 - Consolidate product usage to LPARs that are optimal for SCRT billing
 - Consolidate products across systems that have been brought together from outsourcing or company acquisitions
- **Enhance Vendor contract negotiations**
- **Verify that your deployed z/OS products comply with license terms & conditions:**
 - Avoid an audit from detecting illegal product deployments, which can lead to a retrospective bill that was not originally budgeted for

- **In order to do this, you need to be able to inspect product usage details !**




Tivoli Asset Discovery for z/OS

Tivoli Asset
Discovery for
z/OS

Tivoli Asset
Discovery for
Distributed

IBM SmartCloud Control
Desk

- **z/OS discovery service**
- **Product identification**
 - Product Feature identification
 - Version, Release, Mod
- **Where the products are installed & used**
 - Regions, Machines, LPARs, SMF ID, Storage Volumes, Datasets
- **IBM and ISV Catalog**
 - Easy to maintain
 - Very complete
- **Flexible reporting**
- **Access monitoring**
 - Aggregates Job and Userid usage per day
 - Precise usage tracking:
 - Access is not counted for modules that could not be accessed due to security violation
 - Access is not counted for modules that were not found
- **Non-intrusive performance impact**



TADZ Analyzer Reports (Web based, interactive)

The reports are sorted into 4 groups

- **Asset Reports**
 - The Assets menu tab contains reports that query high level aggregated data e.g. Product Versions. This level of data is generally of interest to people who are reconciling product licenses.
- **Discovery Reports**
 - The Discovery menu tab contains reports that query low level discovery data e.g. Product Releases, libraries and modules. This level of data is generally of interest to people who support z/OS systems.
- **Administration Reports**
 - The Administration Tab contains administration tasks and trouble shooting reports. These are designed for the Tivoli Asset Discovery for z/OS administrators. End users will normally not see this menu since they will not have been granted access
- **Custom Reports**
 - This is where you can create and store your own custom queries

PC Browser direct to z/OS based TADz Analyser

Analyze high level aggregated data e.g. Product Versions	
Machine Inventory	System z Machine inventory summary
Product Inventory	Product version inventory summary
Product Audit Trail	Product version audit trail
Product by System	Cross reference of product versions per System
Product by Sysplex	Cross reference of product versions per Sysplex
Product by System Group	Cross reference of product versions per System Group
Product by Repository	Cross reference of product versions per Repository
Vendor Use by Month	Cross reference of vendor products used per Month by System
Product Use by Month	Cross reference of product versions used per Month by System
Product Use Trend	Product version usage trend chart
Product Use by Machine	Cross reference of product versions used per Machine
Product Use by Machine MSU	Cross reference of product versions by Machine MSU capacity
Search User Ids	Search product version usage details for user ids
Search Job Names	Search product version usage details for job names
Search Job Account Codes	Search product version usage details for job account codes

- Asset reports are good for people who reconcile z/OS product licenses
- See what product versions are being used, when, where and by who.

Analyzer Menu - Mozilla Firefox
 File Edit View History Bookmarks Tools Help
 http://pthomu1:9019/

Tivoli Asset Discovery for z/OS **Analyzer Menu** **New Window** **Logoff ADMIN**

Assets **Discovery** Administration Custom

Analyze low level discovery data e.g. Product Releases, Libraries, Modules

GKB Summary	Summary of products in the Global Knowledge Base catalog
GKB Discovery Summary	Summary of products in the Global Knowledge Base catalog showing which products have been discovered
Discovered Product Summary	Summary of discovered products
Discovered Product Audit Trail	Audit trail of discovered products
Discovered Product by System	Cross reference of discovered products per System
Discovered Product by System Group	Cross reference of discovered products per System Group
Discovered Product by Repository	Cross reference of discovered products per Repository
Discovered Product Use by Month	Cross reference of discovered products used per Month by System
End of Service Products	Summary of discovered products that have a known End of Service date
Product Libraries	Summary of discovered product libraries
Product Library Usage	Summary of discovered product library usage
Volumes by System	Summary of discovered library volumes by system
Dataset HLQs by System	Summary of discovered dataset high level qualifiers by system
Libraries by System	Summary of discovered libraries by system
Search Libraries	Search Libraries, with optional filters for library name mask and containing module name mask
Search Modules	Search Modules, with optional filters for module name mask and library name mask
Job Use by Product Library	Product release usage summary per Job name and Product Library
Usage Monitor File Detail	Inspect usage detail in Usage Monitor raw data zip files or ZCAT zip files

- Discovery reports are good for people who support z/OS systems
- See what product releases, libraries and modules are being used, when, where and by who.

Analyzer Menu New Window Logoff ADMIN

Assets | Discovery | **Administration** | Custom

Administration tasks and trouble shooting

Define Repository Name	Define the Repository name, which is shown in the report header and Repository selection parameter
Define System Groups	Define System Groups, which are used in the Product by System Group report
Libraries with unknown modules	Libraries with modules that have not been identified to a product release
LKB Summary	Summary of products in the Local Knowledge Base catalog
Database Statistics	Database statistics, including space used.
SQL Select Query	Ad hoc SQL Select query
Support	Tivoli Asset Discovery for z/OS Support Portal
Download GKB	Download the latest Global Knowledge Base from IBM Fix Central

DB2 Subsystem is DE91
 Analyzer Build Level is v7.5 D108 2011-02-01

Done

Report Parameters

The screenshot shows a web browser window with the following content:

- Browser: Mozilla Firefox
- Address bar: http://pthomu1.au.ibm.com:9000/disc_product_libraries_parms.htm?repschma=SIDEMO
- Page Title: Product Libraries - Parameters
- Page Content:
 - Library name search criteria:
 - Volume search criteria:
 - Vendor:
 - Dropdown menu: All Vendors (selected)
 - Options: Allen Systems Group, Applied Expert Systems Inc., Australian Systems Engineering, BMC Software, CA, Inc., Chicago Soft, Compuware Corporation
 - Product Release:
 - Dropdown menu: All Product Releases (selected)
 - Options: Allen Systems Group - ASG-Alliance, Allen Systems Group - ASG-AutoChange, Allen Systems Group - ASG-Bridge, Allen Systems Group - ASG-Encore, Allen Systems Group - ASG-Estimate, Allen Systems Group - ASG-ESW, Allen Systems Group - ASG-Insight
 - Show Product Release Options:
 - Exclude Unknown Releases:
 - Result row limit:
 - Output format:
 - Submit button

Optional filter parameters

- Optional filter parameters
- Click Submit to run the report

High Level Summary Reports with easy hyperlinks to details

Product Inventory - Mozilla Firefox

http://pthomu1:9009/asset/product_inventory?repschma=SIDEMO&system=&vendor=&product=&outfmt:

Tivoli Asset Discovery for z/OS
DEMO Corporation - Perth

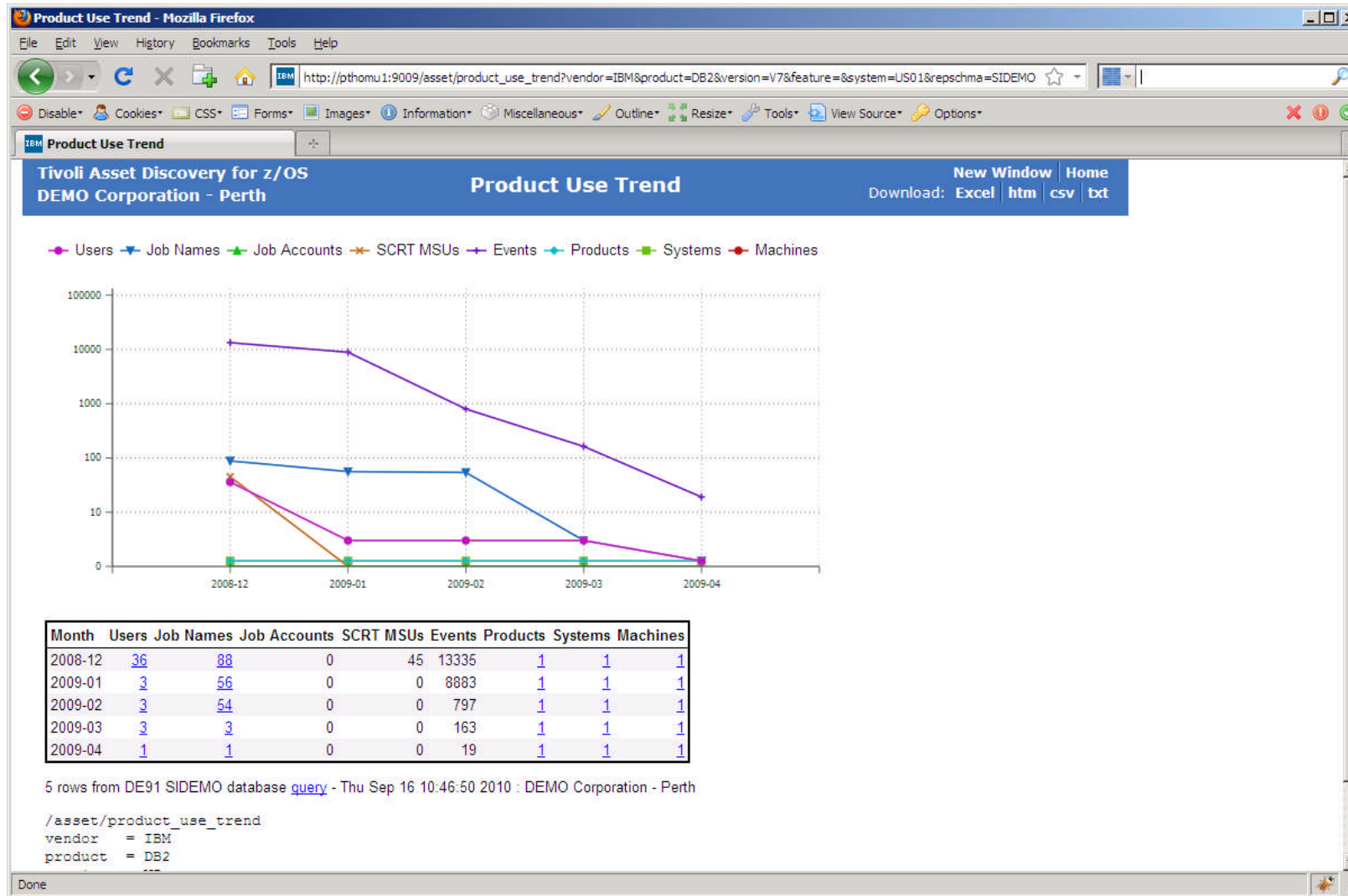
Product Inventory

Download: Excel htm csv txt

Vendor	Product	Version	PID	S&S PID	First Observed	Last Used	Systems	Machines
Allen Systems Group	ASG-Alliance	V7		2009-04			0	0
Allen Systems Group	ASG-AutoChange	V7		2009-04			0	0
Allen Systems Group	ASG-Bridge	V7		2009-04			0	0
Allen Systems Group	ASG-Encore	V7		2009-04			0	0
Allen Systems Group	ASG-Estimate	V7		2009-04			0	0
Allen Systems Group	ASG-Insight	V7		2009-04		2009-05	1	1
Allen Systems Group	ASG-JOB/SCAN	V7		2009-04		2009-05	1	1
Allen Systems Group	ASG-Recap	V7		2009-04			0	0
Allen Systems Group	ASG-SmartDoc	V7		2009-04			0	0
Allen Systems Group	ASG-SmartEdit	V7		2009-04		2009-03	1	1
Allen Systems Group	ASG-SmartTest	V7		2009-04		2009-05	2	1
Applied Expert Systems Inc.	CleverTCP/IP	V7		2009-04		2009-05	2	2
Australian Systems Engineering	ISPZIP	V1		2009-04		2009-05	3	2
BMC Software	APPTUNE for DB2	V5		2009-04		2009-04		2
BMC Software	APPTUNE for DB2	V6		2009-04		2009-05		2
BMC Software	BMCDN for DB2	V2		2009-04		2009-05	3	2
BMC Software	CATALOG MANAGER for DB2	V8		2009-04		2009-05		2
BMC Software	CATALOG MANAGER for DB2	V9		2009-04		2009-05		2
BMC Software	CHANGE MANAGER for DB2	V8		2009-04		2009-05		2
BMC Software	CHECK PLUS for DB2	V8		2009-04		2008-12		2
BMC Software	CHECK PLUS for DB2	V9		2009-04				2
BMC Software	CMF MONITOR	V5		2009-04		2009-04		2
BMC Software	COPY PLUS for DB2	V7		2009-04		2009-05	3	2
BMC Software	COPY PLUS for DB2	V8		2009-04		2009-05	3	2
BMC Software	CROSS-SYSTEM IMAGE MANAGER	V1		2009-04			0	0
BMC Software	DASD Manager Plus for DB2	V8		2009-04		2009-05	3	2
BMC Software	DATA ACCELERATOR Compression	V1		2009-04			0	0
BMC Software	DATA PACKER for DB2	V3		2009-04			0	0
BMC Software	Database Administration for DB2	V4		2009-04		2009-05	3	2
BMC Software	EXTENDED BUFFER MANAGER for DB2	V5		2009-04		2009-05	3	2
BMC Software	High-speed Apply Engine	V4		2009-04		2009-05	3	2

Hyperlinks to drill down for more details

Trend Charts



Crosstab reports

Product Use by System - Mozilla Firefox

http://pthomu1.au.ibm.com:9000/product_use_system?repschma=SIDEMO&system=&vendor=&product=&or

Product Use by System

Tivoli Asset Discovery for z/OS
DEMO Corporation - Perth

Product Use by System

New Window Home
Download: Excel htm csv txt

Crosstab Grid

Vendor	Product	Version	System				
			AU01	AU02	US01	US02	US03
Allen Systems Group	ASG-Insight	V7			2009-05		
	ASG-JOB/SCAN	V7			2009-05		
	ASG-SmartEdit	V7			2009-03		
	ASG-SmartTest	V7			2009-05	2009-05	
Applied Expert Systems Inc.	CleverTCP/IP	V7	2009-05			2009-05	
Australian Systems Engineering	ISPZIP	V1	2009-05		2009-05	2009-04	
BMC Software	APPTUNE for DB2	V5	2009-04		2009-04	2009-04	
		V6	2009-05		2009-05	2009-05	
	BMCDSN for DB2	V2	2009-05		2009-04	2008-12	
	CATALOG MANAGER for DB2	V8	2009-05		2009-05	2009-05	
		V9	2009-05		2009-05	2009-05	
	CHANGE MANAGER for DB2	V8	2009-05		2009-05	2009-04	
	CHECK PLUS for DB2	V8			2008-12		
	CMF MONITOR	V5	2009-04				
	COPY PLUS for DB2	V7	2009-05		2009-04	2009-05	
		V8	2009-05		2009-05	2009-05	
	DASD Manager Plus for DB2	V8	2009-05		2009-05	2009-05	
	Database Administration for DB2	V4	2009-05		2009-05	2009-05	
	EXTENDED BUFFER MANAGER for DB2	V5	2009-05		2009-05	2009-05	
High-speed Apply Engine	V4	2009-05		2009-04	2009-05		
	V8	2009-05		2009-05	2009-05		
LOADPLUS for DB2	V8	2009-05		2009-04	2009-05		

- Crosstabs are great for highlighting differences at a high level
- Hyperlinks to drill down for more details

Color coded trend reports

Product Use By Month - Mozilla Firefox

http://pthomu1:9009/asset/product_use_month?repschma=SIDEMO&metric=EVENT&months=&system=&vendor=IBM&product=&=&sol

Product Use By Month

Tivoli Asset Discovery for z/OS
DEMO Corporation - Perth

Product Use By Month

New Window Home
Download: Excel htm csv txt

Aqua highlight % increase from previous month

Yellow highlight % drop from previous month

Red highlight % drop from previous month

Product	Sysplex	System	Month / Events				
			2008-12	2009-01	2009-02	2009-03	2009-04
IBM - ACF/SSP V4	USPLEX	US01			7		
IBM - Candle Command Centre V1	AUPLEX	AU01	2	3			1
	USPLEX	US01		13	2	4	
IBM - CICS TS V3	US02			2			
	AUPLEX	AU01	207101	210190	200964	224408	219819
	AU02		43502	43071	39034	45805	43100
IBM - CICS VSAM Recovery V4	USPLEX	US01	783345	765877	738373	849694	807618
	US02		232226	225185	207565	234042	242689
IBM - DB2 Utilities Suite V8	AUPLEX	AU01	7595	7590	6855	7595	7320
	USPLEX	US02	3720	3720	3360	3715	3580
IBM - DB2 V7	AUPLEX	AU01	63364	61306	57750	66808	61348
	USPLEX	US01	248388	223888	228020	271824	232064
	US02		87248	87192	70406	95004	86100
IBM - DB2 V8	AUPLEX	AU01	2856				
	USPLEX	US01	13335	8883	797	163	19
	US02		2368				
IBM - DCF Document Composition Fac V1	AUPLEX	AU01	762041	719032	800085	946443	1225978
	USPLEX	US01	1115449	1853842	1391005	1705842	2592883
	US02		420571	343631	477026	550835	732138
IBM - DCF Document Composition Fac V1	AUPLEX	AU01	1071	1047	1032	1122	1032

Done

At a glance see which hyperlink is worth clicking to see a trend chart and details

Asset: Product Inventory output

The screenshot shows a web browser window titled "Product Inventory - Mozilla Firefox". The address bar contains the URL: http://pthomu1.au.ibm.com:9000/asset/product_inventory?system=&vendor=Allen+Systems+Group&pr. The page header includes "Tivoli Asset Discovery for z/OS DEMO Corporation" and "Product Inventory". There are navigation links for "Parameters", "New Window", and "Home", and download options for "Excel", "htm", "csv", and "txt".

Vendor	Product	Version	PID	S&S PID	Discovered Installed	Systems Installed	Last Used	Systems Used	Machines Used
Allen Systems Group	ASG-Alliance	V7			2009-04-01	4		0	0
Allen Systems Group	ASG-AutoChange	V7			2009-04-01	4		0	0
Allen Systems Group	ASG-Bridge	V7			2009-04-01	4		0	0
Allen Systems Group	ASG-Encore	V7			2009-04-01	4		0	0
Allen Systems Group	ASG-Estimate	V7			2009-04-01	4		0	0
Allen Systems Group	ASG-Insight	V7			2009-04-01	4	2009-05	1	1
Allen Systems Group	ASG-JOB/SCAN	V7			2009-04-01	4	2009-05	1	1
Allen Systems Group	ASG-Recap	V7			2009-04-01	4		0	0

The output above shows the products that are installed and in the example shown the date the products were first discovered, the number of systems that it was installed in and if the product has any usage. A number of these fields can be drilled down to see more information.

Asset: Product Audit Trail output

Version	PID	Sysplex	System	Machine	Status	Discovered Installed	Discovered Un-installed	Usage Month	Users	Job Names	Job Accounts	Events	SCRT MSU	First Used	Last Used
'6	AUPLEX	AU01	2094	F484E	Installed & Used (last)	2009-04-01		2009-05	15	15	0	52		2009-05-02	2009-05-31
'6	AUPLEX	AU01	2094	F484E	Installed & Used (history)	2009-04-01		2009-04	12	12	0	34		2009-04-01	2009-04-26
'6	AUPLEX	AU01	2094	F484E	Installed & Used (history)	2009-04-01		2009-03	7	7	0	26		2009-03-08	2009-03-29
'6	AUPLEX	AU01	2094	F484E	Installed & Used (history)	2009-04-01		2009-02	6	6	0	14		2009-02-01	2009-02-13

The status field shows if a product is Installed and used or installed and unused.

Asset: Product by System output

Vendor	Product	Version	System / Last Used				
			AU01	AU02	US01	US02	US03
Allen Systems Group	ASG-Insight	V7			2009-05		
	ASG-JOB/SCAN	V7			2009-05		
	ASG-SmartEdit	V7			2009-03		
	ASG-SmartTest	V7			2009-05	2009-05	
Applied Expert Systems Inc.	CleverTCP/IP	V7	2009-05			2009-05	
Australian Systems Engineering	ISPZIP	V1	2009-05		2009-05	2009-04	

The output shows on which systems a product is installed and the last date it was used. Selecting the last used date will take you to Product trend report.

Asset: Product Use by Month output

Product Use By Month - Mozilla Firefox

http://pthomu1.au.ibm.com:9000/asset/product_use_month?metric=EVENT&monthfrom=&monthto=&sys: w3

Product Use By Month

Tivoli Asset Discovery for z/OS Demo Corp

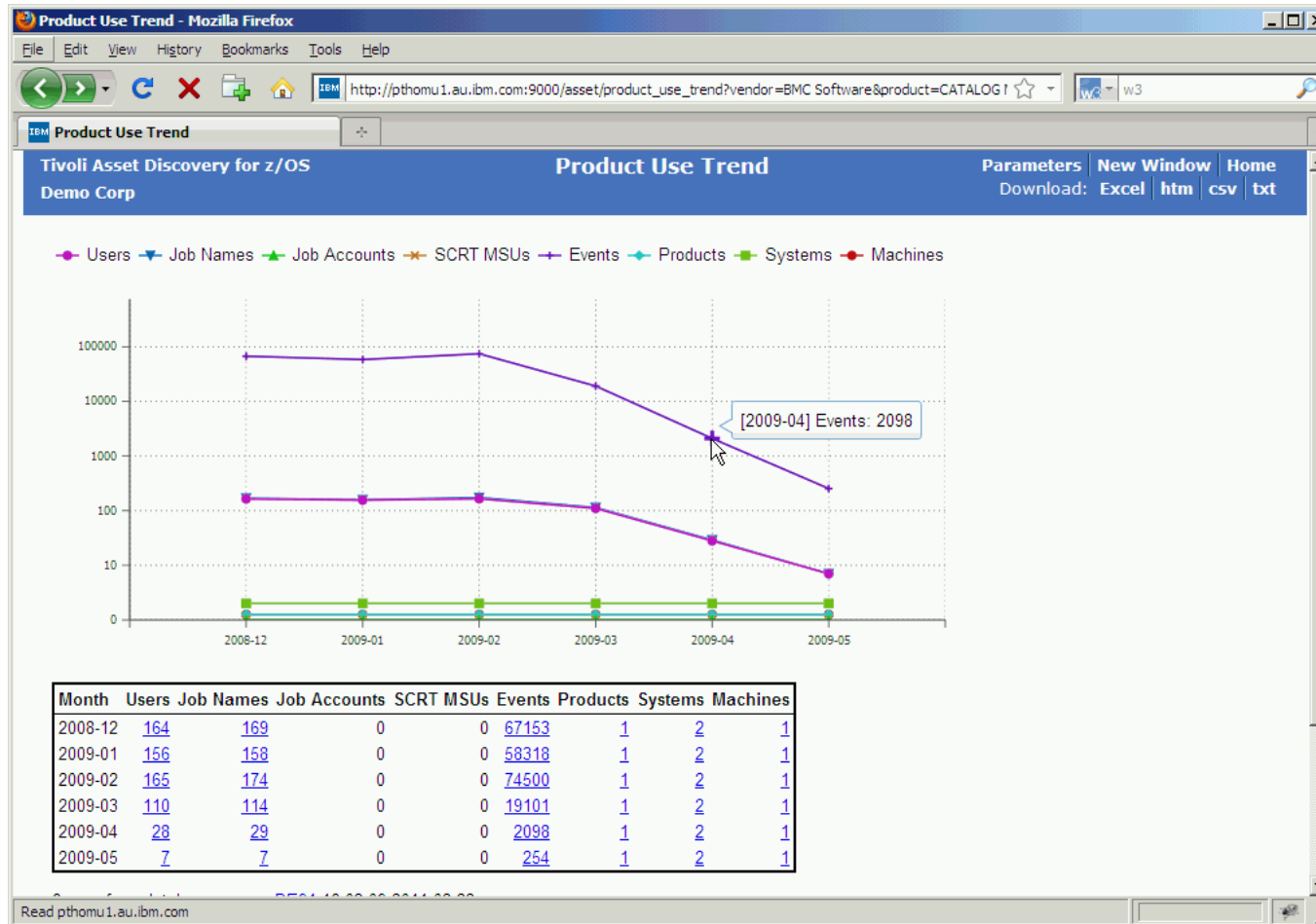
Parameters New Window Home
 Download: Excel htm csv txt

Aqua highlight % increase from previous month
 Yellow highlight % drop from previous month
 Red highlight % drop from previous month

Product	Sysplex	System	Month / Events					
			2008-12	2009-01	2009-02	2009-03	2009-04	2009-05
Open Software Technologies Inc - Rexxtools/MVS V7	AUPLEX	AU01	753577	770992	686713	664284	565135	632120
		AU02	49846	50210	47292	51166	54448	53376
	USPLEX	US01	704850	716254	629851	750834	668409	667792
		US02	249666	233051	212065	247711	254487	257150
SAS Institute - SAS V9	AUPLEX	AU01	2158344	2145926	2377631	2407980	1883219	2813235
		AU02	177	1802	5301	6552	6234	6759
	USPLEX	US01	1987648	2276310	2247254	2204163	2273771	2713974
		US02	306215	282283	247367	487125	662438	595591
SumTotal Systems, Inc. - Preference/Phoenix V7	AUPLEX	AU01	1159	536	274	1056	1253	1278
	USPLEX	US01	1576	288	209	1538	1572	1763

There maybe reasons you want to see specific usage for a product.

Asset: Product Use Trend output



Here you can see the there is a decline in usage for the specified product. You can drill down to see who is using the product etc.

Discovery: Products Libraries output

Vendor	Product Release Name	Release	PID	Asset Version	Library	Volume	APF	Product Modules	Library Modules	Last Used
Chicago Soft	MVS/Quick-Ref	6.6	V6		SYS2.BSPLLBB	P08S23		40	3333	
Chicago Soft	MVS/Quick-Ref	6.6	V6		SYS2.BSPLLBB	P09S13		40	3353	2009-05
Chicago Soft	MVS/Quick-Ref	6.6	V6		SYS2.BSPLLBB	P09S43		40	3348	2009-05
Chicago Soft	MVS/Quick-Ref	6.7	V6		SYS2.BSPLLBB	P08S13		40	3493	
Chicago Soft	MVS/Quick-Ref	6.7	V6		SYS2.BSPLLBB	P08S33		40	3493	
Chicago Soft	MVS/Quick-Ref	6.7	V6		SYS2.BSPLLBB	P09S23	APF	40	3495	2009-04
Chicago Soft	MVS/Quick-Ref	6.7	V6		SYS2.BSPLLBB	P09S33	APF	40	3497	2009-05
Compuware Corporation	File-AID/MVS	8.9.5	V8		SYS2.BSPLLBB	P08S23		184	3333	
Compuware Corporation	File-AID/MVS	8.9.5	V8		SYS2.BSPLLBB	P09S13		184	3353	2009-05

The example above shows all the libraries that the product is installed in and various other statistics.

Exporting the reports to a spreadsheet

The screenshot shows a Mozilla Firefox browser window displaying a report from Tivoli Asset Discovery for z/OS. The report title is 'Product Use by System' and it is for 'DEMO Corporation - Perth'. The browser's address bar shows the URL: http://pthomu1.au.ibm.com:9000/product_use_system?epschma=SIDEMO&system=&vendor=&product=&oi. The report interface includes a 'Download:' menu with options for 'Excel', 'htm', 'csv', and 'txt'. A table of data is visible, and a dialog box is open over it, asking how to handle the file 'product_use_system.xls'.

Vendor	Product	Version	System					
			Δ1101	Δ1102	11S01	11S02	US03	
Allen Systems Group	ASG-Insight							
	ASG-JOB/SCAN							
	ASG-SmartEdit							
	ASG-SmartTest							
Applied Expert Systems Inc.	CleverTCP/IP							
Australian Systems Engineering	ISPZIP							
BMC Software	APPTUNE for DB2							
	BMCDSN for DB2							
	CATALOG MANAGE							
	CHANGE MANAGE							
	CHECK PLUS for DI							
	CMF MONITOR	V5	2009-04					
	COPY PLUS for DB2	V7	2009-05		2009-04	2009-05		
		V8	2009-05		2009-05	2009-05		
	DASD Manager Plus for DB2	V8	2009-05		2009-05	2009-05		
	Database Administration for DB2	V4	2009-05		2009-05	2009-05		
	EXTENDED BUFFER MANAGER for DB2	V5	2009-05		2009-05	2009-05		
	High-speed Apply Engine	V4	2009-05		2009-04	2009-05		
		V8	2009-05		2009-05	2009-05		
	LOADPLUS for DB2	V8	2009-05		2009-04	2009-05		

■ All reports can be exported to Excel, HTM file, CSV file or TXT file

All Analyzer reports can also be run via z/OS batch job

Product Inventory - Mozilla Firefox: IBM Edition

https://pthonu1:9019/asset/product_inventory?system=&vendor=Chicago+Soft&vendor=Comp... mike kott

Tivoli Asset Discovery for z/OS Product Inventory Parameters New Window Home
Download: Excel htm csv txt

Vendor	Product	Version	PID	S&S	PID	Feature	EID	Discovered	Systems	Last	Systems	Machines
								Installed	Installed	Used	Used	Used
Chicago Soft	MVS/Quick-Ref	V6				BASE		2009-04-01	4	2009-05	4	2
Compuware Corporation	Abend-AID for CICS	V5				BASE		2009-04-01	4	2009-05	4	2
Compuware Corporation	Abend-AID for CICS	V5				CICS TS 1.3 Support		2009-04-01	4	2009-05	4	
Compuware Corporation	Abend-AID for CICS	V5				CICS TS 2.2 Support		2009-04-01	4	2009-05	4	
Compuware Corporation	Abend-AID for CICS	V5				CICS TS 2.3 Support		2009-04-01	4	2009-05	4	
Compuware Corporation	Abend-AID for CICS	V5				CICS TS 3.1 Support		2009-04-01	4	2009-05	4	
Compuware Corporation	Abend-AID for CICS	V5				CICS TS 3.2 Support		2009-04-01	4	2009-05	4	
Compuware Corporation	CICS Abend-AID/FX for DB2	V4				BASE		2009-04-01	4			0
Compuware Corporation	File-AID/MVS	V8				BASE		2009-04-01	4	2009-05	4	
Compuware Corporation	File-AID/MVS	V9				BASE		2009-04-01	4	2009-05	4	
Compuware Corporation	Host Communications Interface	V2				BASE		2009-04-01	4	2009-05	4	
Compuware Corporation	XPEDITER/DevEnterprise	V4				BASE		2009-04-01	4	2009-05	4	
Delta Software	ADSplus	V5				BASE		2009-04-01	4			0

13 rows from database query - DEF1 09:23:35 2011-04-13

```

/asset/product_inventory
vendor      = Chicago Soft
vendor      = Compuware Corporation
vendor      = Delta Software
showfeature = on
repository  = SIDEMO
    
```

```

EDIT MPRES.V750D120.MP120.JCLLIB(HSISANLB) - 01.02
Command ==>
***** Top of Data *****
000001 //HSISANLB JOB (),'TADz Analyzer-Batch',REGION=0M,
000002 // CLASS=A,MSGCLASS=X,MSGLEVEL=(1,1),NOTIFY=&SYSUID
000003 //*
000004 //*****
000005 //*
000006 //* TADz Analyzer batch mode job
000007 //*
000008 //*****
000009 //*
000010 // SET OUTFMT=TXT
000011 //* SET OUTFMT=XLS
000012 //* SET OUTFMT=CSV
000013 //* SET OUTFMT=HTM
000014 //*
000015 // SET OUTDSN=&SYSUID..TADZANLZ.&OUTFMT Output dsn
000016 //*
000017 //ALLOC EXEC PGM=IEFBR14
000018 //OUTDSN DD DISP=(MOD,CATLG),DSN=&OUTDSN,
000019 // DCB=(DSORG=PS,RECFM=VB,LRECL=1000,BLKSIZE=0),
000020 // UNIT=SYSALLDA,SPACE=(CYL,(5,10))
000021 //*
000022 //ANALYZER EXEC PGM=HSICANLZ
000023 //STEPLIB DD DISP=SHR,DSN=HSIDEV.V720.D120.SHSIMOD1
000024 // DD DISP=SHR,DSN=DB2V910.DE91.SDSNEXIT
000025 // DD DISP=SHR,DSN=DB2.V910.SDSNLOAD
000026 // DD DISP=SHR,DSN=CEE.SCEERUN
000027 // DD DISP=SHR,DSN=CBC.SCLBDLL
000028 //SYSPRINT DD SYSOUT=*,HOLD=YES,LRECL=500
000029 //HSIANL1 DD DISP=SHR,DSN=HSIDEV.V720.D120.SHSIANL1
000030 //HSIANL2 DD DISP=SHR,DSN=HSIDEV.V720.D120.SHSIANL2
000031 //DSNA0INI DD DISP=SHR,
000032 // DSN=MPRES.V750D120.MP120.PARMLIB(HSISCLI)
000033 //HSICUST DD DISP=SHR,
000034 // DSN=MPRES.V750D120.MP120.PARMLIB(HSISANLQ)
000035 //TPARAM DD DUMMY
000036 //OUTPUT1 DD DISP=OLD,DSN=&OUTDSN
000037 //SYSIN DD *
000038 /asset/product_inventory
000039 vendor = Chicago Soft
000040 vendor = Compuware Corporation
000041 vendor = Delta Software
000042 showfeature = on
000043 repository = SIDEMO
000044 /*
***** Bottom of Data *****
    
```

- Batch report syntax is shown at the bottom of each report for easy cut & paste into batch SYSIN deck
- Batch is good for automation and intensive searches

How to determine the state of mainframe asset discovery & management in your organization ?

The following questions offer a good place to start:

- How are we currently monitoring our System z software assets, usage and licenses?
- How many applications and tools do we have currently deployed?
- What are they and what do they cost?
- Who is using that software and for what?
- How often are those applications being used?
- Are we over or undersubscribed?
- Is that use accurately reflected in chargeback processes?
- Are any applications redundant, out of date or not being used?
- Can any applications be eliminated or consolidated?
- Are all our software licenses up to date?
- Would we be in legal or financial danger if we were audited?

Software Asset Management - Business Benefits

Audit Risk Reduction

- Software vendor license compliance audits
- World Wide impact of Sarbanes-Oxley Act Section 404

Software Cost Management

- Identification and reduction of no and low use software
- Efficient consolidations (LPAR, Systems)
- Optimize software and hardware capacity upgrades
- Strong vendor contract negotiation leverage
- Reduced software fees
- Disaster recovery and business continuation
- Improve operational performance and reduce maintenance costs
- Invoice validation
- Effective charge-back

Opportunity Creation

- Software dollars can be redeployed to fund new software acquisitions and projects that return business value



Thank You for Joining Us today!

Go to www.ibm.com/software/systemz/events/calendar to:

- ▶ Replay this teleconference
- ▶ Replay previously broadcast teleconferences
- ▶ Register for upcoming events

Thank You
United Kingdom

Obrigado
Portugal

Dankschen
Austria

Thanks
United States

Takk
Norway

Gracias
Spain

Danke
Germany

Bedankt
Netherlands

Tak
Denmark

Dekuju
Czech Republic

Merci
France

Engrazi
el

Tesekkür
ederim
Turkey

Tack
Sweden

Thank
You
Switzerland
United Kingdom

Grazi
Italy
e

Jag
tackar
Finland

Спасибо
Russia

Dakujem
Slovakia