



IBM Innovate 2012

CIO Cockpit for Integrated Planning, Controlling and Analysis

Shane Hoey
Client Technical Professional, IBM
Rational
shane.hoey@de.ibm.com

Oliver Lucht
Client Technical Professional, IBM Rational
oliver.lucht@de.ibm.com

IBM Software

Innovate2012

The Premier Event for Software and Systems Innovation



Agenda

- CIO Priorities and Mandates
- Solution Overview
- Demo
 - IBM Cognos BI
 - IBM Rational Insight
 - IBM Rational Focal Point
- Summary

Background

- Integrated Business Analytics showcase developed in cooperation between IBM Business Analytics Germany and IBM Rational Germany for Cebit 2012.
- Cebit 2012 is the world largest and most international computer expo ([Wikipedia](#)).
- The showcase was amongst the top demo points of IBM during Cebit triggering widespread interest.
- Cebit 2012 demo point shows a variety of IBM products used in combination to support CIOs in achieving their mandates.
- Following the „Babuschka-Principle“ each presented solution can be used independent of the others.

A smarter planet at work.
Discover solutions for your business.
At CeBIT 2012, March 8 - 10, Hanover

IBM at CeBIT 2012.
The world is growing ever smaller. Get to know innovative IBM technologies that significantly support this change and will take it forward in the future – at CeBIT 2012.

Under the heading “A smarter planet at work” we present to you forward looking IT solutions in the areas of Smarter Business and Smarter Computing. From March 8 to 10, 2012, in Hanover you will have an opportunity at the IBM and IBM Business Partners’ booth in hall 2 to check out smart solutions and selected showcase exhibits that already constitute specific examples of a smarter planet.

Come on by. We are looking forward to your visit!

Smarter Business
Create an agile and effectively outsourced enterprise by means of more flexible business processes and efficient communication channels.
More...

Smarter Computing
It is a perfectly functioning infrastructure, hardware, software, and service are optimally geared to work together and integrated into existing business processes.
More...

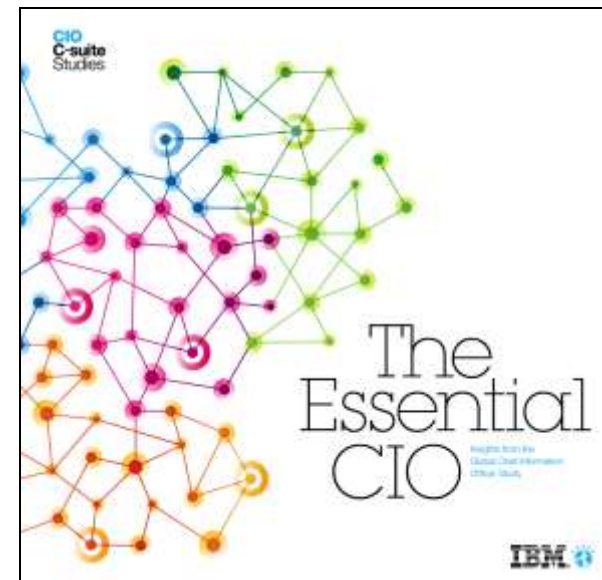
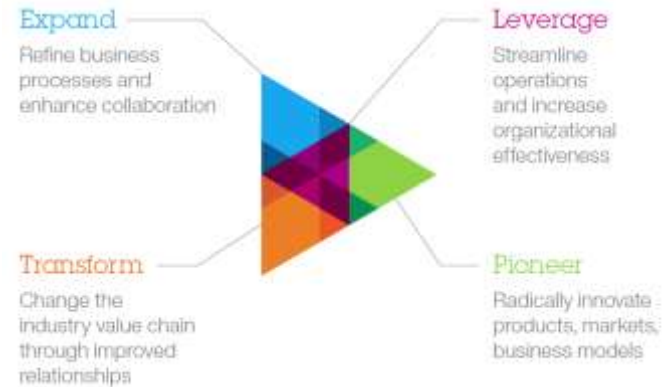
CeBIT 2012 - IBM Highlights
A smarter planet at work
CeBIT Highlights

IBM Brazil at CeBIT
CeBIT2012
Livestream: CeBIT Global Conferences
IBM Germany fan page on Facebook



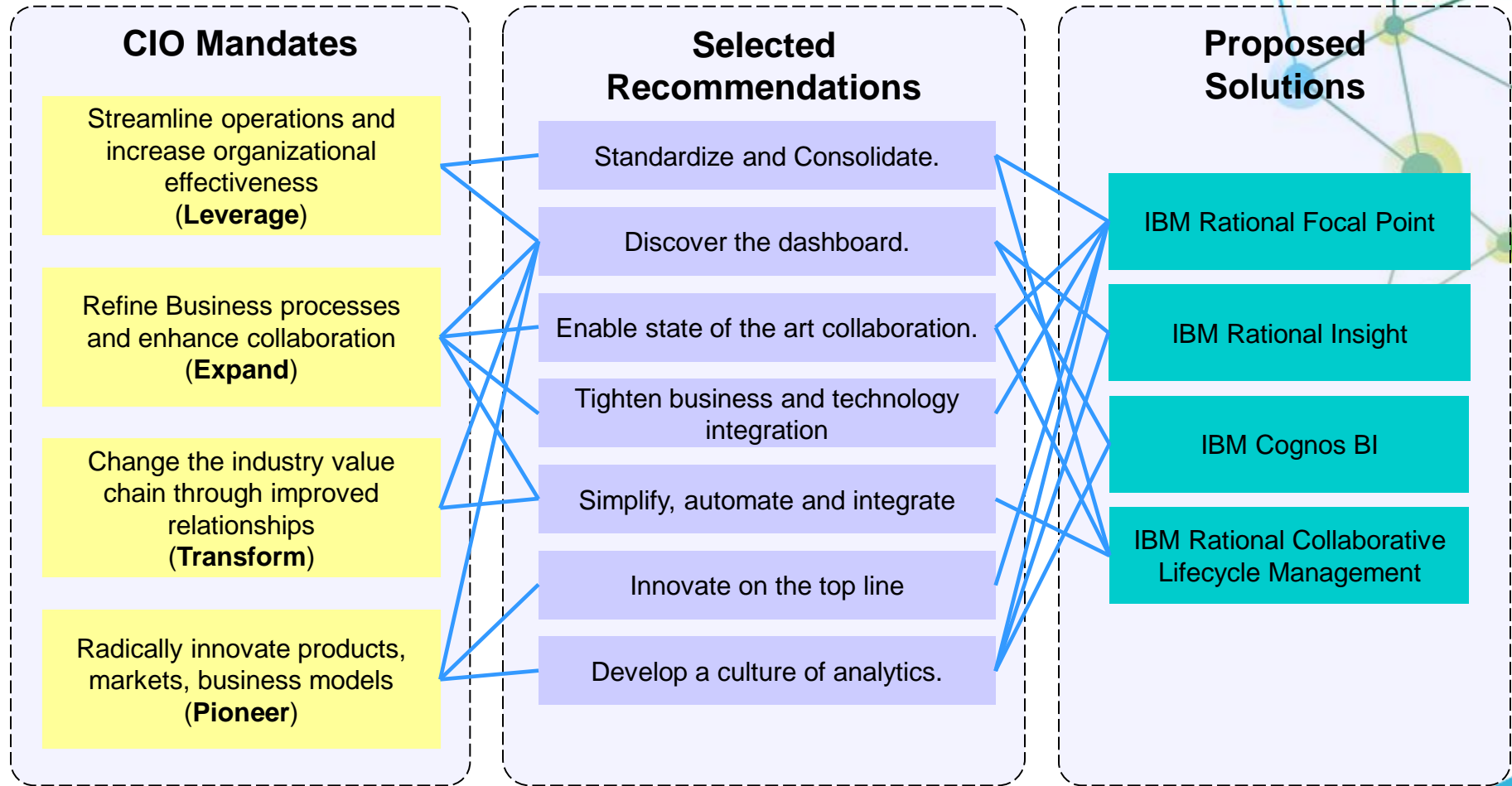
CIO Mandates

- Based on study encompassing interviews with more than 3,000 CIOs spanning 71 countries and 18 industries.
- CIOs everywhere spend a portion of their time on IT fundamentals like managing their organizations digital infrastructure.
- Beyond managing these prerequisites, the study identifies four distinct CIO Mandates based on how the organization views the role of IT.
 - Leverage
 - Expand
 - Transform
 - Pioneer
- The study identifies areas, where the top-performers have significantly improved performance compared to the rest of the field.



* [The Essential CIO](#): Insights from the Global Chief Information Officer Study, IBM, 2011

CIO Mandates – IBM Solutions

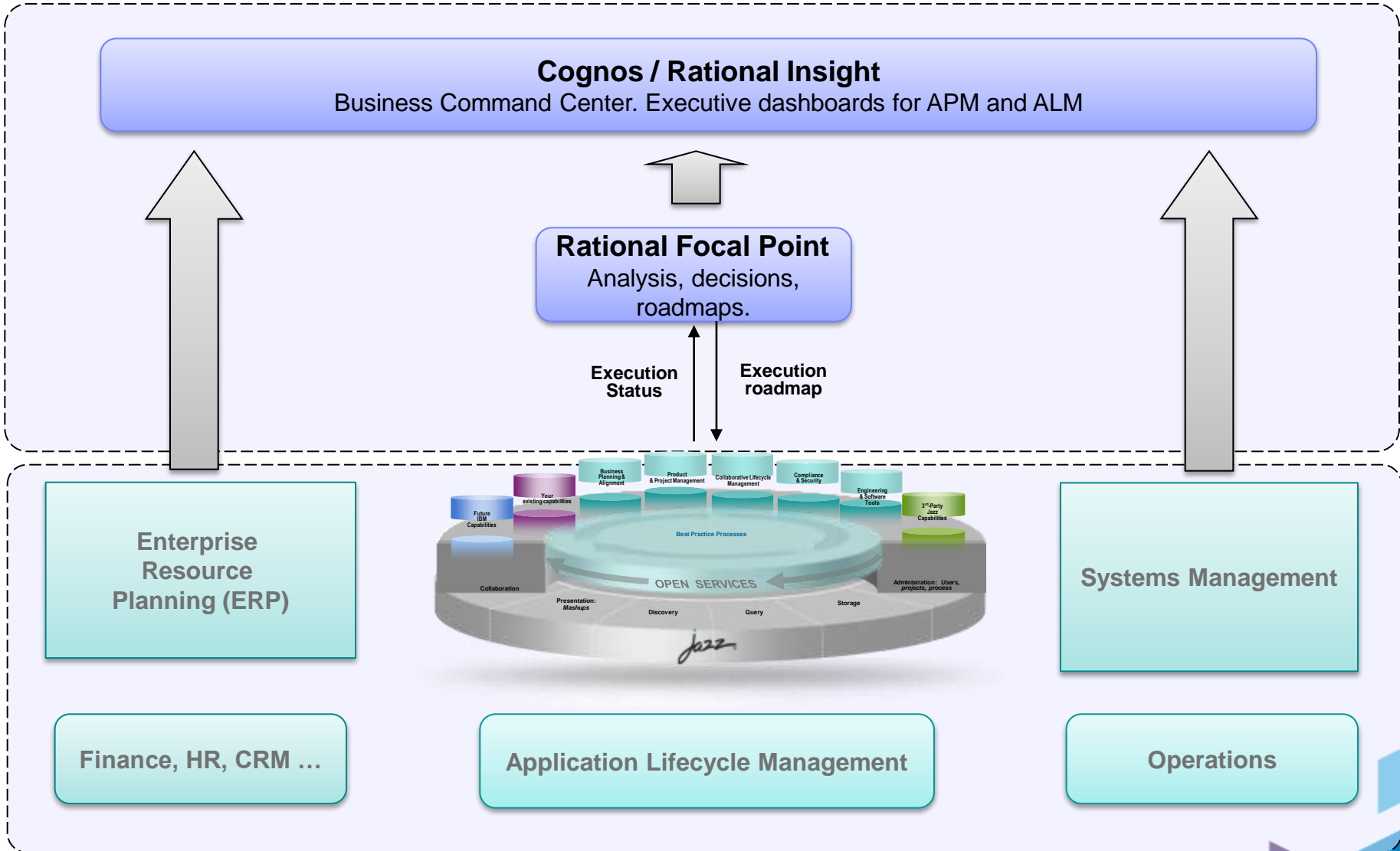


* The Essential CIO: Insights from the Global Chief Information Officer Study, IBM, 2011

Motivation and requirements for a CIO Cockpit

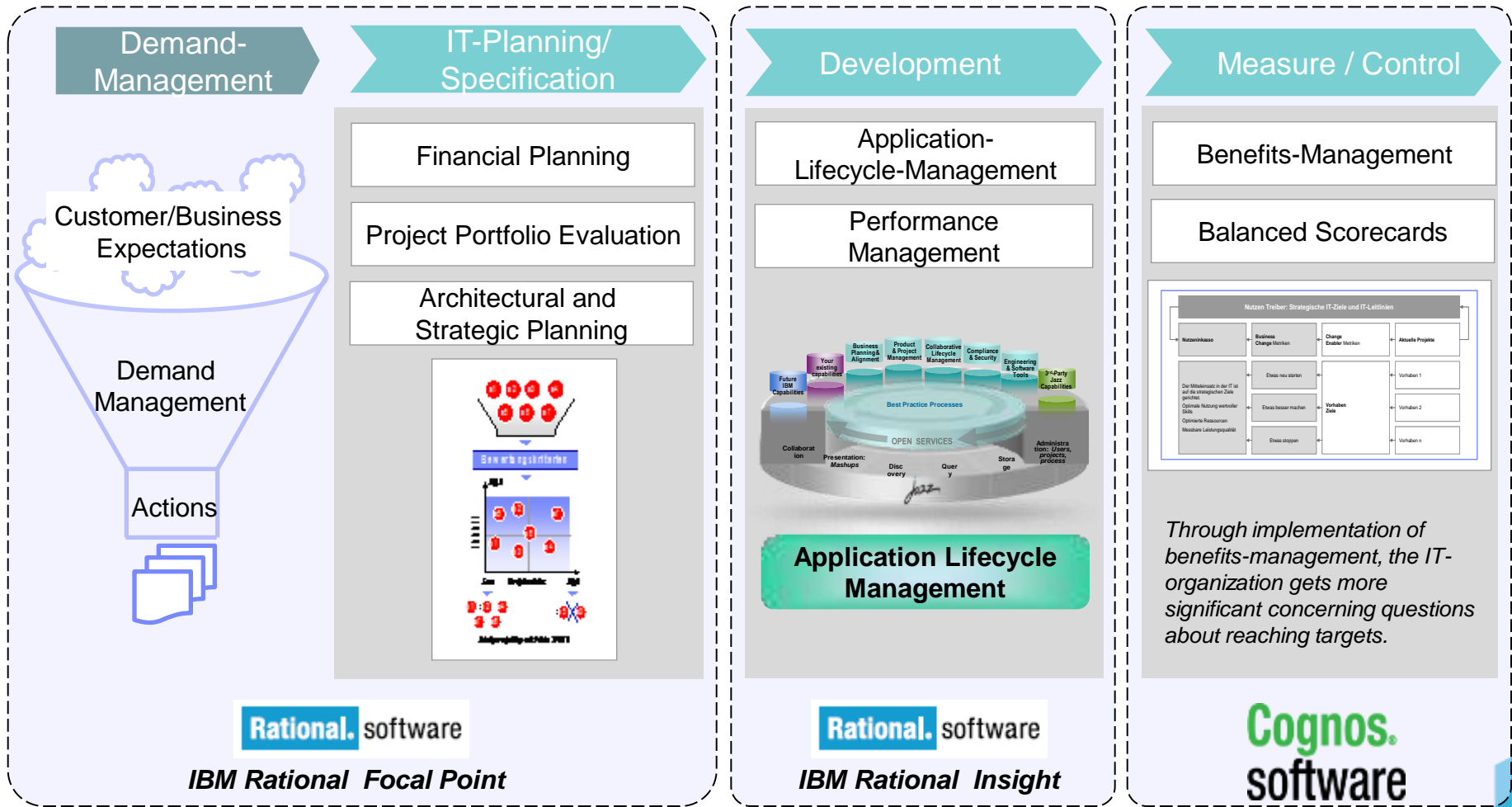
- The CIO study gives recommendations that help companies to improve their IT performance
- Motivation for this CIO Cockpit is to provide an integrated solution that addresses most of these recommendations and which helps CIOs to fulfill their mandates. To provide such a solution there are a number of unique requirements to consider:
 - There have to be **one single point of entry** that delivers all relevant information
 - Dashboards have to be **consumable for CIO level**
 - The solution should **not only focus on the development** process but also includes information like Human Resources, Customer Satisfaction and Financial Data as well
 - The **data model have to be flexible** and should cover all needs from different companies
 - The dashboards have to **update all data automatically**
 - The dashboards have to allow CIOs to **easily identify bottlenecks**
 - The solution have to include an active part which allows managers to **react on changing circumstances** like market pressure, budget cuts, strategic objectives or identified bottlenecks

Solution Architecture



Activities in the IT Lifecycle

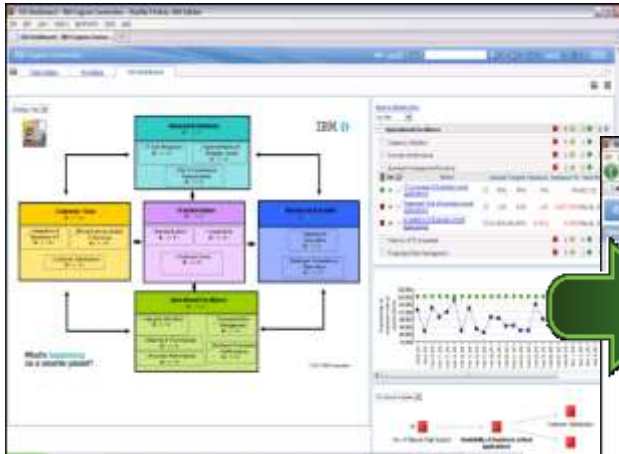
Control Cycle



Demo Overview and Story



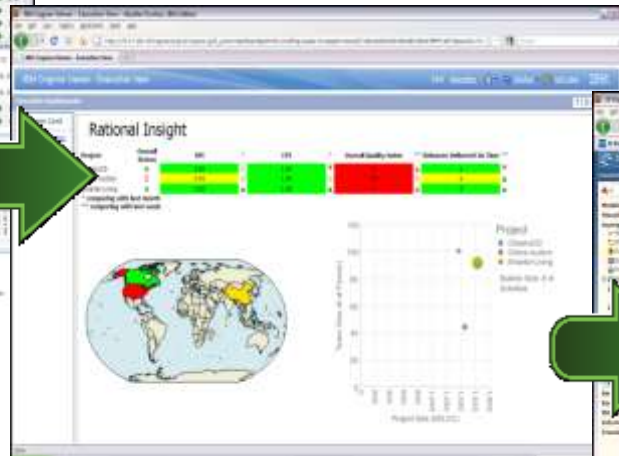
CIO



Analyses overall IT performance and detects quality issues in the SW development organization



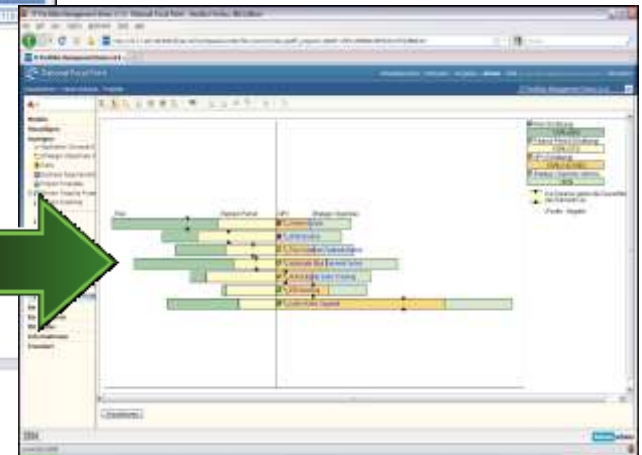
Development Manager



Analyses cause of the quality issues and identifies project in trouble

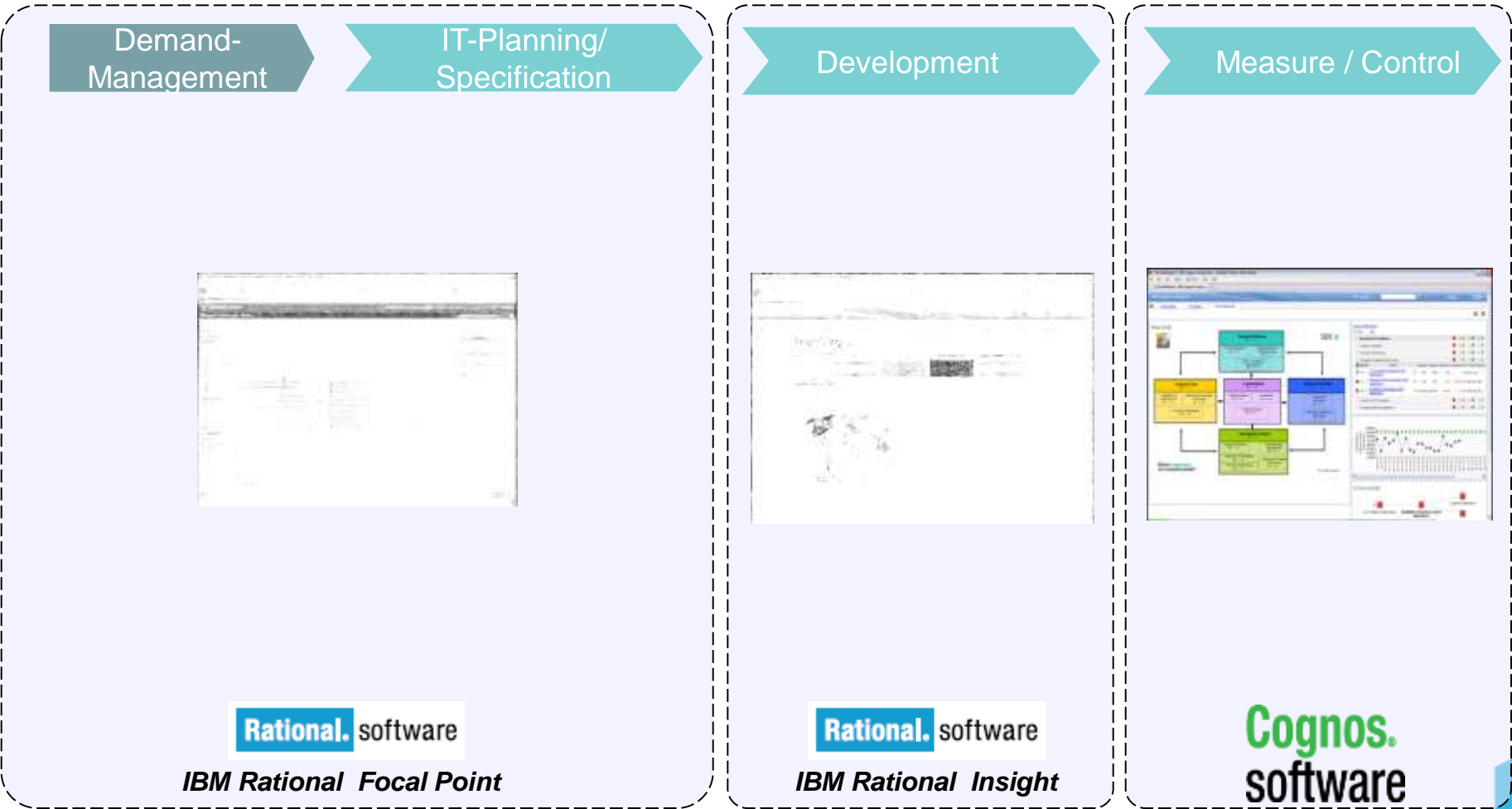


Portfolio Manager

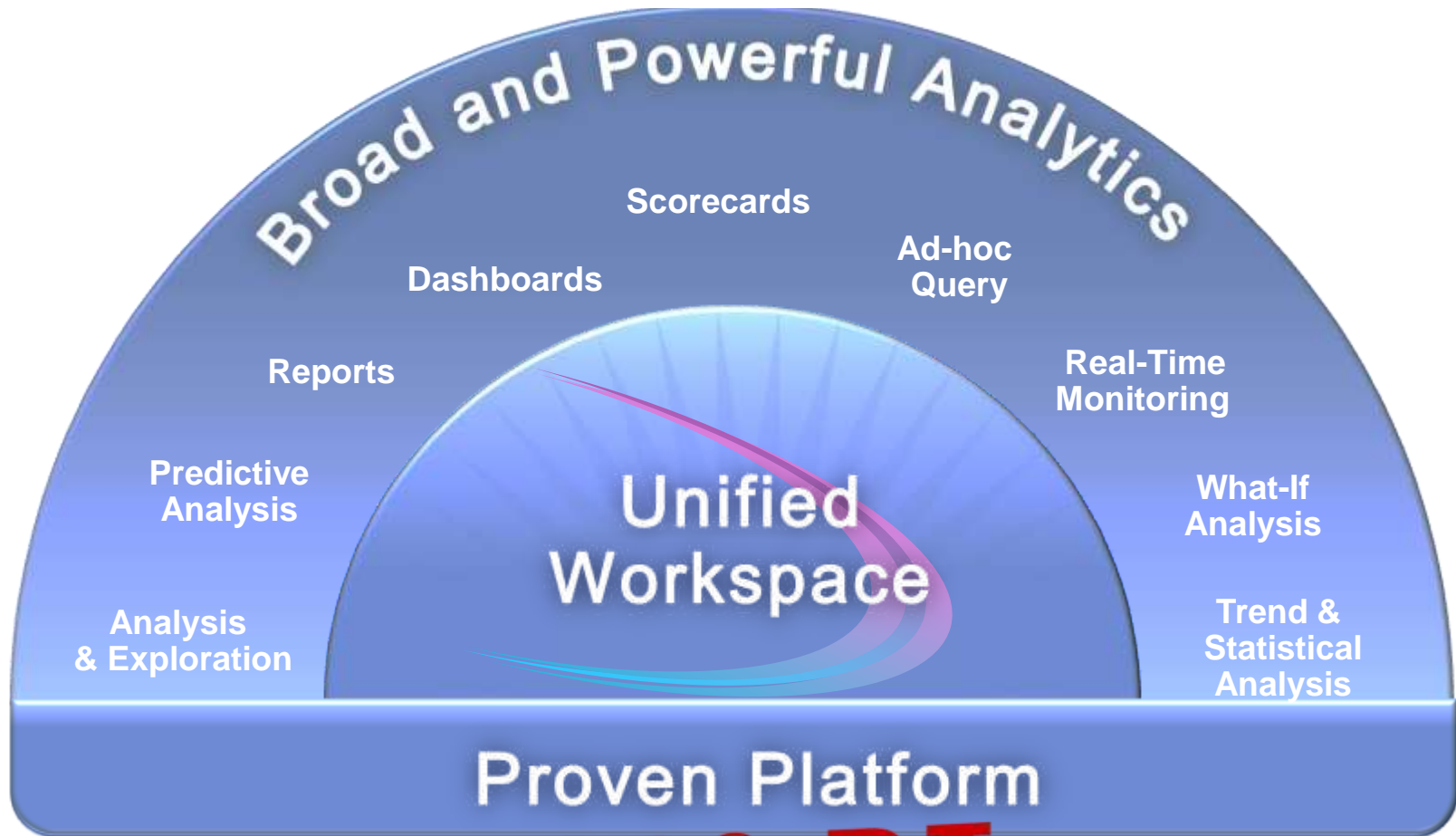


Analyses business alignment and performs corrective action

Demo – Where are we?

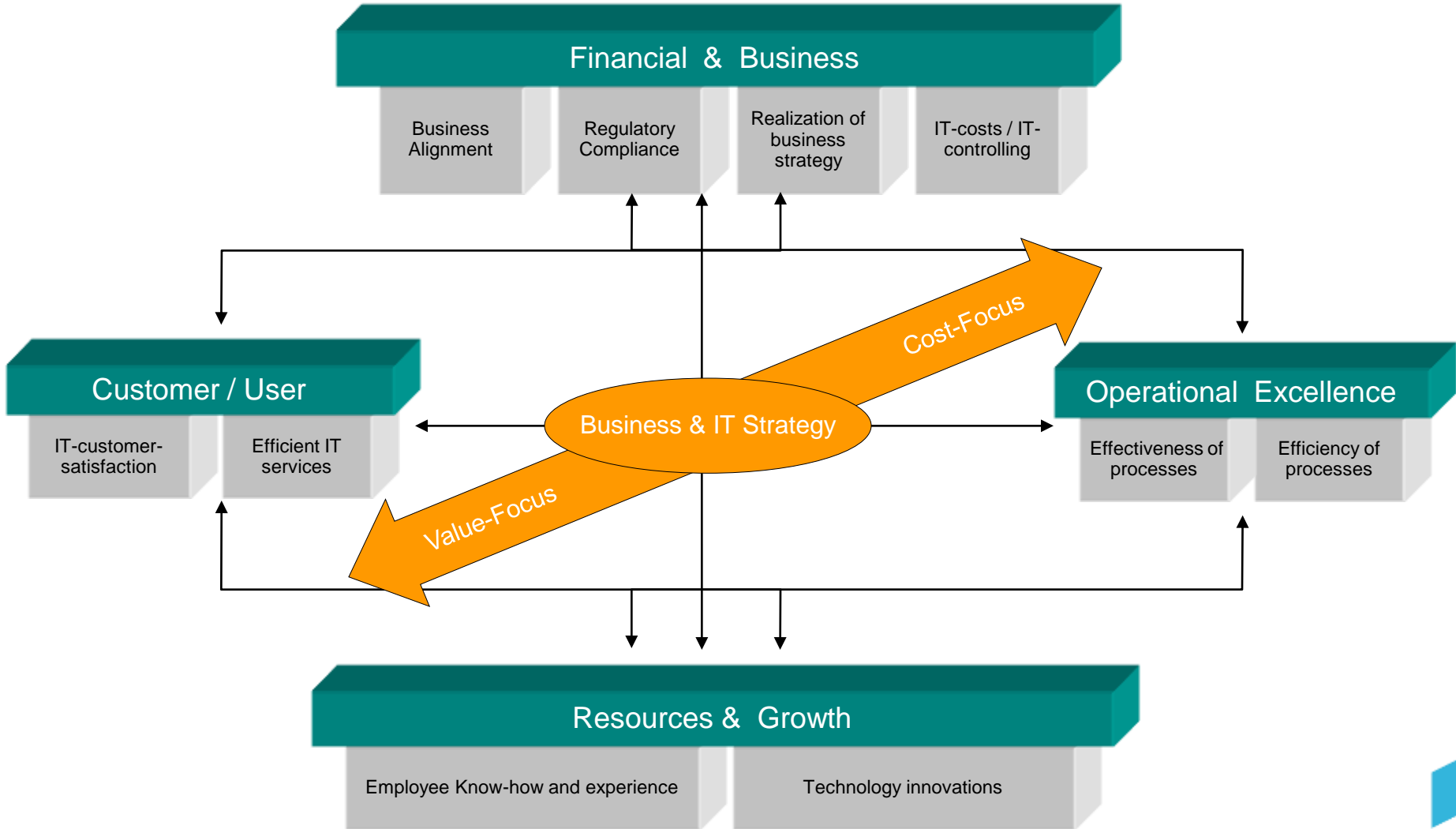


Cognos Business Intelligence



COGNOS BI

Balanced Scorecard Approach





www.ibm.com/software/rational


Demo – Where are we?

Demand-
Management

IT-Planning/
Specification

Development

Measure / Control




Rational. software

IBM Rational Focal Point



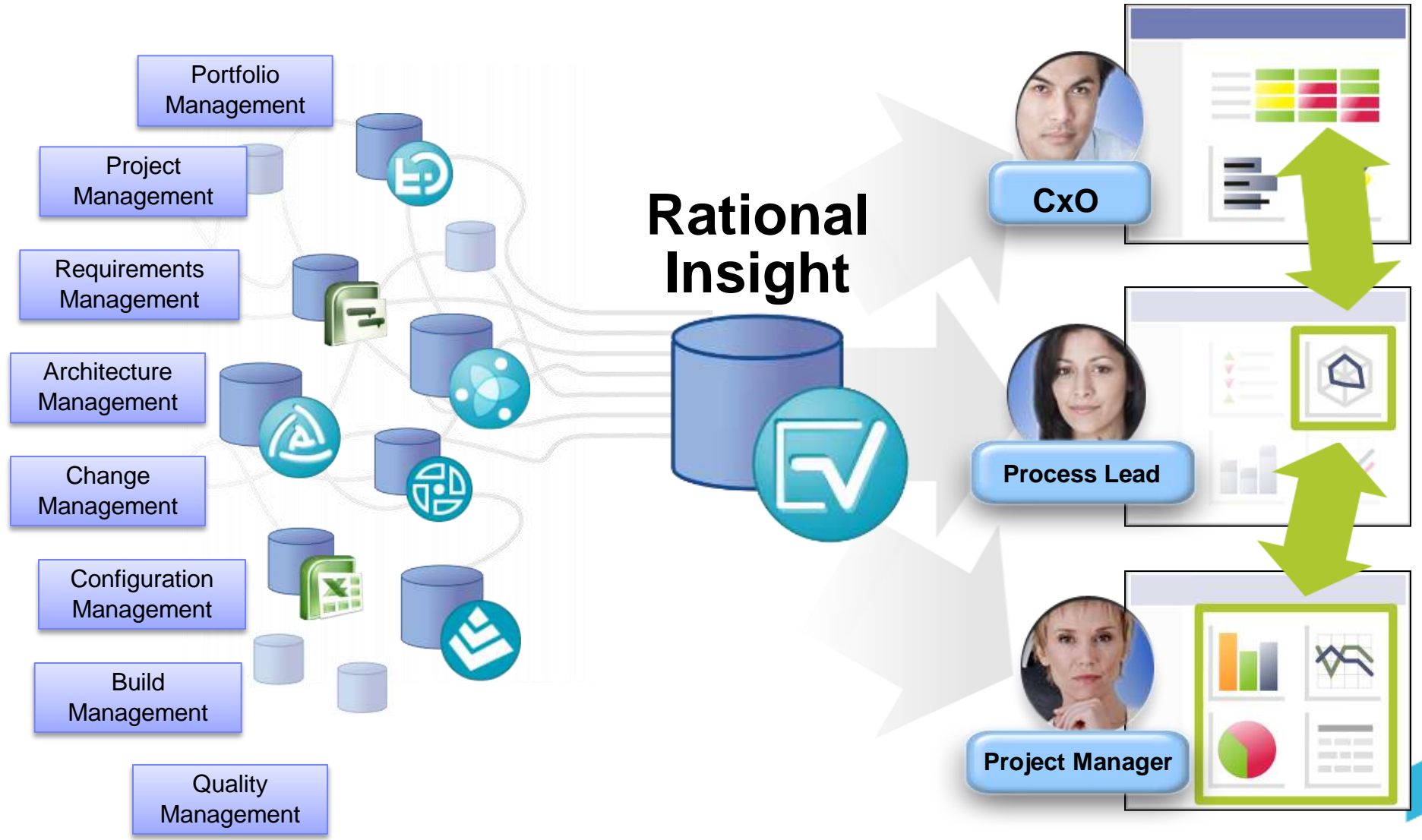
Rational. software

IBM Rational Insight



Cognos.
software

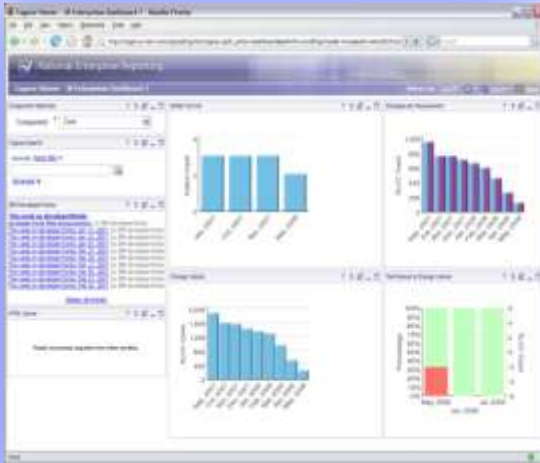
Performance Management for multiple disciplines and roles



Performance Management Across the Lifecycle

Powered by
Rational. software
Jazz

Rational.
Insight



Single View into Your Organizational Performance

Rational
DOORS

Rational
Focal Point

XML

Rational
ClearQuest

Rational
Measured Capability Improvement Framework (MCIF)

Rational
RequisitePro



Rational
ClearCase

Rational
Quality Manager

HP Quality Center

MS Project

Rational
Requirements Composer

Rational
Team Concert

Partners

3rd Party

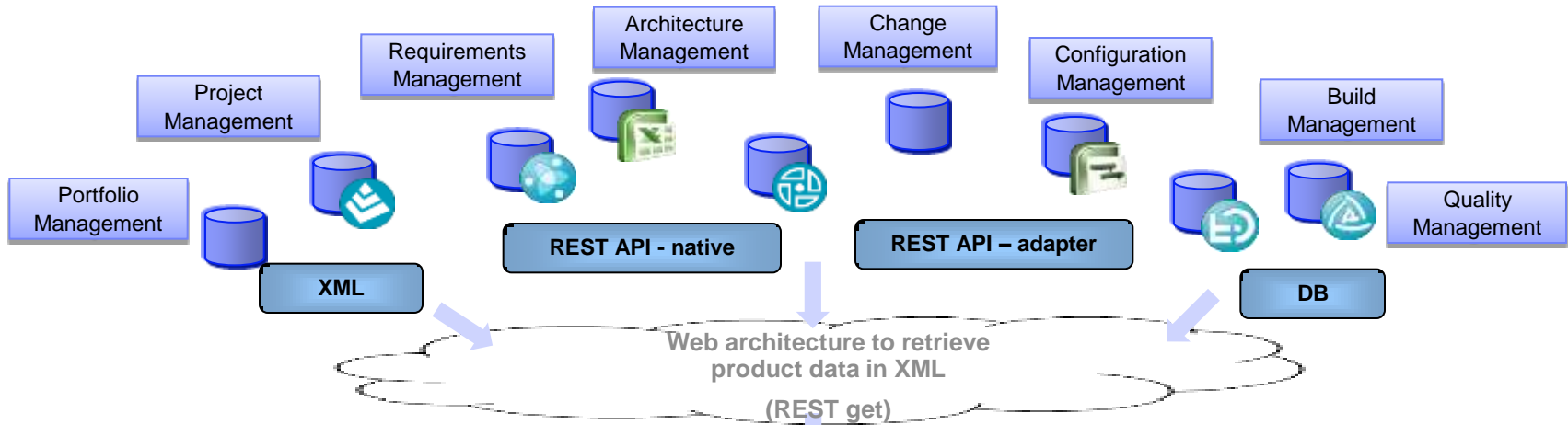
SQL DBs

Excel

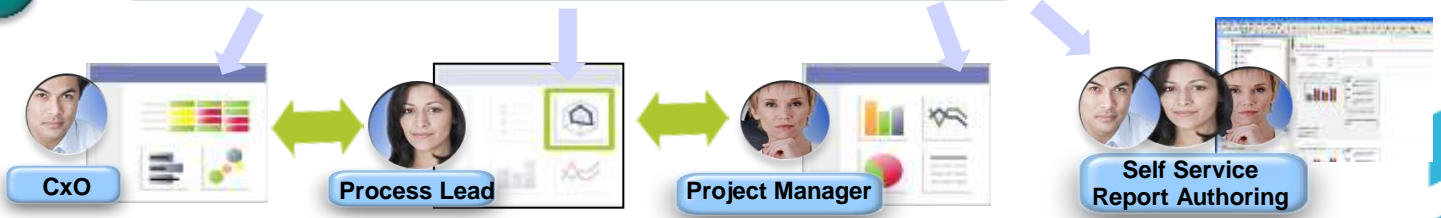
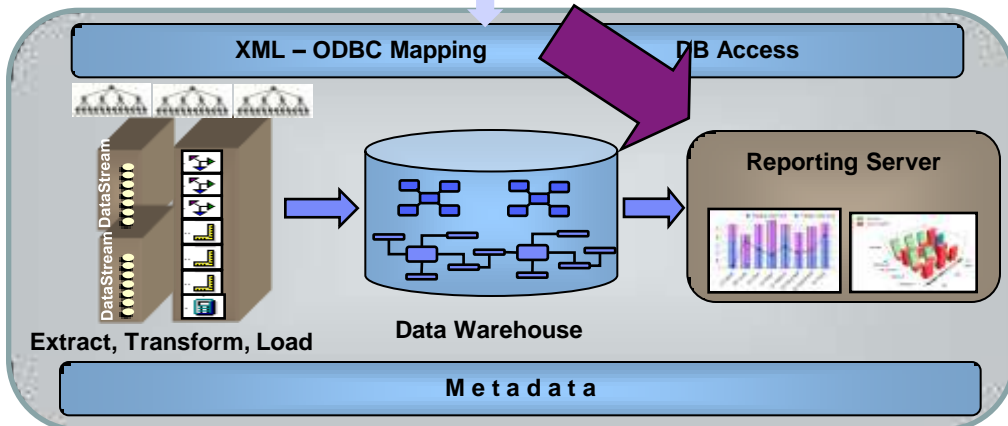
REST

Next NOW!

Customization and Deployment Capabilities



- Open Data Architecture
- Enterprise Data Warehouse
- Industry Proven BI Platform





www.ibm.com/software/rational

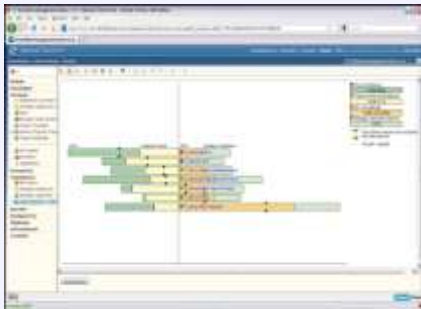
Demo – Where are we?

Demand-
Management

IT-Planning/
Specification

Development

Measure / Control




Rational. software

IBM Rational Focal Point



Rational. software

IBM Rational Insight



Cognos.
software

Situation in Portfolio Management *today*



No Transparency: „Which information are most current, who changed or approved what, when and why?“

No Traceability: „Does changes in one document have impacts to other documents?“

No Objectivity: „Why should one project be started and another be stopped? “

Optimized Portfolio Planning with Rational Focal Point

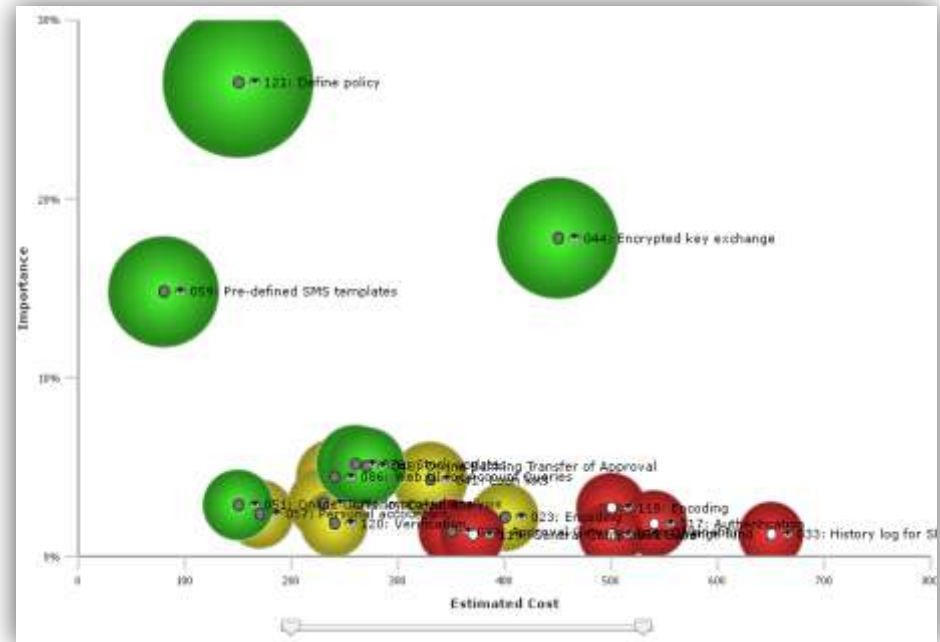
- **Portfolio- and Demand Management**

- **Escape the „Jungle of Documents“**

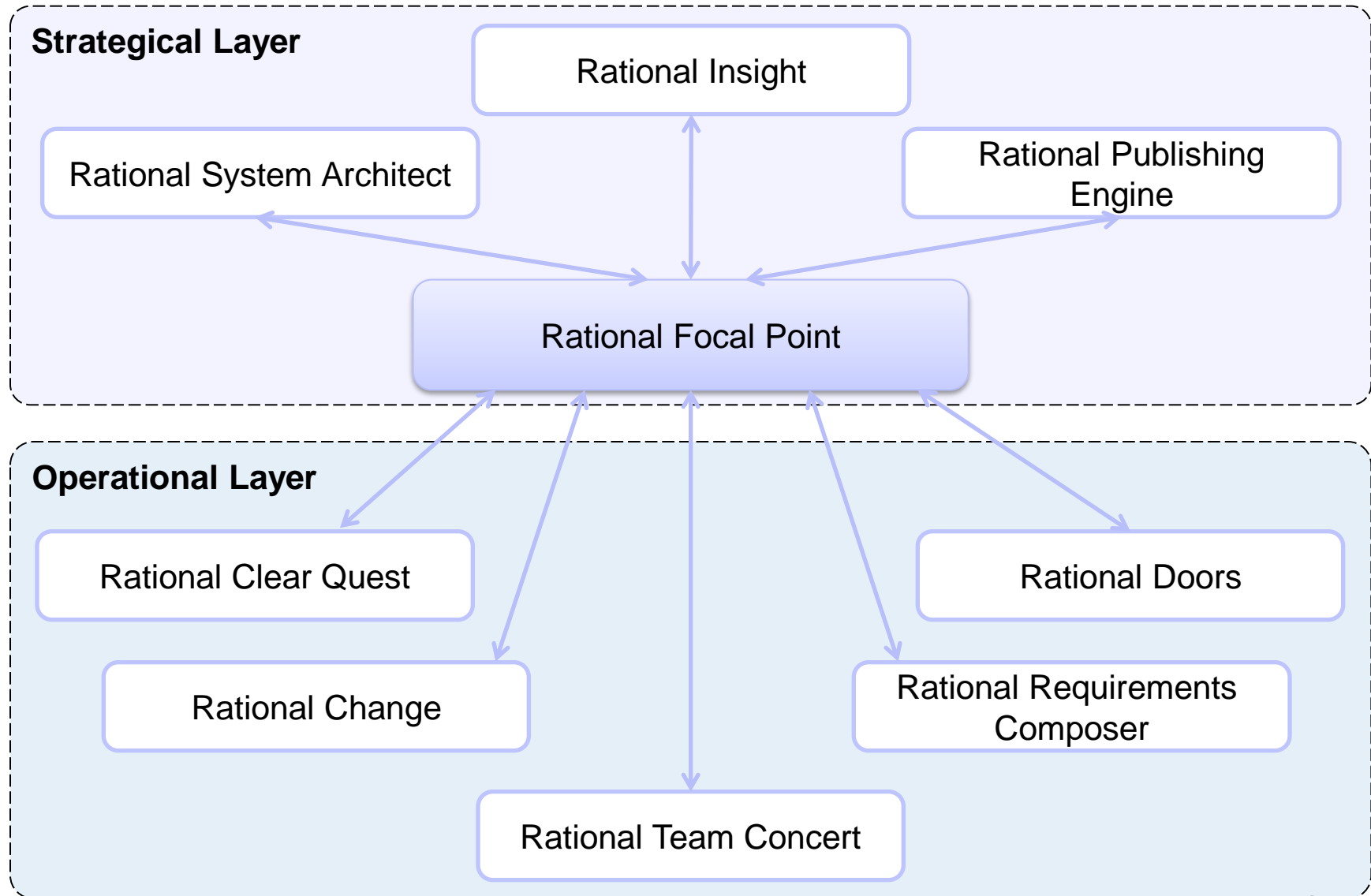
- Gather all inputs into one centralized repository using a consistent process
- Access the relevant information by role based views
- Bridge between Business and IT
- Seamless integration into the Rational ALM solution

- **Overcome the influence of the loudest voice in the room**

- Support of objective and transparent decision making
- Portfolio and investment planning with the best trade-off between cost/benefit
- Strategic alignment of all decisions



Focal Point Integration Points



Customization and Deployment Capabilities

- German Embedded Manufacturer
 - Collecting of marked requirements including financial calculations
 - Enrichment of existing information with cost data coming from SAP
 - Aggregation of all financial data to a entity level, in a consumable way for the CxO level

Entity	costs of projects ≥ 3k	costs of projects < 3k	Other costs [in %]	Indirect costs [in %]	NRE vs. expenses [in %]	Costs vs. Plan	COGS vs. Plan	D time vs. Plan	time goal	(complexity)
Bayern	37.96	0	5.45	30.43	0	74.9 %	NaN %	46.7 %	5.3 %	85 points
Hessen	34.04	0.45	8.5	57.01	0	95.9 %	NaN %	25.5 %	0 %	12 points
Berlin	61.25	23.54	3.44	11.77	12	96.9 %	NaN %	39.1 %	3.3 %	39 points
HH	46.85	0.93	6.25	37.98	3	-18.8 %	NaN %	-14.1 %	0 %	28 points
HB	48.85	19.49	0.79	30.87	2	81.8 %	NaN %	-14.1 %	2.8 %	85 points
NRW	95.9	5.93	0.07	19.09	9	74.9 %	NaN %	-16.5 %	0 %	23 points
RHP	64.12	25.96	8.2	23.31	7	95.9 %	NaN %	-16.5 %	0 %	38 points
MeVp	33.36	23.92	0.6	21.92	9	81.6 %	NaN %	48.7 %	3.3 %	91 points

- German Automotive Supplier
 - Gathering of all project relevant data in a formalized way in one data repository
 - Creation of status reports out of the stored information
 - Generation of reports with aggregated data for the CxO level with Rational Publishing Engine, like status of different competence centers

Competence Center	Status			Comments
	Q2 2012	Current Status & Trend	Timing Budget Quality	
Trade		➔	100 100 100	
Sales, Logistics & Finance		➔	92 100 100	En Formulare zu CC Sales, Altes DR
SCM & Manufacturing		➔	82 100 94	SCM Subproj
Infrastructure		➔	83 100 100	

Summary

CIO Mandates

Streamline operations and increase organizational effectiveness
(Leverage)

Refine Business processes and enhance collaboration
(Expand)

Change the industry value chain through improved relationships
(Transform)

Radically innovate products, markets, business models
(Pioneer)

Rational Insight

Cockpit for multiple disciplines, roles and tools
(Rational and 3rd Party)

Dashboard with Drill-Down into individual areas, e.g. requirements, test results and defects

Analysis to find bottlenecks and within the development lifecycle

Improvement of quality and time-to-market due to a transparent insight into all development disciplines

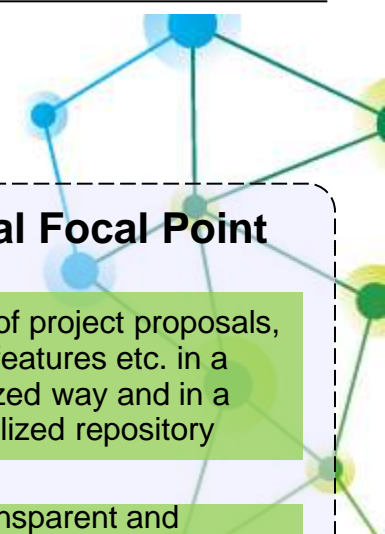
Rational Focal Point

Gathering of project proposals, ideas, features etc. in a formalized way and in a centralized repository

Transparent and comprehensible planning including the voice of stakeholders like business departments, customers etc.

Arrange work around value by the objective prioritization of projects with industry specific criteria

Planning of the project portfolio with the optimal trade-off between cost and benefit



QUESTIONS

www.ibm.com/software/rational



www.ibm.com/software/rational

© Copyright IBM Corporation 2012. All rights reserved. The information contained in these materials is provided for informational purposes only, and is provided AS IS without warranty of any kind, express or implied. IBM shall not be responsible for any damages arising out of the use of, or otherwise related to, these materials. Nothing contained in these materials is intended to, nor shall have the effect of, creating any warranties or representations from IBM or its suppliers or licensors, or altering the terms and conditions of the applicable license agreement governing the use of IBM software. References in these materials to IBM products, programs, or services do not imply that they will be available in all countries in which IBM operates. Product release dates and/or capabilities referenced in these materials may change at any time at IBM's sole discretion based on market opportunities or other factors, and are not intended to be a commitment to future product or feature availability in any way. IBM, the IBM logo, Rational, the Rational logo, Telelogic, the Telelogic logo, and other IBM products and services are trademarks of the International Business Machines Corporation, in the United States, other countries or both. Other company, product, or service names may be trademarks or service marks of others.

Acknowledgements and disclaimers

Availability: References in this presentation to IBM products, programs, or services do not imply that they will be available in all countries in which IBM operates.

The workshops, sessions and materials have been prepared by IBM or the session speakers and reflect their own views. They are provided for informational purposes only, and are neither intended to, nor shall have the effect of being, legal or other guidance or advice to any participant. While efforts were made to verify the completeness and accuracy of the information contained in this presentation, it is provided AS-IS without warranty of any kind, express or implied. IBM shall not be responsible for any damages arising out of the use of, or otherwise related to, this presentation or any other materials. Nothing contained in this presentation is intended to, nor shall have the effect of, creating any warranties or representations from IBM or its suppliers or licensors, or altering the terms and conditions of the applicable license agreement governing the use of IBM software.

All customer examples described are presented as illustrations of how those customers have used IBM products and the results they may have achieved. Actual environmental costs and performance characteristics may vary by customer. Nothing contained in these materials is intended to, nor shall have the effect of, stating or implying that any activities undertaken by you will result in any specific sales, revenue growth or other results.

© **Copyright IBM Corporation 2012. All rights reserved.**

– **U.S. Government Users Restricted Rights - Use, duplication or disclosure restricted by GSA ADP Schedule Contract with IBM Corp.**

IBM, the IBM logo, ibm.com, Rational, the Rational logo, Telelogic, the Telelogic logo, Green Hat, the Green Hat logo, and other IBM products and services are trademarks or registered trademarks of International Business Machines Corporation in the United States, other countries, or both. If these and other IBM trademarked terms are marked on their first occurrence in this information with a trademark symbol (® or ™), these symbols indicate U.S. registered or common law trademarks owned by IBM at the time this information was published. Such trademarks may also be registered or common law trademarks in other countries. A current list of IBM trademarks is available on the Web at “Copyright and trademark information” at www.ibm.com/legal/copytrade.shtml

Other company, product, or service names may be trademarks or service marks of others.