

IBM Rational Quality Manager V4.0

Lab exercise: Report creation

Objectives

In this lab, you complete these tasks:

- Download and import the provided Rational Reporting for Document Generation (RRDG) templates
- Create a report based on a Report Resource

Given

- The JKE Banking Money That Matters project

This lab is provided **AS-IS**, with no formal IBM support.

1.1 Download and import the provided RRDG templates

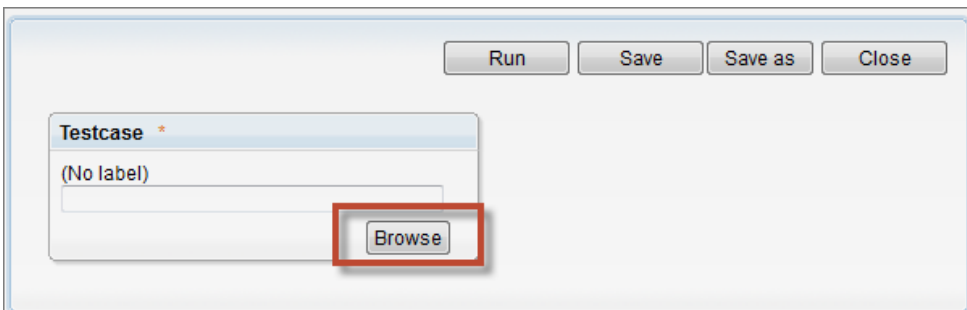
- __1. Open a web browser to <https://jazz.net/downloads/rational-quality-manager/releases/4.0?p=allDownloads>
- __2. Under Extras, download the **Sample Quality Manager templates for IBM Rational Reporting for Document Generation (RRDG)**
- __3. Extract to C:\Users\Rational\Documents\RQM-Extras-RRDGTemplates-4.0
- __4. From the Project Area, select **Reports > Browse Report Resources** from the Action Bar.
- __5. Click **Create Resource** in the upper right area of the page



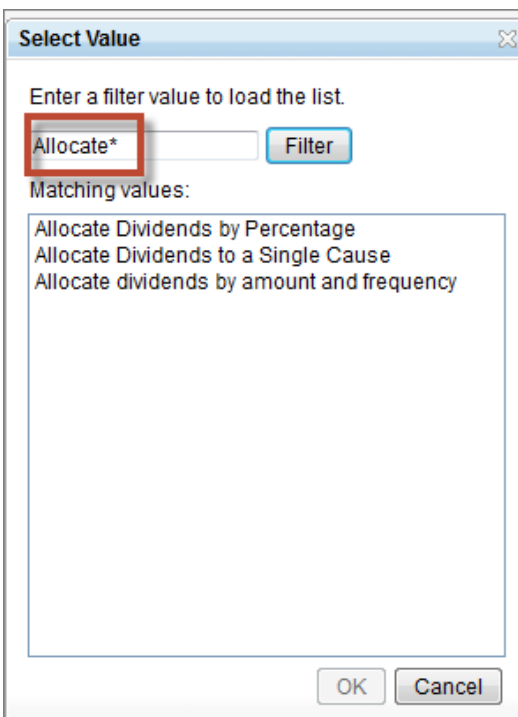
- Name: **RRDG Test Case Report**
 - Identifier: **rrdg.testcase**
 - Contents: **C:\Users\Rational\Documents\RQM-Extras-RRDGTemplates-4.0\testcase.dta**
- __6. **Save** the report resource

1.2 Create a report based on a Report Resource

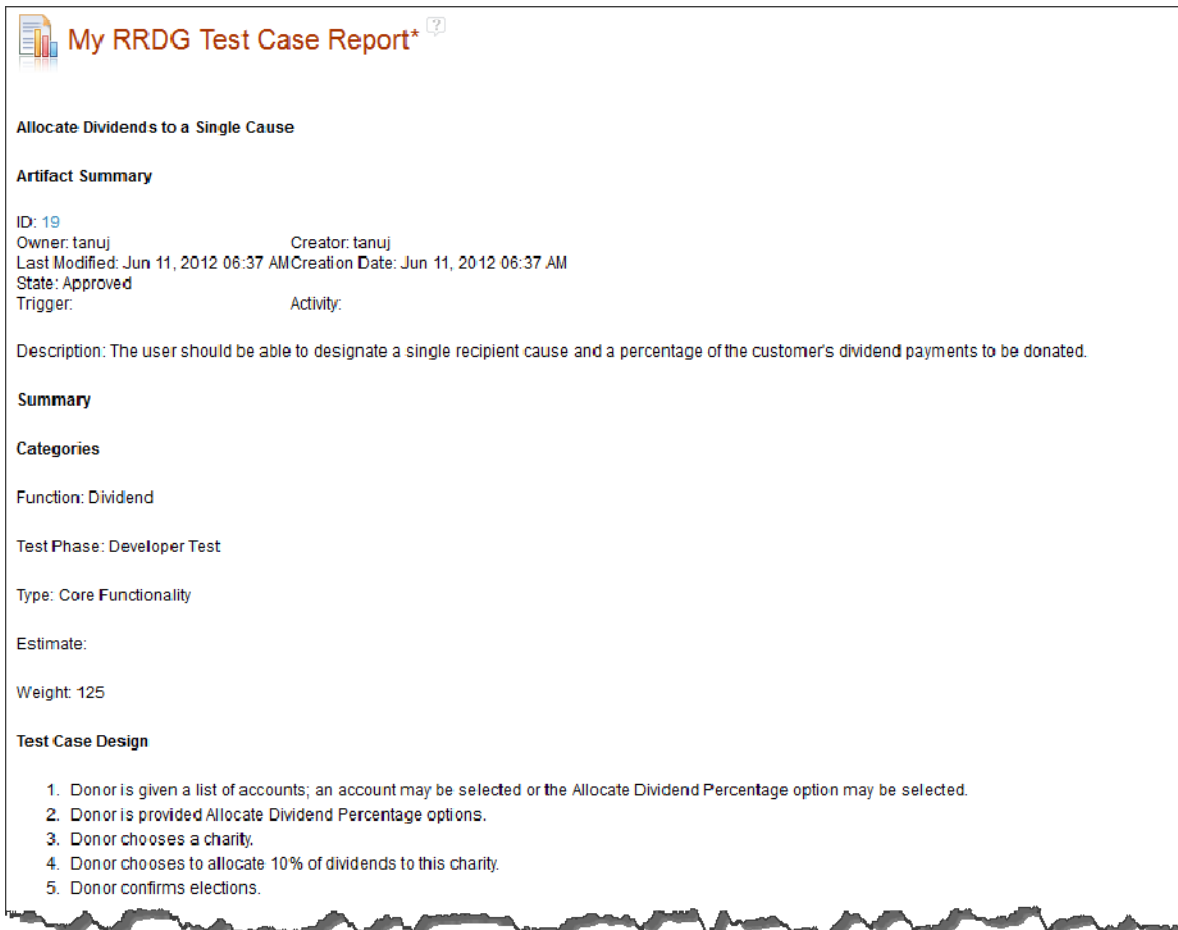
- __1. Select **Reports > Create Report from Resource** from the Action Menu
 - Name: **My RRDG Test Case Report**
 - Folder: **Shared Reports > Test case**
 - Resource: **RRDG Test Case Report**
- __2. **Save** the Report. This causes the report to immediately launch and prompt for parameters.
- __3. Click **Browse** to select the test case. Note that this parameter requires the full REST URI to the test case. Therefore, you **MUST** use the browse function.



- __4. In the Filter box, enter "**Allocate***". Note that unlike Work Item queries, you must enter the asterisk wildcard.



- Select test case **Allocate Dividends to a Single Cause** and click **OK**
- Click **Run** to run the report. (Note this can take several minutes to run)



My RRDG Test Case Report*

Allocate Dividends to a Single Cause

Artifact Summary

ID: 19
Owner: tanuj Creator: tanuj
Last Modified: Jun 11, 2012 06:37 AM Creation Date: Jun 11, 2012 06:37 AM
State: Approved
Trigger: Activity:

Description: The user should be able to designate a single recipient cause and a percentage of the customer's dividend payments to be donated.

Summary

Categories

Function: Dividend
Test Phase: Developer Test
Type: Core Functionality
Estimate:
Weight: 125

Test Case Design

1. Donor is given a list of accounts; an account may be selected or the Allocate Dividend Percentage option may be selected.
2. Donor is provided Allocate Dividend Percentage options.
3. Donor chooses a charity.
4. Donor chooses to allocate 10% of dividends to this charity.
5. Donor confirms elections.