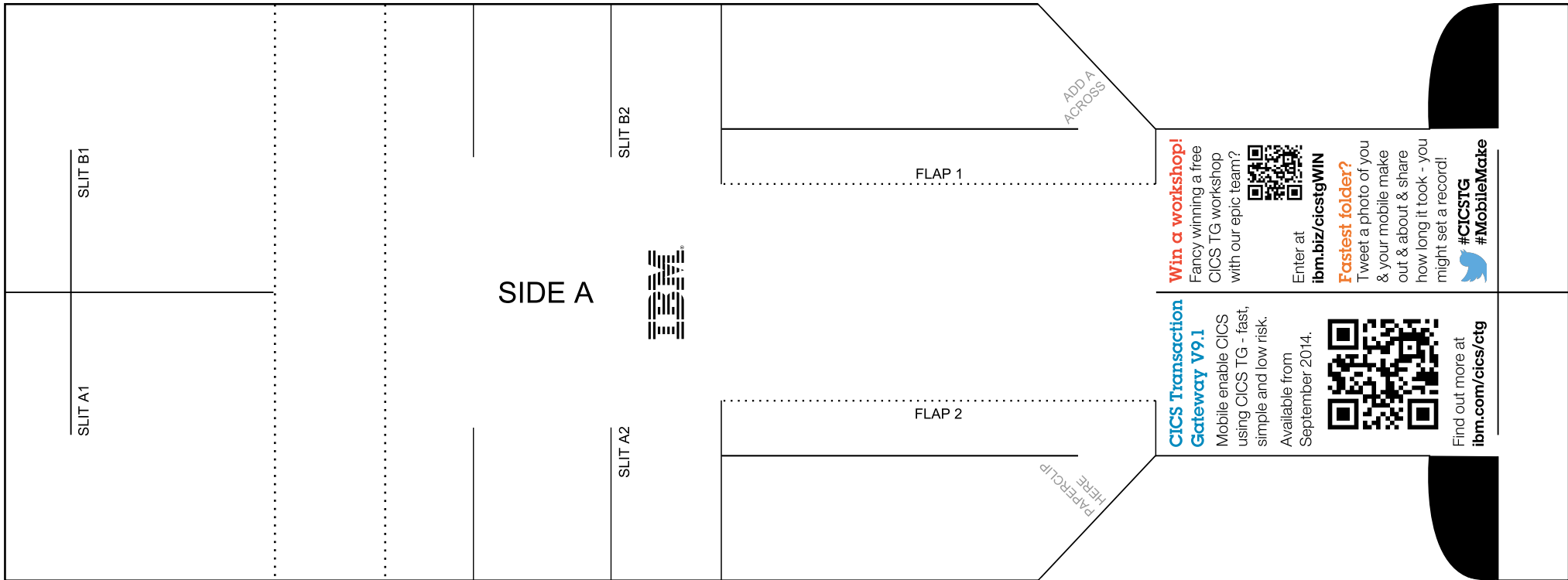


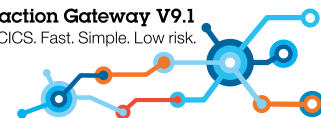
Dear mobile phone, This is for you. Love, CICS Transaction Gateway V9.1

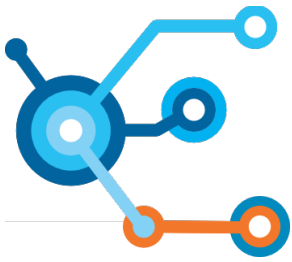


Go crazy. Make me.

1. Competitive? Start a timer before you begin your build; we're collecting best times.
2. Cut along all of the solid black lines. Cut off these instructions and keep them handy!
3. Lightly score along the dotted black lines found on Side A and Side B (only score the side the line is printed on).
4. Fold along each scored dotted line so that the dotted line is on the inside of the crease. Remember there are lines on both Side A and Side B.
5. Flatten the template back out, and start with Side A facing up.
6. Bring Slit A1 and Slit A2 up towards you and connect them by slotting them together.
7. Repeat by bringing Slit B1 and Slit B2 up towards you and slotting them together.
8. Turn the template over so Side B is facing up.
9. Bring Slit C1 and Slit C2 up towards you and connect them by slotting them together.
10. Repeat by bringing Slit D1 and Slit D2 up towards you and slotting them together.
11. Place the stand on its base and fold Flap 1 and Flap 2 in towards each other.
12. Bend Flap 3 and Flap 4 back so the arms stick up in the air.
13. For extra sturdiness, secure the flaps with a paperclip where indicated (tape would also work).
14. Display your new mobile phone stand proudly on your desk, and check out the cool stuff printed on it.

CICS Transaction Gateway V9.1
Mobile enable CICS. Fast. Simple. Low risk.

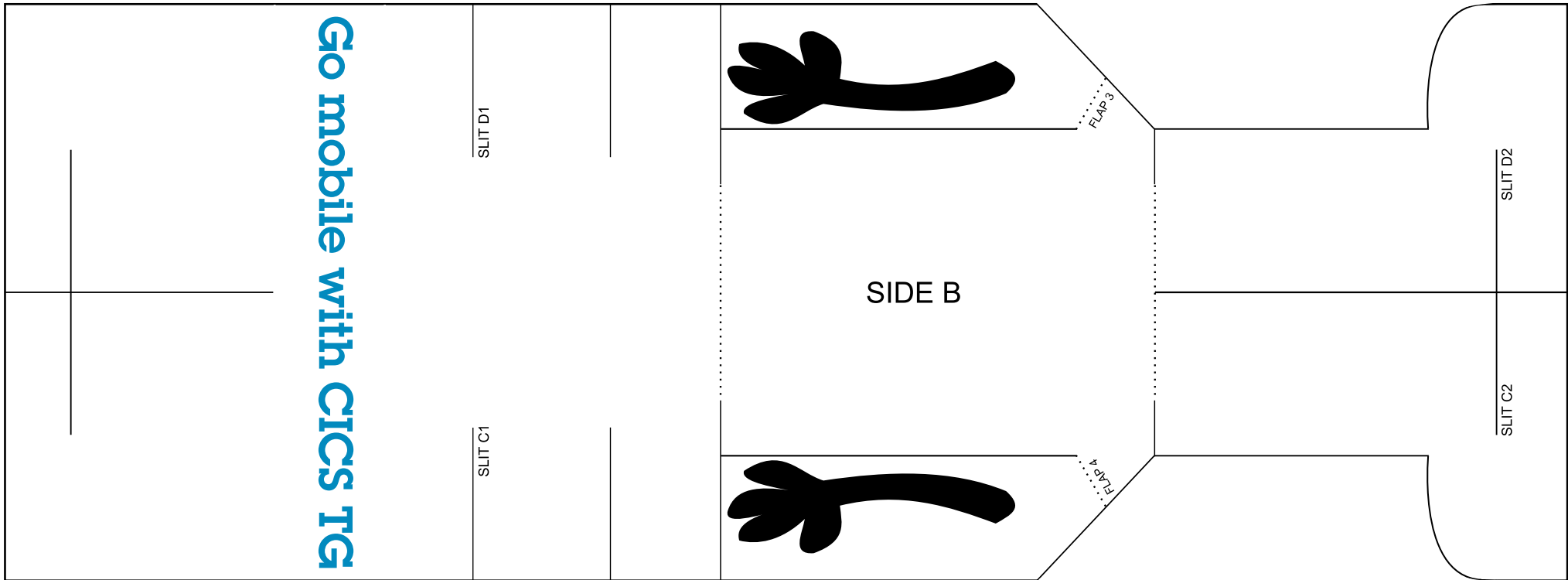




Ever owned an awesome DIY phone stand?

Now you do.

Turn over to get started building...



Essential Hints & Tips

- Ensure you warm up thoroughly before starting your build. We don't want anyone straining themselves.
- Try to fold and score the paper in as ninja-like a manner as humanly possible. This will make you feel good.
- Avoid paper cuts at all costs. They hurt. Lots.
- Name your finished stand with a lofty title. Then if you want to sound busy you can just say you have "Lord Ima Holder" at your desk and can't talk right now.
- Flaunt your phone stand regularly (hourly if possible), like an extremely proud parent. This will be endearing to all your colleagues, and not annoying. Honest.

Want more copies?

Download our printable PDF templates!

A4 Paper: ibm.biz/MobileMakeA4

US Letter Paper: ibm.biz/MobileMakeUSLetter

CICS Transaction Gateway V9.1
Mobile enable CICS. Fast. Simple. Low risk.

