



IBM BusinessConnect 2013

21 mars 2013
à l'IBM Client Center Paris

Vive(z) la révolution digitale, mobile et sociale !





IBM BusinessConnect 2013

21 mars 2013 à l'IBM Client Center Paris

Vive(z) la révolution digitale, mobile et sociale !





Intranet 2.0, comment favoriser l'engagement de vos collaborateurs

Offre Employee Experience Suite



Leclercq, Christophe  ×
Client Technical Professional - IBM Social Business and Collaboration Solutions, IBM Sales & Distribution, Software Sales
33-1-5875-2769
Business Connect Paris 2013
 I am available  **cleclercq77** ▾

[Blogs](#) [Forums](#) [Wikis](#) [Files](#) [Communities](#) ▾

Bollaert, Benjamin  ×
Executive Consultant - Web Experience & Social Business, IBM Sales & Distribution, Software Sales
33-1-5875-0852
Business Connect Paris 2013
 I am available  **benjb** ▾

[Blogs](#) [Forums](#) [Wikis](#) [Files](#) [Communities](#) ▾

La technologie a changé notre vie et nos comportements



Comment j'achète

Interactions avec mes pairs et les relations avec les entreprises avec lesquelles j'opère des transactions.



Comment j'engage des relations clients-prospects

en puisant dans une large palette de données Marché et d'expertises.

Comment je travaille

La collaboration de n'importe où et n'importe quand à partir d'une multitude de canaux.



La technologie a changé notre vie et nos comportements



5 secondes pour engager un visiteur avant qu'il ne parte du site.
30% partent
40% ne reviennent pas

Utilisateurs de tablettes :
 Taux de conversion **+2%**
 Panier moyen **+20%**

La population mobile sera **1.3 milliards**

5 s **81%** **les**

es
és

44% des entreprises font appel au crowd sourcing

4 sur 10 nombre d'utilisateurs de smartphones qui cherchent un article depuis le magasin

4 à 5 fois plus que la moyenne est dépensé par des acheteurs multicanaux

80% des PDG estiment offrir une excellente expérience client
8% de leurs clients sont d'accord

45% des clients demandent l'avis d'un proche avant d'acheter

81% des consommateurs se fient aux recommandations de leurs pairs

L'Offre Employee Experience Suite



Gérer, cibler et diffuser vos contenus



Gérer les contenus

Catalogue de modèles pour accélérer la contribution : types de contenus, composants (carrousel,...), modèles de page, usine à sites

Généralisation de l'édition en ligne

Gestion de formulaires pour sondages et enquêtes

Cibler selon les profils

Personnalisation de contenu selon ses attributs de profil

Personnalisation plus importante sur la page d'accueil

Gestion multi-langues

Diffuser vos contenus

Au travers de workflows

Date de mise en ligne / expiration

Sur votre ou vos sites Intranet

Sous la forme de flux RSS, ...



Le catalogue de modèles pour accélérer et simplifier la contribution



ABOUT PROGRAM BLOG LOCATION CONTACT REGISTRATION

ENGAGERIENCE: OUR INTERACTION DESIGNERS DESIGN AND CRAFT SIMPLE, FOCUSED, AND BEAUTIFUL SITES THAT CUSTOMERS LOVE USING.

1 2 3

Experience: A conference for professionals designing better web experiences

Some of the brightest minds, covering topics that get to the heart of matter, with in-depth sessions and the chance to discuss challenges with the experts. So come to Sydney, improve your fundamentals, reevaluate your strategies, and learn new techniques from the leaders in the field.

Why attend Experience?

The presenters at Experience 2013 will cover a range of topics in a mix of lectures, hands-on labs, and interactive sessions.

There will be case studies and examples to learn valuable and hard-won lessons from. You will learn processes you can adopt to accelerate your designs. You will hear about enhanced approaches to delivering better customer experiences across all channels and devices.

[READ MORE](#)

Themes, not dreams

Rather than a random mix of talks, each session at Experience 2013 is focused around a few important themes. We've asked our

EXPERIENCE 2013

Some of the brightest minds covering topics that get to the heart of the matter.

LATEST TOPICS

- Designing for Tomorrow, Today**
Last updated Nov 22, 2012
- Building with Web Standards**
Last updated Nov 21, 2012



Accélérer et organiser la contribution



Bénéficiaire des **types de contenus** déjà proposés

Article, Communiqué de presse, Message d'alerte, Communication, Offre d'emploi, Evènement, Formation, Séminaire, Sujet, Section (regroupement d'articles), FAQ, Téléchargement, Lien, Bibliographie, Lieux

Frequently Asked Questions

While registration is now closed, common questions relating to the conference and registration are listed here.

If you have any questions not covered below, just direct message us on [twitter](#) or email question@experience-conference.fiction.

- 1. What is the refund policy?**
There are no refunds.
- 2. How do I connect to the WiFi?**
- 3. Is there any transportation planned for attendees?**

Contenu de type « FAQ »

Benjamin Bollaert

Benjamin is the design lead for TekSmurf and the creator of the leading WYSINQWYG rich text editor.

benjamin.bollaert@fr.ibm.com

+33 6 77 03 44 12



At TekSmurf, Benjamin is responsible for all UX plans, designs, tests and optimization.

Contenu de type « Personne »

Accélérer et organiser la contribution

Exploiter les **composants** réutilisables



Experience Sydney

With its unforgettable harbor, gold has to be on your 'bucket' list. Mi vibrant and cosmopolitan city.

Listes

Visiting Sydney
An amazing natural harbour. Unforgettable experiences. An exciting food scene. Great art. Great museums. And best of all - these attractions are within easy reach of the city.
[READ MORE](#)

Getting There
Trains. Planes. Automobiles. Either one works, and the conference is easy to find, but we'll point you in the right direction too.
[READ MORE](#)

Venue
Free WiFi. Snacks, brunch, tea and coffee, and mints. Lunches and dinners included at the superlative Pavilion Kitchen.
[READ MORE](#)

EXPERIENCE 2013: SYDNEY

Three days of inspiration, education, and skills development for User Experience Designers.

Slideshow

SPONSORED BY INDUSTRY LEADERS

Carrousel

Brevetica Eneviratol Klashalytics

Accélérer et organiser la contribution

Utilisation ou création de modèles de page

The screenshot displays a web application interface with several key components:

- Page Properties:** Shows details for a page named "Development Track", including its friendly URL and workflow stage.
- Project:** A section for creating a new project, with a text input field containing "wpadmin - Jan 11, 2013" and a "Create" button.
- More Menu:** A dropdown menu with various options, including "New Child Page..." (highlighted with a red box), "New sibling Page...", "Move Page...", "Delete Page...", "Analytics", "Preview", "Share", and "Layout".
- Select a template:** A modal window with a search bar containing "Biography Index" and a list of templates such as "Alert Detail", "Alert Index", "Articles", "Basic", "Biography Detail", "Biography Index", "Communication Detail", "Communication Index", "Course Detail", "Course Index", "Download Detail", "Download Index", "Event Detail", "Event Index", "Facility Detail", "Facility Index", and "FAQ Index/Detail".
- Create Page:** A modal window for creating a new page, with fields for "Page Name" (Organisation) and "Friendly URL Name" (Organisation). It includes a checkbox for "Make this my private page" and a "Page Template" dropdown set to "Basic" (highlighted with a red box and a "Change" link).

Red arrows indicate the flow of the process: from the "More" menu to the "Create Page" modal, and from the "Create Page" modal to the "Select a template" modal.



Accélérer et organiser la contribution

Utilisation ou création de modèles de page

The image shows a Joomla! website interface. On the left, the 'Page Properties' sidebar is visible, showing details for a page titled 'Development Track' published on August 28, 2012. The main content area displays a 'SPEAKERS' page for the 'Experience 2013' conference, featuring a list of speakers with their names, photos, and brief biographies. A 'Select a template' dialog box is overlaid on the left side of the page, showing a search for 'Biography Index' and a list of available templates. A red arrow points to the 'Biography Index' template in the list.

Page Properties:

- Name: Development Track
- Friendly Url: Development-Track
- Workflow Stage: None
- Web Content: Development Track [1 more]
- Community: None

Select a template:

Search Templates: Biography Index

- Alert Detail
- Alert Index
- Articles
- Basic
- Biography Detail
- Biography Index
- Communication Detail
- Communication Index
- Course Detail
- Course Index
- Download Detail
- Download Index
- Event Detail
- Event Index
- Facility Detail
- Facility Index
- FAQ Index/Detail

SPEAKERS:

Experience 2013 hosts 12 of the most influential web practitioners on the planet.

The speakers at this year's conference are covering a range of topics in a mix of traditional lecture, hands-on labs, and interactive sessions.

CONNECT:

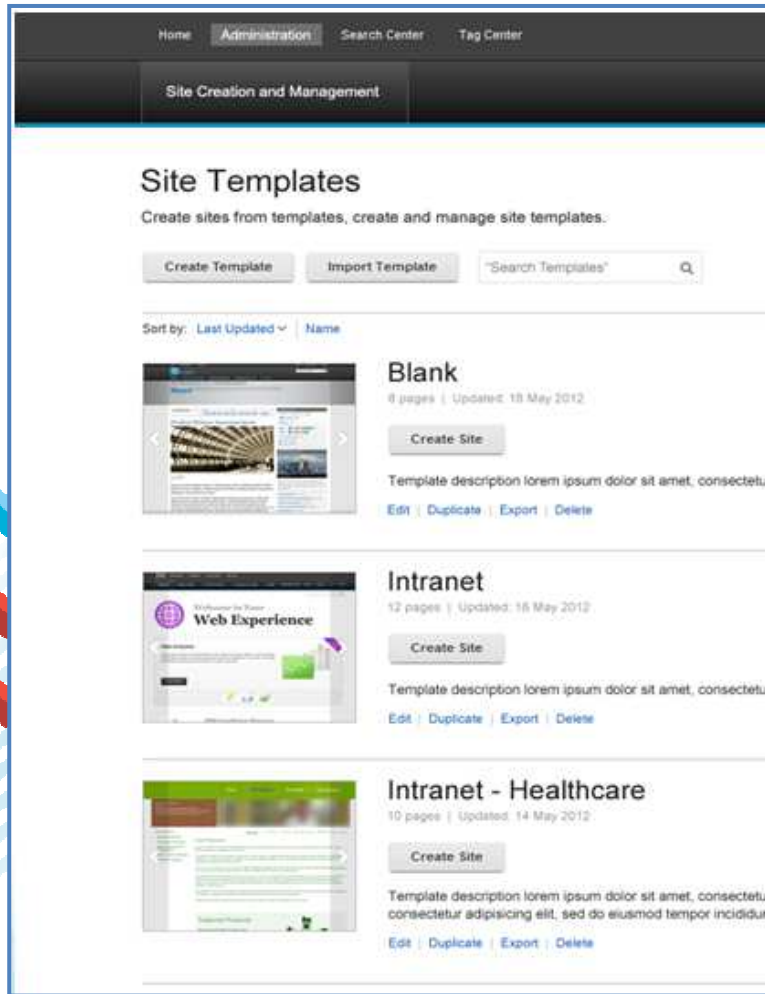
- Like: 0
- Tweet: 1
- Print this page

Speakers List:

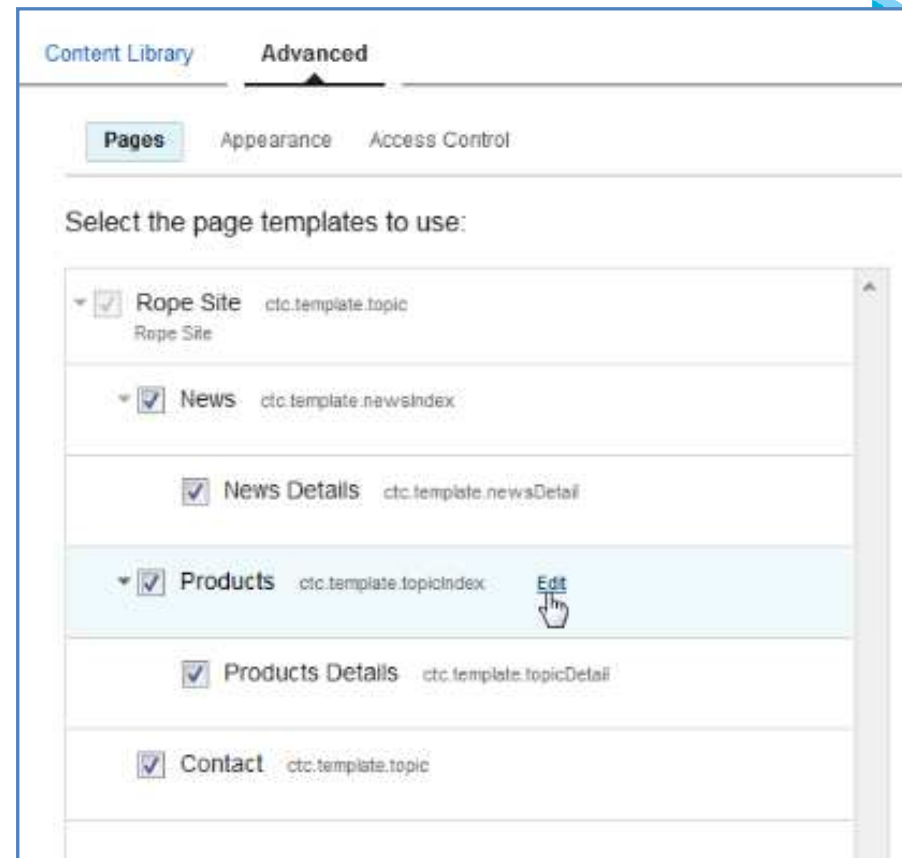
- Andrew Highton**
Andrew is the Director of Engineering for MintMemory and an active conference speaker covering user interaction, agile methodologies, and user-centered design.
- Benji Buttonworth**
Benji is the design lead for TekSmurf and the creator of the leading WYSINQWYG rich text editor.
- Charles Hemmingworth**
Charles is VP of Customer Experience at FindItOutFirst, which is a Hired Hot100 startup. He is also the author of the book Experience Matters and a former Director of Design at the New York Herald.
- Kenneth Brangles**
Kenneth is a freelance user interaction designer based in Sydney, Australia and the creative director of Experience 2013.
- Nico Hanton**
Nico has designed dozens of digital and physical products for Leuters - across news, financial, and business divisions.

Accélérer et organiser la contribution

Notion “d’usine à sites” : créer un site à partir de modèles



Sélection du site



Configuration des options

Accélérer et organiser la contribution

Edition en ligne facilitée

CTC Search

News Room Events Calendar About Us Media Room FAQs Alerts

Home / News Room / Press Releases

1 – Création d'une nouvelle page pour un communiqué de presse (à partir d'un modèle)

3 – Carrousel d'images déjà configuré qu'il faut assigner à un contenu ou une page de contenu (ie promotion)

Cras elit tortor, varius sit amet tristique non, eleifend ut leo. vivamus sed lectus et justo mollis fermentum et eu.

Latest Press Releases

Search for: From: To:



Study Finds Link to Asthma

Sep 17, 2011

2 – Mise à jour du contenu



Industry Leading Products and Solutions

May 11, 2011 by uid=wpsadmin,o=defaultVMFileBasedRealm

Fusce commodo tellus at nunc placerat sollicitudin. Proin aliquam metus nec est congue vehicula. Donec nulla quam, venenatis vitae luctus.

[Read more](#)



Agile Development Transformation

May 10, 2011 by uid=wpsadmin,o=defaultVMFileBasedRealm

Donec adipiscing, nunc sed pellentesque vestibulum, eros odio suscipit nulla, sit amet vulputate quam tortor eu mi. Nam laoreet adipiscing

Featured News



4 – Etendre le contenu de la page avec des news importantes

1 2

Faster

Aug 3, 2011

by uid=wpsadmin,o=defaultVMFileBasedRealm

Proin non metus nibh, non sagittis magna. Morbi vehicula fringilla mauris, sit amet consectetur nibh facilisis id. Class aptent taciti.

[Read more](#)

Connect

0

5 – Partage son message sur les réseaux sociaux

Prudential : utilisation d'Employee Experience Suite pour gérer de multiples sites



Site liée à la sécurité des informations



Site liée à la conformité dans les affaires



My Employee Self-Service RH Portal



Site de publication éditoriale (newspaper)





Démonstration de la contribution



Personnaliser la relation « collaborateurs » pour ensuite les engager

Par la définition de règles métiers décrites dans un langage naturel, les utilisateurs métiers personnalisent la “relation collaborateur” en fonction de leur rôle, de leurs attentes et de leurs usages



Illustration de la personnalisation pour cibler le contenu



Segments

Segments Utilisateur is

- Marketing when
- current Portal Users.departmentNumber is included in Marketing Communication and
- current Portal Users.countryName is France

add Condition

- IT when
- current Portal Users.departmentNumber is Informatique and
- current Portal Users.countryName is France

Contenu Marketing

Select Web Content

- whose Location is value and
- whose Authoring Template is CTC Design/Event and
- whose Category falls under marketing

add Condition

Include only

- do Action

- order by
- Publish date descending attribute

- show 5 items

Contenu IT

Select Web Content

- whose Location is value and
- whose Authoring Template is CTC Design/Event and
- whose Category falls under information technology

add Condition

Include only

- do Action

- order by descending

Règles d'association

- When Segments Utilisateur is Marketing or Profile
- do Contenu Marketing
- IT or Profile
- do Contenu IT





Démonstration de la personnalisation



L'Offre Employee Experience Suite



IBM SmartCloud



Cloud privé



Sur site




Hybride

L'intranet IBM

What's New

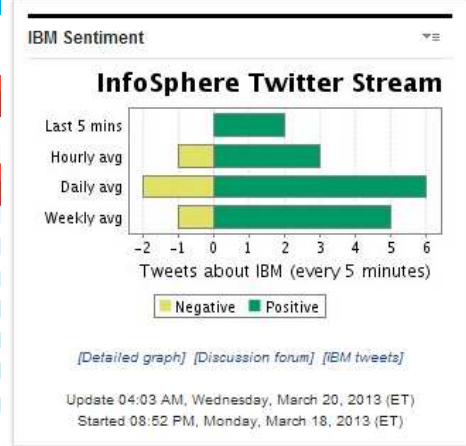
March 8 - w3next now upgraded to...

Clustered WebSphere Portal and Web Content Manager V8.0.0.1




Mobile too!

... stay tuned for new responsive theme, allowing common portal access from all device types! [More](#)



Transformation Metric

Connect and Share




christophe.leclercq@fr.ibm.com IBM Business Connect Paris 2013

effacer

Sur quoi travaillez-vous actuellement ?


Réseau **Fichiers** Communautés Activités

Vue :




Luis Suarez Good morning, Paris! Crispy morning! Brrr En route now to the Enterprise 2.0 Summit where I will be participating in 2 differ...
20 mars 2013 08:15 AM [Plus](#)

Franoise Otte 20 mars 2013 09:04 AM

 the agenda seems very interesting, looking forward to your feedback, enjoy the exchanges and the place, as it is very nice #e20s.

[Ajouter des commentaires](#)




Christophe Leclercq IBM Business Connect Paris 2013
20 mars 2013 08:58 AM [Plus](#)


[Accéder à Profils IBM Connections](#)

My News

Top stories



Sunseting Windows XP - New operating systems support business needs and enhance secure computing. [Profiled for all IBM]



Client Experience Jam: Thank you

March 12-15, 2013

Client Experience Jam

Defining the behaviors that make us IBM.

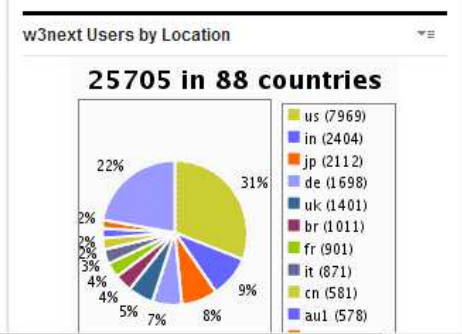
- **Register**
to Jam on 12-15 March.
- **Prepare**
to participate in the Jam.
- **Engage**
with IBMers 12-15 March.

My Links

[Expand all](#) [Collapse all](#)

[Essential Links]

(source: ODW Essential Links)



Fédérer les utilisateurs autour des communautés

The screenshot shows a website interface for outdoor adventures. At the top, there is a navigation bar with links for SHOP, TRAVEL, LEARN, ABOUT US, and a highlighted SHARE button. Below this is a secondary navigation bar with categories: experts' corner, photos, biking, camping, paddling, running, surfing, climbing, canyoneering, and comdavid. The main content area is divided into three columns. The left column features a vertical list of articles: 'Best kayaking location' by Frank Adams at Lake Tahoe, 'Humbling historic archs' by Lucy Starez in the Grand Canyon, and 'Amazing freestyle biking' by Ted Amado in Seattle. The right column has three sections: 'latest community content' with a list of articles like 'Latest climbing and canyoneering bookmarks', '3 Knots for Rappelling', and 'Don't hug the rock!'; 'community discussions' with topics like 'How to prevent rope abrasion?' and 'Rope management - bag or coil?'; and 'discussion leader' featuring a photo of a man and the text 'I am here to help. Ask me anything!'. The bottom right column includes 'experts' with a grid of 15 profile pictures, 'recommended video' with a video player showing a man in a hard hat, and 'connect' with social media sharing options for Like, Tweet, and Print this page.

Navigation: SHOP, TRAVEL, LEARN, ABOUT US, **SHARE**

Categories: experts' corner, photos, biking, camping, paddling, running, surfing, climbing, **canyoneering**, comdavid

Outdoor Adventures

Best kayaking location
Frank Adams | Lake Tahoe

Humbling historic archs
Lucy Starez | Grand Canyon

Amazing freestyle biking
Ted Amado | Seattle

1 - 3 of 9
Refresh

latest community content

- Latest climbing and canyoneering bookmarks (0 likes, 0 comments)
- 3 Knots for Rappelling (7 likes, 5 comments)
- Don't hug the rock! (8 likes, 5 comments)
- Canyoneering Training at Bluejohn Canyon (0 likes, 0 comments)
- Cool canyoneering jump.mp4 (8 likes, 5 comments)

First | Previous | Next | Last

community discussions

- How to prevent rope abrasion?
- Rope management - bag or coil?
- Marking your rope
- Hangers coming loose on bolts
- Climbing helmet vs whitewater helmet?

First | Previous | Next | Last

discussion leader

I am here to help. [Ask me anything!](#)

experts

recommended video

connect


- Like (0)
- Tweet (0)
- Print this page

Engager vos utilisateurs au sein de votre intranet



« Des collaborateurs engagés amènent une expérience client particulière, qui elle même génère des résultats business supérieurs »

This screenshot shows a dashboard with a navigation bar at the top containing 'Home', 'Administration', 'Applications', 'Search Center', and 'Tag Center'. Below the navigation bar is a search box and a menu with items like 'Latest Updates', 'Meetings & Events', 'Our Company', 'Executive Insights', 'Sales Dash', and 'Social Sales Dash'. The main content area is divided into sections: 'Welcome to the Sales Dash...', 'Recent Sales Activity' (a table with columns for ID, amount, and name), 'Latest News' (a list of articles with thumbnails), and a 'Bases on Category: Beverages' section featuring a pie chart and a legend with 14 items like 'Café de table', 'Chai', 'Chang', etc. At the bottom, there is a 'Dashboard Filter' section with dropdown menus for 'Category', 'Product', 'Lot', 'Local', 'Salesperson', and 'Datefilter Date Range'.



This screenshot shows a social intranet dashboard. The top navigation bar includes 'Home', 'Administration', 'Applications', 'Search Center', and 'Tag Center', along with user information 'wpaadmin' and 'Log Out'. Below the navigation bar is a search box and a menu with items like 'Latest Updates', 'Meetings & Events', 'Our Company', 'Executive Insights', 'Sales Dash', and 'Social Sales Dash'. The main content area is divided into sections: 'Recent Sales Activity' (a table with columns for ID, amount, and name), 'Welcome to Sales Community' (a welcome message and 'Join this Community' button), 'Activities and Tasks' (a list of activities with 'View All' link), 'Discussions' (a list of discussion topics with 'View All' link), and 'Latest News' (a list of articles with thumbnails). At the bottom, there is a 'Bases on Category: Beverages' section featuring a pie chart and a legend with 14 items like 'Café de table', 'Chai', 'Chang', etc.

Contextualisation de l'information
 Contenu ciblé
 Contenu social approprié

Social Web Experience



Interface unifiée qui associe les applications, les contenus web et les capacités sociales pour construire l'Expérience utilisateur

WCM Rendering portlets
WEF, Activity Stream etc...

Socle collaboratif complet: fichiers, forums, blogs, wikis, activités etc ...



Démonstration du social rendering



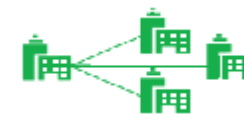
L'Offre Employee Experience Suite



IBM SmartCloud



Cloud privé



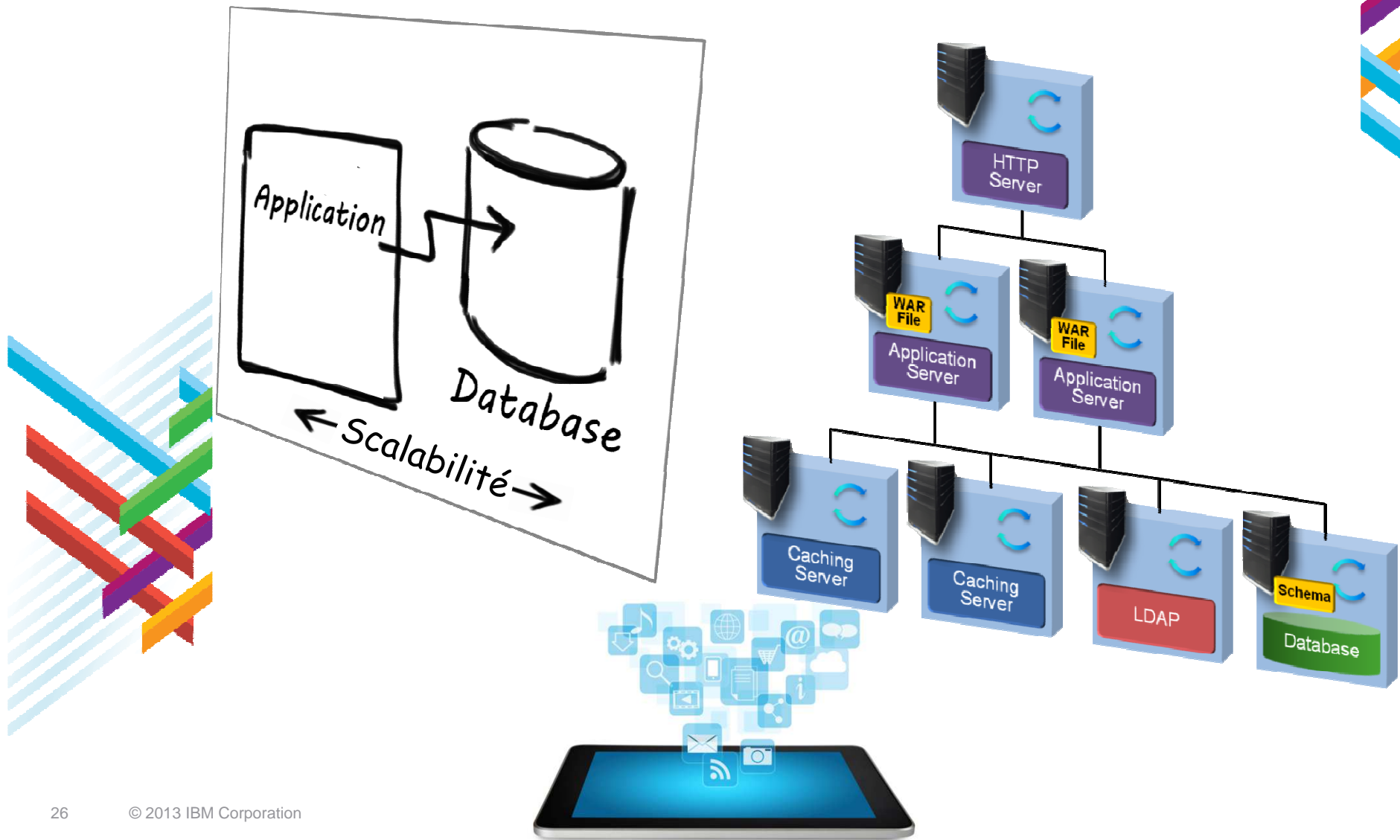
Sur site



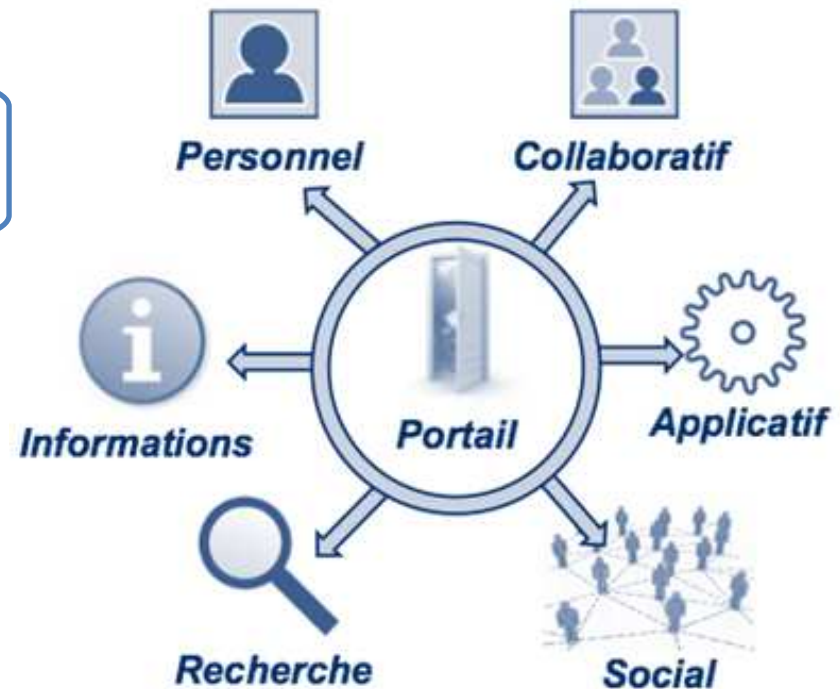
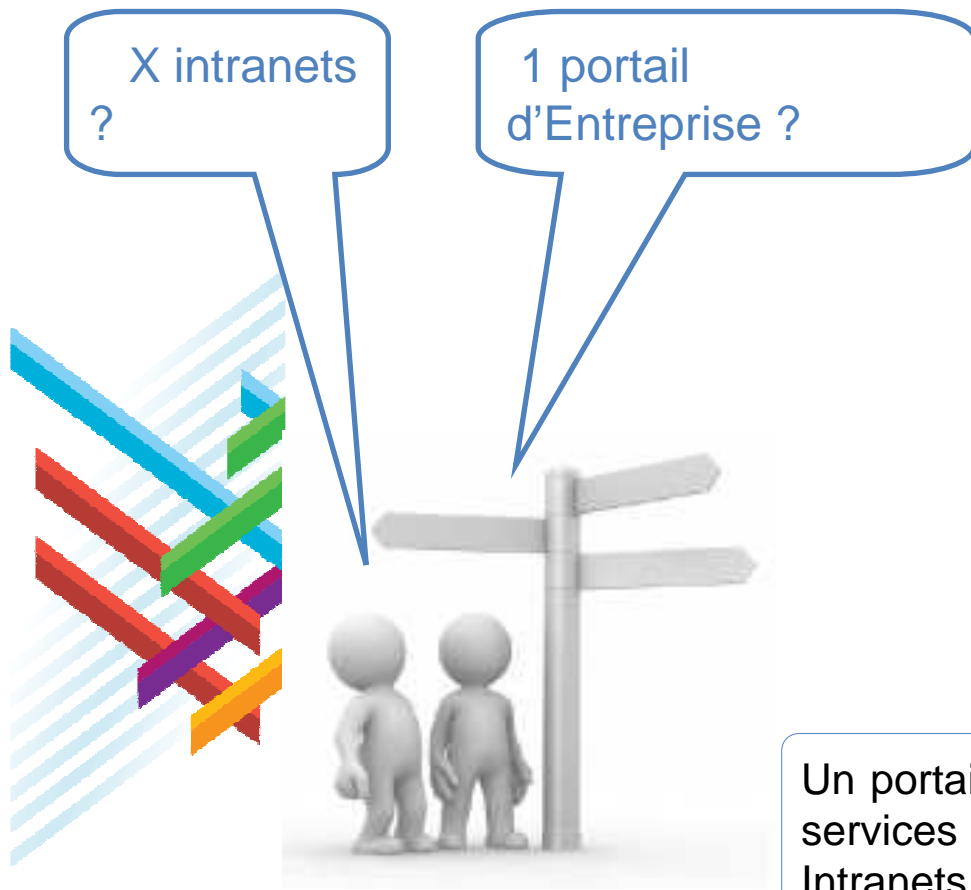
Hybride



Plus value du portail ...technique



Plus value du portail ...pour les métiers



Un portail d'entreprise est aussi utile pour agréger des services ou applications que de développer des Intranets ou des univers métiers

Exemple dans le secteur de l'assurance

La chaîne de valeurs simplifiée



Opérations



Agent / Courtier



Client



Comment cela fonctionne-t-il aujourd'hui?



L'utilisation indépendante de chaque système aide-t-il véritablement les individus à travailler efficacement?

Exemple de poste de travail intégré aujourd'hui



Exemple de poste de travail intégré demain

Infuser les technologies sociales 2.0 dans vos processus métier

Home Broker Dashboard Samantha Daryn Recent Applications Help

Broker Dashboard

Customer Search [Go]

Customer Events

Show: All Take Action Monitor Status

Flux d'Activités

- John Smith's mortgage application has been approved with conditions
- Mary Jones' Equityline Visa application has been approved
- Mike Sulley's submitted the Statutory Declaration form
- Mike Sulley's submitted the Authorization to Disclose information for
- John Smith's mortgage application has been suspended
- Hank Adams' Secured Visa application has been denied
- Mary Jones' Equityline Visa application is pending review
- John Smith's mortgage application is in Stage 1 review
- Hank Adams' Secured Visa is pending review
- John Smith's mortgage application has been completed
- Tim Perry's mortgage application has been approved with conditions
- Jennifer Bates' Equityline Visa application has been approved

Action à réaliser

My Business Overview

Business Trend

19	Net Change	▲ 3.2%
32	New Business	▲ 4%
13	Business Lost	▲ 8%
22	Renewals	▲ 4% Last Month
83	Lapsed	▲ 12% Last Month

De manière sociale

John Smith's mortgage application has been suspended

Add a Comment

Show previous comments

- Dan Misawa Aug 11
John Smith's application was missing a signature on page 13.
- Samantha Daryn Today
Thanks for the notification. We sent that page over with an electronic signature earlier today.
- Sam Curman Today
Just received it, thanks Samantha

Add a comment

Eric Collins
BOM Sales
View All Online



CEMEX et le projet « Shift » pour engager davantage les collaborateurs



CEMEX | Shift Translate Help Log Out

Home My Workspace My Services Life at CEMEX Inside CEMEX All Sources

Dashboard Profiles Communities Apps Policy Center Think n' Build iNotes CDM

Luis Fernando Lozano Belaunzaran
Edit My Profile

My Network MORE

Global Initiatives

- Global transformation of collaboration practices
- Aggregates
- Government relations
- Infrastructure projects
- Alternative fuels and biomass
- Improve Clinker Factor Reduction
- Promote development and sales of new readmix product

Communities I Follow

Popular Services

My Communities

My Forums

My Wikis

Share

Status Thank you Tap Bookmark File

What are you working on? Share

Blogs Network Communities Everything Discover Tag

Re: How often do you give informal feedback?
James Fairclough | 2012-05-18

China Cement Industry News(7 to 18 May)
Sally Yang | 2012-05-18

PRUEBA / INFORMATIVO PARA APERTURA DE MAÑANA EN PD 212 HMO
ruben ussiel sánchez leyva | 2012-05-17

Entrega de regalos - Día del Niño
Luis Fernando Gonzalez Hernandez | 2012-05-17

El ABC del Vino: Introducción a un Mundo de Sabores
Violeta Adriana Ramirez De Alejandro | 2012-05-17

Dove Pride Day
Neil Farmer | 2012-05-17

Collaborate by difference
Ricardo Torres de Acha | 2012-05-16

Revelación de Secretos Industriales DuPont

Today **Coming Events**

- Inauguration du site CEMEX à Dolus d'Oléron (UP BPE et dépôt granulats). | 2012/06/15
- Réunion de concertation CXB Ile-de-France, CXG Val de Seine et CHS. | 2012/05/21

Shift App Store is now available
Download CEMEX Apps

How to use my Workspace tab properly
Find out **HERE**

Still wondering What is Shift?
Click **HERE**

Objectifs

- Créer les conditions de l'innovation au travers d'un Intranet mêlant contenus, processus et collaboration

Solution

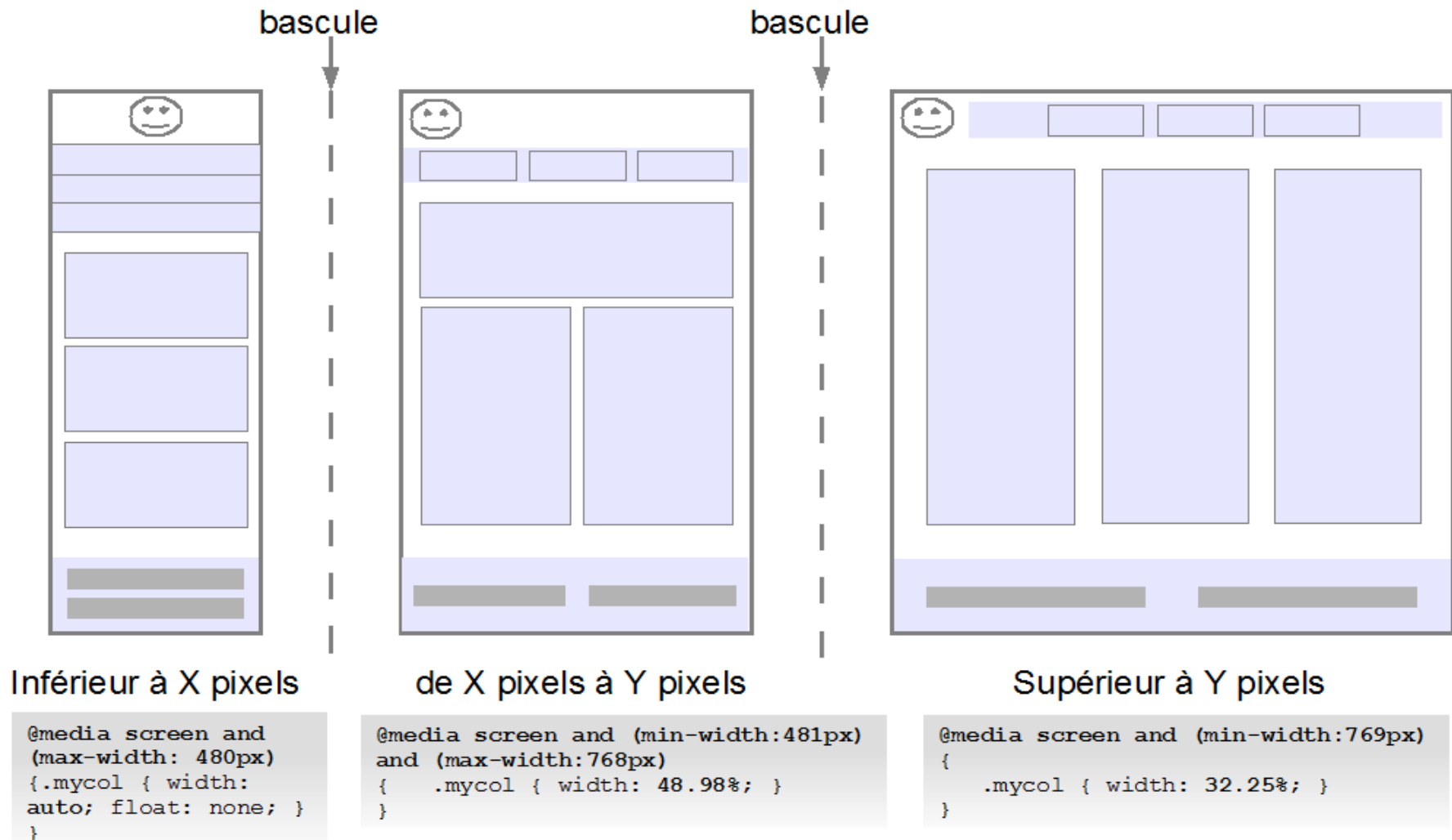
- Employee Exp Suite pour ses collaborateurs disponible en 11 langues.

L'Offre Employee Experience Suite

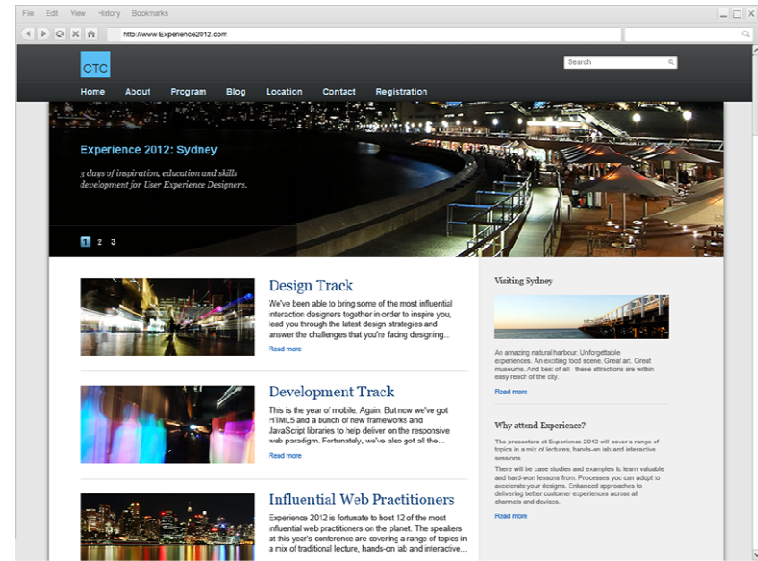
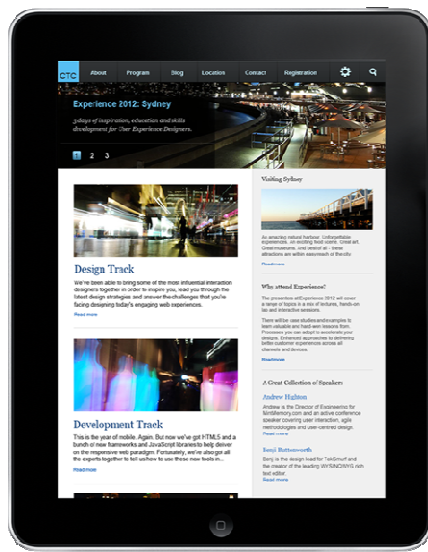


Responsive Design

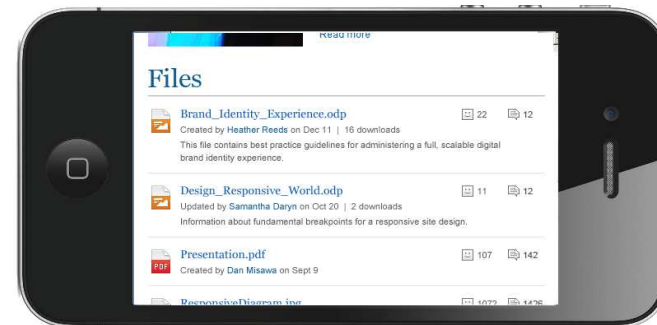
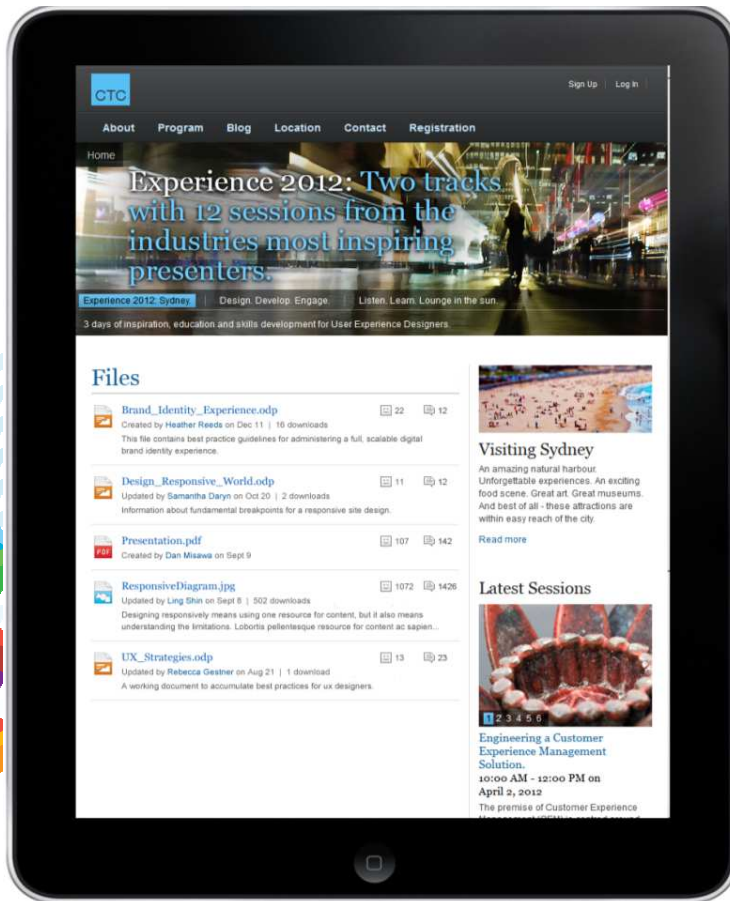
Comment adapter votre contenu aux mobiles



Stratégie mobile complète



Intégration sociale depuis Connections Expérience identique en mobile



Exemple: Jyske Bank



JYSKE BANK Menu og søg

NETBANK PRIVAT ERHVERV

Skift til Jyske Bank
Det er nemt at skifte – vi klarer alt det praktiske for dig.

Saml løn, opsparing og lån på én konto
Beregn, hvad du kan spare.

Lån til erhvervs kunder
Selvfølgelig låner vi penge ud til erhvervs kunder.

Aktuelt [Flere nyheder](#)

[Forbedringer på vej i netbanken](#)

[Få hjælp til den nye netbank](#)

[Finanstilsynets redegørelser](#)

Bolig Bil

Investering Pension

JYSKE BANK Produkter Finansnyt TV Kontakt

Søg

NETBANK PRIVAT ERHVERV

Se dine fordele som kunde i Jyske Bank

Du får en fast, personlig rådgiver, som ikke er bonuslønnet, og du har mulighed for at undgå gebyrer ved at bruge Jyske Netbank og Mobilbank.

Bliv kunde

Skift til Jyske Bank
Det er nemt at skifte – vi klarer alt det praktiske for dig.

Saml løn, opsparing og lån på én konto
Beregn, hvad du kan spare.

Lån til erhvervs kunder
Selvfølgelig låner vi penge ud til erhvervs kunder.

Aktuelt: [Forbedringer på vej i netbanken](#) [Få hjælp til den nye netbank](#) [Finanstilsynets redegørelser](#) [Flere nyheder](#)

Bolig Bil Investering Pension Kort Lån Valuta

Privat Erhverv Private Banking


Bliv kunde

jyskebank **tv**

Finansnyt

Tanker til tiden 15: Tro på det – og vind!
07.01.2013

Fem globale aktier som alternativ til virksomhedsobligationer



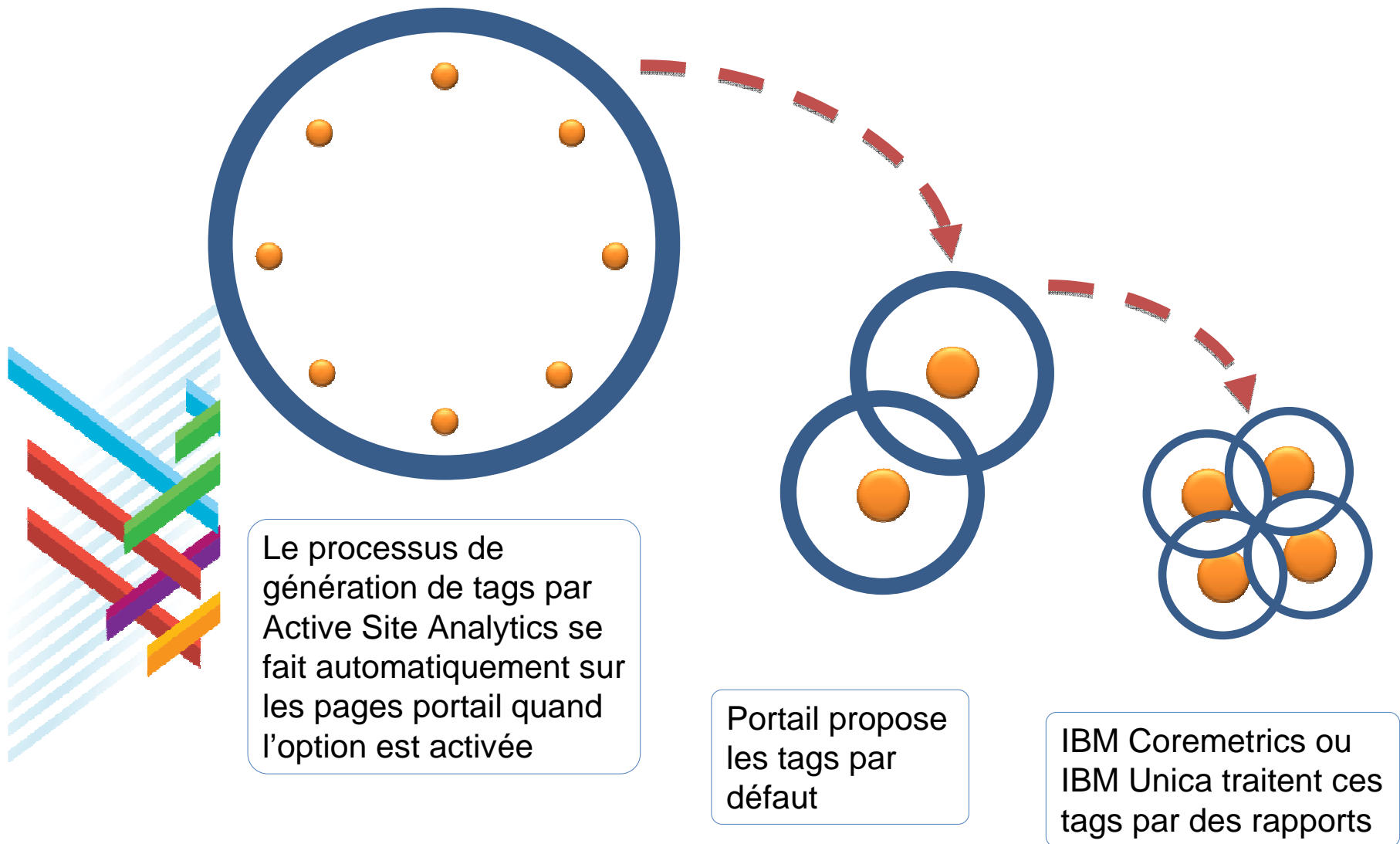
Démonstration du responsive design



L'Offre Employee Experience Suite



L'analyse des données améliore la vision sur les publications



Activation d'un agrégateur sur une page portail



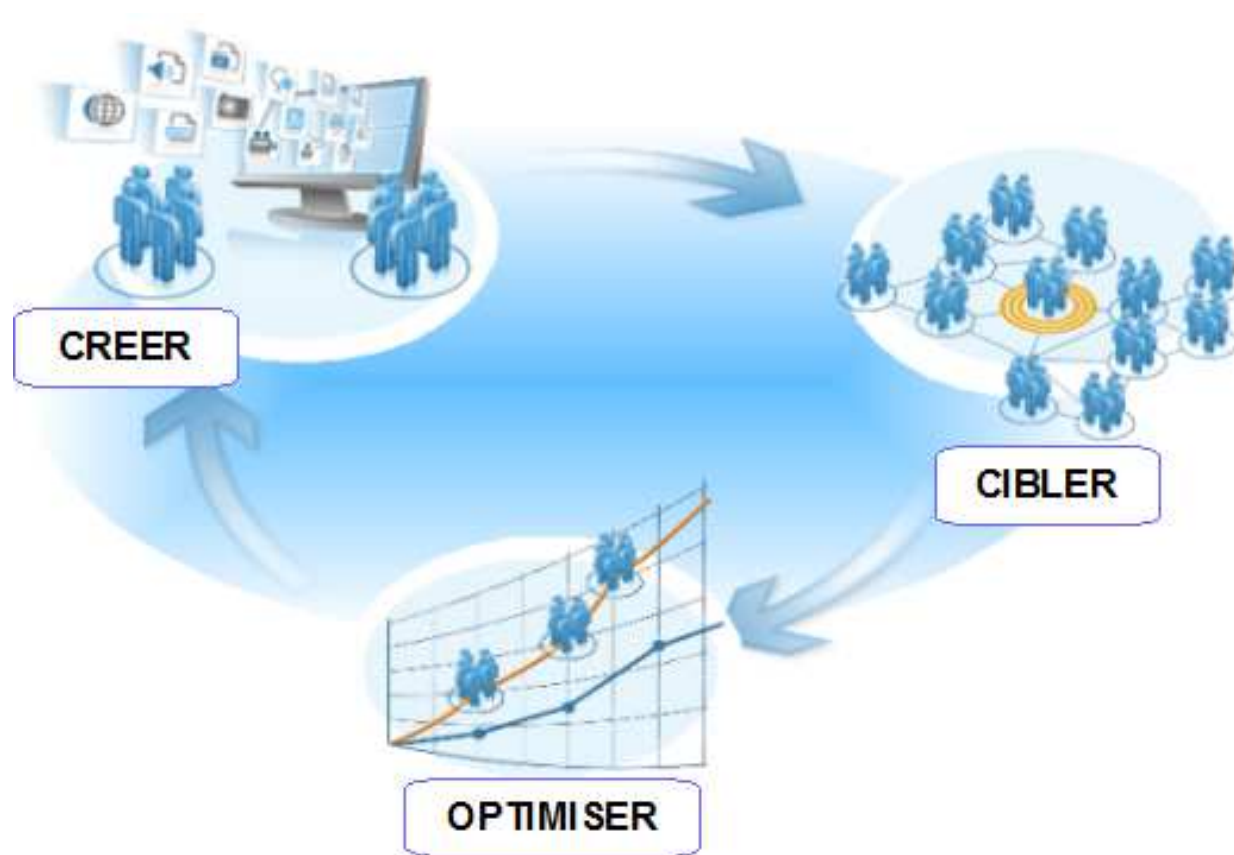
The dashboard features a navigation menu with the following items: Home, Administration, Applications, Search Center, Tag Center, Analytics Lab, and Published Site (Viewing published content).

The main content area includes a large image of elephants and several analytics widgets:

- Weekly Summary:** Shows 6 Sessions (12%), 19 Element Views (1%), and 5 Element Views / Sessions (2%).
- Line Charts:** Multiple charts showing trends for Sessions, Element Views, and Element Views / Sessions over time.
- Map:** A map of Tanzania with a location pin near Kilimanjaro, showing a distance of 400 miles from the current location.
- Hotel Listings:**
 - House of Nairobi *****: Great hotel right on the tour line. Tags: nairobi, hotel, nationalpark.
 - Safari Suites ******: Nice residence in Mombasa. Great location. Tags: mombasa, kenya.
 - The Great Lodge *****: Wonderful lodge at Kenya's east coast. Tags: beach, lodge, safari.
 - Nairobi Inn Second Street ******: Nice hotel in the middle of Nairobi. Tags: nairobi, hotel.
- Special Offers:** A widget for 'Samburu National Reserve' with a line chart showing performance metrics.

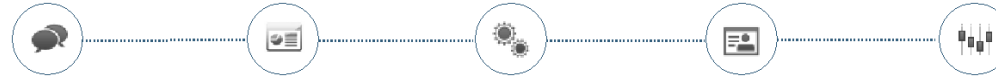


Comprendre le comportement utilisateur améliore sa « Web Expérience »



Les critères d'une "Web Experience" réussie

Communiquer | Agréger | Intégrer | Personnaliser | Multi-canaux



ENGAGEANTE

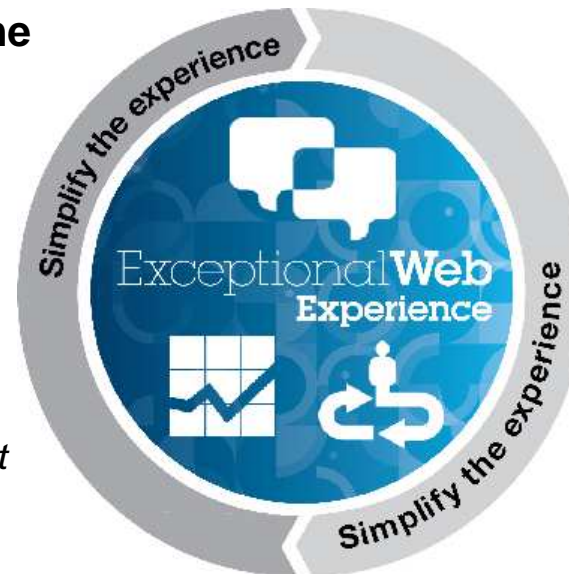
PERTINENTE

Equilibrer la forme et les fonctions
Visuel, simple et social

Connaître sa cible
Anticiper & délivrer ce qui est attendu

Etre accessible
Quelque soit l'endroit et la manière

Faire d'un utilisateur un ambassadeur
Une expérience fiable et sécurisée



MOBILE

DIGNE DE CONFIANCE



Benjamin Bollaert
Executive Consultant – Web Experience et Social Business

Christophe Leclercq
IT Architect - Social Business and Collaboration Solutions

WEBINARS Q2 2013

- 11 AVRIL: IBM Web Experience
- 23 AVRIL: IBM Notes Domino Social Edition
- 25 AVRIL: IBM Sametime
- 14 MAI: IBM Connections
- 16 MAI: IBM SmartCloud for Social Business



Annexes





Home Administration Applications Search Center Tag Center Toolbox Edit Mode Published Site View published content

IBM Paul Clemmons Actions Log Out ?

Welcome Getting Started




Welcome to Your Web Experience

Mobile Theme

The new mobile theme shows how to control the look and feel, page navigation, and content navigation on a smartphone. Rich mobile web interaction patterns such as swipe, carousel, accordion, and swap using CSS3 and HTML5 provide a complete web experience.

Learn More



Creation d'une nouvelle page

The screenshot displays the IBM Web Experience Manager (WEM) interface. At the top, there is a navigation bar with links for Home, Administration, Applications, Search Center, Tag Center, and Toolbox. On the right, it indicates 'Published Site' and 'Directly editing published content'. Below this, there are tabs for Overview, Content, Style, and Layout, along with buttons for Revert, Save, and More. The 'More' button is highlighted with a red arrow.

The main content area is divided into two sections: 'Page Properties' and 'Project'. The 'Page Properties' section includes fields for Name (Welcome), Friendly Url (Welcome), Workflow Stage (None), Web Content (Welcome), and Community (None). The 'Project' section has a 'Create a new project:' label, a text input field containing 'Paul Clemmons - Dec 19, 2012', an 'Add to favorites' checkbox, and a 'Create' button.

A dropdown menu is open from the 'More' button, listing various actions:

- Page
 - New Child Page...
 - New Sibling Page...
 - Move Page...
 - Delete Page...
- Analytics
 - Show Portlet Reports
 - Show Page Reports
 - Site Promotions...
 - Analytics Tags...
- Preview
 - As User...
 - As Unauthenticated User
- Share
 - Assign Page Permissions
- Layout
 - Show Hidden Content

The main content area features an 'Information Portlet' with a purple globe icon and the text 'Welcome to Your Web Experience'. Below this, there is a 'Web Analytics' section with a bar chart showing data trends.

Creation d'une nouvelle page

The screenshot displays the IBM Web Experience Manager interface. At the top, a navigation bar includes 'Home', 'Administration', 'Applications', 'Search Center', 'Tag Center', and 'Toolbox'. On the right, it indicates 'View Mode' and 'Published Site' (Directly editing published content). Below this, tabs for 'Overview', 'Content', 'Style', and 'Layout' are visible, along with 'Revert', 'Save', and 'More' buttons.

The main content area is divided into two sections: 'Page Properties' and 'Project'. The 'Page Properties' section shows details for a page named 'Welcome', including its 'Friendly Url', 'Workflow Stage', 'Web Content', and 'Community'. The 'Project' section allows creating a new project, with 'Paul Clemmons - Dec 19, 2012' entered in the text field and an 'Add to favorites' checkbox.

A 'Create Page' dialog box is overlaid in the center. It contains the following fields and options:

- Page Name:** 'Pure Systems' (highlighted with a yellow border)
- Friendly URL Name:** 'Pure-Systems'
- Make this my private page**
- Page Template:** 'Basic' with a 'Change' link

At the bottom of the dialog are 'Create' and 'Cancel' buttons. A red arrow points to the 'Create' button.

The background page is titled 'Welcome' and features a large purple globe icon and the text 'Web Experience'. Below this, it says 'Mobile Theme' and shows a mobile device icon.

Affectation du style sur la page

The screenshot displays the IBM WebSphere Portal interface. At the top, a navigation bar includes links for Home, Administration, Applications, Search Center, Tag Center, and Toolbox. On the right, it shows 'View Mode' and 'Published Site' (Directly editing published content). Below this, a secondary navigation bar contains 'Overview', 'Content', 'Style', and 'Layout' tabs. The 'Style' tab is selected and highlighted with a red arrow. The main content area is split into two columns: 'Page Properties' on the left and 'Project' on the right. The 'Page Properties' section shows details for 'Pure Systems', including its name, friendly URL, workflow stage, web content, and community. The 'Project' section has a form to create a new project, with the name 'Paul Clemmons - Dec 19, 2012' entered. Below the main content, a dark footer bar contains the IBM logo, user information 'Paul Clemmons', and links for 'Actions' and 'Log Out'. A search bar is also present. At the bottom, a navigation bar shows 'Welcome', 'Getting Started', and 'Pure Systems', with the latter highlighted by a red box. The page content area below is mostly empty, showing two large dashed rectangular boxes.

Affectation du format de la page

The screenshot displays the IBM Pure Systems management interface. At the top, a navigation bar includes links for Home, Administration, Applications, Search Center, Tag Center, and Toolbox. On the right side of this bar, it indicates 'View Mode' and 'Published Site' (Directly editing published content). Below the navigation bar, a secondary menu contains 'Overview', 'Content', 'Style', and 'Layout' tabs. The 'Layout' tab is currently selected, and a red arrow points to it. To the left of the layout options is a search box labeled 'Search All' with a magnifying glass icon and a dropdown menu showing 'All'. The main area displays a grid of color-coded layout options: Default (black and blue), Red, Orange, Gold, Green, Blue (highlighted), Purple, Black, and White. Below this grid is a dark blue bar with the IBM logo on the left, the user name 'Paul Clemmons', and links for 'Actions' and 'Log Out'. A search bar is also present on the right. At the bottom of this bar are navigation links for 'Welcome', 'Getting Started', and 'Pure Systems'. The main content area below is mostly blank, with two faint dotted rectangular boxes.

Affectation du format de la page

The screenshot displays the IBM Pure Systems management interface. At the top, a navigation bar includes links for Home, Administration, Applications, Search Center, Tag Center, and Toolbox. On the right, it shows 'View Mode' and 'Published Site' (Directly editing published content). Below this, a secondary navigation bar has tabs for Overview, Content, Style, and Layout. A yellow warning banner states: 'The layout is not applied until you save the page.' The main content area features a search bar and a list of layout options, each with a small icon and a label: 'Top column 2 column unequal', 'Top column 3 column center', '1 column', '2 column equal', '2 column right', and '2 column left'. A red arrow points to the '2 column equal' option. The bottom of the interface includes the IBM logo, the user name 'Paul Clemmons', and links for Actions and Log Out. A search bar is also present. The footer shows 'Welcome', 'Getting Started', and 'Pure Systems' tabs, along with two empty dashed boxes. The bottom left corner contains the text 'javascript:void(0)'.

Affectation du format de la page

The screenshot displays the IBM Pure Systems administration interface. At the top, a navigation bar includes links for Home, Administration, Applications, Search Center, Tag Center, and Toolbox. On the right, it shows 'View Mode' and 'Published Site' (Directly editing published content). Below this, a secondary navigation bar has tabs for Overview, Content, Style, and Layout. A yellow warning banner states: 'The layout is not applied until you save the page.' A red arrow points to the 'More' button in the top right of the layout selection area. The layout selection area contains six options: 'Top column 2 column unequal', 'Top column 3 column center', '1 column', '2 column equal', '2 column right', and '2 column left'. The 'Top column 2 column unequal' option is currently selected. At the bottom of the interface, there is a user profile for Paul Clemmons with links for Actions and Log Out, and a search bar. The main content area shows two empty dashed boxes.

Ajout de la portlet community blog post à la page

Home Administration Applications Search Center Tag Center Toolbox View Mode Published Site Directly editing published content

Overview Content Style Layout Revert Save More

Page Properties Published Today

Name: **Pure Systems**
Friendly Url: Pure-Systems
Workflow Stage: None
Web Content: Pure Systems
Community: None

Project

Create a new project:

Paul Clemmons - Dec 19, 2012

Add to favorites

Create

IBM Paul Clemmons Actions Log Out ?

Welcome Getting Started Pure Systems

[Red box highlights the portlet area below the configuration]

Ajout de la portlet community blog post à la page

The screenshot displays the IBM Pure Systems administration interface. At the top, there is a navigation bar with links for Home, Administration, Applications, Search Center, Tag Center, and Toolbox. On the right side of this bar, there are options for View Mode and Published Site (Directly editing published content). Below the navigation bar, there are tabs for Overview, Content, Style, and Layout. A search bar for 'Search Social Content' is located on the left side of the main content area. A red arrow points to the 'Social Content' option in the search results list. The main content area contains a grid of portlets, including 'List of Blog Posts', 'List of Communities', 'List of Community Blog Posts', 'List of Community Content', 'List of Community Events', 'List of Community Files', 'List of Community Forum Topics', 'List of Files', and 'List of Forum Topics'. Each portlet has a plus sign icon to its right. Below the portlets, there is a pagination control showing 'Page 1 of 2' and a 'Jump to page' field with the value '1'. At the bottom of the page, there is a footer with the IBM logo, the name 'Paul Clemmons', and links for 'Actions' and 'Log Out'. The page also features a search bar and a navigation bar with 'Welcome', 'Getting Started', and 'Pure Systems' tabs. The bottom left corner of the page contains the text 'javascript:void(0)'.

Ajout de la portlet community blog post à la page

The screenshot displays the IBM Pure Systems administration interface. At the top, a navigation bar includes links for Home, Administration, Applications, Search Center, Tag Center, and Toolbox. On the right, it indicates 'View Mode' and 'Published Site' (Directly editing published content). Below this, a secondary navigation bar shows 'Overview', 'Content', 'Style', and 'Layout' tabs, along with 'Revert', 'Save', and 'More' buttons.

The main content area is divided into a left sidebar and a central workspace. The sidebar contains a search box for 'Search Social Content' and a list of categories: All, Web Content, Social Content (highlighted), Communications, Collaboration, and Tools. The central workspace shows a grid of portlets, each with a plus sign for addition. The portlets include: List of Blog Posts, List of Communities, List of Community Content, List of Community Events, List of Community Forum Topics, List of Community Files, List of Files, and List of Forum Topics. A pagination bar below the grid shows 'Page 1 of 2', 'Jump to page 1', and 'Previous | Next' links.

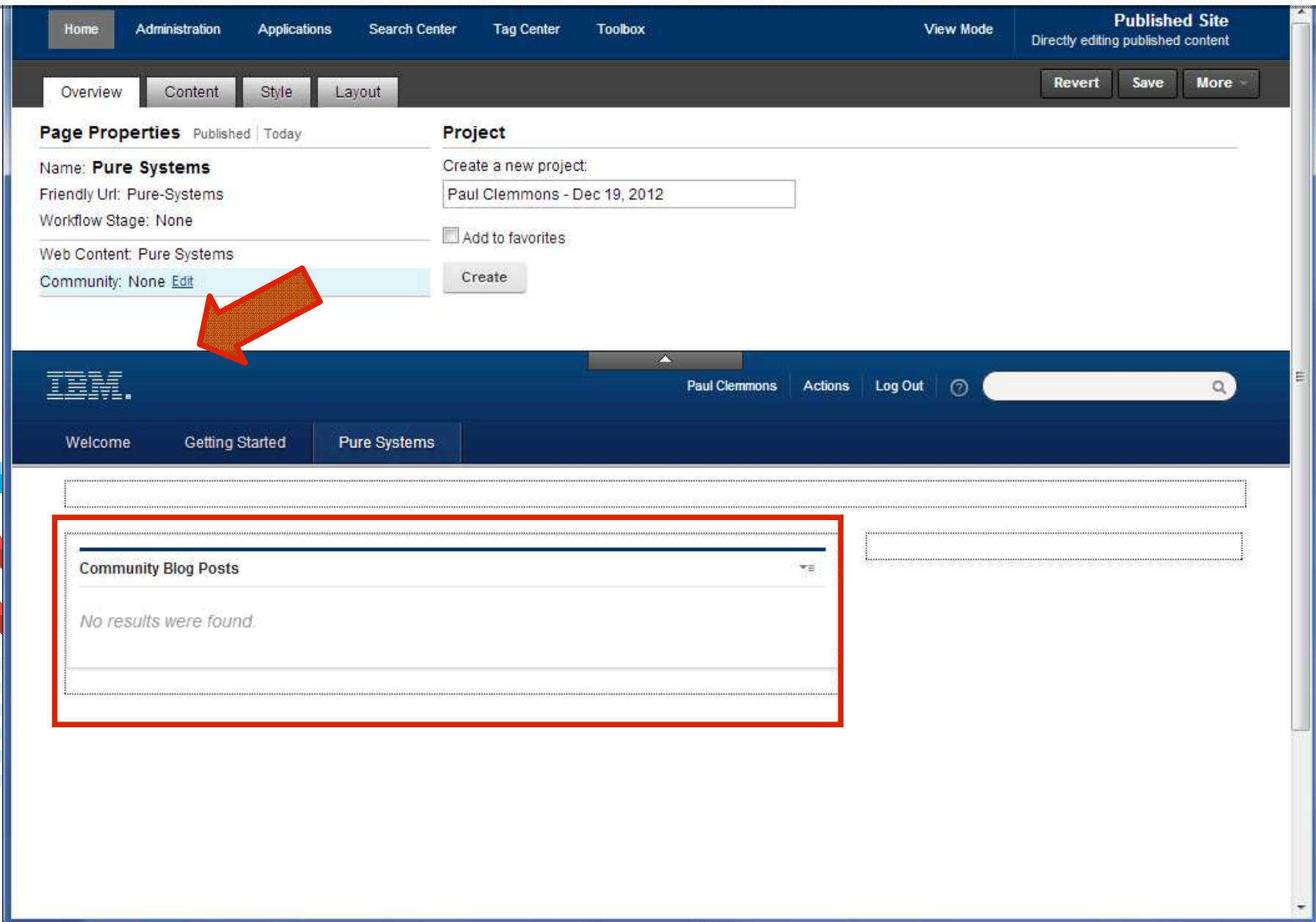
Below the workspace is a dark blue header with the IBM logo, the user name 'Paul Clemmons', and links for 'Actions' and 'Log Out'. A search bar is also present. Underneath, a navigation bar shows 'Welcome', 'Getting Started', and 'Pure Systems' (the active page).

The main content area below the navigation bar contains several dashed-line boxes representing a page layout. One of these boxes is highlighted with a red border and contains a portlet titled 'List of Community Blog Posts' with a plus sign, indicating it is being added to the page.

Ajout de la portlet community blog post à la page

The screenshot displays the IBM Pure Systems administration interface. At the top, there is a navigation bar with links for Home, Administration, Applications, Search Center, Tag Center, and Toolbox. On the right side of this bar, it indicates 'View Mode' and 'Published Site' (Directly editing published content). Below the navigation bar, there are tabs for Overview, Content, Style, and Layout. The 'Content' tab is active, showing a search bar for 'Search Social Content' and a list of content categories: All, Web Content, Social Content (highlighted), Communications, Collaboration, and Tools. To the right of the search bar, there is a grid of portlet options, each with a plus sign icon: List of Blog Posts, List of Communities, List of Community Blog Posts, List of Community Content, List of Community Events, List of Community Files, List of Community Forum Topics, List of Files, and List of Forum Topics. Below the portlet grid, there is a pagination control showing 'Page 1 of 2' and 'Jump to page 1'. The main content area features the IBM logo on the left and user information 'Paul Clemmons' with 'Actions' and 'Log Out' links on the right. Below this, there are navigation tabs for 'Welcome', 'Getting Started', and 'Pure Systems'. The main workspace shows a page layout with several dotted-line boxes representing portlet slots. One slot contains a portlet titled 'List of Community Blog Posts'. Below the title, there is a message: 'To display this item, save the page.' A large red arrow points to this message, indicating the required action to save the page for the portlet to be visible.

Mappage de la page à une communauté existante dans Connections



The screenshot displays the IBM Connections page editor interface. At the top, a navigation bar includes links for Home, Administration, Applications, Search Center, Tag Center, and Toolbox. On the right, it indicates 'View Mode' and 'Published Site' (Directly editing published content). Below this, a secondary navigation bar shows 'Overview', 'Content', 'Style', and 'Layout' tabs, along with 'Revert', 'Save', and 'More' buttons.

The main content area is divided into two sections: 'Page Properties' and 'Project'.
- **Page Properties:** Includes fields for Name (Pure Systems), Friendly Url (Pure-Systems), Workflow Stage (None), Web Content (Pure Systems), and Community (None). The 'Community' field is highlighted with a light blue background and a red arrow pointing to it.
- **Project:** Includes a 'Create a new project:' field with the text 'Paul Clemmons - Dec 19, 2012', an 'Add to favorites' checkbox, and a 'Create' button.

Below the editor, a dark blue navigation bar features the IBM logo, the user name 'Paul Clemmons', and links for 'Actions' and 'Log Out'. A search bar is also present.

At the bottom, a breadcrumb trail shows 'Welcome', 'Getting Started', and 'Pure Systems'. The main content area contains a 'Community Blog Posts' widget, which is highlighted with a red box and displays the message 'No results were found.'

Mappage de la page à une communauté existante dans Connections

The screenshot displays the IBM Connections user interface. At the top, there is a navigation bar with links for Home, Administration, Applications, Search Center, Tag Center, and Toolbox. On the right, it indicates 'Published Site' and 'Directly editing published content'. Below this is a secondary navigation bar with tabs for Overview, Content, Style, and Layout, along with Revert, Save, and More buttons.

The main content area is divided into two sections: 'Page Properties' and 'Project'. The 'Page Properties' section shows details for the page 'Pure Systems', including its Friendly URL, Workflow Stage, Web Content, and current Community (None). The 'Project' section shows a 'Create a new project' form with the name 'Paul Clemmons' and a date of 'Dec 17, 2012'.

A modal dialog box titled 'Associations for "Pure Systems"' is open in the foreground. It contains a search bar for 'Community'. Below the search bar, the title reads 'Associate the page "Pure Systems" with an IBM Connections community'. There are two buttons: 'Select a community' and 'Use default community from parent page'. A red arrow points to the 'Select a community' button. Below the buttons, there is a section titled 'No community association' with a checkbox labeled 'Limit access to this page to only community members'. At the bottom of the dialog are 'OK' and 'Cancel' buttons.

Mappage de la page à une communauté existante dans Connections

The screenshot shows the 'Select a community' dialog box in IBM Connections. The dialog has a dark header with the title 'Select a community'. Below the header is a search bar labeled 'Find community: ?' with a magnifying glass icon. Underneath the search bar, there is a 'Sort by: Title ^' dropdown menu. The main area of the dialog lists several communities:

- Pure Systems**
Owned by [Paul Clemmons](#)
This is a community for people sharing information about IBM Pure Systems
- Renovations**
Owned by [Anna Bauer](#)
Renovations Knowledge Center
- Greenwell**
Owned by [Anna Bauer](#)
Duis suscipit pretium non tristique ipsum est, aliquam urna libero dis quis, vehicula tempus, justo fringilla id feugiat pellentesque et ipsum. Nisi tellus nesciunt nunc, accumsan nunc maecenas consequat et aliquet, ac pede vivamus ea ac.
- the CPB Mutual Funds** Moderated
Owned by [Anna Bauer](#)
Duis suscipit pretium non tristique ipsum est, aliquam urna libero dis quis, vehicula tempus, justo fringilla id feugiat pellentesque et ipsum. Nisi tellus nesciunt nunc, accumsan nunc maecenas consequat et aliquet, ac pede vivamus ea ac.

At the bottom right of the dialog, there are two buttons: 'Select' and 'Cancel'. A red arrow points to the 'Pure Systems' community entry, and another red arrow points to the 'Select' button. The background of the dialog is a blurred view of the IBM Connections interface, showing navigation tabs like 'Home', 'Administration', 'Applications', 'Search Center', 'Tag Center', and 'Toolbox'. The top right corner of the background shows 'View Mode' and 'Published Site' (Directly editing published content). There are also 'Revert', 'Save', and 'More' buttons in the top right of the dialog area.

Mappage de la page à une communauté existante dans Connections

The screenshot displays the IBM Connections user interface. At the top, there is a navigation bar with links for Home, Administration, Applications, Search Center, Tag Center, and Toolbox. On the right side of this bar, it indicates 'Published Site' and 'Directly editing published content'. Below the navigation bar, there are tabs for Overview, Content, Style, and Layout. The main content area shows 'Page Properties' for a page named 'Pure Systems', with fields for Name, Friendly Url, Workflow Stage, Web Content, and Community. A 'Project' section is also visible. A modal dialog box titled 'Associations for "Pure Systems"' is open in the center. The dialog has a search bar labeled 'Community' and two buttons: 'Select a community' and 'Use default community from parent page'. Below these is a list of communities, with 'Pure Systems' highlighted in a red box. The description for 'Pure Systems' is 'This is a community for people sharing information about IBM Pure Systems'. There is a checkbox for 'Limit access to this page to only community members' which is currently unchecked. At the bottom right of the dialog are 'OK' and 'Cancel' buttons. A red arrow points from the bottom right towards the 'OK' button.

Home Administration Applications Search Center Tag Center Toolbox View Mode Published Site Directly editing published content

Overview Content Style Layout Revert Save More

Page Properties Published Today Project

Name: **Pure Systems**
Friendly Url: Pure-Systems
Workflow Stage: None
Web Content: Pure Systems
Community: None

Create a new project

Associations for "Pure Systems"

Community

Associate the page "Pure Systems" with an IBM Connections community

Select a community Use default community from parent page

Manage communities with IBM Connections

Pure Systems ✕
This is a community for people sharing information about IBM Pure Systems

Limit access to this page to only community members ?

OK Cancel

Mappage de la page à une communauté existante dans Connections

The screenshot displays the IBM Connections user interface. At the top, a navigation bar includes links for Home, Administration, Applications, Search Center, Tag Center, and Toolbox. On the right, it shows 'View Mode' and 'Published Site' (Directly editing published content). Below this is a secondary navigation bar with 'Overview', 'Content', 'Style', and 'Layout' tabs, and buttons for 'Revert', 'Save', and 'More'. The main content area is split into two columns: 'Page Properties' and 'Project'. The 'Page Properties' column shows 'Name: Pure Systems', 'Friendly Url: Pure-Systems', 'Workflow Stage: None', 'Web Content: Pure Systems', and 'Community: Pure Systems'. The 'Project' column has a 'Create a new project:' field with the text 'Paul Clemmons - Dec 19, 2012', an 'Add to favorites' checkbox, and a 'Create' button. Below this is a dark blue bar with the IBM logo, the user name 'Paul Clemmons', 'Actions', 'Log Out', and a search bar. A secondary navigation bar below that contains 'Welcome', 'Getting Started', and 'Pure Systems'. The main content area features a 'Community Blog Posts' section with a red border. It contains two posts: 'Understanding image capabilities with IBM SmartCloud Provisioning' (updated by Paul Clemmons on 12/12/12 10:33 PM, tags: provisioning, pure_systems) and 'Big fat cloud and very thin clients' (updated by Paul Clemmons on 12/12/12 10:32 PM, tags: pure_systems).

Home Administration Applications Search Center Tag Center Toolbox View Mode Published Site
Directly editing published content

Overview Content Style Layout Revert Save More

Page Properties Published Today
Name: **Pure Systems**
Friendly Url: Pure-Systems
Workflow Stage: None
Web Content: Pure Systems
Community: Pure Systems

Project
Create a new project:
Paul Clemmons - Dec 19, 2012
 Add to favorites
Create

IBM Paul Clemmons Actions Log Out

Welcome Getting Started Pure Systems

Community Blog Posts

Community Blog Posts

Understanding image capabilities with IBM SmartCloud Provisioning
Updated by Paul Clemmons on 12/12/12 10:33 PM | Tags: provisioning, pure_systems
IBM SmartCloud Provisioning 2.1 introduces PaaS capabilities with the possibility to create blueprints to standardize the deployment of complex tiered applications. For example, a J2ee three-tie

Big fat cloud and very thin clients
Updated by Paul Clemmons on 12/12/12 10:32 PM | Tags: pure_systems,

Mappage de la page à une communauté existante dans Connections

The screenshot displays the IBM Connections 'Published Site' interface. At the top, a navigation bar includes 'Home', 'Administration', 'Applications', 'Search Center', 'Tag Center', and 'Toolbox'. On the right, it shows 'View Mode' and 'Published Site' (Directly editing published content). Below this, a secondary navigation bar has 'Overview', 'Content', 'Style', and 'Layout' tabs, along with 'Revert', 'Save', and 'More' buttons.

The main content area is split into two columns. The left column, titled 'Page Properties', shows 'Published Today' and details for 'Name: Pure Systems', 'Friendly Url: Pure-Systems', 'Workflow Stage: None', 'Web Content: Pure Systems', and 'Community: Pure Systems'. The right column, titled 'Project', contains the text 'Create a new project', a text input field with 'Paul Clemmons - Dec 19, 2012', an 'Add to favorites' checkbox, and a 'Create' button.

Below this is a dark blue bar with the IBM logo, the user name 'Paul Clemmons', 'Actions', 'Log Out', and a search bar. A secondary navigation bar below that has 'Welcome', 'Getting Started', and 'Pure Systems' tabs.

The main content area shows a 'Community Blog Posts' section. A red arrow points to the 'Title:' label of the first post, 'Understanding image capabilities and cloud Provisioning'. A context menu is open over the post, listing actions: 'Community Blog Posts published', 'Open Read Form', 'Open Edit Form', 'Delete', and 'Edit Content Spot'. Below it, another post titled 'Big fat cloud and very thin clients' is visible.

Ajustement du titre de la liste au sein même de la portlet

The screenshot displays the IBM WebSphere Portal interface. At the top, there is a navigation bar with tabs for Home, Administration, Applications, Search Center, Tag Center, and Toolbox. On the right, it indicates 'View Mode' and 'Published Site' (Directly editing published content). Below this is a secondary navigation bar with 'Overview', 'Content', 'Style', and 'Layout' tabs, along with 'Revert', 'Save', and 'More' buttons.

The main content area is divided into two columns. The left column contains 'Page Properties' (Published Today) with fields for Name (Pure Systems), Friendly Url (Pure-Systems), Workflow Stage (None), Web Content (Pure Systems), and Community (Pure Systems). The right column contains a 'Project' form with the title 'Create a new project', a text input field containing 'Paul Clemmons - Dec 19, 2012', an 'Add to favorites' checkbox, and a 'Create' button.

Below the main content area is a dark blue bar with the IBM logo, the user name 'Paul Clemmons', and links for 'Actions' and 'Log Out'. A search bar is also present.

The bottom section shows a 'Community Blog Posts' portlet. The title 'Conversations' is highlighted with a red box. A context menu is open over the portlet, listing options: 'Open Read Form', 'Open Edit Form', 'Delete', and 'Edit Content Spot'. A red arrow points to the 'Title:' field in the context menu.

Community Blog Posts

Conversations

Understanding image capabilities and Provisioning
Updated by Paul Clemmons on 12/12/12 10:33 PM | Tags: provisioning, pure_systems
IBM SmartCloud Provisioning 2.1 introduces PaaS capabilities with the possibility to create blueprints to standardize the deployment of complex tiered applications. For example, a J2ee three-tier

Big fat cloud and very thin clients
Updated by Paul Clemmons on 12/12/12 10:32 PM | Tags: pure_systems, thin_clients, cloud

Community Blog Posts published

- Open Read Form
- Open Edit Form
- Delete
- Edit Content Spot

Ajustement du titre de la liste

Home Administration Applications Search Center Tag Center Toolbox View Mode Published Site
Directly editing published content

Overview Content Style Layout Revert Save More

Page Properties Published Today

Name: **Pure Systems**
Friendly Url: Pure-Systems
Workflow Stage: None
Web Content: Pure Systems
Community: Pure Systems

Project
Create a new project
Paul Clemmons - Dec 19, 2012
 Add to favorites
Create

IBM Paul Clemmons Actions Log Out

Welcome Getting Started **Pure Systems**

Conversations

Conversations

Understanding image capabilities with IBM SmartCloud Provisioning
Updated by Paul Clemmons on 12/12/12 10:33 PM | Tags: provisioning, pure_systems
IBM SmartCloud Provisioning 2.1 introduces PaaS capabilities with the possibility to create blueprints to standardize the deployment of complex tiered applications. For example, a J2ee three-tie

Big fat cloud and very thin clients
Updated by Paul Clemmons on 12/12/12 10:32 PM | Tags: pure_systems, thin_clients, cloud

Conversations published
Open Read Form
Open Edit Form
Delete
Edit Content Spot

Ajustement du titre de la liste

The screenshot displays the IBM Content Manager interface. At the top, there is a navigation bar with tabs for Home, Administration, Applications, Search Center, Tag Center, and Toolbox. On the right, it indicates 'View Mode' and 'Published Site' (Directly editing published content). Below this is a secondary navigation bar with tabs for Overview, Content, Style, and Layout, along with Revert, Save, and More buttons.

The main content area features a search box for 'Social Content' and a list of content types, each with a plus sign to add it to the list:

- List of Blog Posts
- List of Communities
- List of Community Blog Posts
- List of Community Content
- List of Community Events
- List of Community Files
- List of Community Forum Topics
- List of Files
- List of Forum Topics

Below the list, there is a pagination control showing 'Page 1 of 2' and a 'Jump to page' field set to 1, with Previous and Next buttons.

The bottom section of the interface shows the IBM logo and user information for Paul Clemmons, including Actions and Log Out options. Below this is a navigation bar with Welcome, Getting Started, and Pure Systems tabs.

The main content area displays a list of 'Conversations'. The title 'Conversations' is highlighted with a red box. The first conversation is titled 'Understanding image capabilities with IBM SmartCloud Provisioning', updated by Paul Clemmons on 12/12/12 10:33 PM, with tags 'provisioning, pure_systems'. The second conversation is titled 'Big fat cloud and very thin clients', also updated by Paul Clemmons on 12/12/12 10:33 PM, with tags 'pure_systems'.

Ajout d'autres portlets collaboratives: Files

The screenshot displays the IBM Content Manager user interface. At the top, a navigation bar includes links for Home, Administration, Applications, Search Center, Tag Center, and Toolbox. On the right, it shows 'View Mode' and 'Published Site' (Directly editing published content). Below this, a secondary navigation bar has tabs for Overview, Content, Style, and Layout, along with Revert, Save, and More buttons.

The main content area features a search box for 'Social Content' and a list of categories: All, Web Content, Social Content (highlighted), Communications, Collaboration, and Tools. To the right, a grid of portlets is available for selection, including 'List of Blog Posts', 'List of Communities', 'List of Community Blog Posts', 'List of Community Content', 'List of Community Events', 'List of Community Files' (underlined), 'List of Community Forum Topics', 'List of Files', and 'List of Forum Topics'. Each portlet has a plus sign icon.

Below the portlet grid, there is a pagination control showing 'Page 1 of 2', a 'Jump to page' field with '1' entered, and 'Previous' and 'Next' buttons.

The bottom section of the interface includes the IBM logo, the user name 'Paul Clemmons', and links for 'Actions' and 'Log Out'. A search bar is also present. Below this, a navigation bar shows 'Welcome', 'Getting Started', and 'Pure Systems' (highlighted).

The main content area is divided into two sections. On the left, a 'Conversations' portlet displays a list of posts. The first post is titled 'Understanding image capabilities with IBM SmartCloud Provisioning', updated by Paul Clemmons on 12/12/12 10:33 PM, with tags 'provisioning, pure_systems'. The second post is 'Big fat cloud and very thin clients', updated by Paul Clemmons on 12/12/12 10:32 PM, with tags 'pure_systems, thin_clients, cloud'. On the right, a 'List of Community Files' portlet is highlighted with a red dashed border, showing the text 'List of Community Files' and a plus sign icon.

Ajout d'autres portlets collaboratives: Forum

The screenshot displays the IBM WebSphere Portal interface. At the top, there is a navigation bar with links for Home, Administration, Applications, Search Center, Tag Center, and Toolbox. On the right, it indicates 'View Mode' and 'Published Site' (Directly editing published content). Below this is a secondary navigation bar with 'Overview', 'Content', 'Style', and 'Layout' tabs, along with 'Revert', 'Save', and 'More' buttons.

The main content area is divided into a left sidebar and a central grid. The sidebar contains a search box for 'Social Content' and a list of categories: All, Web Content, Social Content (highlighted), Communications, Collaboration, and Tools. The central grid contains several portlets, each with a plus sign for adding: 'List of Blog Posts', 'List of Communities', 'List of Community Blog Posts', 'List of Community Content', 'List of Community Events', 'List of Community Files', 'List of Community Forum Topics' (highlighted with a red box), 'List of Files', and 'List of Forum Topics'. Below the grid, there is a pagination control showing 'Page 1 of 2' and a 'Jump to page' field set to '1', with 'Previous' and 'Next' buttons.

Below the main content area is a dark blue header with the IBM logo, the user name 'Paul Clemmons', and links for 'Actions' and 'Log Out'. Below this is another navigation bar with 'Welcome', 'Getting Started', and 'Pure Systems' tabs.

The main content area below the navigation bars is divided into two columns. The left column contains a 'Conversations' portlet with a title 'Conversations' and a list of posts. The first post is titled 'Understanding image capabilities with IBM SmartCloud Provisioning' and is updated by Paul Clemmons on 12/12/12 10:33 PM. The second post is titled 'Big fat cloud and very thin clients' and is updated by Paul Clemmons on 12/12/12 10:32 PM. The right column contains a 'List of Community Files' portlet with a message 'To display this item, save the page.' and a 'List of Community Forum Topics' portlet (highlighted with a red box) with a plus sign.

Ajout d'autres portlets collaboratives: Forum

The screenshot displays the IBM WebSphere Portal interface. At the top, there is a navigation bar with links for Home, Administration, Applications, Search Center, Tag Center, and Toolbox. On the right, it indicates 'View Mode' and 'Published Site' (Directly editing published content). Below this is a secondary navigation bar with 'Overview', 'Content', 'Style', and 'Layout' tabs, along with 'Revert', 'Save', and 'More' buttons.

The main content area features a search box for 'Social Content' and a list of categories: All, Web Content, Social Content (highlighted), Communications, Collaboration, and Tools. To the right, there is a grid of portlets for selection, each with a plus sign:

- List of Blog Posts
- List of Communities
- List of Community Blog Posts
- List of Community Content
- List of Community Events
- List of Community Files
- List of Community Forum Topics
- List of Files
- List of Forum Topics

Below the grid, it shows 'Page 1 of 2' and a 'Jump to page' field set to 1, with 'Previous' and 'Next' navigation options.

The bottom section of the page includes the IBM logo, the user name 'Paul Clemmons', and links for 'Actions' and 'Log Out'. There is also a search bar. Below this, there are navigation tabs for 'Welcome', 'Getting Started', and 'Pure Systems'.

The main content area is divided into two columns. The left column contains a 'Conversations' portlet with a title 'Conversations' and a list of posts. The first post is titled 'Understanding image capabilities with IBM SmartCloud Provisioning', updated by Paul Clemmons on 12/12/12 10:33 PM, with tags 'provisioning, pure_systems'. The second post is 'Big fat cloud and very thin clients', also updated by Paul Clemmons on 12/12/12 10:33 PM, with tags 'pure_systems'. The right column contains two portlets: 'List of Community Files' and 'List of Community Forum Topics'. Both portlets currently display a message: 'To display this item, save the page.' A large red arrow points to the 'List of Community Forum Topics' portlet.

Ajout d'autres portlets collaboratives: Files

The screenshot displays the IBM Pure Systems web interface. At the top, there is a navigation bar with tabs for Home, Administration, Applications, Search Center, Tag Center, and Toolbox. On the right, it indicates 'View Mode' and 'Published Site' (Directly editing published content). Below this is a secondary navigation bar with tabs for Overview, Content, Style, and Layout. A red arrow points to the 'Style' tab.

The main content area is divided into two columns. The left column is titled 'Page Properties' and includes fields for Name (Pure Systems), Friendly Url (Pure-Systems), Workflow Stage (None), Web Content (Pure Systems), and Community (Pure Systems). The right column is titled 'Project' and includes a 'Create a new project' section with a text input field containing 'Paul Clemmons - Dec 19, 2012', an 'Add to favorites' checkbox, and a 'Create' button.

Below the main content area is a dark blue bar with the IBM logo, the user name 'Paul Clemmons', and links for 'Actions' and 'Log Out'. A search bar is also present.

The bottom section of the interface features two portlets. The left portlet is titled 'Conversations' and shows a list of discussions. The right portlet is titled 'Community Files' and shows a list of files. A red box highlights the 'Community Files' portlet, which contains two entries:

- IBM Pure Systems Whitepaper.odt**: Updated by Anna Bauer on 10/9/12 8:49 PM. It has 0 likes and 1 comment.
- Automating deployment in the cloud.odp**: Updated by Anna Bauer on 10/9/12 8:48 PM. It has 0 likes and 1 comment.

Ajout d'autres portlets collaboratives: People

The screenshot displays the IBM Pure Systems user interface. At the top, a navigation bar includes links for Home, Administration, Applications, Search Center, Tag Center, and Toolbox. On the right, it shows 'View Mode' and 'Published Site' (Directly editing published content). Below this, a secondary navigation bar has tabs for Overview, Content, Style, and Layout, along with Revert, Save, and More buttons.

The main content area features a search bar on the left containing the text 'People'. To its right, a portlet titled 'List of People' with a plus sign is highlighted by a red box. A sidebar on the left lists navigation options: All, Web Content, Social Content (highlighted), Communications, Collaboration, and Tools. Below the sidebar, it indicates 'Page 1 of 1' and provides Previous and Next navigation options.

At the bottom of the main content area, there is a user profile for Paul Clemmons with links for Actions and Log Out, and a search bar. Below this, a navigation bar shows Welcome, Getting Started, and Pure Systems (selected).

The main content area is divided into two columns of portlets:

- Conversations:** A portlet titled 'Conversations' containing a list of posts. The first post is 'Understanding image capabilities with IBM SmartCloud Provisioning' by Paul Clemmons, updated on 12/12/12 10:33 PM, with tags 'provisioning' and 'pure_systems'. The second post is 'Big fat cloud and very thin clients' by Paul Clemmons, updated on 12/12/12 10:32 PM, with tags 'pure_systems'.
- Community Files:** A portlet titled 'Community Files' containing a list of files. The first file is 'IBM Pure Systems Whitepaper.odt' updated by Anna Bauer on 10/9/12 8:49 PM. The second file is 'Automating deployment in the cloud.odp' updated by Anna Bauer on 10/9/12 8:48 PM.

Ajout d'autres portlets collaboratives: People

The screenshot displays the IBM Pure Systems user interface. At the top, there is a navigation bar with tabs for Home, Administration, Applications, Search Center, Tag Center, and Toolbox. On the right side of this bar, it indicates 'View Mode' and 'Published Site' (Directly editing published content). Below this is a secondary navigation bar with tabs for Overview, Content, Style, and Layout, along with buttons for Revert, Save, and More.

The main content area is divided into several sections. On the left, there is a search bar and a list of categories: All, Web Content, Social Content (highlighted), Communications, Collaboration, and Tools. In the center, there is a 'List of People' portlet with a plus sign, which is highlighted with a red box. Below this, there is a 'Conversations' section with a search bar and a list of posts. The first post is titled 'Understanding image capabilities with IBM SmartCloud Provisioning' and is updated by Paul Clemmons on 12/12/12 10:33 PM. The second post is titled 'Big fat cloud and very thin clients' and is also updated by Paul Clemmons on 12/12/12 10:32 PM. On the right side, there is a 'Community Files' section with a search bar and a list of files. The first file is 'IBM Pure Systems Whitepaper.odt' updated by Anna Bauer on 10/9/12 8:49 PM. The second file is 'Automating deployment in the cloud.odp'.

At the bottom of the page, there is a footer with the IBM logo, the user name 'Paul Clemmons', and buttons for Actions and Log Out. There is also a search bar in the footer.

Ajout d'autres portlets collaboratives: People

The screenshot displays the IBM WebSphere Portal interface. At the top, there is a navigation bar with tabs for Home, Administration, Applications, Search Center, Tag Center, and Toolbox. On the right, it indicates 'View Mode' and 'Published Site' (Directly editing published content). Below this is a secondary navigation bar with 'Overview', 'Content', 'Style', and 'Layout' tabs, along with 'Revert', 'Save', and 'More' buttons.

The main content area is divided into several sections. On the left, there is a search bar and a sidebar menu with categories: All, Web Content, Social Content (highlighted), Communications, Collaboration, and Tools. The main area shows a 'List of People' portlet being added to a page, indicated by a '+ ' icon. Below this, there is a 'Page 1 of 1' indicator and 'Previous' and 'Next' navigation links.

At the bottom, there is a user profile for 'Paul Clemmons' with 'Actions' and 'Log Out' options, and a search bar. Below the user profile, there are navigation links for 'Welcome', 'Getting Started', and 'Pure Systems'.

The main content area is divided into three portlets. The left portlet is titled 'Conversations' and contains two articles: 'Understanding image capabilities with IBM SmartCloud Provisioning' and 'Big fat cloud and very thin clients'. The right portlet is titled 'List of People' and contains a message: 'To display this item on page.' This portlet is highlighted with a red box and an arrow. Below it is a 'Community Files' portlet containing a file named 'IBM Pure Systems Whitepaper.odt'.

Ajout d'autres portlets collaboratives: People

The screenshot displays the IBM Pure Systems user interface. At the top, a navigation bar includes links for Home, Administration, Applications, Search Center, Tag Center, and Toolbox. On the right, it indicates 'View Mode' and 'Published Site' (Directly editing published content). Below this, a secondary navigation bar has tabs for Overview, Content, Style, and Layout, along with Revert, Save, and More buttons.

The main content area is split into two sections. The left section, titled 'Page Properties', shows details for a page named 'Pure Systems', including its friendly URL, workflow stage, web content, and community. The right section, titled 'Project', allows creating a new project with a text input field containing 'Paul Clemmons - Dec 19, 2012' and a 'Create' button.

Below the main content is a dark blue bar with the IBM logo, the user name 'Paul Clemmons', and links for Actions and Log Out. A search bar is also present.

The bottom section features a breadcrumb trail: Welcome > Getting Started > Pure Systems. Below this, there are two portlets. The 'Conversations' portlet shows a list of articles, with the top one titled 'Understanding image capabilities with IBM SmartCloud Provisioning' updated by Paul Clemmons. The 'People' portlet, highlighted with a red border, lists users: Paul Clemmons (Page Editor, plemmons@zetabank.com), Anna Bauer (IT Specialist, abauer@zetabank.com), and Bob (bob.bob@de.ibm.com).

Ajustement de la portlet en tant que Related Experts

The screenshot displays the IBM Pure Systems user interface. At the top, there is a navigation bar with links for Home, Administration, Applications, Search Center, Tag Center, and Toolbox. On the right side of this bar, it indicates 'View Mode' and 'Published Site' (Directly editing published content). Below the navigation bar, there are tabs for Overview, Content, Style, and Layout, along with Revert, Save, and More buttons.

The main content area is divided into two sections: 'Page Properties' and 'Project'. The 'Page Properties' section shows details for 'Pure Systems', including Name, Friendly Uri, Workflow Stage, Web Content, and Community. The 'Project' section allows creating a new project with a title 'Paul Clemmons - Dec 19, 2012' and an 'Add to favorites' checkbox.

Below the main content area, there is a user profile bar for 'Paul Clemmons' with 'Actions' and 'Log Out' options, and a search bar. A secondary navigation bar includes 'Welcome', 'Getting Started', and 'Pure Systems'.

The main content area features two portlets: 'Conversations' and 'People'. The 'Conversations' portlet displays a list of articles, with the top one titled 'Understanding image capabilities with IBM SmartCloud Provisioning' by Paul Clemmons. The 'People' portlet shows a list of users, including Paul Clemmons (Page Editor) and Anna Bauer (IT Specialist). A context menu is open over the 'People' portlet, showing options: 'People published', 'Open Read Form', 'Open Edit Form' (highlighted), 'Delete', and 'Edit Content Spot'. A red arrow points to the bottom of the page.

Ajustement de la portlet en tant que Related Experts

Open Edit Form

Libraries > Portal Site > Content > Content Root > Home > Pure Systems > Related Experts

Related Experts

Status - Published | Last modified Today 2:20:57 PM GMT+01:00 by [Paul Clemmons](#) | Created by [Paul Clemmons](#)

Save and Close Show Hidden Fields Close

Content Properties

***Name:**
Related Experts

Display title: Localizations
Related Experts

Content Sources

***Content Sources**
Select the content sources to include in this list. You must select at least one source.

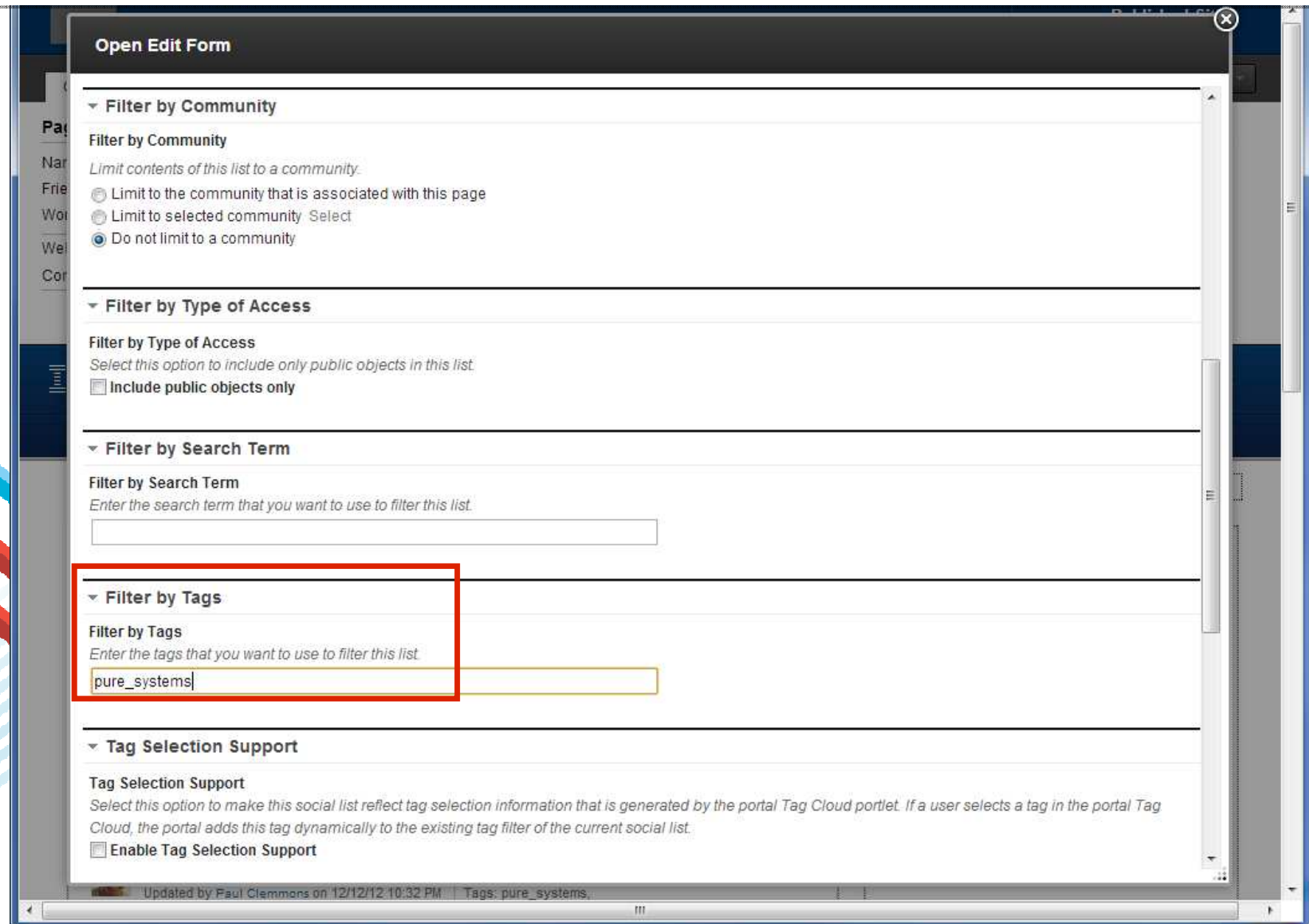
- Activities
- Blogs
- Bookmarks
- Communities
- Events
- Files
- Forums
- Profiles
- Wikis

Filter by Community

Filter by Community

Updated by Paul Clemmons on 12/12/12 10:32 PM Tags: pure_systems

Ajustement de la portlet en tant que Related Experts et filtrage de la liste



Open Edit Form

▼ **Filter by Community**

Filter by Community
Limit contents of this list to a community.

- Limit to the community that is associated with this page
- Limit to selected community *Select*
- Do not limit to a community

▼ **Filter by Type of Access**

Filter by Type of Access
Select this option to include only public objects in this list.

- Include public objects only

▼ **Filter by Search Term**

Filter by Search Term
Enter the search term that you want to use to filter this list.

▼ **Filter by Tags**

Filter by Tags
Enter the tags that you want to use to filter this list.

▼ **Tag Selection Support**

Tag Selection Support
Select this option to make this social list reflect tag selection information that is generated by the portal Tag Cloud portlet. If a user selects a tag in the portal Tag Cloud, the portal adds this tag dynamically to the existing tag filter of the current social list.

- Enable Tag Selection Support

Updated by Paul Clemmons on 12/12/12 10:32 PM Tags: pure_systems

Ajustement de la portlet en tant que Related Experts

Open Edit Form

Tag Selection Support

Tag Selection Support
Select this option to make this social list reflect tag selection information that is generated by the portal Tag Cloud portlet. If a user selects a tag in the portal Tag Cloud, the portal adds this tag dynamically to the existing tag filter of the current social list.

Enable Tag Selection Support

Sorting Criteria

Sorting Criteria
Select the criteria to use for sorting the list.

Last updated
 Relevance

Sorting Order

Sorting Order
Select the order in which you want to sort the list.

Ascending
 Descending

List Appearance

***List Appearance**
Select the presentation component to format this list.

Select Component
IBM Connections / List Designs / Comprehensive

* Required Fields

Updated by Paul Clemmons on 12/12/12 10:32 PM Tags: pure_systems

Choix d'un design simple pour afficher le contenu

The screenshot displays a web application interface with a clean, minimalist design. The main content area is titled "Conversations" and lists five blog posts, each with a profile picture, title, author, date, tags, and a brief description. The sidebar on the right is titled "Related Experts" and "Community Files". The "Related Experts" section is highlighted with a red border and lists three experts: Paul Clemmons (Page Editor), Anna Bauer (IT Specialist), and Betty Zechman (Site Designer). The "Community Files" section lists three files: "IBM Pure Systems Whitepaper.odt", "Automating deployment in the cloud.odp", and "IBM and SAP Integrated management of SAP.pdf".

Conversations

Understanding image capabilities with IBM SmartCloud Provisioning
Updated by [Paul Clemmons](#) on 12/12/12 10:33 PM | Tags: provisioning, pure_systems
IBM SmartCloud Provisioning 2.1 introduces PaaS capabilities with the possibility to create blueprints to standardize the deployment of complex tiered applications. For example, a J2ee three-tie

Big fat cloud and very thin clients
Updated by [Paul Clemmons](#) on 12/12/12 10:32 PM | Tags: pure_systems, thin_clients, cloud
Big fat cloud and very thin clients Posted by Maciej Sztukiewicz on 9/7/12 1:30 PM - visit site Hello My Readers - Welcome Again. No, this blog will not be about big known IT providers

Lessons learned: Usage and accounting for cloud
Updated by [Paul Clemmons](#) on 12/12/12 10:31 PM | Tags: lessons_learned, pure_systems, cloud
Because most customers want to know how much they will be charged for using a cloud service prior to actually purchasing a cloud offering, taking advantage of Tivoli Service Automation Usage and

Optimizing core banking operations with IBM PureSystems
Updated by [Paul Clemmons](#) on 12/12/12 10:30 PM | Tags: pure_systems, banking
Optimizing core banking operations with IBM PureSystems Today, we will discuss briefly how banks can leverage IBM PureSystems to optimize their core banking operations. As a Continue readin.

Pure System Center
Updated by [Paul Clemmons](#) on 12/3/12 6:53 PM | Tags: center, pure_systems
The IBM PureSystems Centre gives you easy access to PureSystems assets, delivering expertise from a broad ecosystem, deployable in an efficient manner.

Related Experts

RELATED EXPERTS

[Paul Clemmons](#)
Page Editor | pcllemmons@zetabank.com

[Anna Bauer](#)
IT Specialist | abauer@zetabank.com

[Betty Zechman](#)
Site Designer | bzechman@zetabank.com

Community Files

COMMUNITY FILES

[IBM Pure Systems Whitepaper.odt](#)
Updated by [Anna Bauer](#) on 10/9/12 8:49 PM

[Automating deployment in the cloud.odp](#)
Updated by [Anna Bauer](#) on 10/9/12 8:48 PM

[IBM and SAP Integrated management of SAP.pdf](#)
Updated by [Anna Bauer](#) on 10/9/12 10:03 AM

Choix d'un design simple pour afficher le contenu

The screenshot displays a web application interface with a clean, simple design. The main content area is titled "Conversations" and lists several articles. A context menu is open over the article "Big fat cloud and very thin clients", showing options: "Related Experts published", "Open Read Form", "Open Edit Form", "Delete", and "Edit Content Spot". A red arrow points to the "Open Edit Form" option. The right sidebar contains sections for "Related Experts" and "Community Files".

Conversations

Understanding image capabilities with IBM SmartCloud Provisioning
Updated by [Paul Clemmons](#) on 12/12/12 10:33 PM | Tags: provisioning, pure_systems
IBM SmartCloud Provisioning 2.1 introduces PaaS capabilities with the possibility to standardize the deployment of complex tiered applications.

Big fat cloud and very thin clients
Updated by [Paul Clemmons](#) on 12/12/12 10:32 PM | Tags: pure_systems, thin_clients, cloud
Big fat cloud and very thin clients Posted by Maciej Sztukiewicz on 9/7/12 1:30 PM - visit site Hello My Readers - Welcome Again. No, this blog will not be about big known IT providers

Lessons learned: Usage and accounting for cloud
Updated by [Paul Clemmons](#) on 12/12/12 10:31 PM | Tags: lessons_learned, pure_systems, cloud
Because most customers want to know how much they will be charged for using a cloud service prior to actually purchasing a cloud offering, taking advantage of Tivoli Service Automation Usage and

Optimizing core banking operations with IBM PureSystems
Updated by [Paul Clemmons](#) on 12/12/12 10:30 PM | Tags: pure_systems, banking
Optimizing core banking operations with IBM PureSystems Today, we will discuss briefly how banks can leverage IBM PureSystems to optimize their core banking operations. As a Continue readin.

Pure System Center
Updated by [Paul Clemmons](#) on 12/3/12 6:53 PM | Tags: center, pure_systems
The IBM PureSystems Centre gives you easy access to PureSystems assets, delivering expertise from a broad ecosystem, deployable in an efficient manner.

Related Experts

RELATED EXPERTS

[Paul Clemmons](#)
Page Editor | pcllemmons@zetabank.com

[Anna Bauer](#)
IT Specialist | abauer@zetabank.com

[Betty Zechman](#)
Site Designer | bzechman@zetabank.com

Community Files

COMMUNITY FILES

[IBM Pure Systems Whitepaper.odt](#)
Updated by [Anna Bauer](#) on 10/9/12 8:49 PM

[Automating deployment in the cloud.odp](#)
Updated by [Anna Bauer](#) on 10/9/12 8:48 PM

[IBM and SAP Integrated management of SAP.pdf](#)
Updated by [Anna Bauer](#) on 10/9/12 10:03 AM

Choix d'un design simple pour afficher le contenu

Open Edit Form

Tag Selection Support

Tag Selection Support
Select this option to make this social list reflect tag selection information that is generated by the portal Tag Cloud portlet. If a user selects a tag in the portal Tag Cloud, the portal adds this tag dynamically to the existing tag filter of the current social list.

Enable Tag Selection Support

Sorting Criteria

Sorting Criteria
Select the criteria to use for sorting the list.

Last updated
 Relevance

Sorting Order

Sorting Order
Select the order in which you want to sort the list.

Ascending
 Descending

List Appearance

***List Appearance**
Select the presentation component to format this list.

Select Component
IBM Connections / Comprehensive

Select Component

Save and Close Show Hidden Fields Close

* Required Fields

Choix d'un design simple pour afficher le contenu

Open Edit Form

Select Component



Social Rendering Result Design ?

Choose the result design from the list below, then click OK

Search ▾

Libraries

Filter

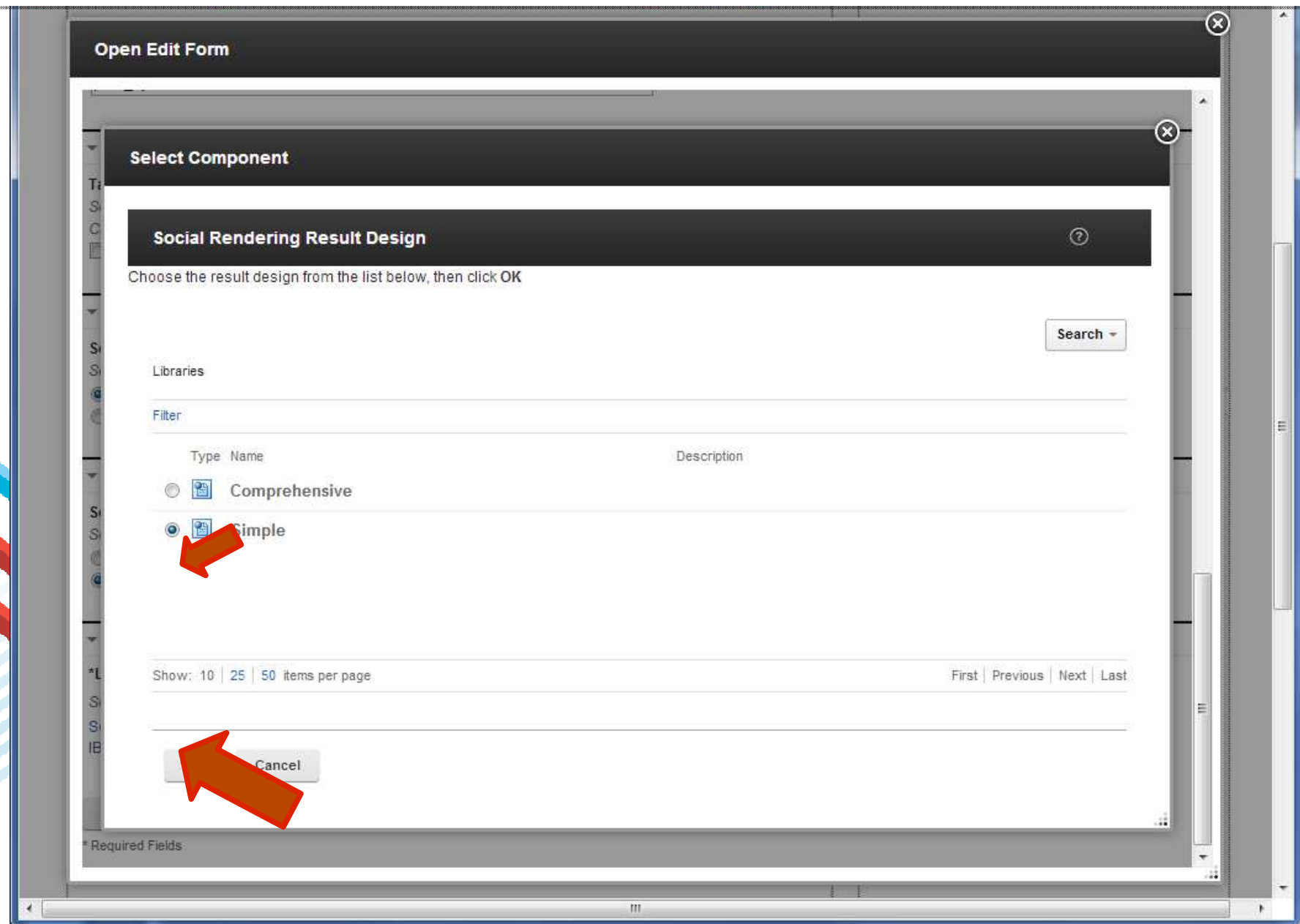
Type	Name	Description
<input type="radio"/>	 Comprehensive	
<input checked="" type="radio"/>	 Simple	

Show: 10 | 25 | 50 items per page

First | Previous | Next | Last

Cancel

* Required Fields



Choix d'un design simple pour afficher le contenu

Open Edit Form

Tag Selection Support

Tag Selection Support
Select this option to make this social list reflect tag selection information that is generated by the portal Tag Cloud portlet. If a user selects a tag in the portal Tag Cloud, the portal adds this tag dynamically to the existing tag filter of the current social list.

Enable Tag Selection Support

Sorting Criteria

Sorting Criteria
Select the criteria to use for sorting the list.

Last updated
 Relevance

Sorting Order

Sorting Order
Select the order in which you want to sort the list.

Ascending
 Descending

List Appearance

***List Appearance**
Select the presentation component to format this list.

Select Component
IBM Connections / List Designs / Simple ✕

Save and Close Show Hidden Fields Close

* Required Fields

Choix d'un design simple pour afficher les listes en colonne

The screenshot displays a web interface with a columnar layout. The main content area is titled "Conversations" and lists five articles. Each article includes a profile picture, a title, update information, tags, and a brief description. To the right, there are three sections: "Related Experts" (highlighted with a red box), "Community Files", and "Community Forum Topics".

Conversations

- Understanding image capabilities with IBM SmartCloud Provisioning**
Updated by [Paul Clemmons](#) on 12/12/12 10:33 PM | Tags: provisioning, pure_systems
IBM SmartCloud Provisioning 2.1 introduces PaaS capabilities with the possibility to create blueprints to standardize the deployment of complex tiered applications. For example, a J2ee three-tie
- Big fat cloud and very thin clients**
Updated by [Paul Clemmons](#) on 12/12/12 10:32 PM | Tags: pure_systems, thin_clients, cloud
Big fat cloud and very thin clients Posted by Maciej Sztukiewicz on 9/7/12 1:30 PM - visit site Hello My Readers - Welcome Again. No, this blog will not be about big known IT providers
- Lessons learned: Usage and accounting for cloud**
Updated by [Paul Clemmons](#) on 12/12/12 10:31 PM | Tags: lessons_learned, pure_systems, cloud
Because most customers want to know how much they will be charged for using a cloud service prior to actually purchasing a cloud offering, taking advantage of Tivoli Service Automation Usage and
- Optimizing core banking operations with IBM PureSystems**
Updated by [Paul Clemmons](#) on 12/12/12 10:30 PM | Tags: pure_systems, banking
Optimizing core banking operations with IBM PureSystems Today, we will discuss briefly how banks can leverage IBM PureSystems to optimize their core banking operations. As a Continue readin.
- Pure System Center**
Updated by [Paul Clemmons](#) on 12/3/12 6:53 PM | Tags: center, pure_systems
The IBM PureSystems Centre gives you easy access to PureSystems assets, delivering expertise from a broad ecosystem, deployable in an efficient manner.

Related Experts

RELATED EXPERTS

- [Paul Clemmons](#)
- [Anna Bauer](#)
- [Betty Zechman](#)

Community Files

COMMUNITY FILES

- IBM Pure Systems Whitepaper.odt**
Updated by [Anna Bauer](#) on 10/9/12 8:49 PM
- Automating deployment in the cloud.odp**
Updated by [Anna Bauer](#) on 10/9/12 8:48 PM
- IBM and SAP Integrated management of SAP.pdf**
Updated by [Anna Bauer](#) on 10/9/12 10:03 AM

Community Forum Topics

COMMUNITY FORUM TOPICS

Choix d'un design simple pour afficher les listes en colonne

The screenshot displays a web application interface with a columnar layout. The main content area is titled "Conversations" and lists several articles. The right sidebar contains "Related Experts" and "Community Files". A context menu is open over the "Automating deployment in the cloud.odp" file, showing options: "Open Read Form", "Open Edit Form" (highlighted), "Delete", and "Edit Content Spot". A red arrow points to the "Optimizing core banking operations with IBM PureSystems" conversation.

Conversations

Understanding image capabilities with IBM SmartCloud Provisioning
Updated by [Paul Clemmons](#) on 12/12/12 10:33 PM | Tags: provisioning, pure_systems
IBM SmartCloud Provisioning 2.1 introduces PaaS capabilities with the possibility to create blueprints to standardize the deployment of complex tiered applications. For example, a J2ee three-tie

Big fat cloud and very thin clients
Updated by [Paul Clemmons](#) on 12/12/12 10:32 PM | Tags: pure_systems, thin_clients, cloud
Big fat cloud and very thin clients Posted by Maciej Sztukiewicz on 9/7/12 1:30 PM - visit site Hello My Readers - Welcome Again. No, this blog will not be about big known IT providers

Lessons learned: Usage and accounting for cloud
Updated by [Paul Clemmons](#) on 12/12/12 10:31 PM | Tags: lessons_learned, pure_systems, cloud
Because most customers want to know how much they will be charged for using a cloud offering, taking advantage of Multi Service Automation

Optimizing core banking operations with IBM PureSystems
Updated by [Paul Clemmons](#) on 12/12/12 10:30 PM | Tags: pure_systems, banking
Optimizing core banking operations with IBM PureSystems Today, we will discuss briefly how banks can leverage IBM PureSystems to optimize their core banking operations. As a Continue readin.

Pure System Center
Updated by [Paul Clemmons](#) on 12/3/12 6:53 PM | Tags: center, pure_systems
The IBM PureSystems Centre gives you easy access to PureSystems assets, delivering expertise from a broad ecosystem, deployable in an efficient manner.

Related Experts

RELATED EXPERTS

- [Paul Clemmons](#)
- [Anna Bauer](#)
- [Betty Zechman](#)

Community Files

COMMUNITY FILES

- IBM Pure Systems Whitepaper.odt**
Updated by [Anna Bauer](#) on 10/9/12 8:49 PM
- Automating deployment in the cloud.odp**
Updated by [Anna Bauer](#) on 10/9/12 8:48 PM
- IBM and SAP Integrated management of SAP.pdf**
Updated by [Anna Bauer](#) on 10/9/12 10:03 AM

Community Forum Topics

COMMUNITY FORUM TOPICS

Choix d'un design simple pour afficher les listes en colonne

Open Edit Form

▼ Tag Selection Support

Tag Selection Support
Select this option to make this social list reflect tag selection information that is generated by the portal Tag Cloud portlet. If a user selects a tag in the portal Tag Cloud, the portal adds this tag dynamically to the existing tag filter of the current social list.

Enable Tag Selection Support

▼ Sorting Criteria

Sorting Criteria
Select the criteria to use for sorting the list.

Last updated
 Relevance

▼ Sorting Order

Sorting Order
Select the order in which you want to sort the list.

Ascending
 Descending

▼ List Appearance

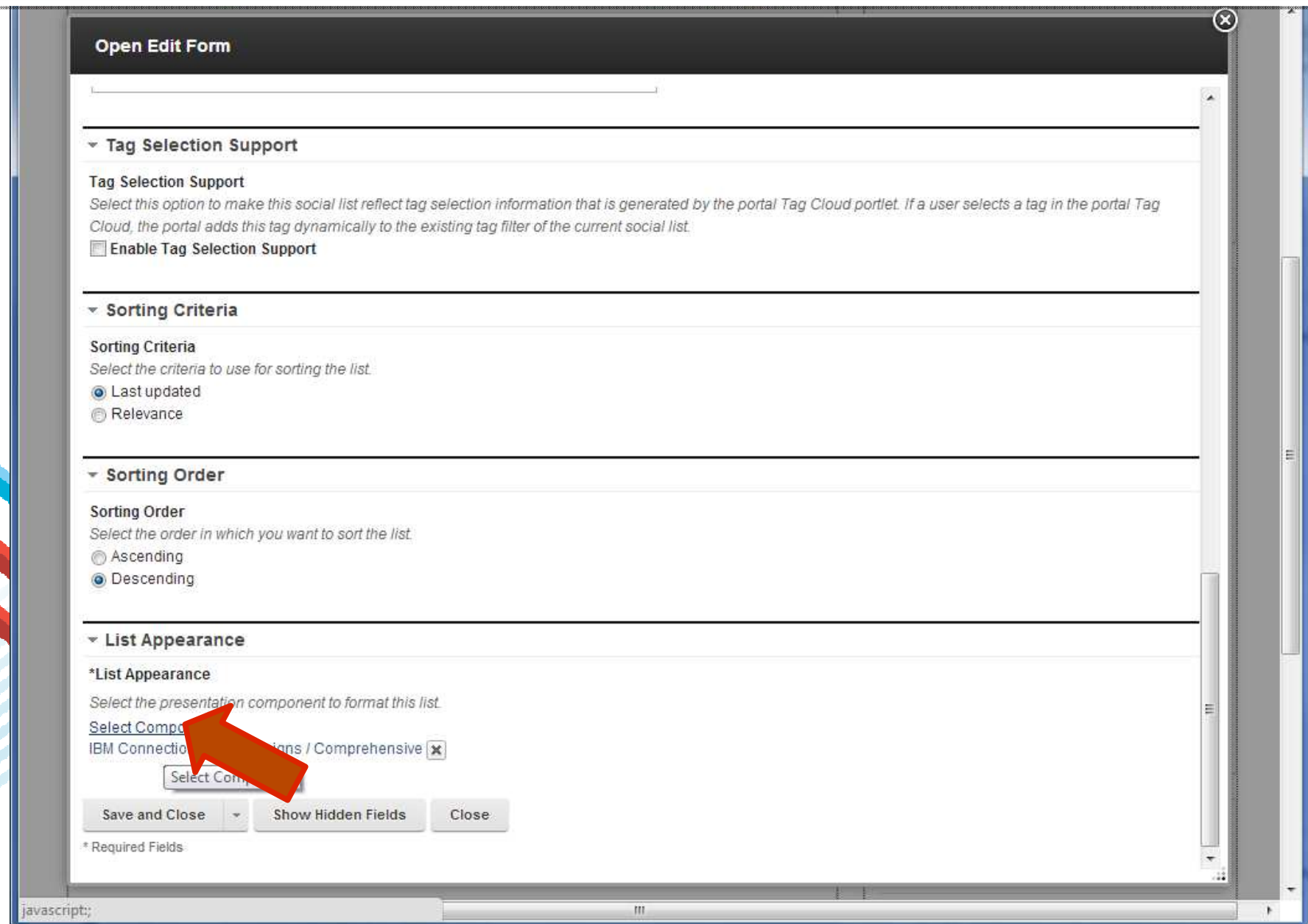
***List Appearance**
Select the presentation component to format this list.

Select Component
IBM Connections / Comprehensive

Select Component

Save and Close Show Hidden Fields Close

* Required Fields



Choix d'un design simple pour afficher les listes en colonne

Open Edit Form

Select Component



Social Rendering Result Design ?

Choose the result design from the list below, then click OK

Search ▾

Libraries

Filter

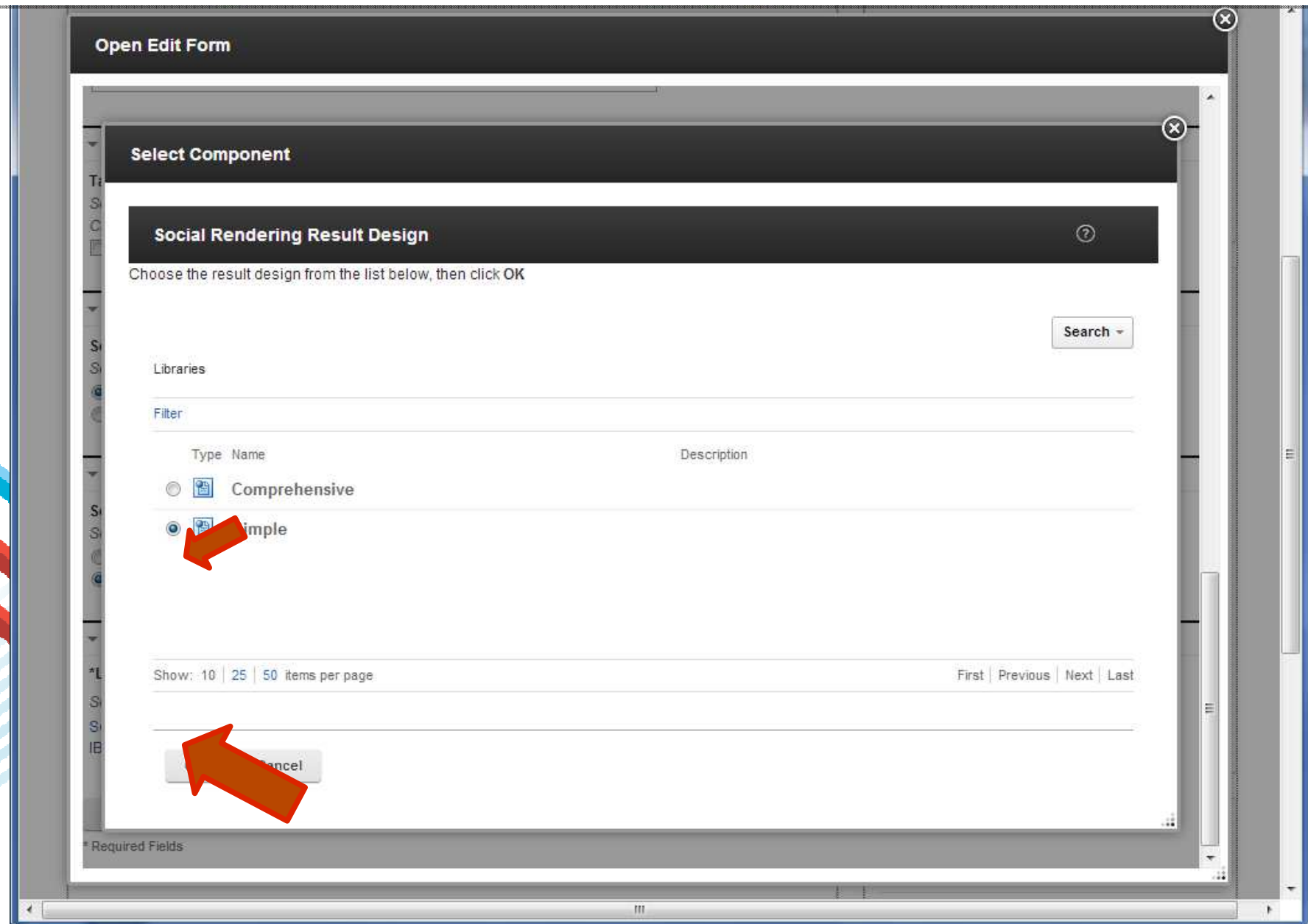
Type	Name	Description
<input type="radio"/>	 Comprehensive	
<input checked="" type="radio"/>	 Simple	

Show: 10 | 25 | 50 items per page

First | Previous | Next | Last

Cancel

* Required Fields



Choix d'un design simple pour afficher les listes en colonne

Open Edit Form

Tag Selection Support
Select this option to make this social list reflect tag selection information that is generated by the portal Tag Cloud portlet. If a user selects a tag in the portal Tag Cloud, the portal adds this tag dynamically to the existing tag filter of the current social list.
 Enable Tag Selection Support

Sorting Criteria
Select the criteria to use for sorting the list.
 Last updated
 Relevance

Sorting Order
Select the order in which you want to sort the list.
 Ascending
 Descending

List Appearance
***List Appearance**
Select the presentation component to format this list.
Select Component
IBM Connections / List Designs / Simple ✕

Save and Close Show Hidden Fields Close

* Required Fields Save Close

javascript;

Choix d'un design simple pour afficher les listes en colonne

standardize the deployment of complex tiered applications. For example, a J2ee three-tie



Big fat cloud and very thin clients

Updated by [Paul Clemmons](#) on 12/12/12 10:32 PM | Tags: pure_systems, thin_clients, cloud

Big fat cloud and very thin clients Posted by Maciej Sztukiewicz on 9/7/12 1:30 PM - visit site Hello My Readers - Welcome Again. No, this blog will not be about big known IT providers



Lessons learned: Usage and accounting for cloud

Updated by [Paul Clemmons](#) on 12/12/12 10:31 PM | Tags: lessons_learned, pure_systems, cloud

Because most customers want to know how much they will be charged for using a cloud service prior to actually purchasing a cloud offering, taking advantage of Tivoli Service Automation Usage and



Optimizing core banking operations with IBM PureSystems

Updated by [Paul Clemmons](#) on 12/12/12 10:30 PM | Tags: pure_systems, banking

Optimizing core banking operations with IBM PureSystems Today, we will discuss briefly how banks can leverage IBM PureSystems to optimize their core banking operations. As a Continue readin



Pure System Center

Updated by [Paul Clemmons](#) on 12/3/12 6:53 PM | Tags: center, pure_systems

The IBM PureSystems Centre gives you easy access to PureSystems assets, delivering expertise from a broad ecosystem, deployable in an efficient manner.

Show: 5 | 10 | 20 | 50

First | Previous | Next | Last

Community Files

COMMUNITY FILES

- [IBM Pure Systems Whitepaper.odt](#)
- [Automating deployment in the cloud.odp](#)
- [IBM and SAP Integrated management of SAP.pdf](#)

Community Forum Topics

COMMUNITY FORUM TOPICS

- [Tooling](#)
Updated by [Betty Zechman](#) on 11/12/12 3:14 PM
- [Operations & Deployment](#)
Updated by [Betty Zechman](#) on 10/9/12 4:50 PM
- [Press Releases](#)
Updated by [Betty Zechman](#) on 10/9/12 4:49 PM

Help

- [Product documentation](#)
- [Product wiki](#)
- [Media gallery](#)
- [WebSphere Portal Zone](#)

Support

- [Support page](#)
- [Supported hardware and software](#)
- [IBM Software Support Guide](#)

Search & Explore

- [Search Center](#)
- [Tagging & Rating](#)

Choix d'un design simple pour afficher les listes en colonne

standardize the deployment of complex tiered applications. For example, a three-tier...

Big fat cloud and very thin clients
Updated by [Paul Clemmons](#) on 12/12/12 10:32 PM | Tags: pure_systems, thin_clients, cloud
Big fat cloud and very thin clients Posted by Maciej Sztukiewicz on 9/7/12 1:30 PM - visit site Hello My Readers - Welcome Again. No, this blog will not be about big known IT providers.

Lessons learned: Usage and accounting for cloud
Updated by [Paul Clemmons](#) on 12/12/12 10:31 PM | Tags: lessons_learned, pure_systems, cloud
Because most customers want to know how much they will be charged for using a cloud service prior to actually purchasing a cloud offering, taking advantage of Tivoli Service Automation Usage and

Optimizing core banking operations with IBM PureSystems
Updated by [Paul Clemmons](#) on 12/12/12 10:30 PM | Tags: pure_systems, banking
Optimizing core banking operations with IBM PureSystems Today, we will leverage IBM PureSystems to optimize their core banking operations. As

Pure System Center
Updated by [Paul Clemmons](#) on 12/3/12 6:53 PM | Tags: center, pure_s...
The IBM PureSystems Centre gives you easy access to PureSystems as an ecosystem, deployable in an efficient manner.

Show: 5 | 10 | 20 | 50 First | Previous | Next | Last

Community Files
COMMUNITY FILES
IBM Pure Systems Whitepaper.odt
Automating deployment in the cloud.odp
IBM and SAP Integrated management of SAP.pdf

Community Forum Topics
COMMUNITY FORUM TOPICS
Tooling
Updated by [Betty Zechman](#) on 11/12/12 3:14 PM
Operations & Deployment
Updated by [Betty Zechman](#) on 10/9/12 4:50 PM
Press Releases
Updated by [Betty Zechman](#) on 10/9/12 4:49 PM

Community Forum To... published
Open Read Form
Open Edit Form
Delete
Edit Content Spot

Help
Product documentation
Product wiki
Media gallery
WebSphere Portal Zone

Support
Support page
Supported hardware and software
IBM Software Support Guide

Search & Explore
Search Center
Tagging & Rating

Choix d'un design simple pour afficher les listes en colonne

standardize the deployment of complex tiered applications. For example, a J2EE three-tie

Open Edit Form

Libraries > Portal Site > Content > Content Root > Home > Pure Systems > Community Forum Topics

Community Forum Topics

Status - Published | Created by Paul Clemmons

Save and Close Show Hidden Fields Close

Content Properties

***Name:**
Discussions

Display title: Localizations
Discussions

Content Sources

***Content Sources**
Select the content sources to include in this list. You must select at least one source.

- Activities
- Blogs
- Bookmarks
- Communities
- Events
- Files
- Forums
- Profiles
- Wikis

Filter by Community
Filter by Community

Choix d'un design simple pour afficher les listes en colonne

standardize the deployment of complex tiered applications. For example, a three-tier

Open Edit Form

▼ **Tag Selection Support**

Tag Selection Support
Select this option to make this social list reflect tag selection information that is generated by the portal Tag Cloud portlet. If a user selects a tag in the portal Tag Cloud, the portal adds this tag dynamically to the existing tag filter of the current social list.

Enable Tag Selection Support

▼ **Sorting Criteria**

Sorting Criteria
Select the criteria to use for sorting the list.

Last updated
 Relevance

▼ **Sorting Order**

Sorting Order
Select the order in which you want to sort the list.

Ascending
 Descending

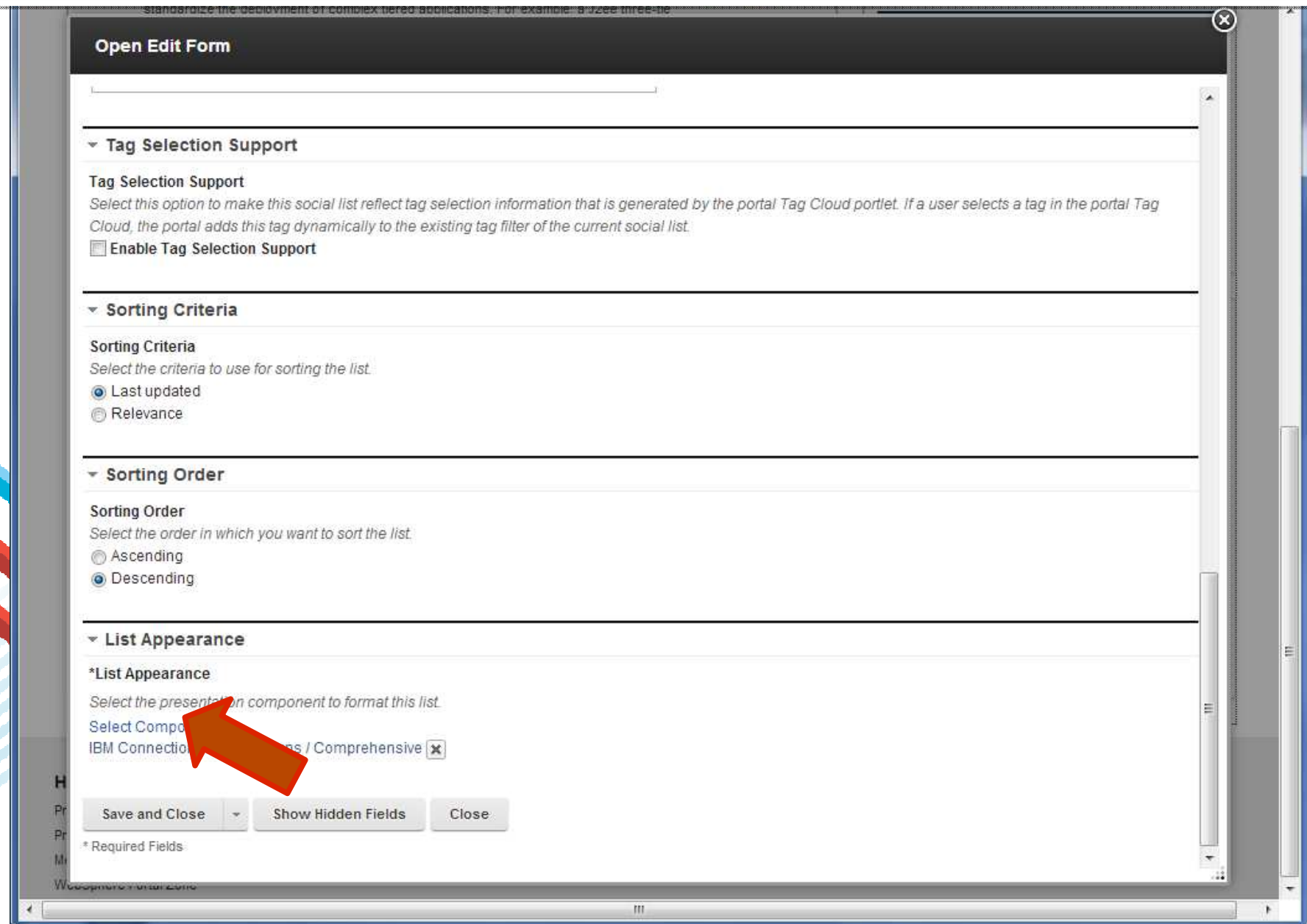
▼ **List Appearance**

***List Appearance**
Select the presentation component to format this list.

Select Component
IBM Connections / Comprehensive

Save and Close Show Hidden Fields Close

* Required Fields



Choix d'un design simple pour afficher les listes en colonne

The screenshot shows a software interface with a dialog box titled "Open Edit Form". Inside the dialog, there is a section titled "Select Component" which contains a sub-section "Social Rendering Result Design". Below this, there is a search bar and a table of design options. The "Simple" design is selected, indicated by a red arrow. At the bottom of the dialog, the "OK" button is also highlighted with a red arrow.

Open Edit Form

Select Component

Social Rendering Result Design

Choose the result design from the list below, then click OK

Search

Libraries

Filter

Type	Name	Description
<input type="radio"/>	Comprehensive	
<input checked="" type="radio"/>	Simple	

Show: 10 | 25 | 50 items per page

First | Previous | Next | Last

OK Cancel

Choix d'un design simple pour afficher les listes en colonne

standardize the deployment of complex tiered applications. For example, a three-tier

Open Edit Form

▼ **Tag Selection Support**

Tag Selection Support
Select this option to make this social list reflect tag selection information that is generated by the portal Tag Cloud portlet. If a user selects a tag in the portal Tag Cloud, the portal adds this tag dynamically to the existing tag filter of the current social list.

Enable Tag Selection Support

▼ **Sorting Criteria**

Sorting Criteria
Select the criteria to use for sorting the list.

Last updated
 Relevance

▼ **Sorting Order**

Sorting Order
Select the order in which you want to sort the list.

Ascending
 Descending

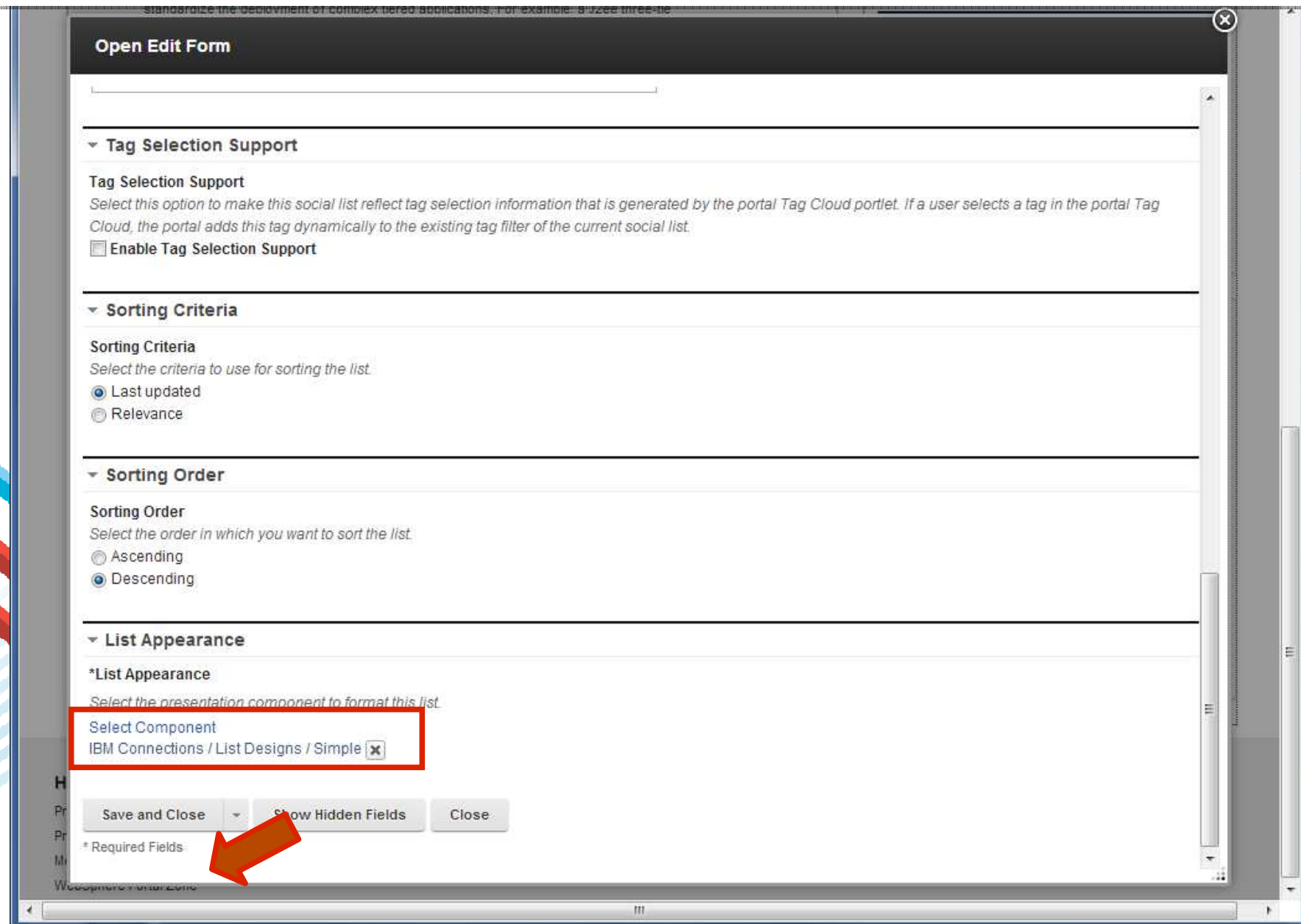
▼ **List Appearance**

***List Appearance**
Select the presentation component to format this list.

Select Component
IBM Connections / List Designs / Simple ✕

Save and Close Show Hidden Fields Close

* Required Fields



Choix d'un design simple pour afficher les listes en colonne

standardize the deployment of complex tiered applications. For example, a J2ee three-tie



Big fat cloud and very thin clients

Updated by [Paul Clemmons](#) on 12/12/12 10:32 PM | Tags: [pure_systems](#), [thin_clients](#), [cloud](#)

Big fat cloud and very thin clients Posted by Maciej Sztukiewicz on 9/7/12 1:30 PM - visit site Hello My Readers - Welcome Again. No, this blog will not be about big known IT providers



Lessons learned: Usage and accounting for cloud

Updated by [Paul Clemmons](#) on 12/12/12 10:31 PM | Tags: [lessons_learned](#), [pure_systems](#), [cloud](#)

Because most customers want to know how much they will be charged for using a cloud service prior to actually purchasing a cloud offering, taking advantage of Tivoli Service Automation Usage and



Optimizing core banking operations with IBM PureSystems

Updated by [Paul Clemmons](#) on 12/12/12 10:30 PM | Tags: [pure_systems](#), [banking](#)

Optimizing core banking operations with IBM PureSystems Today, we will discuss briefly how banks can leverage IBM PureSystems to optimize their core banking operations. As a Continue readin



Pure System Center

Updated by [Paul Clemmons](#) on 12/3/12 6:53 PM | Tags: [center](#), [pure_systems](#)

The IBM PureSystems Centre gives you easy access to PureSystems assets, delivering expertise from a broad ecosystem, deployable in an efficient manner.

Show: 5 | 10 | 20 | 50

First | Previous | Next | Last

Community Files

COMMUNITY FILES

[IBM Pure Systems Whitepaper.odt](#)

[Automating deployment in the cloud.odp](#)

[IBM and SAP Integrated management of SAP.pdf](#)

Discussions

DISCUSSIONS

[Tooling](#)

[Operations & Deployment](#)

[Press Releases](#)

Help

[Product documentation](#)

[Product wiki](#)

[Media gallery](#)

[WebSphere Portal Zone](#)

Support

[Support page](#)

[Supported hardware and software](#)

[IBM Software Support Guide](#)

Search & Explore

[Search Center](#)

[Tagging & Rating](#)

Ajout de la portlet WCM à la page

The screenshot displays the IBM Web Content Manager (WCM) interface. At the top, there is a navigation bar with tabs for Home, Administration, Applications, Search Center, Tag Center, and Toolbox. On the right, it shows 'View Mode' and 'Published Site' (Directly editing published content). Below this is a secondary navigation bar with tabs for Overview, Content, Style, and Layout, along with Revert, Save, and More buttons.

The main content area is divided into two sections. On the left, there is a search box labeled 'Search Web Content' and a list of categories: All, Web Content, Social Content, Communications, Collaboration, and Tools. A red arrow points to the 'Web Content' category. On the right, there is a grid of portlets to be added, including Article, List of Articles, Rich Text, Image, List of Community Files, List of Community Content, List of Community Blog Posts, List of Community Forum Topics, and List of Community Events. Each portlet has a plus sign icon.

Below the portlet grid, there is a pagination bar showing 'Page 1 of 2', a 'Jump to page' field with '1' entered, and 'Previous' and 'Next' buttons.

The bottom section of the interface features the IBM logo, the user name 'Paul Clemmons', and links for 'Actions' and 'Log Out'. There is also a search bar. Below this, there are tabs for 'Welcome', 'Getting Started', and 'Pure Systems'.

The main content area is divided into two columns. The left column is titled 'Conversations' and contains a list of articles. The first article is 'Understanding image capabilities with IBM SmartCloud Provisioning', updated by Paul Clemmons on 12/12/12 10:33 PM, with tags 'provisioning' and 'pure_systems'. The second article is 'Big fat cloud and very thin clients', also updated by Paul Clemmons on 12/12/12 10:32 PM, with tags 'pure_systems'. The right column is titled 'Related Experts' and lists three experts: Paul Clemmons, Anna Bauer, and Betty Zechman. Below this is a section for 'Community Files'.

At the bottom left, there is a small text element 'javascript:void(0)'. At the bottom center, there is a small icon resembling a hamburger menu.

Ajout de la portlet WCM à la page

The screenshot displays the IBM Web Content Manager (WCM) interface. At the top, there is a navigation bar with tabs for Home, Administration, Applications, Search Center, Tag Center, and Toolbox. On the right side of this bar, there are options for View Mode and Published Site (Directly editing published content). Below the navigation bar, there are tabs for Overview, Content, Style, and Layout. A search bar for 'Search Web Content' is located on the left. The main content area shows a grid of portlets that can be added to the page, including Article, List of Articles, Rich Text, Image, List of Community Files, List of Community Content, List of Community Blog Posts, List of Community Forum Topics, and List of Community Events. A red box highlights the 'Image' portlet being added to a page. Below the portlet grid, there is a search bar and a user profile for Paul Clemmons. The main content area is divided into two columns. The left column is titled 'Conversations' and shows a post titled 'Understanding image capabilities with IBM SmartCloud Provisioning' by Paul Clemmons. The right column is titled 'Related Experts' and lists Paul Clemmons, Anna Bauer, and Betty Zechman. At the bottom, there is a 'Community Files' section.

Home Administration Applications Search Center Tag Center Toolbox View Mode Published Site
Directly editing published content

Overview Content Style Layout Revert Save More

Search Web Content

All
Web Content
Social Content
Communications
Collaboration
Tools

Article + List of Articles + Rich Text +
Image + List of Community Files + List of Community Content +
List of Community Blog Posts + List of Community Forum Topics + List of Community Events +

Page 1 of 2 Jump to page 1 Previous Next

IBM Paul Clemmons Actions Log Out ?

Welcome Getting Started Pure Systems

Image +

Conversations

Conversations

Understanding image capabilities with IBM SmartCloud Provisioning
Updated by Paul Clemmons on 12/12/12 10:33 PM | Tags: provisioning, pure_systems
IBM SmartCloud Provisioning 2.1 introduces PaaS capabilities with the possibility to create blueprints to standardize the deployment of complex tiered applications. For example, a J2ee three-tie

Related Experts

RELATED EXPERTS

Paul Clemmons
Anna Bauer
Betty Zechman

Community Files

Ajout de la portlet WCM à la page

The screenshot displays the IBM Web Content Manager (WCM) interface. At the top, there is a navigation bar with tabs for Home, Administration, Applications, Search Center, Tag Center, and Toolbox. On the right, it shows 'View Mode' and 'Published Site' (Directly editing published content). Below this is a secondary navigation bar with tabs for Overview, Content, Style, and Layout, along with Revert, Save, and More buttons.

The main content area is divided into a left sidebar and a main grid. The sidebar contains a search box for 'Search Web Content' and a list of categories: All, Web Content (highlighted), Social Content, Communications, Collaboration, and Tools. The main grid displays a list of content types, each with a plus sign for adding: Article, List of Articles, Rich Text, Image, List of Community Files, List of Community Content, List of Community Blog Posts, List of Community Forum Topics, and List of Community Events. Below the grid, it shows 'Page 1 of 2', a 'Jump to page' field with '1', and 'Previous' and 'Next' buttons.

Below the main content area is a dark blue header with the IBM logo, the user name 'Paul Clemmons', and links for Actions and Log Out. Below this is another navigation bar with tabs for Welcome, Getting Started, and Pure Systems.

The main content area below the navigation bar shows a large 'Image' portlet. The text inside the portlet reads 'To display this item, save the page', and a red arrow points to this text. Below the 'Image' portlet are two smaller portlets: 'Conversations' and 'Related Experts'. The 'Conversations' portlet shows a conversation titled 'Understanding image capabilities with IBM SmartCloud Provisioning' by Paul Clemmons, updated on 12/12/12. The 'Related Experts' portlet lists Paul Clemmons, Anna Bauer, and Betty Zechman.

Ajout de la portlet WCM à la page

The screenshot displays the IBM Web Content Manager (WCM) user interface. At the top, a navigation bar includes links for Home, Administration, Applications, Search Center, Tag Center, and Toolbox. On the right, it shows 'View Mode' and 'Published Site' (Directly editing published content). Below this, a secondary navigation bar has tabs for Overview, Content, Style, and Layout, along with Revert, Save, and More buttons.

The main content area is divided into two sections. The left section, titled 'Page Properties', shows details for a page named 'Pure Systems', including its Friendly Uri, Workflow Stage, Web Content, and Community. The right section, titled 'Project', contains a form to 'Create a new project' with a text input field containing 'Paul Clemmons - Dec 19, 2012', an 'Add to favorites' checkbox, and a 'Create' button.

Below the main content area is a dark blue bar with the IBM logo, the user name 'Paul Clemmons', and links for 'Actions' and 'Log Out'. A search bar is also present.

The main workspace shows a portlet titled 'Image (Specified)'. It contains a dashed border and a preview of a camera icon. A green arrow icon indicates an upload action. A context menu is open over the portlet, listing options: 'Image published', 'Open Read Form', 'Open Edit Form' (highlighted), 'Delete', and 'Edit Content Spot'. A red arrow points to the 'Open Edit Form' option.

At the bottom of the workspace, there are two additional portlets: 'Conversations' and 'Related Experts'.

Ajout de contenu de type image dans la portlet WCM

The screenshot displays the IBM Web Content Manager (WCM) interface. At the top, there is a navigation bar with links for Home, Administration, Applications, Search Center, Tag Center, and Toolbox. The main content area is titled "Published Site" and "Directly editing published content". A sidebar on the left shows "Page Properties" for a page named "Pure Systems".

The central focus is the "Open Edit Form" dialog box, which is open over a portlet titled "Image (Specified)". The dialog box has a breadcrumb trail: Libraries > Portal Site > Content > Content Root > Home > Pure Systems > Image. It shows the name "Image" and its status as "Published", created by "Paul Clemmons".

The dialog box contains two tabs: "Content" and "Properties". The "Content" tab is active, showing a form with the following fields:

- *Name: Image
- Image: oobSampleImage938.png (with a Delete button)
- Upload an image file: Choose File (No file chosen)
- Image Alternate Text: Sample Image

At the bottom of the dialog box, there are buttons for "Save and Close", "Show Hidden Fields", and "Close". A red arrow points to the "Choose File" button in the "Upload an image file" section.

The background interface shows a portlet with a camera icon and a green arrow icon. The IBM logo is visible in the top left corner of the main interface.

Ajout de contenu de type image dans la portlet WCM

The screenshot displays a WCM interface with a navigation menu at the top (Home, Administration, Applications, Search Center, Tag Center, Toolbox) and a 'Published Site' header. The main content area shows 'Page Properties' for 'Pure Systems'. An 'Open Edit Form' dialog is open, showing the breadcrumb path: Libraries > Portal Site > Content > Content Root > Home > Pure Systems > Image. A file explorer window is overlaid on the dialog, showing the local disk path: Local Disk (C:) > home > buehler > demos > connect 2013. The file explorer table lists the following files:

Name	Date	Type	Size	Tags
Pure Systems.jpg	13.09.2012 12:55	JPEG image	34 KB	
RunTaskFederation....	14.12.2012 21:12	XML File	1 KB	

The file 'Pure Systems.jpg' is selected. A red arrow points from the file name to the 'Open' button. Another red arrow points from the 'Open' button to the form area below the dialog. The file explorer window also shows a tree view on the left with folders like CMVCE, Drivers, and buehl.

Ajout de contenu de type image dans la portlet WCM

The screenshot displays the IBM Web Content Manager (WCM) interface. The main page is titled "Pure Systems" and is in "Published Site" mode. The "Open Edit Form" dialog is open, showing the "Image" content type. The dialog has two tabs: "Content" and "Properties". The "Content" tab is active, showing the "Image" section with the following fields and options:

- Name:** Image
- Image:** oobSampleImage938.png (with a "Delete" button)
- Upload an image file:** Choose File **Pure Systems.jpg** (highlighted with a red box)
- Image Alternate Text:** Sample Image

At the bottom of the dialog, there are "Save and Close", "Show Hidden Fields", and "Close" buttons. A note at the bottom left of the dialog indicates "* Required Fields".

The background interface shows the "Page Properties" section with details for "Pure Systems", including Name, Friendly Url, Workflow Stage, Web Content, and Community. The IBM logo and navigation tabs are also visible.

Ajout de contenu de type image dans la portlet WCM

The screenshot displays the IBM Web Content Manager (WCM) interface. At the top, there is a navigation bar with links for Home, Administration, Applications, Search Center, Tag Center, and Toolbox. On the right, it indicates 'View Mode' and 'Published Site' (Directly editing published content). Below this is a secondary navigation bar with tabs for Overview, Content, Style, and Layout, along with Revert, Save, and More buttons.

The main content area is divided into two sections: 'Page Properties' and 'Project'. The 'Page Properties' section includes fields for Name (Pure Systems), Friendly Uri (Pure-Systems), Workflow Stage (None), Web Content (Pure Systems), and Community (Pure Systems). The 'Project' section has a title 'Project', a description 'Create a new project', a text input field containing 'Paul Clemmons - Dec 19, 2012', an 'Add to favorites' checkbox, and a 'Create' button.

Below the main content area is a dark blue header with the IBM logo, the user name 'Paul Clemmons', and links for 'Actions' and 'Log Out'. A search bar is also present.

The main content area features a breadcrumb trail: Welcome > Getting Started > Pure Systems. Below this, a large portlet titled 'Image (Specified)' is highlighted with a red border. This portlet contains a banner for 'PureSystems' with the tagline 'A Smarter Planet'. The banner includes the text 'Get in touch to get started' and contact information: 'Call us at 1-877-426-3774 #109HE03W' and 'Email IBM'.

At the bottom of the page, there are two smaller portlets: 'Conversations' and 'Related Experts'. The 'Conversations' portlet shows a search box and the word 'Conversations'. The 'Related Experts' portlet shows a search box and a list of experts, including 'Paul Clemmons'.

Ajout de contenu de type image dans la portlet WCM

The screenshot displays a web application interface for IBM PureSystems. At the top, there is a navigation bar with links for Home, Administration, Applications, Search Center, Tag Center, and Toolbox. On the right side of the navigation bar, there are links for Edit Mode and Published Site (Viewing published content). Below the navigation bar, the IBM logo is visible on the left, and the user's name (Paul Clemmons) and Actions are on the right. A search bar is also present. The main content area is titled "PureSystems" and features a "Get in touch to get started" section with contact information: "Call us at 1-877-426-3774 #109HE03W" and "Email IBM". The "Conversations" section lists three blog posts:

- Understanding image capabilities with IBM SmartCloud Provisioning**
Updated by Paul Clemmons on 12/12/12 10:33 PM | Tags: provisioning, pure_systems
IBM SmartCloud Provisioning 2.1 introduces PaaS capabilities with the possibility to create blueprints to standardize the deployment of complex tiered applications. For example, a J2ee three-tie
- Big fat cloud and very thin clients**
Updated by Paul Clemmons on 12/12/12 10:32 PM | Tags: pure_systems, thin_clients, cloud
Big fat cloud and very thin clients Posted by Maciej Szukiewicz on 9/7/12 1:30 PM - visit site Hello My Readers – Welcome Again. No, this blog will not be about big known IT providers
- Lessons learned: Usage and accounting for cloud**
Updated by Paul Clemmons on 12/12/12 10:31 PM | Tags: lessons_learned, pure_systems, cloud
Because most customers want to know how much they will be charged for using a cloud service prior to actually purchasing a cloud offering, taking advantage of Tivoli Service Automation Usage and

On the right side, there are sections for "RELATED EXPERTS" (Paul Clemmons, Anna Bauer, Betty Zechman), "COMMUNITY FILES" (IBM Pure Systems Whitepaper.odt, Automating deployment in the cloud.odp, IBM and SAP Integrated management of SAP.pdf), and "DISCUSSIONS" (Tooling, Operations & Deployment, Press Releases).

Ajout de contenu de type image dans la portlet WCM

The screenshot displays the IBM Web Content Manager (WCM) interface. At the top, there is a navigation bar with tabs for Home, Administration, Applications, Search Center, Tag Center, and Toolbox. On the right, it indicates 'View Mode' and 'Published Site' (Directly editing published content). Below this is a secondary navigation bar with 'Overview', 'Content', 'Style', and 'Layout' tabs, along with 'Revert', 'Save', and 'More' buttons.

The main content area is divided into two sections: 'Page Properties' and 'Project'.
Page Properties: This section includes fields for Name (Pure Systems), Friendly Url (Pure-Systems), Workflow Stage (None), Web Content (Pure Systems), and Community (Pure Systems). A red arrow points to the 'Web Content' field.
Project: This section includes a title 'Create a new project', a text input field containing 'Paul Clemmons - Dec 19, 2012', an 'Add to favorites' checkbox, and a 'Create' button.

Below the main content area is a dark blue header with the IBM logo, the user name 'Paul Clemmons', and links for 'Actions' and 'Log Out'. A search bar is also present. Below this is a secondary navigation bar with 'Welcome', 'Getting Started', and 'Pure Systems' tabs.

The main content area below the navigation bars features a large banner titled 'Image (Specified)' with the text 'A Smarter Planet' and 'PureSystems'. To the right of the banner, it says 'Get in touch to get started' with contact information: 'Call us at 1-877-426-3774 #109HE03W' and 'Email IBM'. Below the banner are two side-by-side portlets: 'Conversations' and 'Related Experts'. The 'Conversations' portlet shows a search box with the word 'Conversations' entered. The 'Related Experts' portlet shows a search box with 'RELATED EXPERTS' and a profile for 'Paul Clemmons'.

Activation des tags sur la page

The screenshot shows the 'Page Properties' dialog box for a page named 'Pure Systems'. The dialog is open over a background of the IBM WebSphere Portal interface. The dialog has a title bar with a close button (X) and the text 'Page Properties'. Below the title bar, there is a document icon and the page name 'Pure Systems' with the status 'Published'. There are five tabs: 'General' (selected), 'Cache', 'Security', 'Localization', and 'Advanced'. The 'General' tab contains the following fields:

- *Display name:** A text input field containing 'Pure Systems'. A red arrow points to this field.
- Friendly URL name:** A text input field containing 'Pure-Systems'.
- Description:** An empty text area.
- Last Modified:** A text label showing 'Today, 2:37 PM CET by Paul Clemmons'.
- Page template:** A text label showing 'Basic View'.

At the bottom of the dialog, there is a small asterisk and the text '* Required Field'. At the bottom right, there are 'Save' and 'Cancel' buttons. The background interface shows a navigation bar with 'Home' and 'Administration', a 'Published Site' status, and various content areas including an IBM logo and a 'Conversations' section.

Activation des tags sur la page

The screenshot shows the 'Page Properties' dialog box for a page named 'Pure Systems'. The dialog is open over a web page editor. The 'Advanced' tab is selected, showing the following settings:

- Unique name:** (Empty text field)
- Content Location:** Portal Site / Content Root / Home / Pure Systems
- Page layout template location:** dav:fs-type1/themes/Portal8.0/layout-templates/Toj
- Update Layout from Template:** (Button)
- Theme Settings:**
 - Theme:** Inherit from parent (Dropdown menu)
 - Profile:** Full (Dropdown menu with a red arrow pointing to it)

The background shows the IBM Content Manager interface with a 'Published Site' header and various content blocks like 'Image (Specified)' and 'Conversations'.

Activation des tags sur la page

The screenshot shows the 'Page Properties' dialog box in IBM Web Content Manager. The dialog is titled 'Page Properties' and has a close button (X) in the top right corner. It contains an 'Add template associations' button at the top. Below that is the 'Metadata' section, which includes the instruction: 'Inspect, change or set metadata for the page.' A table with two columns, 'Key' and 'Value', lists the following metadata entries:

Key	Value	Action
ibm.template.oid	Z6_CGAH47L0089LC0IRH5JHLR1055	X
wcm.template.oid	Z6_CGAH47L0089LC0IRH5JHLR1055	X
colorPalette	css/blue/blue.css	X
param.sharing.scope.{http://www.ibm.cor	ibm.portal.sharing.scope.page	X
param.sharing.scope.{http://www.ibm.cor	ibm.portal.sharing.scope.page	X
param.sharing.scope.{http://www.ibm.cor	ibm.portal.sharing.scope.page	X
param.sharing.scope.{http://www.ibm.cor	ibm.portal.sharing.scope.page	X
		Add

At the bottom of the dialog, there is a note: '* Required Field'. There are 'Save' and 'Cancel' buttons at the bottom right. A red arrow points to the bottom of the dialog box.

Activation des tags sur la page

The screenshot displays the IBM PureSystems website editor interface. At the top, a navigation bar includes links for Home, Administration, Applications, Search Center, Tag Center, and Toolbox. On the right, it shows 'View Mode' and 'Published Site' (Directly editing published content). Below this, a secondary navigation bar has tabs for Overview, Content, Style, and Layout, along with Revert, Save, and More buttons.

The main editing area is divided into two panels. The left panel, titled 'Page Properties', shows the page is 'Published' and 'Today'. It lists the page title as 'Pure Systems', the URL as 'Pure-Systems', and the web content and community as 'Pure Systems'. A red arrow points to the 'Pure Systems' title. The right panel, titled 'Project', allows creating a new project with a text input field containing 'Paul Clemmons - Dec 19, 2012' and a 'Create' button. There is also an 'Add to favorites' checkbox.

Below the editor, the live website preview is shown. It features the IBM logo, the user name 'Paul Clemmons', and a search bar. The main content area has a blue header with the text 'A Smarter Planet' and 'PureSystems'. To the right, it says 'Get in touch to get started' with contact information: 'Call us at 1-877-426-3774 #109HE03W' and 'Email IBM'. Below this are sections for 'Conversations' and 'Related Experts'.

Activation des tags sur la page

The screenshot displays the IBM Content Manager user interface. At the top, a navigation bar includes links for Home, Administration, Applications, Search Center, Tag Center, and Toolbox. On the right of this bar, it indicates 'View Mode' and 'Published Site' with the subtext 'Directly editing published content'. Below the navigation bar, a secondary menu contains 'Overview', 'Content', 'Style', and 'Layout'. To the right of this menu are buttons for 'Revert', 'Save', and 'More'. A search bar on the left contains the text 'Tag Cloud' and is highlighted with a red box. Below it, a dropdown menu lists categories: All, Web Content, Social Content, Communications, Collaboration, and Tools. In the main content area, a 'Tag Cloud' widget is visible, also highlighted with a red box, featuring a plus sign icon to its right. The interface includes a footer with the IBM logo, the user name 'Paul Clemmons', and links for 'Actions' and 'Log Out'. A search bar is also present in the footer. The main content area shows a banner for 'PureSystems' with the tagline 'A Smarter Planet' and contact information: 'Get in touch to get started', 'Call us at 1-877-426-3774 #109HE03W', and 'Email IBM'. Below the banner, there are sections for 'Conversations' and 'Related Experts'.

Activation des tags sur la page

The screenshot displays the IBM Content Manager user interface. At the top, a navigation bar includes links for Home, Administration, Applications, Search Center, Tag Center, and Toolbox. On the right side of this bar, it indicates 'View Mode' and 'Published Site' with the subtext 'Directly editing published content'. Below the navigation bar, a secondary menu contains 'Overview', 'Content', 'Style', and 'Layout'. To the right of this menu are buttons for 'Revert', 'Save', and 'More'. A search bar is located on the left side of the main workspace. The main workspace area features a 'Tag Cloud' widget with a plus sign, indicating it is being added or activated. Below the workspace, a footer area contains the IBM logo, the user name 'Paul Clemmons', and links for 'Actions' and 'Log Out'. A search bar is also present in the footer. The main content area shows a banner for 'PureSystems' with the tagline 'A Smarter Planet' and contact information: 'Get in touch to get started', 'Call us at 1-877-426-3774 #109HE03W', and 'Email IBM'. Below the banner, there is a 'Conversations' section and a 'Related Experts' section. A red box highlights the 'Tag Cloud' widget in the 'Related Experts' section, showing it is being added to the page.

Home Administration Applications Search Center Tag Center Toolbox View Mode Published Site
Directly editing published content

Overview Content Style Layout Revert Save More

Tag Cloud +

All
Web Content
Social Content
Communications
Collaboration
Tools

Page 1 of 1 Previous Next

IBM Paul Clemmons Actions Log Out

Welcome Getting Started Pure Systems

Image (Specified)

A Smarter Planet
PureSystems
Get in touch to get started
Call us at 1-877-426-3774 #109HE03W
Email IBM

Conversations

Conversations

Tag Cloud +

Related Experts
RELATED EXPERTS

Activation des tags sur la page

The screenshot displays the IBM Content Manager user interface. At the top, a navigation bar includes links for Home, Administration, Applications, Search Center, Tag Center, and Toolbox. On the right, it shows 'View Mode' and 'Published Site' (Directly editing published content). Below this, a secondary navigation bar has tabs for Overview, Content, Style, and Layout, along with Revert, Save, and More buttons. A search bar is present on the left. The main content area features a 'Tag Cloud' widget with a plus sign icon. A left sidebar lists content categories: All, Web Content, Social Content, Communications, Collaboration, and Tools. The bottom of the interface shows the IBM logo, user name 'Paul Clemmons', and options for Actions and Log Out. A search bar is also located in the bottom right. The main content area is divided into sections: 'Image (Specified)' with a PureSystems banner, 'Conversations' with a text input field, and 'Tag Cloud' with a text input field containing the instruction 'To display this item, save the page.' A red arrow points to the bottom right corner of the interface.

Activation des tags sur la page

The screenshot displays the IBM PureSystems website editor interface. At the top, there is a navigation bar with links for Home, Administration, Applications, Search Center, Tag Center, and Toolbox. The 'Published Site' status is shown as 'Directly editing published content'. Below this, there are tabs for Overview, Content, Style, and Layout, along with Revert, Save, and More buttons.

The main content area is divided into two sections: 'Page Properties' and 'Project'. The 'Page Properties' section includes fields for Name (Pure Systems), Friendly Uri (Pure-Systems), Workflow Stage (None), Web Content (Pure Systems), and Community (Pure Systems). The 'Project' section has a 'Create a new project' form with the text 'Paul Clemmons - Dec 19, 2012' and an 'Add to favorites' checkbox. A 'Create' button is located below the project form.

Below the main content area, there is a dark blue header with the IBM logo, the user name 'Paul Clemmons', and links for 'Actions' and 'Log Out'. A search bar is also present.

The main content area features a large blue banner with the text 'A Smarter Planet' and 'PureSystems'. To the right of the banner, there is a 'Get in touch to get started' section with contact information: 'Call us at 1-877-426-3774 #109HE03W' and 'Email IBM'.

At the bottom of the page, there are two sections: 'Conversations' and 'Tag Cloud'. The 'Conversations' section has a text input field with the word 'Conversations' inside. The 'Tag Cloud' section is highlighted with a red box and a red arrow pointing to it. It contains the text 'Tag Cloud', 'Tags', and 'All tags | My public tags'.

Activation des tags sur la page

The screenshot displays a web application interface with two main sections: 'Conversations' and 'Tag Cloud'.

Conversations Section:

- Conversations** (Section Header)
- Article 1:** "Understanding image capabilities with IBM SmartCloud Provisioning". Updated by Paul Clemmons on 12/12/12 10:33 PM. Tags: provisioning, pure_systems. Content: "IBM SmartCloud Provisioning 2.1 introduces PaaS capabilities with the possibility to create blueprints to standardize the deployment of complex tiered applications. For example, a J2ee three-tie".
- Article 2:** "Big fat cloud and very thin clients". Updated by Paul Clemmons on 12/12/12 10:32 PM. Tags: pure_systems, thin_clients, cloud. Content: "Big fat cloud and very thin clients Posted by Maciej Sztukiewicz on 9/7/12 1:30 PM - visit site Hello My Readers - Welcome Again. No, this blog will not be about big known IT providers".
- Article 3:** "Lessons learned: Usage and accounting for cloud". Updated by Paul Clemmons on 12/12/12 10:31 PM. Tags: lessons_learned, pure_systems, cloud. Content: "Because most customers want to know how much they will be charged for using a cloud service prior to actually purchasing a cloud offering, taking advantage of Tivoli Service Automation Usage and".
- Article 4:** "Optimizing core banking operations with IBM PureSystems". Updated by Paul Clemmons on 12/12/12 10:30 PM. Tags: pure_systems, banking. Content: "Optimizing core banking operations with IBM PureSystems Today, we will discuss briefly how banks can leverage IBM PureSystems to optimize their core banking operations. As a Continue readin".
- Article 5:** "Pure System Center". Updated by Paul Clemmons on 12/3/12 6:53 PM. Tags: center, pure_systems.

Tag Cloud Section:

- Tag Cloud** (Section Header)
- Tags** (Section Header)
- All tags** | My public tags
- No tags found** (Message)
- View as** cloud | list
- Related Experts** (Section Header)
- RELATED EXPERTS** (Section Header)
- Paul Clemmons**
- Anna Bauer**
- Betty Zechman**
- Community Files** (Section Header)
- COMMUNITY FILES** (Section Header)
- IBM Pure Systems Whitepaper.odt**
- Automating deployment in the cloud.odp**
- IBM and SAP Integrated management of SAP.pdf**

A red arrow points to the "Edit Shared Settings" option in the Tag Cloud sidebar.

Paramétrage des tags sur la page

The screenshot displays a web interface with two main sections: a list of conversations on the left and a configuration panel for tags on the right.

Conversations

- Understanding image capabilities with IBM SmartCloud Provisioning**
Updated by Paul Clemmons on 12/12/12 10:33 PM | Tags: provisioning, pure_systems
IBM SmartCloud Provisioning 2.1 introduces PaaS capabilities with the possibility to create blueprints to standardize the deployment of complex tiered applications. For example, a J2ee three-tie
- Big fat cloud and very thin clients**
Updated by Paul Clemmons on 12/12/12 10:32 PM | Tags: pure_systems, thin_clients, cloud
Big fat cloud and very thin clients Posted by Maciej Sztukiewicz on 9/7/12 1:30 PM - visit site Hello My Readers - Welcome Again. No, this blog will not be about big known IT providers
- Lessons learned: Usage and accounting for cloud**
Updated by Paul Clemmons on 12/12/12 10:31 PM | Tags: lessons_learned, pure_systems, cloud
Because most customers want to know how much they will be charged for using a cloud service prior to actually purchasing a cloud offering, taking advantage of Tivoli Service Automation Usage and
- Optimizing core banking operations with IBM PureSystems**
Updated by Paul Clemmons on 12/12/12 10:30 PM | Tags: pure_systems, banking
Optimizing core banking operations with IBM PureSystems Today, we will discuss briefly how banks can leverage IBM PureSystems to optimize their core banking operations. As a Continue readin
- Pure System Center**
Updated by Paul Clemmons on 12/3/12 6:53 PM | Tags: center, pure_systems
The IBM PureSystems Centre gives you easy access to PureSystems assets, delivering expertise from a broad

Tag Cloud

Tag display modes
Transmitted tags only

Action modes
Expose public render parameter

Scoping modes
No scoping

Categories to be used as scopes:
[Empty field]

Type schemas to be used as scopes:
[Empty field]

Scopes displayed for selection by the user
None

Preselected scopes
None

Display settings

- Default view mode: Cloud
- Default view mode: List
- Display related tags only

Lowest number of tags at minimum position of the slider
1

Maximum number of tags to display

Paramétrage des tags sur la page



Updated by [Paul Clemmons](#) on 12/3/12 6:53 PM | Tags: [center](#), [pure_systems](#)

The IBM PureSystems Centre gives you easy access to PureSystems assets, delivering expertise from a broad ecosystem, deployable in an efficient manner.

Show: [5](#) | [10](#) | [20](#) | [50](#)

[First](#) | [Previous](#) | [Next](#) | [Last](#)

Maximum number of tags to display

200

Number of tags initially to be displayed

10

IBM Connections tags

IBM Connections

- All
 - Activities
 - Blogs
 - Bookmarks
 - Communities
 - Files
 - Forums
 - Profiles
 - Wikis

Display IBM Connections tags in the 'All' view

Visible views

- 'All tags'
- 'IBM Connections'
- 'Others tags'
- 'My public tags'
- 'Latest tags'
- 'My private tags'
- 'Suggested Links'
- 'Analytics'

[Cancel](#)

[Help for configuration properties](#)

Paramétrage des tags sur la page

The screenshot displays a web application interface with a main content area on the left and a sidebar on the right. The main area is titled "Conversations" and lists several articles. The sidebar contains several sections: "Tag Cloud" (highlighted with a red box), "Related Experts", "Community Files", and "Discussions".

Conversations

Understanding image capabilities with IBM SmartCloud Provisioning
Updated by [Paul Clemmons](#) on 12/12/12 10:33 PM | Tags: provisioning, pure_systems
IBM SmartCloud Provisioning 2.1 introduces PaaS capabilities with the possibility to create blueprints to standardize the deployment of complex tiered applications. For example, a J2ee three-tie

Big fat cloud and very thin clients
Updated by [Paul Clemmons](#) on 12/12/12 10:32 PM | Tags: pure_systems, thin_clients, cloud
Big fat cloud and very thin clients Posted by Maciej Sztukiewicz on 9/7/12 1:30 PM - visit site Hello My Readers - Welcome Again. No, this blog will not be about big known IT providers

Lessons learned: Usage and accounting for cloud
Updated by [Paul Clemmons](#) on 12/12/12 10:31 PM | Tags: lessons_learned, pure_systems, cloud
Because most customers want to know how much they will be charged for using a cloud service prior to actually purchasing a cloud offering, taking advantage of Tivoli Service Automation Usage and

Optimizing core banking operations with IBM PureSystems
Updated by [Paul Clemmons](#) on 12/12/12 10:30 PM | Tags: pure_systems, banking
Optimizing core banking operations with IBM PureSystems Today, we will discuss briefly how banks can leverage IBM PureSystems to optimize their core banking operations. As a Continue readin

Pure System Center
Updated by [Paul Clemmons](#) on 12/3/12 6:53 PM | Tags: center, pure_systems
The IBM PureSystems Centre gives you easy access to PureSystems assets, delivering expertise from a broad ecosystem, deployable in an efficient manner.

Tag Cloud

View as **cloud** | list

Related Experts

RELATED EXPERTS

- [Paul Clemmons](#)
- [Anna Bauer](#)
- [Betty Zechman](#)

Community Files

COMMUNITY FILES

- [IBM Pure Systems Whitepaper.odt](#)
- [Automating deployment in the cloud.odp](#)
- [IBM and SAP Integrated management of SAP.pdf](#)

Discussions

DISCUSSIONS

- [Tooling](#)

Paramétrage des tags sur la page

The screenshot displays a web application interface with a main content area on the left and a sidebar on the right. The main area is titled 'Conversations' and lists several articles. The sidebar contains a 'Tag Cloud' section, a 'Related Experts' section, and a 'Discussions' section. A context menu is open over the article 'Lessons learned: Usage and accounting for cloud', showing options: 'Conversations published', 'Open Read Form', 'Open Edit Form', 'Delete', and 'Edit Content Spot'. A red arrow points to the 'Open Edit Form' option.

Conversations

Understanding image capabilities with IBM SmartCloud Provisioning
Updated by Paul Clemmons on 12/12/12 10:33 PM | Tags: provisioning, pure_systems
IBM SmartCloud Provisioning 2.1 introduces PaaS capabilities with the possibility to create blueprints to standardize the deployment of complex tiered applications. For example, a J2ee three-tie

Big fat cloud and very thin clients
Updated by Paul Clemmons on 12/12/12 10:32 PM | Tags: pure_systems, thin_clients, cloud
Big fat cloud and very thin clients Posted by Maciej Sztukiewicz on 9/7/12 1:30 PM - visit site Hello My Readers - Welcome Again. No, this blog will not be about big known IT providers

Lessons learned: Usage and accounting for cloud
Updated by Paul Clemmons on 12/12/12 10:31 PM | Tags: lessons_learned, pure_systems, cloud
Because most customers want to know how much they will be charged for using a cloud service prior to actually purchasing a cloud offering, taking advantage of Tivoli Service Automation Usage and Accounting is a must.

Optimizing core banking operations with IBM PureSystems
Updated by Paul Clemmons on 12/12/12 10:30 PM | Tags: pure_systems, banking
Optimizing core banking operations with IBM PureSystems Today, we will discuss briefly how banks can leverage IBM PureSystems to optimize their core banking operations. As a Continue readin

Pure System Center
Updated by Paul Clemmons on 12/3/12 6:53 PM | Tags: center, pure_systems
The IBM PureSystems Centre gives you easy access to PureSystems assets, delivering expertise from a broad ecosystem, deployable in an efficient manner.

Tag Cloud

View as **cloud** | list

Tags

Related Experts

RELATED EXPERTS

- Paul Clemmons
- Anna Bauer
- Betty Zechman

Discussions

DISCUSSIONS

Tooling

Automating deployment in the cloud.odp

IBM and SAP Integrated management of SAP.pdf

Whitepaper.odt

Paramétrage des tags sur la page

The screenshot displays a web interface with a sidebar on the left containing a list of articles under the heading "Conversations". The main content area is partially obscured by a modal dialog titled "Open Edit Form".

Open Edit Form

- Tag Selection Support**
 - Tag Selection Support**

Select this option to make this social list reflect tag selection information that is generated by the portal Tag Cloud portlet. If a user selects a tag in the portal Tag Cloud, the portal adds this tag dynamically to the existing tag filter of the current social list.

Enable Tag Selection Support
- Sorting Criteria**
 - Sorting Criteria**

Select the criteria to use for sorting the list.

Last updated
 Relevance
- Sorting Order**
 - Sorting Order**

Select the order in which you want to sort the list.

Ascending
 Descending
- List Appearance**
 - *List Appearance**

Select the presentation component to format this list.

Select Component
IBM Connections / List Designs / Comprehensive

Buttons: Save and Close, Show Hidden Fields, Close

*Required Fields

At the bottom left of the page, there is a "Show:" dropdown menu with "5" selected and "50" as an alternative option.

Paramétrage des tags sur la page

The screenshot displays a web interface with two main columns. The left column, titled 'Conversations', lists several blog posts with their titles, authors, update dates, and tags. The right column features a 'Tag Cloud' section where various tags are displayed in different sizes and colors, with a red box highlighting the tags: `iaas`, `banking`, `cloud`, `center`, `cloud_chat`, `connected_home`, `cost`, `lessons_learned`, `paas`, and `pure_systems`. Below the tag cloud, there are sections for 'Related Experts' (listing Paul Clemmons, Anna Bauer, and Betty Zechman) and 'Community Files' (listing documents like 'IBM Pure Systems Whitepaper.odt' and 'Automating deployment in the cloud.odp').

Conversations

Conversations

Understanding image capabilities with IBM SmartCloud Provisioning 2 3

Updated by [Paul Clemmons](#) on 12/12/12 10:33 PM | Tags: provisioning, pure_systems

IBM SmartCloud Provisioning 2.1 introduces PaaS capabilities with the possibility to create blueprints to standardize the deployment of complex tiered applications. For example, a J2ee three-tie

Big fat cloud and very thin clients 2 1

Updated by [Paul Clemmons](#) on 12/12/12 10:32 PM | Tags: pure_systems, thin_clients, cloud

Big fat cloud and very thin clients Posted by Maciej Sztukiewicz on 9/7/12 1:30 PM - visit site Hello My Readers – Welcome Again. No, this blog will not be about big known IT providers

Lessons learned: Usage and accounting for cloud 1 2

Updated by [Paul Clemmons](#) on 12/12/12 10:31 PM | Tags: lessons_learned, pure_systems, cloud

Because most customers want to know how much they will be charged for using a cloud service prior to actually purchasing a cloud offering, taking advantage of Tivoli Service Automation Usage and

Optimizing core banking operations with IBM PureSystems 1 0

Updated by [Paul Clemmons](#) on 12/12/12 10:30 PM | Tags: pure_systems, banking

Optimizing core banking operations with IBM PureSystems Today, we will discuss briefly how banks can leverage IBM PureSystems to optimize their core banking operations. As a Continue readin.

Pure System Center 1 1

Updated by [Paul Clemmons](#) on 12/3/12 6:53 PM | Tags: center, pure_systems

The IBM PureSystems Centre gives you easy access to PureSystems assets, delivering expertise from a broad ecosystem, deployable in an efficient manner.

Tag Cloud

Tags

`iaas` `banking` `cloud` `center` `cloud_chat` `connected_home` `cost` `lessons_learned` `paas` `pure_systems`

View as [cloud](#) | [list](#)

Related Experts

RELATED EXPERTS

- [Paul Clemmons](#)
- [Anna Bauer](#)
- [Betty Zechman](#)

Community Files

COMMUNITY FILES

- [IBM Pure Systems Whitepaper.odt](#)
- [Automating deployment in the cloud.odp](#)
- [IBM and SAP Integrated management of SAP.pdf](#)

Discussions

javascript:void(0);

Voici la page déjà créée !

The screenshot displays the IBM WebSphere Portal interface. At the top, a navigation bar includes links for Home, Administration, Applications, Search Center, Tag Center, and Toolbox. On the right, it indicates 'View Mode' and 'Published Site' (Directly editing published content). Below this, a secondary navigation bar has tabs for Overview, Content, Style, and Layout, along with Revert, Save, and More buttons. A red arrow points to the 'Project' section, which contains a form for creating a new project. The form fields include: Name: Pure Systems; Friendly Uri: Pure-Systems; Workflow Stage: None; Web Content: Pure Systems; Community: Pure Systems; and a text input field containing 'Paul Clemmons - Dec 19, 2012'. There is also an 'Add to favorites' checkbox and a 'Create' button. Below the form, the IBM logo is visible on the left, and the user 'Paul Clemmons' is logged in with 'Actions' and 'Log Out' options. A search bar is also present. The main content area features a large banner for 'PureSystems' with the tagline 'A Smarter Planet' and contact information: 'Get in touch to get started', 'Call us at 1-877-426-3774 #109HE03W', and 'Email IBM'. Below the banner, there are sections for 'Conversations' (with a 'Conversations' link) and 'Tag Cloud' (with a 'Tags' link and a list of tags including 'iaas', 'banking', 'cloud', 'center', 'cloud', 'chat').

Voici la page finalisée !

The screenshot displays the IBM PureSystems website interface. At the top, a dark blue navigation bar contains links for Home, Administration, Applications, Search Center, Tag Center, and Toolbox. On the right side of this bar are links for Edit Mode and Published Site (Viewing published content). Below the navigation bar is the IBM logo on the left and a user profile for Paul Clemmons with links for Actions and Log Out, alongside a search bar. A secondary navigation bar below the logo features links for Welcome, Getting Started, and Pure Systems.

The main content area is highlighted with a red border and contains a large blue banner for PureSystems with the tagline 'A Smarter Planet'. To the right of the banner, there is a 'Get in touch to get started' section with contact information: 'Call us at 1-877-426-3774 #109HE03W' and 'Email IBM'.

Below the banner is a 'Conversations' section listing three articles:

- Understanding image capabilities with IBM SmartCloud Provisioning**
Updated by Paul Clemmons on 12/12/12 10:33 PM | Tags: provisioning, pure_systems
IBM SmartCloud Provisioning 2.1 introduces PaaS capabilities with the possibility to create blueprints to standardize the deployment of complex tiered applications. For example, a J2ee three-tie
- Big fat cloud and very thin clients**
Updated by Paul Clemmons on 12/12/12 10:32 PM | Tags: pure_systems, thin_clients, cloud
Big fat cloud and very thin clients Posted by Maciej Szukiewicz on 9/7/12 1:30 PM - visit site Hello My Readers - Welcome Again. No, this blog will not be about big known IT providers
- Lessons learned: Usage and accounting for cloud**
Updated by Paul Clemmons on 12/12/12 10:31 PM | Tags: lessons_learned, pure_systems, cloud
Because most customers want to know how much they will be charged for using a cloud service prior to actually purchasing a cloud offering, taking advantage of Tivoli Service Automation Usage and

On the right side of the 'Conversations' section, there are three additional widgets:

- Tags**: A scrollable list of tags including iaas, banking, cloud, center, cloud_chat, connected_home, cost, lessons_learned, paas, pure_systems. View as cloud | list
- RELATED EXPERTS**: A list of three experts with profile pictures and names: Paul Clemmons, Anna Bauer, and Betty Zechman.
- COMMUNITY FILES**: A list of three files with icons: IBM Pure Systems Whitepaper.odt, Automating deployment in the cloud.odp, and IBM and SAP Integrated management of

At the bottom left of the page, there is a small snippet of code: `javascript:void(0);`