

E51

IMS Version 7 Database Enhancements

Rich Lewis



Anaheim, California

October 23 - 27, 2000



Trademarks

▲ The following are registered trademarks of International Business Machines Corporation

- ▶ DB2
- ▶ IBM
- ▶ MVS
- ▶ OS/390
- ▶ Parallel Sysplex
- ▶ S/390

▲ The following are trademarks of International Business Machines Corporation

- ▶ CICS
- ▶ DFSMSdss
- ▶ IMS

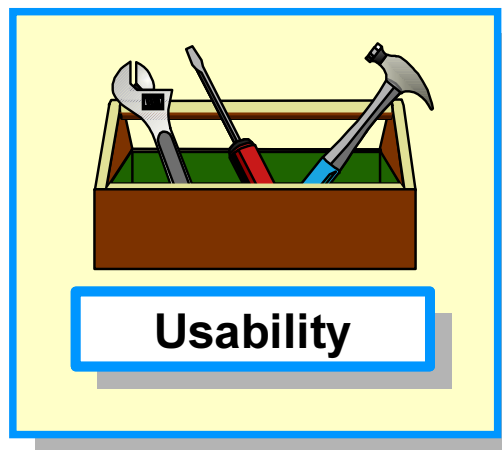



Abstract

IMS Version 7 introduces many enhancements to IMS. This presentation explains many new database capabilities. This session covers improved DBRC support for Image Copies and initial loads, Change Accumulation enhancements, Image Copy 2 improvements, advances in I/O error handling for DEDBs, enhancements in compression support for DEDBs and Open DB Access (ODBA).

High Availability Large Database (HALDB) and Online Recovery Service (ORS) are covered only in a high level overview because more thorough explanations of these functions are given in other presentations at this conference.

IMS Version 7



IMS Version 7

▲ Database Enhancements

- ▶ High Availability Large DB (HALDB)
- ▶ Online Recovery Service (ORS)
- Change Accum enhancements
- Image Copy 2 compression
- DBRC GENMAX and RECOVPD
- DBRC support for database initial loads
- I/O error handling for DEDBs
- DEDB Scan segment expansion
- ALTER support for OSAM and VSAM CF structures
- ▶ Open DB Access (ODBA)



HALDB (High Availability Large Database)

▲ Large Database

- Databases are partitioned
 - ▶ Up to 1001 partitions per database
 - ▶ Partitions have up to 10 data set groups

Up to 10,010 data sets per database!

Greater than 40 terabytes

▲ High Availability Database

- Partition independence
 - ▶ Allocation, authorization, reorganization, and recovery are by partition
- Self healing pointers
 - ▶ Reorganization of partition does not require changes to secondary indexes or logically related databases which point to it

▲ Compatibility

- Full function applications do not have to be changed

Session E53



Online Recovery Service (ORS)

▲ Online recovery of databases

- Logs are read once for all database data sets
- Parallel reads of inputs
 - ▶ Image copies, change accumulations, and logs
- Parallel writes of outputs
 - ▶ Databases recovered in parallel
- Change accumulation not required for data sharing
- Time stamp recovery to any time

Session E46



Change Accumulation Enhancements

▲ Data sharing limits merging of logs in IMS V6

- Cannot merge incomplete log set
 - ▶ Merging requires /DBRs or termination of all IMS systems
 - ▶ "Spills" unmergable logs

▲ IMS V7 eliminates this restriction

- Merges all records up to end of oldest log
- "Spills" only records with later time stamps

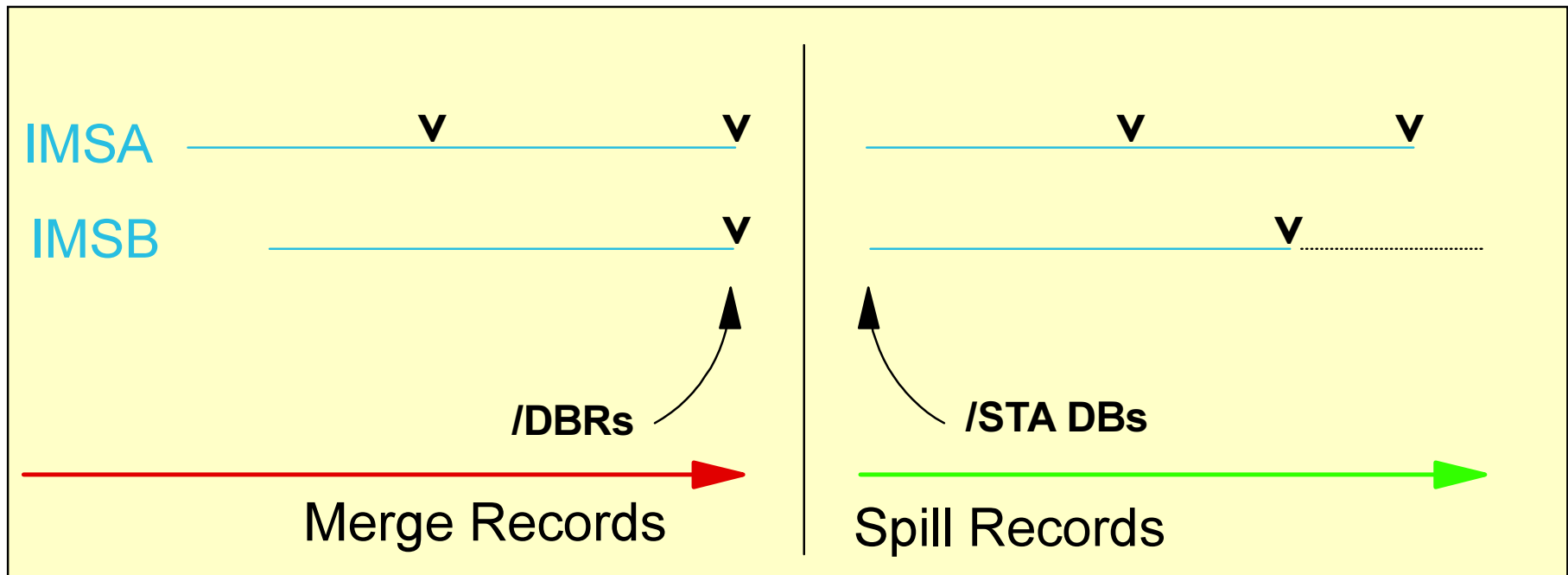
Usability

Availability

IMS V6 Change Accum Illustration

▲ /DBRs are used so that CA may merge records

Merge vs. spill decision based on DBRC ALLOC record times



V: end of volume

———— : log is input to Change Accumulation

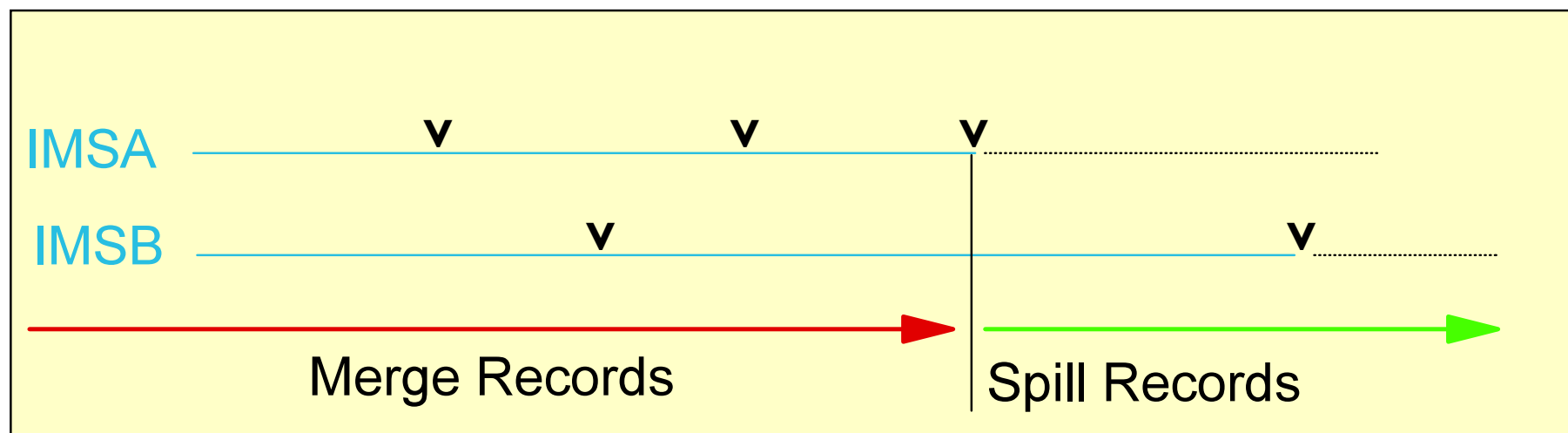
..... : log is not input to Change Accumulation

IMS V7 Change Accum Illustration

▲ /DBRs are not needed

- Fewer spill records are created

Merge vs. spill decision based on earliest end time for each input log stream



V: end of volume

— : log is input to Change Accumulation

..... : log is not input to Change Accumulation

Change Accumulation Enhancements

▲ Sort efficiency automation

- Automatically calculates sort key length
- Simplifies user interface
 - ▶ User does not specify size
 - ▶ Value in "ID" statement is ignored
- Avoids unnecessarily large sizes
 - ▶ Large sizes have negative performance effect

Usability

Performance

Image Copy 2 Enhancement

▲ Compression may be used for Image Copy 2 copies

- Invoked by control statement or GENJCL.IC keyword
- Invokes COMPRESS for DFSMSdss DUMP
- DFSMSdss RESTORE automatically expands data
 - ▶ RESTORE is invoked by IMS Database Recovery and ORS

▲ Benefits

- Smaller space requirements

Usability

DBRC GENMAX and RECOVPD Enhancement

▲ RECOVPD will not cause changes in GENMAX value

- RECOVPD and GENMAX will operate independently
 - ▶ GENMAX is max. number of ICs that DBRC tracks
 - ▶ DBRC keeps all ICs that are not older than RECOVPD
- Previous releases increased GENMAX when RECOVPD required more ICs
- IMS V7 will not increment GENMAX when RECOVPD requires more ICs

▲ Benefit

Usability

- Users will not have to manually reset GENMAX

GENMAX and RECOVPD Enhancement

▲ Example of GENMAX and RECOVPD interaction in previous releases:

GENMAX=2 and **RECOVPD=10** days

IC taken on each day in table:

Day	#ICs in RECONs	Age of oldest IC in RECONs
1	1	0
8	2	7
9	3*	8
15	3	7
22	3	13

* GENMAX increased to 3



GENMAX and RECOVPD Enhancement

▲ Example of GENMAX and RECOVPD interaction in IMS V7:

GENMAX=2 and **RECOVPD=10** days

IC taken on each day in table:

Day	#ICs in RECONs	Age of oldest IC in RECONs
1	1	0
8	2	7
9	3	8
15	3	7
22	2	7

DBRC PROCOPT=L and LS Support

▲ DBRC support for initial loads

- 'Image Copy Needed' flag set
 - ▶ Prevents updates which cannot be recovered
- REORG record written for each database data set
 - ▶ Prevents recovery using IC taken before initial load

▲ Benefits

- Improved data integrity
- Elimination of user actions
 - ▶ CHANGE.DBDS ICON
 - ▶ NOTIFY.REORG

Usability

Availability

PROCOPT=L and LS Support

▲ PROCOPT=L|LS with previous releases:

▲ RECON actions:

- IC Needed not set
- REORG record not written

▲ Subsequent GENJCL.RECOV

- Could fail due to lack of Image Copy
 - ▶ Database could not be recovered!
- Could use IC before "reload" and logs after "reload"
 - ▶ This could destroy database!

PROCOPT=L and LS Support

▲ PROCOPT=L|LS with IMS V7:

▲ RECON IC Needed flag set:

- IC must be taken before subsequent updates of the database
- Makes database recoverable

▲ RECON REORG record written:

- Database recovery will not accept a combination of:
 - ▶ IC before the REORG record
 - ▶ Logs after the REORG record
- Prevents destruction of database

DEDDB I/O Error Handling

▲ New way of handling write errors for DEDBs

- Write error CIs kept in memory
- Write error CIs may be read from memory
- Area not stopped after write errors for 10 CIs

▲ Benefits

- Increased CI availability
- Increased area availability
- Processing similar to full function

Availability

DEDDB I/O Error Handling

▲ IMS V6 handling of write errors

- Write EQE created in CI1 and kept in memory
- Data sharing partners notified
- CI is no longer available
 - ▶ Requests for CI result in 'AO' status code
- If more than 10 write errors for ADS
 - ▶ ADS is stopped
 - ▶ Area stopped if no remaining ADS

DEDDB I/O Error Handling

- ▲ **IMS V7 uses processes similar to full function**

- ▲ **Write error causes creation of EEQE and creation of I/O Toleration (IOT) buffer in memory**
 - CI stored in IOT buffer for subsequent reads and writes
 - CI written to log at system checkpoint
 - ▶ Buffer restored on subsequent restarts of IMS system
 - EEQE written in RECONs
 - EEQE notification sent to data sharing systems

SDEP SCAN Expansion of Compressed Data

▲ SDEPs may be compressed with segment edit/compression exit

- Previous releases did not include SCAN utility support for segment edit/compression exit
- Users could expand during scan process by using Scan exit routine
 - ▶ Different exit routine or different coding required for each compression routine

▲ IMS V7 eliminates need for Scan exit for expansion

- Scan utility option to invoke exit
 - ▶ Users may continue to use old techniques for compatibility

Usability

Parallel Sysplex Data Sharing Enhancement

▲ ALTER support for OSAM and VSAM structures

- Structure size may be changed while in use
- OS/390 V2R10 allows AUTOALTER support
 - ▶ When structure reaches user defined threshold
 - System dynamically adjusts structure's data element to directory entry ratio
or
 - System dynamically adjusts size of structure
- Available in IMS V6 via PQ38946

Availability

Usability

Open Database Access (ODBA)

▲ Available in IMS V6 with PQ15784

▲ Callable interface to IMS DBCTL or IMS TM/DB

- Similar to CICS connection to DBCTL (DRA)
- Caller is in MVS address space outside of IMS TM or CICS
 - ▶ Such as DB2 Stored Procedure

▲ Caller connects to IMS, schedules PSB, issues DL/I calls, commits work, ...

- Uses AIB interface
- Supports two-phase commits

Usability

▲ Prerequisites

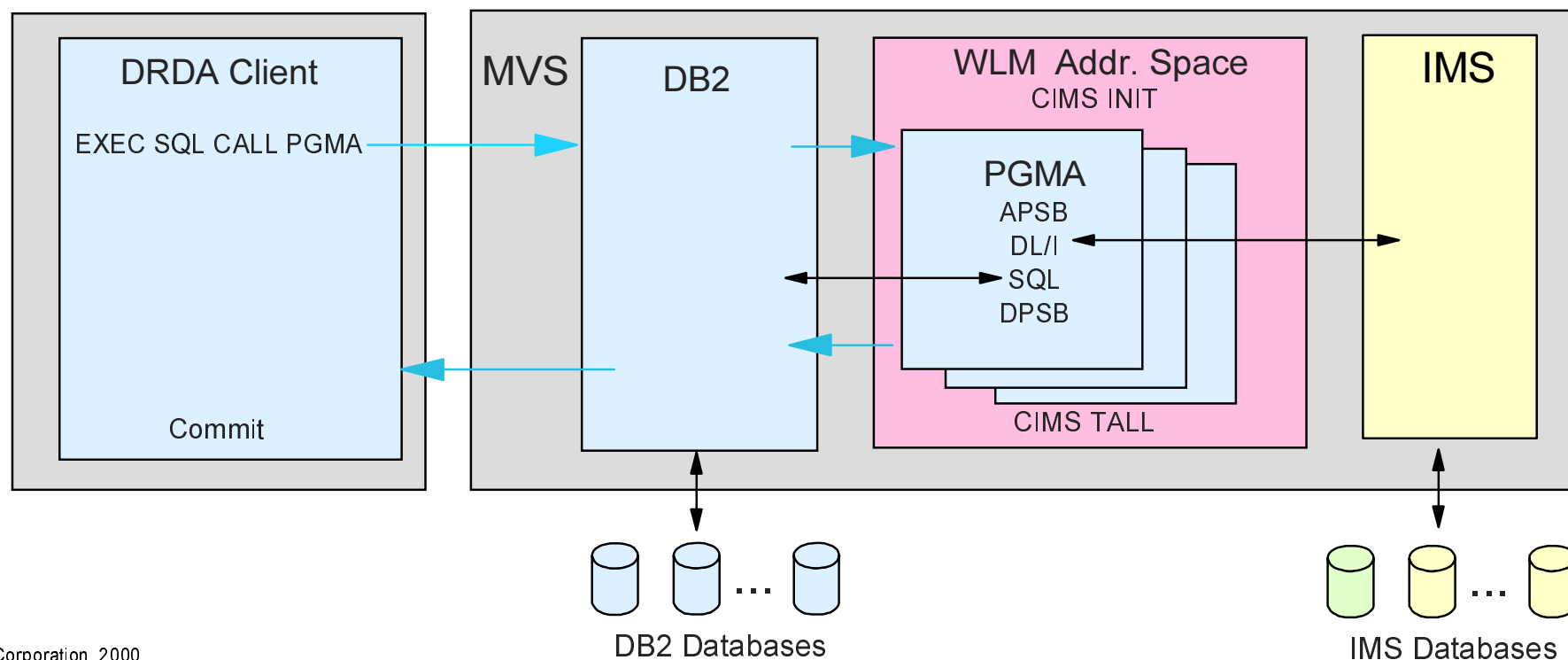
- OS/390 Release 3 or later
- Resource Recovery Services (RRS/MVS)

Session E67

ODBA DB2 Stored Procedure Example

▲ DB2 stored procedure example

- DRDA Client issues SQL for stored procedure
- DB2 invokes stored procedure
- Stored procedure does SQL and DL/I calls
- Client program does commit when stored procedure returns





Improved Database Availability

▲ Shorter database outages

- HALDB shortens the reorganization window
 - ▶ Parallel reorgs of partitions
 - ▶ Database Scan, Prefix Resolution, Prefix Update, HISAM Unload, and HISAM Reload are not used with logical relationships and secondary indexes

▲ Fewer database outages

- /DBRs not required to make Change Accum efficient
 - ▶ Merge vs. spill decision changed by IMS V7
- /DBRs not required to create recovery points
 - ▶ ORS can do point-in-time recovery to any time
- DEDB write errors tolerated
 - ▶ Recovery may be delayed until convenient

DBA Impacts of IMS V7

▲ CA enhancements and ORS affect:

- /DBR schedules
- Change Accumulation schedules
- Image Copy frequencies

▲ HALDB affects:

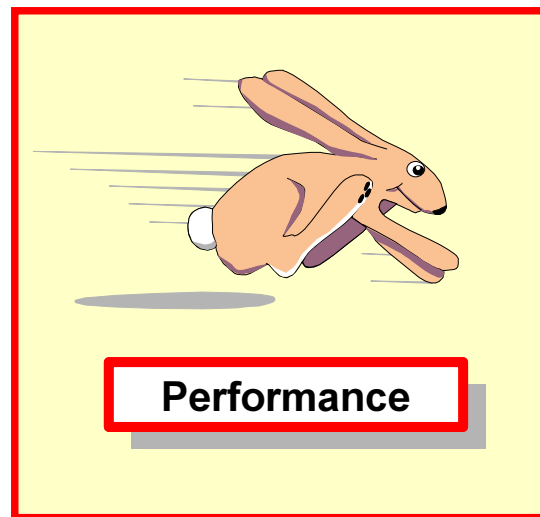
- Database maintenance windows
- Free space allocations
- Reorganization frequencies

It will be advantageous to change your "rules of thumb"

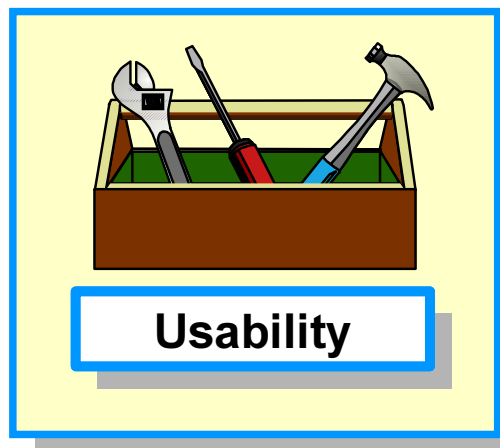
IMS Version 7



- HALDB
- ORS
- DBRC
- Change Accum
- IC2
- DEDB I/O error handling
- ...



- HALDB
- ORS
- DBRC
- Change Accum
- ...



- HALDB
- ORS
- ODBA
- DBRC
- Change Accum
- ...