

# IBM developerWorks 网站 IBM Rational AppScan 试用版下载及安装简介

## 1、 下载

访问以下 URL:

<http://www.ibm.com/developerworks/cn/downloads/r/appscan/>



### 重要提示:

这一试用版的评估试用期为 30 天，具备产品的全部功能。使用这一评估许可证（evaluation license）您可以扫描以下列出的测试 Web 站点：Altoro Mutual, <http://demo.testfire.net>。使用软件预定义的模板，demo.testfire.net 会自动显示在“New Scan”对话框中。当弹出登录提示框时，用于登录这一测试站点的用户名及密码为：

用户名 (Username)： jsmith

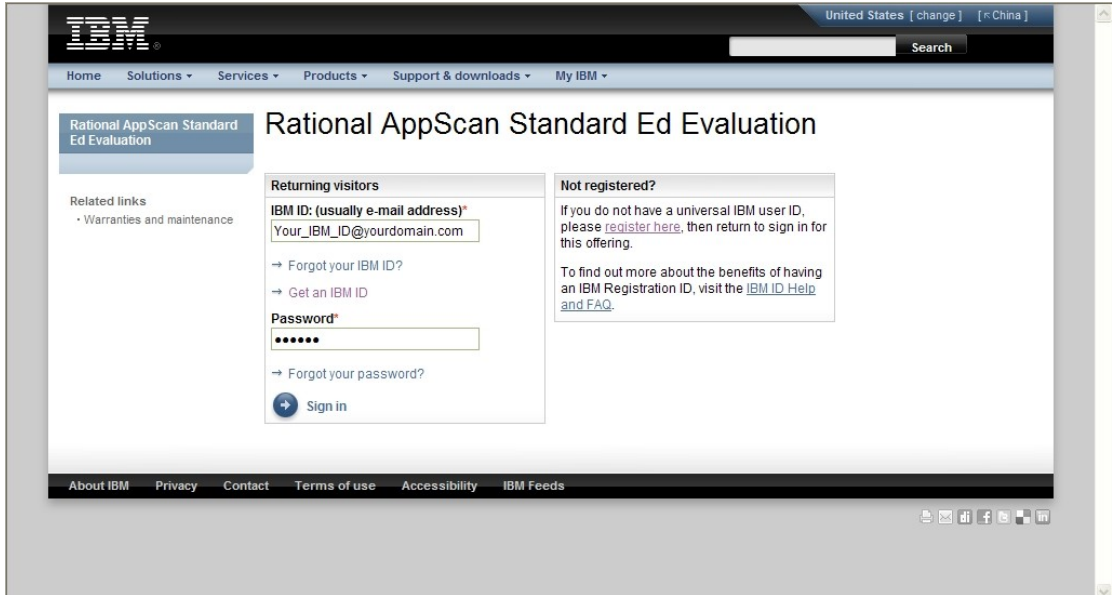
密码 (Password)： Demo1234

详情请参见后面的“第一次尝试”章节。在“第一次尝试”章节中，我们将为您举例介绍如何配置和使用 IBM Rational AppScan 对该测试网站进行 Web 安全扫描测试。

（您还可以访问“概述”页签了解 IBM Rational AppScan 试用版的基本简介

<http://www.ibm.com/developerworks/cn/downloads/r/appscan/learn.html>

您需要使用您的 IBM ID 登录下载:



如果您还没有 IBM ID, 请访问以下网址申请:

<https://www.ibm.com/account/profile/cn?page=reg>

中国 [选择]



[首页](#)
[解决方案](#)
[服务](#)
[产品](#)
[支持与下载](#)
[个性化服务](#)
Mr. law [不是您的用户名?] [IBM 登录]

**我的 IBM 概要文件**

**我的 IBM 注册**

[帮助与常用问题解答](#)

[帮助热线](#)

## 我的 IBM 注册

第 1 步 (共 2 步)

标有星号 (\*) 的项目为完成本操作所要求必须填写的项目, 其它项目为可选择填写项目。如果您不希望向我们提供所要求的信息, 请选择浏览器上的“退回”键以退回上一页面, 或关闭窗口或本浏览页。

用于编制概要文件的的首选语言: 简体中文

IBM 已将其 PC 业务出售给了 Lenovo Group Ltd. 为了使您能够更好地浏览有关 PC 产品和服务的信息, 您的用户名和密码能同时有权访问 IBM 和 Lenovo Web 站点。IBM 对于 Lenovo Web 站点的隐私准则或内容概不负责。 [了解更多信息](#) 关于 IBM 和 Lenovo。

记住, 一旦注册之后, 将不能更改您的 IBM 用户名。

要了解什么可接受为密码, 请参阅 [关于 IBM 用户名和密码的指导信息](#)。

\* IBM 用户名:

[为什么我必须提供一个电子邮件地址作为我的 IBM 用户名?](#)

\* 密码:

(最少 8 个字符)

\* 验证密码:

请输入一个只有您能回答的安全性问题。然后输入该问题的答案。可能偶尔会要求您回答此问题, 从而确认您的身份。请输入答案简单且易于记忆的问题。

\* 安全性问题:

\* 安全性问题的答案:

\* 电子邮件:

选择您居住的国家或地区以确定保证信息。 [了解更多信息](#)

\* 居住的国家/地区:

因为您的首选项和兴趣将与您的识别信息相关联, 所以我们可以继续使您在访问 IBM.COM 站点时获得个性化体验。如果您不希望我们关联您的信息, 请选中此框。

请不要将我的首选项和兴趣与我的识别信息相关联。

[关于 IBM](#)
[隐私条约](#)
[联系 IBM](#)
[使用条款](#)
[IBM RSS 可定制阅读服务](#)

登录后, 您需要简要回答几个问题:

IBM United States [ change ] [ China ] Search

Home Solutions Services Products Support & downloads My IBM

## Rational AppScan Standard Ed Evaluation

Related links  
• Warranties and maintenance

Asterisks (\*) indicate fields required to complete this transaction.

**What is your current reason for downloading?\***  
Preparing to purchase a product or solution

**How will you be involved in the decision making process for your projects?\***  
I am the decision maker

**Which of the following best describes your company?\***  
Company looking for software solutions

**Would you like an IBM representative to contact you regarding this IBM Software information?**  
 Yes, have an IBM representative contact me

**Privacy**

This data, at any time revocable by you, may be stored by IBM or an affiliate on an international server and used by IBM or an affiliate.

E-mail: Stay informed about IBM products, services, and other offerings! If you want to stay informed by e-mail, please let us know by checking the box.  
 E-mail: Yes, please have IBM or an affiliate send me e-mail.

Other communications: IBM or an affiliate or selected organizations may keep you informed about IBM related product, services and other offerings through ways other than e-mail, for example, by telephone or postal mail. If you do not want us to use the information you provided here to keep you informed through other ways, please indicate in the box.  
 Other communications: Please do not use the information I have provided here.

By clicking 'Submit', you agree that IBM may process your data in the manner indicated above and as described in our [Privacy policy](#).

Submit

About IBM Privacy Contact Terms of use Accessibility IBM Feeds

随后将进入下载页面，您可以选择使用 Download Director 下载，或使用浏览器通过 HTTP 方式直接下载。

a) 使用 Download Director 下载



Rational AppScan Standard Ed Evaluation

# Rational AppScan Standard Ed Evaluation

Related links

- Warranties and maintenance

### Downloads

Rational AppScan Standard Ed Evaluation for Windows Server 2003, Windows Server 2008, Windows Vista Business, Windows Vista Enterprise, Windows Vista Ultimate, Windows XP Professional

Rational AppScan Standard Edition V7.9 Evaluation Multilingual Windows Chinese Simplified, Chinese Traditional, English, French, German, Italian, Japanese, Korean 2009-10-20

To download using Download Director, select the files you want below and click on 'I confirm'. [Learn more.](#)

You can also download the files [using http.](#)

[Download using Download Director](#) [Download using http](#)

### Installation Instructions

It is important that you read the installation instructions prior to downloading the product.

#### Product license key

This product uses an internal self-activating key that will expire at the end of the evaluation period. When you install the trial product, the internal license code will automatically enable the product for the duration of the evaluation period.

### Technical Support Information

#### Trial Support

When you download and install Rational Software Development Platform trial products from the web, or install Rational trial products from the IBM developerWorks Software Evaluation Kits (SEKs), you are automatically entitled to [trial support from Rational](#) at no charge during the evaluation period.

#### Trial Resources

IBM Rational has collected these resources to help you setup, configure, and use the trial product software:

- New to Rational
- Rational product support
- Rational product tutorials
- Training
- developerWorks Rational: Technical resources and best practices for the IBM Rational Software Development Platform.

[Ready to purchase?](#) Have additional questions? Please contact your local Rational sales office for assistance.

**IBM Rational AppScan Standard Edition V7.9 Evaluation Multilingual Windows**  
Rat\_AppScan\_Std\_7.9\_Eval\_win.exe (218 MB)  
[View license](#)

**IBM Rational License Server Windows V7.1 Multilingual English Eval**  
C1S11ML.zip (88 MB)  
[View license](#)

**IBM Rational Web Services Explorer Evaluation Multilingual for Windows(add-on to AppScan Standard Edition 7.9)**  
Rat\_Web\_Svs\_Exp\_7.9.exe (277 MB)  
[View license](#)

### License

By checking "I agree" box below you agree that (1) you have had the opportunity to review the license and (2) you agree to be bound by its terms. If you disagree, click "I cancel" below.

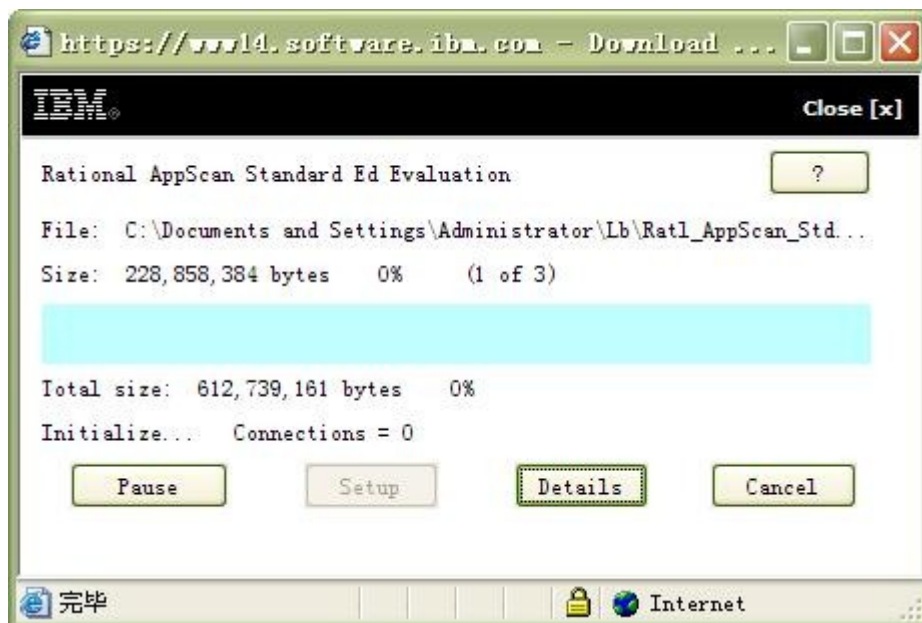
I agree

By clicking the "I confirm" button below, I confirm my acceptance of the license. By clicking the "I cancel" button, I cancel my acceptance of the license.

### Need help?

- Sign up support (English only)
- Sign up and Software Download FAQ
- Software download support (English only)

点击确认后，将会启动 Download Director 进行下载：



b) 使用浏览器通过 HTTP 方式直接下载

**Rational AppScan Standard Ed Evaluation**

Related links  
· Warranties and maintenance

**Downloads**

By clicking "I agree" you agree that you have had the opportunity to review the terms and conditions and that such terms and conditions govern this transaction. If you disagree, click "I disagree." Once you have clicked on "I agree," the file will begin to download.

**Rational AppScan Standard Ed Evaluation for Windows Server 2003, Windows Server 2008, Windows Vista Business, Windows Vista Enterprise, Windows Vista Ultimate, Windows XP Professional**  
**Rational AppScan Standard Edition V7.9 Evaluation Multilingual Windows**  
Chinese Simplified, Chinese Traditional, English, French, German, Italian, Japanese, Korean 2009-10-20

To download using http, click on "I agree".  
You can also download the files using [Download Director](#). [Learn more.](#)

**Download using Download Director** | **Download using http**

**Installation Instructions**

It is important that you read the installation instructions prior to downloading the product.

**Product license key**  
This product uses an internal self-activating key that will expire at the end of the evaluation period. When you install the trial product, the internal license code will automatically enable the product for the duration of the evaluation period.

**Technical Support Information**

**Trial Support**  
When you download and install Rational Software Development Platform trial products from the web, or install Rational trial products from the IBM developerWorks Software Evaluation Kits (SEKs), you are automatically entitled to [trial support from Rational](#) at no charge during the evaluation period.

**Trial Resources**  
IBM Rational has collected these resources to help you setup, configure, and use the trial product software:

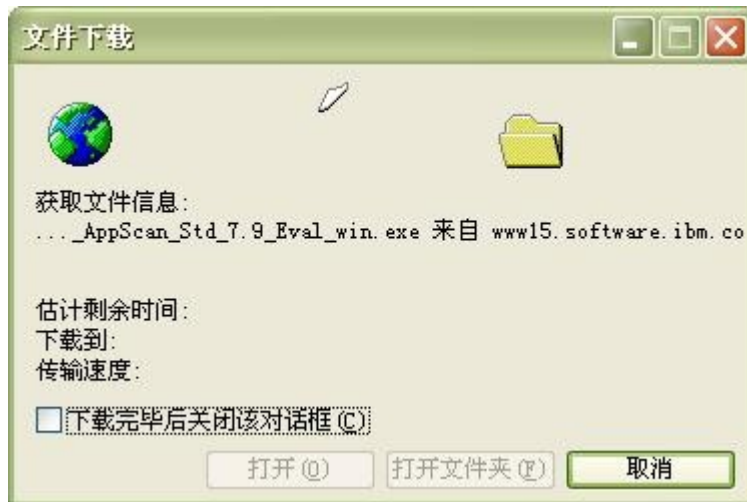
- New to Rational
- Rational product support
- Rational product tutorials
- Training
- developerWorks Rational: Technical resources and best practices for the IBM Rational Software Development Platform.

[Ready to purchase?](#) Have additional questions? Please contact your local Rational sales office for assistance.

<b>IBM Rational AppScan Standard Edition V7.9 Evaluation Multilingual Windows</b> Rati_AppScan_Std_7.9_Eval_win.exe (218 MB) <a href="#">View license</a>	<input checked="" type="checkbox"/> I agree <b>点击下载</b> <input type="checkbox"/> I disagree
<b>IBM Rational License Server Windows V7.1 Multilingual English Eval</b> C1ST1ML.zip (88 MB) <a href="#">View license</a>	<input checked="" type="checkbox"/> I agree <input type="checkbox"/> I disagree
<b>IBM Rational Web Services Explorer Evaluation Multilingual for Windows (add-on to AppScan Standard Edition 7.9)</b> Rati_Web_Svs_Exp_7.9.exe (277 MB) <a href="#">View license</a>	<input checked="" type="checkbox"/> I agree <input type="checkbox"/> I disagree

About IBM | Privacy | Contact | Terms of use | Accessibility | IBM Feeds

点击第一个 "I agree" 链接下载。



## 2、 安装 Rational AppScan

“安装向导”会指导您快速简单地完成安装过程。



1. 请关闭已打开的任何 Microsoft® Office 应用程序。

注： 如果已安装 Microsoft Word 2003 或更高版本，那么在安装期间，会将 Rational® AppScan Smart 标记添加到它的 Smart 标记选项。创建定制报告模板时，可以将这些标记插入字段代码中。为了进行该操作，在安装期间，必须关闭 Microsoft Word 和其他任何使用标记的 Microsoft Office 程序（如 Microsoft Outlook）。



## 2. 启动 Rational AppScan 安装。

此时会启动“InstallShield 向导”，并检查您的工作站是否满足最低的安装需求。

注：根据您的操作系统，可能需要 .NET Framework V2.0 或 V3.0，以运行 Rational AppScan。如果您有较早的版本，或尚未安装，那么会询问您是否想要安装必需版本。

- 如果选择**是**，那么将安装 .NET。（安装完成后，可能会要求您重新启动计算机。重新启动时，会自动恢复 Rational AppScan 安装。）
- 如果选择**否**，那么安装会停止，因为如果没有正确的 .NET Framework，Rational AppScan 便无法正确运行。

注：如果您有 Rational AppScan V6.0 或更高版本，此时会显示消息：向导会更新到最新版本。（两个版本不能同时存在于同一台机器上，因此会在升级期间自动除去较早的版本。）

此时会显示 AppScan 安装向导欢迎屏幕。

## 3. 请遵循向导指令来完成 AppScan 安装。

注：会要求您安装或下载 GSC（通用服务客户机）。如果要探索 Web Service 以配置 Web Service 扫描，GSC 是必要的（但如果仅扫描 Web 应用程序，就不是必要的）。

## 3、第一次尝试

安装完成后，启动 AppScan 应用程序。



其界面主要包括如下部分：

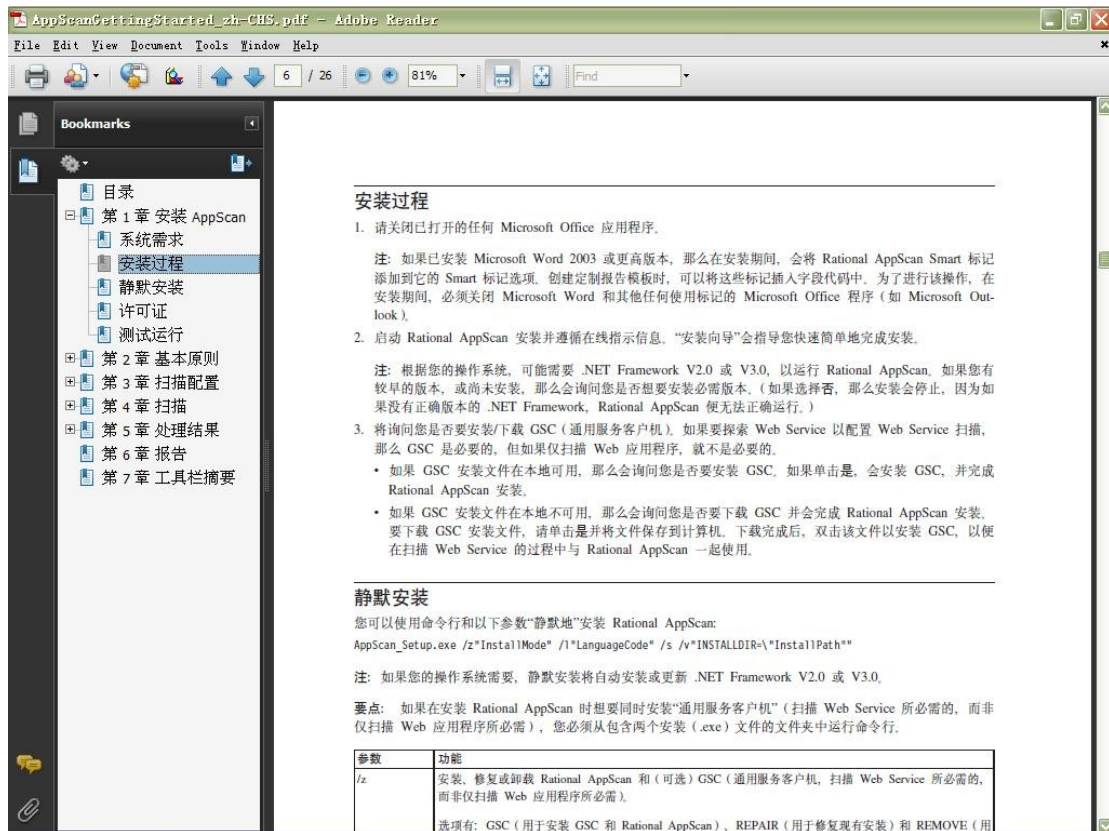
- 菜单栏：涵盖了 AppScan 中的所有可用功能
- 工具条：常用功能的快捷菜单，如开始扫描、扫描配置、扫描专家等
- 左上部网站导航视图：在扫描过程中 AppScan 会按照一定的层次组织显示站点结构图（默认是按照 URL 层次进行组织，用户可以在扫描配置中更改这一设置）
- 右上部安全问题显示视图：AppScan 将在此视图中列出检测到的所有安全缺陷
- 左下部安全问题汇总视图：AppScan 将在此视图中列出检测到的安全缺陷统计信息
- 右下部安全问题详细信息视图：此视图的内容与安全问题显示视图相关，用来显示某特定安全问题的详细信息，包括问题介绍、修复建议、测试数据等



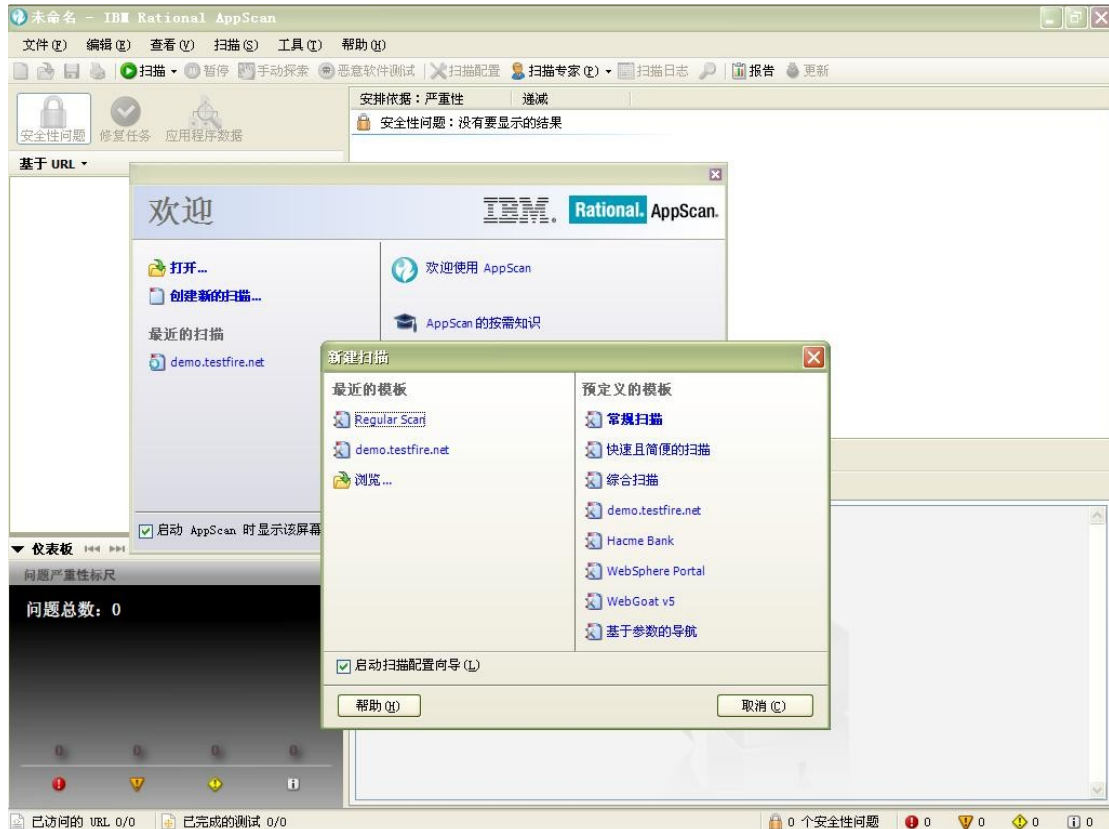
如果您是第一次启动，屏幕中央将会出现一个“欢迎”对话框。



在此对话中，您可以点击“入门”链接，查看 IBM Rational AppScan 的“新手入门帮助文档”。



您也可以点击“创建新的扫描”来创建您的第一次 Web 安全扫描任务。



以下例子将选择“常规扫描”举例，点击右侧预定义模板中的“常规扫描”链接，将出现“扫描配置向导”。



请按照向导提示，填写相关信息。如果您没有购买许可证，该试用版将只能测试我们提供的测试 Web 站点：Altoro Mutual，<http://demo.testfire.net>。使用软件预定义的模板，[demo.testfire.net](http://demo.testfire.net) 会自动显示在“New Scan”对话框中。



在弹出登录提示框时，用于登录这一测试站点的用户名及密码为：

用户名 (Username)： jsmith

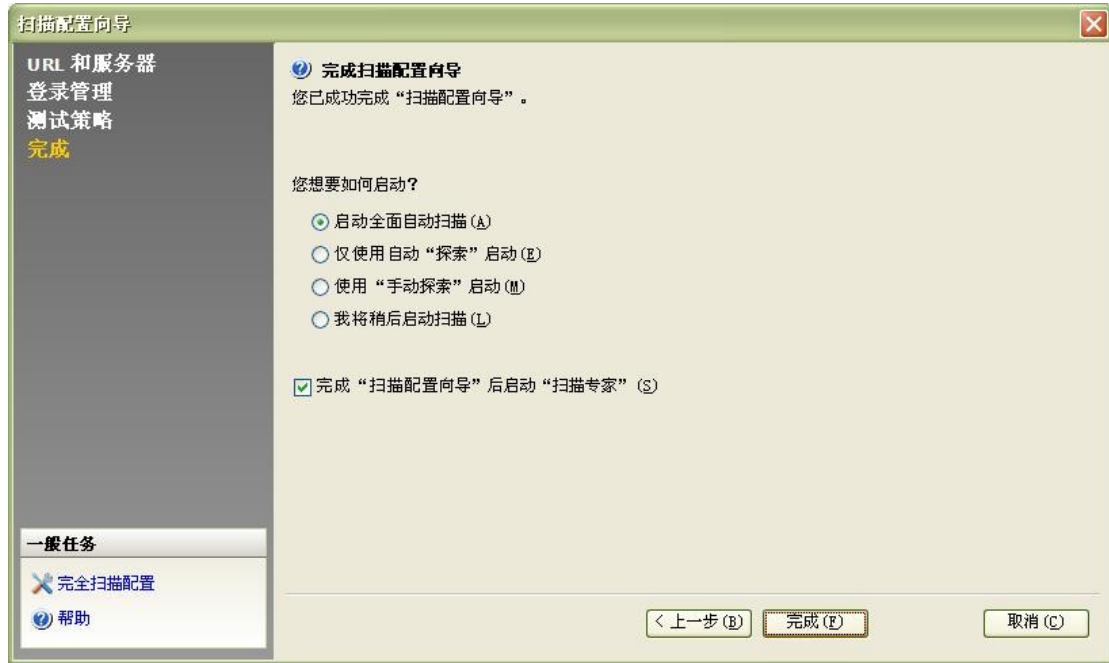
密码 (Password)： Demo1234



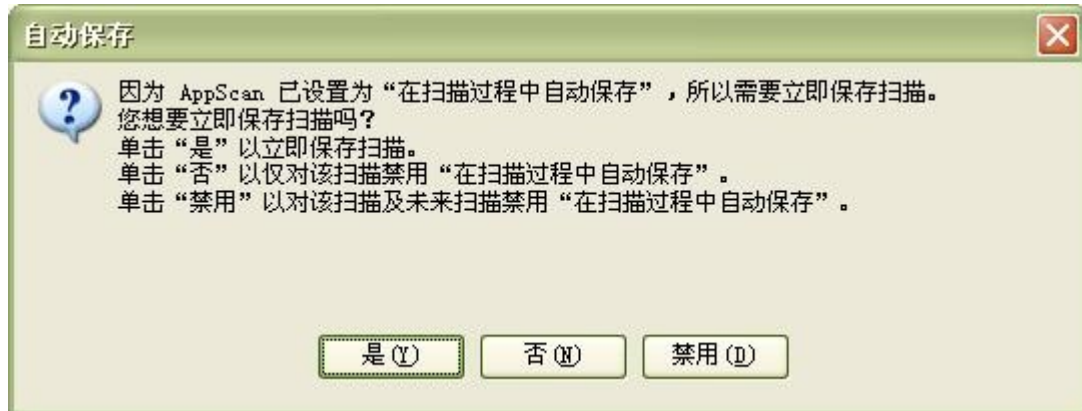
测试策略信息



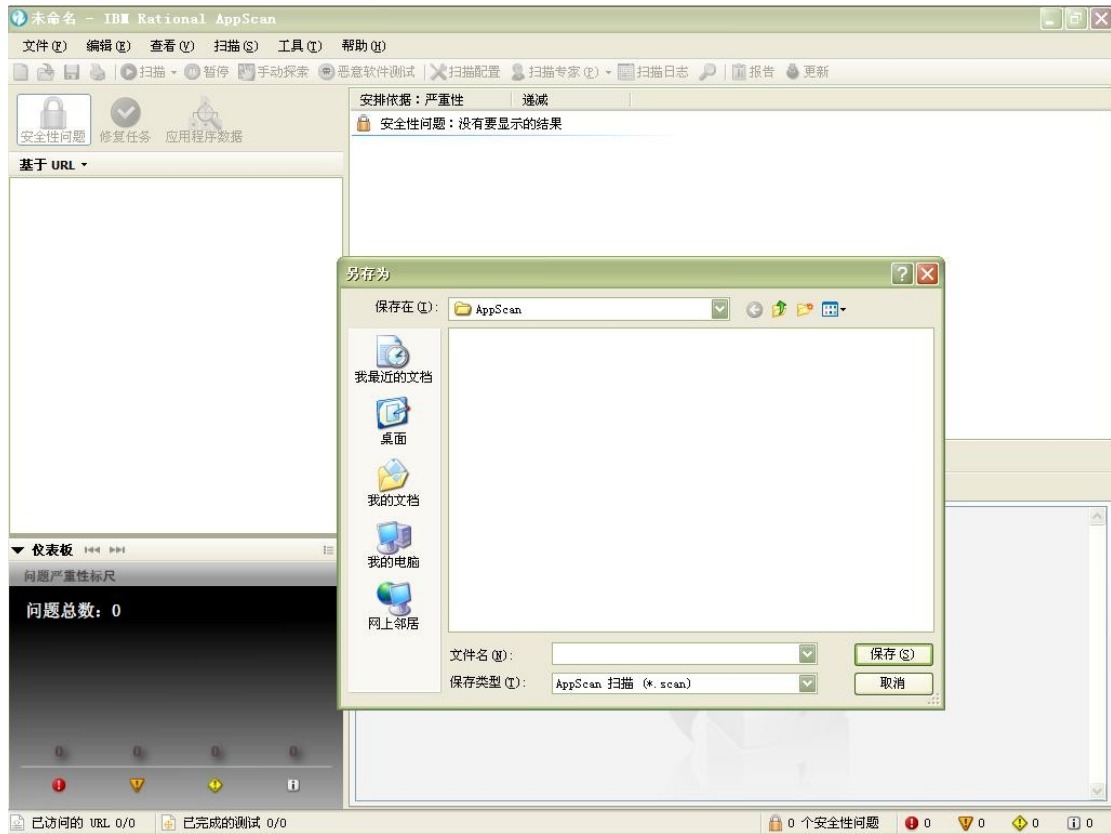
完成扫描配置向导



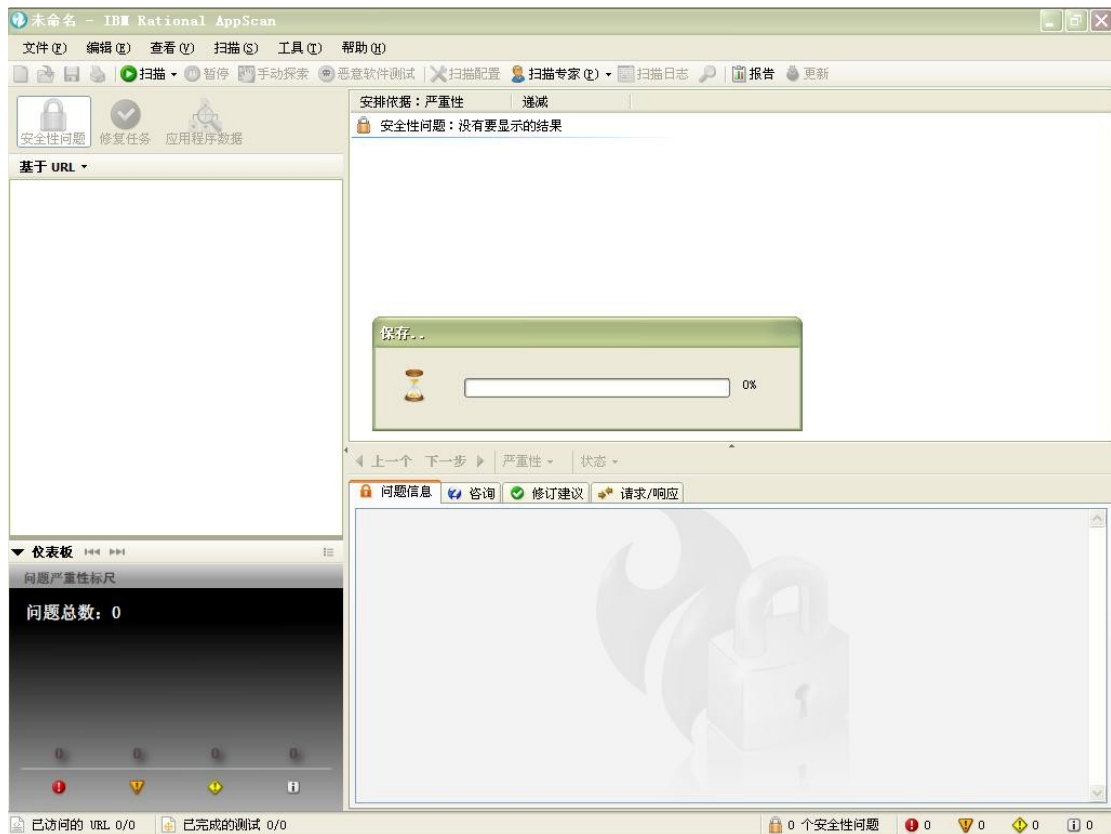
### 自动保存



点击“是”，并保存该扫描任务。

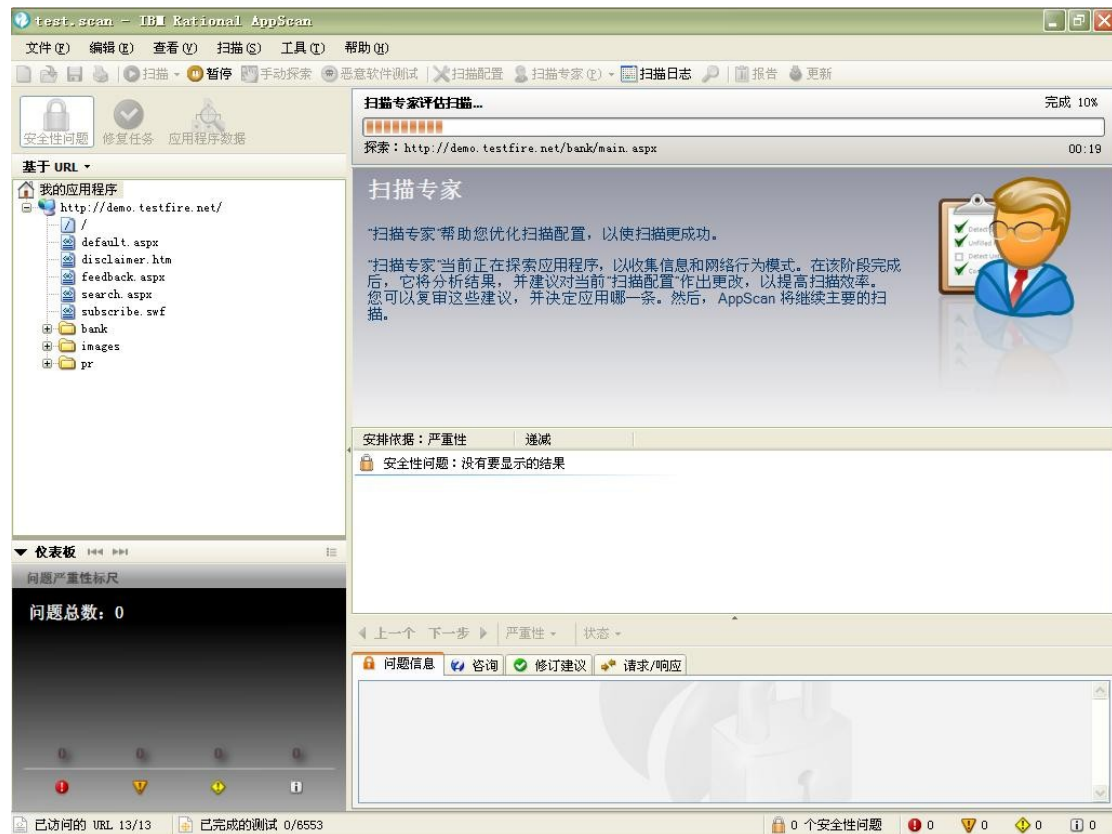


IBM Rational AppScan 将开始您的第一次 Web 安全扫描测试。

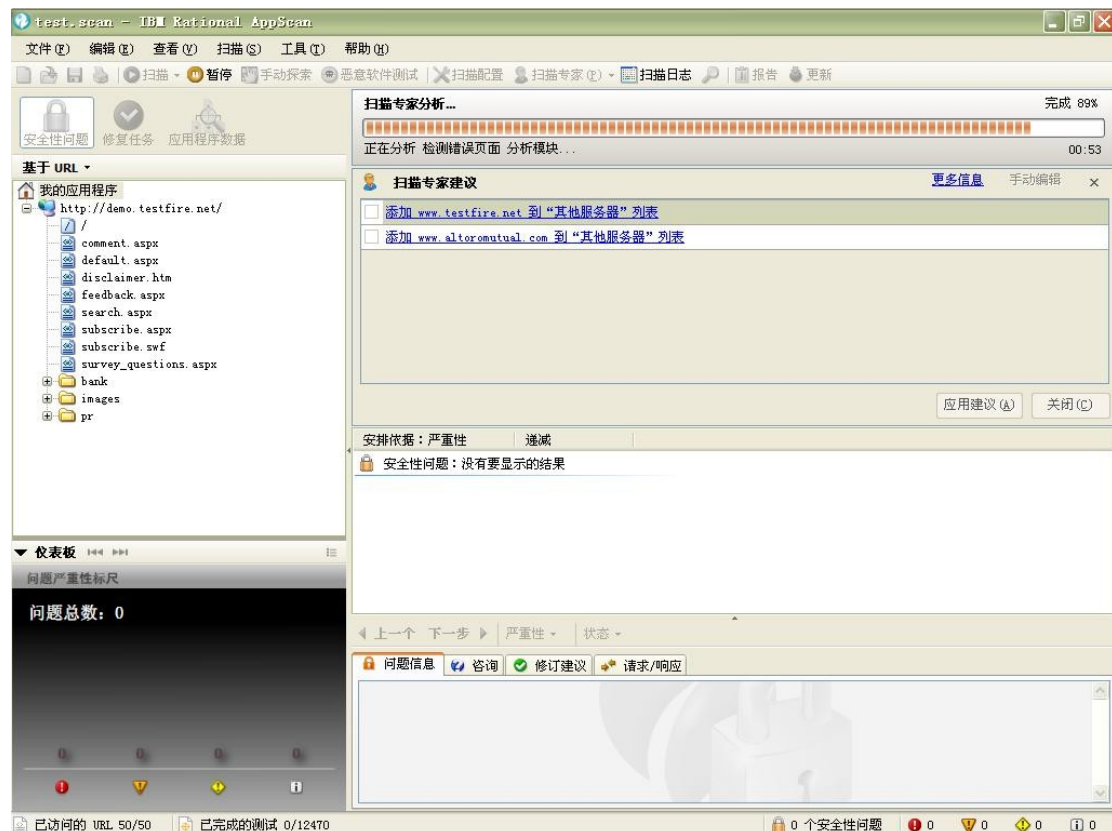




执行您的第一次 Web 安全扫描任务。



在执行 Web 安全扫描任务的过程中, 您可以随时查看已经检测出的 Web 安全问题。



Web 安全扫描任务完成。



最后，感谢您通过 IBM developerWorks 网站下载 IBM Rational AppScan 试用版，并了解和安装学习如何使用 IBM Rational AppScan 对 Web 应用进行自动化的 Web 应用安全扫描检测。