

The VendorRate 2009 Year End Report

Annual report of business performance ratings from VendorRate

Inside:

Top rated IT and Telecom Vendors

Top rated Vendors by industry

Top rated Vendors by company size



Contents

Click on the topic to view

| | |
|---|-------|
| 2009 Overview | 2 |
| Executive Summary | 3 |
| Top Vendors of the Year | 4 |
| Top 10 Vendors of 2009 | 5 |
| Top resellers and consultants | 6 |
| The voice of small organizations | 7-10 |
| The voice of midsize organizations | 11-14 |
| The voice of Enterprise organizations | 15-18 |
| Vendor scores by job functions | 19-26 |
| Vendor scores by industry | 27 |
| Top vendors by industry | 28 |
| About VendorRate | 29 |
| For Vendors | 31 |
| Subscribe to VendorRate, rate on VendorRate | 32 |

Know The Score.
VendorRate®

2009 Overview

The VendorRate 2009 Year End Report

VendorRate's observations and comments about this year's data results appear in the sidebars throughout this report.

VendorRate began collecting business performance ratings in March of 2008. Previous Quarterly Reports, as well as the 2008 Year End Report, may be purchased individually or by annual subscription at VendorRate.com.

The more technology professionals rate their vendors, the better future reports become. Please click "Rate a Vendor" on each page of this report to confidentially rate a vendor in less than three minutes.

As We See It

One small step for transparency, one major step for the voice of the customer.

2009 may be remembered as the year that technology vendors really began to listen to their business customers. As technology professionals began finding ways to use social media for business, some vendors realized a subtle shift was taking place. Customer feedback had changed from occasional in-house surveys to public praises and complaints about vendors from thousands of users. The voice of the business customer had become a key component in shaping public perception about vendor performance.

Old habits die hard

Many technology vendors still hope that carefully crafted marketing spin can overcome low levels of customer satisfaction. These vendors shy away from VendorRate rather than encouraging customers to share vendor performance evaluations in a transparent system. They fear that transparent benchmarking will place them at a competitive disadvantage and expose poor service, late deliveries, incomplete functionality, deliberate budget overruns and lack of quality. Stated bluntly, if prospective customers knew the real truth, they may not purchase.

Vendors that get it

Some technology vendors are learning that reputation benchmarking provides a powerful market advantage. They welcome transparent competitive comparisons as the best way to win customers. They are willing to tout their strengths while acknowledging areas they are working to perfect.

In short, successful vendors will embrace a transparent benchmarking system like VendorRate's in order to meet customer needs in a competitive marketplace. They know listening to the voice of the customer is good for business, and their reputation reflects it.

Richard G. Schaefer, CEO

Executive Summary

VendorRate 2009 Year End Highlights

- Informix repeats as Vendor of the Year
- GovConnection, a division of PC Connection, selected as the Reseller of the Year
- Business Intelligence consultant, Xtivia, was the highest rated consulting company
- Lowest rated vendor was SAP/ Business Objects
- Lowest rated reseller was Shared Technologies
- Lowest rated consultant was Oracle Consulting

Executive Summary

Welcome to the VendorRate Year End Report for 2009. The VendorRate 2009 Report summarizes business performance ratings entered by technology professionals at our website, trade shows, professional conferences and virtual events. VendorRate also collects ratings in cooperation with user groups, trade associations, event management, and IT and telecom departments from organizations of all sizes. IT professionals have contributed more than 7500 ratings of hardware, software, telecom and service vendors on VendorRate.com.

Highlights of The VendorRate 2009 Report

- IBM Informix repeats as the Top Rated vendor
- GovConnection, a division of PC Connection, earned top honors as the highest rated reseller
- Business Intelligence consultant, Xtivia, was the highest rated consulting company
- Scores from small and mid-size technology vendors continue to outperform big brand technology vendors
- Lowest rated vendor listings are dominated by telecom and wireless providers

The VendorRate Process

VendorRate is a “wisdom of crowds” company that collects ratings from IT, telecom and line of business professionals in companies of all sizes. The terms “sample” and “survey size” are often confused when discussing “wisdom of crowds” methodologies. Rating scores represent the aggregated “voice of the customer” for all ratings collected from the business community during the period November 2008 through December 1, 2009. Only vendors receiving eight or more ratings in the period were included in this report.

VendorRate is vendor neutral and accepts neither vendor sponsorship or advertising.

Top vendors of 2009

Congratulation to Informix for earning the 2009 Vendor of the Year award and to GovConnection for its recognition as the 2009 Reseller of the Year.

Both vendors sustained high scores across a high volume of ratings throughout the year. Their top-rated performance reflects the respect they've earned from their customers for consistently meeting or exceeding expectations.

Again, congratulations to the Top Vendor and Top Reseller for 2009, and to all of the leading vendors listed in this year's VendorRate Report.

Vendor of the Year

IBM Informix

Score: 94.3



Informix, the IBM database product family, repeated as Vendor of the Year for 2009. Since their initial appearance in the VendorRate Report in Q3, 2008, Informix customers have rated them the No. 1 or No. 2 vendor in every quarter.

Informix's exceptional performance is universal. Raters in every job function scored Informix as one of the top three performing vendors.

The International Informix Users Group (IIUG.org) continues to play a key role by encouraging its members to candidly express their opinions about experience with Informix.

Resellers of the Year

GovConnection (PC Connection)

Score: 96.8



Ratings for GovConnection, the public sector division of PC Connection, dominated the reseller category in 2009. Technology professionals throughout government and education scored GovConnection at the top of virtually every VendorRate benchmark for resellers.

GovConnection's overall score of 96.8 was the highest aggregate customer satisfaction score received by any vendor, reseller or consultant during the year.

Top 10 vendors of the Year

Informix scored 94.3 to edge last year's leader, ChemSW (92.9), and claim the top spot for 2009. 10ZIG Technology, with a score of 91.6, rounded out the top three vendors for the year.

New additions to the Top Vendor list for 2009 include Shoretel, Quest Software, Patrick Townsend Security Solutions, Sybase and Vizioncore.

Lowest rated vendors

SAP/Business Objects trailed the 2009 field with a low score of 53.6. The company was joined by several companies providing wireless and internet-related services.

Top Vendors 2009

| Vendor | Score | Recommend | Integrity | Communication | Timeliness | Usability | Reliability | Customer Service | Budget | Expertise | Effectiveness |
|----------------------------------|-------------|-----------|-----------|---------------|------------|-----------|-------------|------------------|--------|-----------|---------------|
| IBM Informix | 94.3 | 9.5 | 9.5 | 9.2 | 9.3 | 9.6 | 9.8 | 9.2 | 8.9 | 9.6 | 9.7 |
| ChemSW | 92.9 | 9.5 | 9.4 | 9.5 | 9.4 | 9 | 9.1 | 9.8 | 8.3 | 9.6 | 9.3 |
| 10ZIG Technology | 91.6 | 9.1 | 9.3 | 9 | 9.1 | 9.1 | 9.2 | 9.2 | 8.9 | 9.3 | 9.2 |
| ShoreTel | 89.0 | 9.1 | 8.9 | 8.6 | 8.4 | 9.4 | 9.2 | 8.9 | 8.6 | 8.9 | 9 |
| Quest Software | 85.3 | 8.7 | 8.4 | 8.4 | 8.4 | 8.9 | 8.7 | 8.4 | 7.5 | 8.8 | 8.9 |
| Patrick Townsend Security | 85.2 | 8.6 | 8.8 | 8.5 | 8.2 | 8.2 | 8.8 | 8.5 | 8.2 | 8.7 | 8.7 |
| Sybase | 84.6 | 8.7 | 8.6 | 8.1 | 8.2 | 8.8 | 8.8 | 8.3 | 7.8 | 8.6 | 8.7 |
| Apple Desktop-Laptop | 81.0 | 8.4 | 8.5 | 7.9 | 8.3 | 8.5 | 8.6 | 7.7 | 7 | 8 | 8.2 |
| HP Server | 80.7 | 8.5 | 8.2 | 7.3 | 7.8 | 8.4 | 8.7 | 7.7 | 7.7 | 8.1 | 8.3 |
| Vizioncore | 80.8 | 8.2 | 8.1 | 8.1 | 7.9 | 8.3 | 8.1 | 7.8 | 7.9 | 8.1 | 8.3 |

Lowest rated vendors 2009

| | | | | | | | | | | | |
|--|-------------|-----|-----|-----|-----|-----|-----|-----|-----|-----|-----|
| Qwest Communications | 66.8 | 6.6 | 6.6 | 6.2 | 6.6 | 7.1 | 7.3 | 6.4 | 6.3 | 6.8 | 6.9 |
| AT&T | 66.7 | 6.6 | 6.7 | 6 | 6.3 | 7 | 7.5 | 6.5 | 6.4 | 7 | 6.7 |
| AT&T Wireless | 64.3 | 6.2 | 6.4 | 6.8 | 6.3 | 6.5 | 6.8 | 6.3 | 6.1 | 6.6 | 6.2 |
| Verizon Communications | 62.9 | 6.3 | 6.5 | 5.7 | 6 | 6.6 | 6.5 | 5.8 | 5.4 | 7.2 | 6.8 |
| T-Mobile USA | 61.2 | 6.1 | 6.3 | 6.1 | 6.1 | 6.4 | 5.6 | 6.1 | 6.1 | 6.3 | 6.2 |
| Microsoft Server/Infrastructure | 61.5 | 6.8 | 6.8 | 6 | 5.8 | 6.5 | 6.4 | 4.7 | 5.7 | 6.3 | 6.7 |
| Sprint Nextel | 60.0 | 5.8 | 6.1 | 5.9 | 5.5 | 6 | 5.8 | 5.8 | 6.1 | 6.8 | 6.1 |
| BMC Software | 60.1 | 5.9 | 6 | 6.2 | 6.5 | 6 | 5.9 | 6.1 | 5.9 | 5.8 | 5.8 |
| Cisco Voice & Unified Comms | 57.5 | 5.5 | 6.1 | 5.4 | 4.8 | 5.7 | 6.4 | 5.6 | 4.8 | 6.7 | 6.5 |
| Bell Canada | 56.2 | 5.5 | 6.2 | 5.2 | 5.6 | 5.5 | 6.4 | 5.5 | 5.5 | 5.5 | 5.2 |
| SAP/Business Objects | 53.6 | 5.3 | 5.8 | 5.4 | 4.6 | 5.1 | 6.2 | 5.3 | 4.1 | 5.6 | 6.1 |

Top resellers and consultants

Resellers

GovConnection and its sister company, PC Connection, were rated as the top resellers for 2009.

CDW, CDW Government and Newegg rounded out the top five reseller spots.

Telecom reseller, Shared Technologies, was the lowest rated reseller in 2009 with a score of 67.9.

Consultants

Xtivia led all consultants with a score of 94.4, followed by Cloud Creek Systems and Nityo Infotech, in the top three spots for the year. Oracle Consulting trailed the field with a score of 65.8.

Top rated resellers 2009

| | Score | Recommend | Integrity | Communication | Timeliness | Usability | Reliability | Customer Service | Budget | Expertise | Effectiveness |
|-----------------------|-------------|------------|------------|---------------|------------|------------|-------------|------------------|------------|------------|---------------|
| GovConnection | 96.8 | 9.8 | 9.8 | 9.7 | 9.7 | 9.7 | 9.7 | 9.8 | 9.5 | 9.6 | 9.7 |
| PC Connection | 93.0 | 9.4 | 9.4 | 9.4 | 9.4 | 9.2 | 9.4 | 9.5 | 8.9 | 9.1 | 9.3 |
| CDW | 85.4 | 8.6 | 8.5 | 8.6 | 8.5 | 8.5 | 8.7 | 8.8 | 8.3 | 8.2 | 8.6 |
| CDW Government | 85.0 | 8.5 | 8.6 | 8.3 | 8.5 | 8.4 | 8.9 | 9.0 | 8.2 | 8.2 | 8.4 |
| Newegg | 85.9 | 8.6 | 8.7 | 8.4 | 8.7 | 9.0 | 8.8 | 8.1 | 8.8 | 8.2 | 8.5 |

Lowest rated reseller 2009

| | | | | | | | | | | | |
|----------------------------|-------------|------------|------------|------------|------------|------------|------------|------------|------------|------------|------------|
| Shared Technologies | 67.9 | 7.1 | 6.9 | 6.3 | 6.4 | 7.0 | 6.9 | 6.6 | 6.5 | 7.5 | 6.8 |
|----------------------------|-------------|------------|------------|------------|------------|------------|------------|------------|------------|------------|------------|

Top rated consultants 2009

| | | | | | | | | | | | |
|----------------------------|-------------|------------|------------|------------|------------|------------|------------|------------|------------|------------|------------|
| Xtivia | 94.4 | 9.6 | 9.7 | 9.4 | 9.3 | 9.3 | 9.7 | 9.5 | 9.1 | 9.4 | 9.5 |
| Cloud Creek Systems | 93.2 | 9.5 | 9.5 | 9.1 | 9.4 | 9.5 | 9.5 | 9.5 | 8.5 | 9.3 | 9.3 |
| Nityo Infotech | 86.0 | 8.7 | 8.6 | 8.5 | 8.6 | 8.7 | 8.9 | 8.7 | 8.3 | 8.5 | 8.7 |

Lowest rated consultant 2009

| | | | | | | | | | | | |
|--------------------------|-------------|------------|------------|------------|------------|------------|------------|------------|------------|------------|------------|
| Oracle Consulting | 65.8 | 6.5 | 7.1 | 6.1 | 6.8 | 7.1 | 6.9 | 5.8 | 4.9 | 7.5 | 7.1 |
|--------------------------|-------------|------------|------------|------------|------------|------------|------------|------------|------------|------------|------------|

The voice of small organizations

The following pages list the Top Vendors as rated by customers working for small (less than 250 employees) organizations.

GovConnection, Informix and PC Connection took the three top vendor spots for vendors favored by Small organization IT users.

Lowest rated by small organizations

AT&T, Sprint Nextel and AT&T Wireless were least favored by users working in small organizations.

Compare ratings by company size

VendorRate On-Demand Reports let subscribers compare data according to a variety of criteria including the role of the individual providing ratings.

Small organizations' top rated vendors

| Vendor | Score | Recommend | Integrity | Communication | Timeliness | Usability | Reliability | Customer Service | Budget | Expertise | Effectiveness |
|----------------------------|-----------|-----------|-----------|---------------|------------|-----------|-------------|------------------|--------|-----------|---------------|
| GovConnection | 97 | 9.8 | 9.8 | 9.7 | 9.8 | 9.7 | 9.9 | 9.8 | 9.6 | 9.6 | 9.8 |
| IBM Informix | 94 | 9.6 | 9.6 | 9.3 | 9.2 | 9.6 | 9.8 | 9.2 | 8.7 | 9.7 | 9.8 |
| PC Connection | 95 | 9.6 | 9.6 | 9.6 | 9.6 | 9.4 | 9.6 | 9.7 | 9.1 | 9.2 | 9.5 |
| ChemSW | 93 | 9.3 | 9.3 | 9.5 | 9.5 | 8.9 | 9.1 | 9.9 | 8.3 | 9.5 | 9.4 |
| Cloud Creek Systems | 92 | 9.5 | 9.5 | 9.0 | 9.4 | 9.4 | 9.5 | 9.4 | 8.2 | 9.3 | 9.3 |
| ShoreTel | 90 | 9.3 | 9.0 | 8.8 | 8.6 | 9.5 | 9.4 | 8.8 | 8.6 | 9.0 | 9.2 |
| Quest Software | 89 | 9.0 | 9.0 | 9.0 | 8.9 | 9.0 | 9.0 | 9.1 | 7.8 | 9.3 | 9.2 |
| 10ZiG Technology | 89 | 8.9 | 9.2 | 8.7 | 8.8 | 8.9 | 8.9 | 8.9 | 8.6 | 9.2 | 8.9 |
| Intel | 87 | 9.0 | 9.0 | 8.4 | 7.5 | 8.9 | 9.2 | 8.5 | 7.7 | 9.4 | 9.0 |
| CDW | 87 | 8.7 | 8.5 | 8.8 | 8.8 | 8.5 | 8.9 | 9.0 | 8.5 | 8.3 | 8.7 |

Small organizations' lowest rated vendors

| | | | | | | | | | | | |
|--------------------------|-----------|-----|-----|-----|-----|-----|-----|-----|-----|-----|-----|
| AT&T | 64 | 6.4 | 6.5 | 5.7 | 5.9 | 6.4 | 7.5 | 6.6 | 6.3 | 6.5 | 6.4 |
| Sprint Nextel | 64 | 6.4 | 6.5 | 6.1 | 5.8 | 6.1 | 6.4 | 6.2 | 6.5 | 7.3 | 6.5 |
| AT&T Wireless | 63 | 6.0 | 6.2 | 6.6 | 5.9 | 6.3 | 6.8 | 6.3 | 6.2 | 6.6 | 6.1 |

The voice of small organizations

This page, and the two following, summarize highest and lowest ratings from employees in small organizations for each of the 10 VendorRate rating benchmarks.

Vendors rated highest in each category are listed along with their respective scores under the green banners. Similarly, vendors with the lowest ratings per benchmark are listed under the red banners.

This page features top ratings for VendorRate's Recommend, Integrity and Communication benchmarks.

Small organization highest scores for each VendorRate benchmark

| Recommend | | Integrity | | Communication | |
|-----------------------------|-----|---------------------|-----|---------------------|-----|
| IBM Informix | 9.6 | IBM Informix | 9.6 | ChemSW | 9.5 |
| Xtivia | 9.6 | Xtivia | 9.4 | IBM Informix | 9.3 |
| Cloud Creek Systems | 9.5 | ChemSW | 9.3 | Xtivia | 9.3 |
| ChemSW | 9.3 | Cloud Creek Systems | 9.5 | Cloud Creek Systems | 9.0 |
| ShoreTel | 9.3 | ShoreTel | 9.0 | Quest Software | 9.0 |
| Samsung Electronics | 9.2 | Quest Software | 9.0 | Nityo Infotech | 9.0 |
| Kingston Technology | 9.1 | Nityo Infotech | 9.2 | Verizon Wireless | 8.9 |
| Apple Desktop-Laptop | 9.1 | 10ZiG Technology | 9.2 | ShoreTel | 8.8 |
| Quest Software | 9.0 | Kingston Technology | 9.1 | IBM Software | 8.8 |
| Intel | 9.0 | Intel | 9.0 | | |
| VMware | 9.0 | Sony Electronics | 9.0 | | |
| Toshiba Information Systems | 9.0 | | | | |

Small organization lowest scores for each VendorRate benchmark

| Recommend | | Integrity | | Communication | |
|-------------------------|-----|------------------------|-----|-------------------------|-----|
| Lenovo Desktop-Notebook | 7.1 | ALLTEL | 7.2 | Lenovo Desktop-Notebook | 6.6 |
| Belkin | 6.8 | HP Printers | 6.9 | Belkin | 6.6 |
| Nortel | 6.4 | Nortel | 6.6 | AT&T Wireless | 6.6 |
| AT&T | 6.4 | AT&T | 6.5 | APC | 6.5 |
| Sprint Nextel | 6.4 | Sprint Nextel | 6.5 | Nortel | 6.4 |
| MTS Allstream | 6.4 | Verizon Communications | 6.6 | Sprint Nextel | 6.1 |
| Tech Data | 6.0 | AT&T Wireless | 6.2 | AT&T | 5.7 |
| AT&T Wireless | 6.0 | MTS Allstream | 6.4 | MTS Allstream | 5.2 |
| Verizon Communications | 5.8 | Qwest Communications | 5.6 | Verizon Communications | 4.8 |
| Qwest Communications | 5.4 | T-Mobile USA | 4.8 | Qwest Communications | 4.8 |
| T-Mobile USA | 4.8 | | | | |

The voice of small organizations

This page continues the summary ratings from employees in small organizations for each of the 10 VendorRate benchmarks. Timeliness, Usability and Reliability are shown.

Small company scores for the final four VendorRate benchmarks, Customer Service, Budget, Expertise and Effectiveness are concluded on page 10.

Small company highest scores for each VendorRate benchmark

| Timeliness | | Usability | | Reliability | |
|----------------------|-----|-----------------------------|-----|-------------------------|-----|
| ChemSW | 9.5 | IBM Informix | 9.6 | IBM Informix | 9.8 |
| Cloud Creek Systems | 9.4 | ShoreTel | 9.5 | Xtivia | 9.7 |
| IBM Informix | 9.2 | Cloud Creek Systems | 9.4 | Kingston Technology | 9.7 |
| Xtivia | 9.1 | Kingston Technology | 9.3 | Cloud Creek Systems | 9.5 |
| Quest Software | 8.9 | Logitech | 9.3 | ShoreTel | 9.4 |
| Apple Desktop-Laptop | 8.9 | Samsung Electronics America | 9.3 | Intel | 9.2 |
| 10ZiG Technology | 8.8 | Nityo Infotech | 9.2 | ChemSW | 9.1 |
| ShoreTel | 8.6 | IBM Server & Systems | 9.2 | APC | 9.1 |
| Nityo Infotech | 8.6 | Xtivia | 9.1 | Sun Microsystems Server | 9.1 |
| IBM Software | 8.6 | | | | |

Small company lowest scores for each VendorRate benchmark

| Lowest for Timeliness | | Lowest for Usability | | Rated lowest for Reliability | |
|-----------------------|-----|----------------------|-----|------------------------------|-----|
| Microsoft OS | 6.9 | Nortel | 6.9 | Embarcadero Technologies | 6.9 |
| Oracle Applications | 6.8 | MTS Allstream | 6.8 | AT&T Wireless | 6.8 |
| Nortel | 6.0 | AT&T | 6.4 | MTS Allstream | 6.6 |
| AT&T | 5.9 | AT&T Wireless | 6.3 | Sprint Nextel | 6.4 |
| AT&T Wireless | 5.9 | Sprint Nextel | 6.1 | Qwest Communications | 6.2 |
| Sprint Nextel | 5.8 | Qwest Communications | 5.8 | T-Mobile USA | 4.4 |
| Qwest Communications | 5.8 | T-Mobile USA | 5.0 | | |
| MTS Allstream | 5.4 | | | | |
| T-Mobile USA | 4.6 | | | | |

Small

Small company highest scores for each VendorRate benchmark

| Customer Service | | Budget | | Expertise | | Effectiveness | |
|---------------------|-----|---------------------------|-----|---------------------|-----|----------------------|-----|
| ChemSW | 9.9 | Xtivia | 9.0 | IBM Informix | 9.7 | IBM Informix | 9.8 |
| Cloud Creek Systems | 9.4 | Kingston Technology | 8.8 | ChemSW | 9.5 | Xtivia | 9.4 |
| Xtivia, Inc. | 9.3 | IBM Informix | 8.7 | Intel | 9.4 | ChemSW | 9.4 |
| IBM Informix | 9.2 | ShoreTel | 8.6 | Cloud Creek Systems | 9.3 | Cloud Creek Systems | 9.3 |
| Quest Software | 9.1 | Nityo Infotech | 8.6 | Quest Software | 9.3 | ShoreTel | 9.2 |
| Nityo Infotech | 9.0 | 10ZiG Technology | 8.6 | 10ZiG Technology | 9.2 | Quest Software | 9.2 |
| | | ChemSW | 8.3 | Xtivia | 9.1 | Nityo Infotech | 9.2 |
| | | Samsung Electronics | 8.3 | ShoreTel | 9.0 | Logitech | 9.2 |
| | | Cloud Creek Systems | 8.2 | | | Intel | 9.0 |
| | | Patrick Townsend Security | 8.2 | | | Apple Desktop-Laptop | 9.0 |
| | | IBM Global Services | 8.2 | | | SonicWALL | 9.0 |

Small company lowest scores for each VendorRate benchmark

| Customer Service | | Budget | | Expertise | | Effectiveness | |
|---------------------------|-----|------------------------|-----|----------------------|-----|------------------------|-----|
| Oracle DB/Middleware | 6.9 | Verizon Wireless | 6.9 | NETGEAR. | 6.8 | Lenovo Desktop-Notebok | 6.9 |
| HP Printers | 6.9 | SYNNEX | 6.8 | Nortel | 6.7 | MTS Allstream | 6.8 |
| Lenovo Desktop-Notebook | 6.9 | Oracle Applications | 6.7 | AT&T Wireless | 6.6 | Nortel | 6.6 |
| Oracle Applications | 6.9 | Microsoft OS | 6.5 | AT&T | 6.5 | Sprint Nextel | 6.5 |
| Dell Server | 6.8 | Sprint Nextel | 6.5 | Belkin | 6.4 | AT&T | 6.4 |
| HP Desktop-Laptop | 6.8 | Oracle DB/Middleware | 6.4 | Qwest Communications | 5.4 | Verizon Communications | 6.4 |
| AT&T | 6.6 | MTS Allstream | 6.4 | T-Mobile USA | 5.4 | AT&T Wireless | 6.1 |
| American Power Conversion | 6.5 | Microsoft Developer | 6.3 | | | Qwest Communications | 5.4 |
| Belkin | 6.4 | AT&T | 6.3 | | | T-Mobile USA | 4.4 |
| AT&T Wireless | 6.3 | IBM Server & Systems | 6.2 | | | | |
| NETGEAR | 6.2 | Microsoft Applications | 6.2 | | | | |
| Nortel | 6.2 | AT&T Wireless | 6.2 | | | | |
| Sprint Nextel | 6.2 | Nortel | 5.8 | | | | |
| MTS Allstream | 5.8 | Qwest Communications | 5.4 | | | | |
| Verizon Communications | 5.6 | T-Mobile USA | 5.0 | | | | |
| Qwest Communications | 5.6 | Verizon Communications | 4.4 | | | | |
| T-Mobile USA | 4.8 | | | | | | |

The voice of midsize organizations

The following pages list the Top Vendors as rated by customers working for midsize (250 to 2500 employees) organizations.

GovConnection (96), ChemSW and 10ZIG Technology took the three top vendor spots.

Lowest rated by midsize organizations

Cisco Voice & Unified Communications trailed the field with the lowest score of 5.2. User disaffection extended to vendors like Microsoft, Verizon, AT&T, IBM and HP.

Midsize organizations' top rated vendors

| Vendor | Score | Recommend | Integrity | Communication | Timeliness | Usability | Reliability | Customer Service | Budget | Expertise | Effectiveness |
|--------------------------------|-----------|-----------|-----------|---------------|------------|-----------|-------------|------------------|--------|-----------|---------------|
| GovConnection | 96 | 9.6 | 9.7 | 9.7 | 9.7 | 9.6 | 9.6 | 9.6 | 9.3 | 9.4 | 9.4 |
| ChemSW | 95 | 9.9 | 9.6 | 9.5 | 9.5 | 9.4 | 9.4 | 9.9 | 8.5 | 9.9 | 9.6 |
| 10ZIG Technology | 93 | 9.1 | 9.4 | 9.1 | 9.2 | 9.3 | 9.5 | 9.4 | 9.0 | 9.4 | 9.5 |
| Wayside Marketing | 92 | 8.8 | 9.2 | 8.8 | 9.2 | 9.3 | 9.5 | 9.5 | 8.7 | 9.3 | 9.2 |
| PC Connection | 91 | 9.0 | 9.0 | 9.1 | 9.3 | 9.1 | 9.3 | 9.2 | 8.9 | 9.0 | 9.2 |
| Newegg | 91 | 9.4 | 9.4 | 9.1 | 9.1 | 8.9 | 9.1 | 9.0 | 8.9 | 8.9 | 9.0 |
| IBM Informix | 90 | 9.1 | 8.9 | 8.6 | 8.9 | 9.3 | 9.5 | 9.0 | 8.8 | 8.9 | 9.3 |
| Sun Microsystems Server | 89 | 9.2 | 8.8 | 8.6 | 9.0 | 8.8 | 9.6 | 8.8 | 7.6 | 9.0 | 9.2 |
| Oracle Software | 86 | 8.6 | 8.9 | 9.1 | 8.9 | 8.8 | 8.1 | 8.3 | 7.9 | 8.6 | 8.9 |
| CDW Government | 86 | 8.7 | 8.8 | 7.7 | 8.5 | 8.3 | 9.3 | 9.5 | 8.5 | 8.0 | 8.8 |

Midsize organizations' lowest rated vendors

| | | | | | | | | | | | |
|--|-----------|-----|-----|-----|-----|-----|-----|-----|-----|-----|-----|
| Microsoft Applications | 68 | 7.0 | 7.0 | 6.8 | 6.9 | 7.6 | 6.7 | 5.8 | 5.7 | 6.7 | 7.6 |
| HP Desktop-Laptop | 68 | 7.8 | 6.8 | 6.8 | 7.0 | 6.8 | 7.0 | 6.0 | 6.2 | 6.8 | 6.6 |
| IBM Global Services | 66 | 6.5 | 6.7 | 6.3 | 6.3 | 6.3 | 7.0 | 6.0 | 6.5 | 7.2 | 6.7 |
| AT&T Wireless | 66 | 6.6 | 6.8 | 6.8 | 6.6 | 6.9 | 7.3 | 6.8 | 6.1 | 6.0 | 6.1 |
| AT&T | 62 | 6.2 | 6.2 | 5.6 | 6.1 | 7.0 | 6.3 | 6.0 | 5.7 | 6.9 | 6.4 |
| Verizon Communications | 61 | 5.8 | 6.3 | 5.5 | 5.7 | 6.8 | 7.0 | 5.3 | 4.5 | 7.0 | 7.0 |
| Microsoft Server/Infrastructure | 58 | 6.2 | 6.2 | 5.6 | 6.0 | 6.6 | 5.8 | 4.6 | 5.2 | 6.4 | 5.8 |
| Cisco Voice & Unified Comms | 51 | 4.8 | 6.2 | 5 | 3.8 | 5.2 | 5.8 | 4.7 | 3.2 | 6.3 | 6.3 |

The voice of midsize organizations

This page, and the two following, summarize highest and lowest ratings from employees in midsize organizations for VendorRate's 10 rating benchmarks.

Vendors rated highest in each category are listed along with their respective scores. Top ratings for the Recommend, Integrity and Communication benchmarks are highlighted on this page.

The list of benchmark ratings from midsize organizations concludes on page 14.

Midsize organization highest scores for each VendorRate benchmark

| Recommend | | Integrity | | Communication | |
|--------------------------|-----|---------------------------|-----|-------------------------|-----|
| ChemSW | 9.9 | ChemSW | 9.6 | ChemSW | 9.5 |
| Sun Microsystems Server | 9.2 | 10ZiG Technology | 9.4 | 10ZiG Technology | 9.1 |
| 10ZiG Technology | 9.1 | Wayside Marketing | 9.2 | Oracle Software | 9.1 |
| IBM Informix | 9.1 | IBM Informix | 8.9 | Wayside Marketing | 8.8 |
| Hewlett-Packard Server | 8.9 | Oracle Software | 8.9 | IBM Informix | 8.6 |
| Wayside Marketing, Inc | 8.8 | Sun Microsystems Server | 8.8 | Sun Microsystems Server | 8.6 |
| Hewlett-Packard Printers | 8.7 | Patrick Townsend Security | 8.6 | | |
| Oracle Software | 8.6 | Hewlett-Packard Server | 8.6 | | |
| Dell Server | 8.6 | | | | |
| IBM Server & Systems | 8.6 | | | | |

Midsize organization lowest scores for each VendorRate benchmark

| Recommend | | Integrity | | Communication | |
|---------------------------------|-----|---------------------------------|-----|---------------------------------|-----|
| AT&T Wireless | 6.6 | HP Desktop-Laptop | 6.8 | Oracle Applications | 6.9 |
| IBM Global Services | 6.5 | AT&T Wireless | 6.8 | Microsoft Applications | 6.8 |
| AT&T | 6.2 | IBM Global Services | 6.7 | HP Desktop-Laptop | 6.8 |
| Microsoft Server/Infrastructure | 6.2 | Verizon Communications | 6.3 | AT&T Wireless | 6.8 |
| Verizon Communications | 5.8 | AT&T | 6.2 | IBM Global Services | 6.3 |
| Cisco Voice & Unified Comms | 4.8 | Microsoft Server/Infrastructure | 6.2 | AT&T | 5.6 |
| | | Cisco Voice & Unified Comms | 6.2 | Microsoft Server/Infrastructure | 5.6 |
| | | | | Verizon Communications | 5.5 |
| | | | | Cisco Voice & Unified Comms | 5.0 |

The voice of midsize organizations

This page continues the summary ratings from employees in mid-size organizations for each of the 10 VendorRate benchmarks. Top ratings for the Timeliness, Usability and Reliability benchmarks are highlighted.

Midsize company scores for the final four VendorRate benchmarks, Customer Service, Budget, Expertise and Effectiveness, are concluded on the following page.

Midsize organization highest scores for each VendorRate benchmark

| Timeliness | | Usability | | Reliability | |
|-------------------------|-----|--------------------------|-----|-------------------------|-----|
| ChemSW | 9.5 | ChemSW | 9.4 | Sun Microsystems Server | 9.6 |
| 10ZiG Technology | 9.1 | 10ZiG Technology | 9.3 | 10ZiG Technology | 9.5 |
| Oracle Software | 9.1 | Wayside Marketing | 9.3 | Wayside Marketing, Inc | 9.5 |
| Wayside Marketing | 8.8 | IBM Informix | 9.3 | IBM Informix | 9.5 |
| IBM Informix | 8.6 | Quest Software | 9.0 | ChemSW | 9.4 |
| Sun Microsystems Server | 8.6 | Hewlett-Packard Printers | 9.0 | Nortel | 9.1 |
| Dell Server | 8.5 | Sun Microsystems Server | 8.8 | HP Server | 8.8 |
| | | Oracle Software | 8.8 | IBM Server & Systems | 8.8 |
| | | Nortel | 8.8 | Dell Server | 8.7 |
| | | HP Server | 8.7 | Quest Software | 8.7 |
| | | | | HP Printers | 8.7 |
| | | | | Patrick Townsend | 8.6 |
| | | | | Oracle DB/Middleware | 8.6 |

Midsize organization lowest scores for each VendorRate benchmark

| Timeliness | | Usability | | Reliability | |
|---------------------------------|-----|---------------------------------|-----|---------------------------------|-----|
| Microsoft Applications | 6.9 | AT&T Wireless | 6.9 | Microsoft OS | 6.9 |
| AT&T Wireless | 6.6 | HP Desktop-Laptop | 6.8 | Microsoft Applications | 6.7 |
| IBM Global Services | 6.3 | Verizon Communications | 6.8 | AT&T | 6.3 |
| AT&T | 6.1 | Microsoft Server/Infrastructure | 6.6 | Microsoft Server/Infrastructure | 5.8 |
| Microsoft Server/Infrastructure | 6.0 | IBM Global Services | 6.3 | Cisco Voice & Unified Comms | 5.8 |
| Verizon Communications | 5.7 | Cisco Voice & Unified Comms | 5.2 | | |
| Cisco Voice & Unified Comms | 3.8 | | | | |

Midsize organization highest scores for each VendorRate benchmark

| Customer Service | | Budget | | Expertise | | Effectiveness | |
|-------------------------|-----|-------------------|-----|-------------------------|-----|-------------------------|-----|
| ChemSW | 9.9 | 10ZiG Technology | 9.0 | ChemSW | 9.9 | ChemSW | 9.6 |
| Wayside Marketing | 9.5 | IBM Informix | 8.8 | 10ZiG Technology | 9.4 | 10ZiG Technology | 9.5 |
| 10ZiG Technology | 9.4 | Wayside Marketing | 8.7 | Wayside Marketing | 9.3 | IBM Informix | 9.3 |
| IBM Informix | 9.0 | ChemSW | 8.5 | Sun Microsystems Server | 9.0 | Wayside Marketing | 9.2 |
| Sun Microsystems Server | 8.8 | HP Server | 8.2 | IBM Informix | 8.9 | Sun Microsystems Server | 9.2 |
| Dell Server | 8.8 | Vizioncore | 8.1 | Quest Software | 8.7 | Oracle Software | 8.9 |
| | | Nortel | 8.0 | Oracle Software | 8.6 | HP Printers | 8.7 |
| | | | | IBM Server & Systems | 8.6 | Nortel | 8.7 |
| | | | | | | Quest Software | 8.6 |

Midsize organization lowest scores for each VendorRate benchmark

| Customer Service | | Budget | | Expertise | | Effectiveness | |
|---------------------------------|-----|---------------------------------|-----|---------------------------------|-----|---------------------------------|-----|
| AT&T Wireless | 6.8 | Oracle Database/ | | AT&T | 6.9 | IBM Global Services | 6.7 |
| Oracle Applications | 6.7 | Middleware | 6.7 | HP Desktop-Laptop | 6.8 | HP Desktop-Laptop | 6.6 |
| Microsoft OS | 6.6 | Microsoft OS | 6.6 | Microsoft Applications | 6.7 | AT&T | 6.4 |
| HP Desktop-Laptop | 6.0 | IBM Global Services | 6.5 | Microsoft Server/Infrastructure | 6.4 | Cisco Voice & Unified Comms | 6.3 |
| IBM Global Services | 6.0 | Oracle Applications | 6.3 | Cisco Voice & Unified Comms | 6.3 | AT&T Wireless | 6.1 |
| AT&T | 6.0 | HP Desktop-Laptop | 6.2 | AT&T Wireless | 6.0 | Microsoft Server/Infrastructure | 5.8 |
| Microsoft Applications | 5.8 | AT&T Wireless | 6.1 | | | | |
| Verizon Communications | 5.3 | Microsoft Applications | 5.7 | | | | |
| Cisco Voice & Unified Comms | 4.7 | AT&T | 5.7 | | | | |
| Microsoft Server/Infrastructure | 4.6 | Microsoft Server/Infrastructure | 5.2 | | | | |
| | | Verizon Communications | 4.5 | | | | |
| | | Cisco Voice & Unified Comms | 3.2 | | | | |

The voice of Enterprise organizations

The following pages list the Top Vendors as rated by customers working for Enterprise (over 2500 employees) organizations.

GovConnection (96), IBM Informix and Xtivia maintained high scores throughout the year to take the three top spots for vendors favored by Enterprise organization IT users.

Lowest rated by small organizations

At the low end, SAP/Business Objects (56), BMC Software and Verizon recorded the lowest ratings among IT users in Enterprise organizations.

Enterprise organizations' top vendors

| Vendor | Score | Recommend | Integrity | Communication | Timeliness | Usability | Reliability | Customer Service | Budget | Expertise | Effectiveness |
|---------------------------------|-----------|-----------|-----------|---------------|------------|-----------|-------------|------------------|--------|-----------|---------------|
| GovConnection | 96 | 9.9 | 9.8 | 9.6 | 9.3 | 9.8 | 9.4 | 9.9 | 9.2 | 9.6 | 9.7 |
| IBM Informix | 95 | 9.6 | 9.7 | 9.3 | 9.4 | 9.6 | 9.9 | 9.3 | 9.3 | 9.6 | 9.8 |
| Xtivia | 95 | 9.6 | 9.9 | 9.4 | 9.3 | 9.4 | 9.6 | 9.6 | 9 | 9.5 | 9.5 |
| Nityo Infotech | 87 | 8.8 | 8.4 | 8.5 | 8.9 | 8.7 | 8.9 | 9.1 | 8.6 | 8.5 | 8.7 |
| Patrick Townsend | 86 | 8.6 | 9 | 8.6 | 8.5 | 8.2 | 8.8 | 8.7 | 8.4 | 8.8 | 8.9 |
| CDW | 86 | 8.9 | 8.6 | 8.5 | 8.5 | 8.5 | 8.8 | 8.8 | 8.4 | 8.4 | 8.8 |
| Sybase | 86 | 8.8 | 8.8 | 8.4 | 8.3 | 9.0 | 8.8 | 8.6 | 7.9 | 8.8 | 8.8 |
| Sun Microsystems Server | 86 | 8.3 | 8.6 | 8.5 | 8.6 | 9.1 | 8.8 | 8.4 | 7.5 | 9.3 | 8.8 |
| IBM Server & Systems | 83 | 8.8 | 8.5 | 7.7 | 8.2 | 8.6 | 8.5 | 7.9 | 7.2 | 8.3 | 8.8 |
| Quest Software | 83 | 8.4 | 8.1 | 8.3 | 8.1 | 8.9 | 8.5 | 8.0 | 7.2 | 8.5 | 8.8 |

Enterprise organizations' lowest rated vendors

| | | | | | | | | | | | |
|------------------------------------|-----------|-----|-----|-----|-----|-----|-----|-----|-----|-----|-----|
| Shared Technologies | 67 | 6.9 | 6.7 | 5.9 | 6.1 | 7.1 | 6.6 | 6.4 | 6.5 | 7.7 | 6.7 |
| Microsoft Operating Systems | 66 | 6.5 | 6.6 | 6.6 | 6.7 | 6.7 | 6.2 | 6.3 | 5.8 | 7.4 | 7.1 |
| AT&T Wireless | 65 | 6.3 | 6.5 | 7.2 | 6.5 | 6.6 | 6.6 | 5.9 | 6.1 | 7.1 | 6.3 |
| Oracle Consulting | 64 | 6.1 | 6.8 | 5.3 | 6.8 | 7.3 | 6.9 | 5.9 | 4.5 | 7.5 | 7.0 |
| Verizon Communications | 64 | 6.4 | 6.4 | 6.1 | 5.7 | 6.6 | 6.3 | 6.1 | 6.0 | 7.1 | 6.8 |
| Verizon Wireless | 60 | 5.9 | 5.9 | 5.8 | 6.1 | 6.8 | 6.8 | 5.9 | 5.5 | 5.4 | 5.5 |
| BMC Software | 57 | 5.6 | 5.8 | 5.9 | 6.2 | 5.8 | 5.6 | 5.8 | 5.6 | 5.4 | 5.4 |
| SAP/Business Objects | 56 | 5.6 | 6.1 | 5.8 | 4.8 | 5.4 | 6.6 | 5.6 | 4.0 | 5.9 | 6.5 |

The voice of Enterprise organizations

This page, and the two following, summarize the highest and lowest ratings received from employees in Enterprise organizations for each of VendorRate's 10 rating benchmarks. Vendors rated highest in each category are listed along with their respective scores under the green banners.

Lowest rated vendors for each of VendorRate's 10 benchmarks are listed under the red banners.

This page highlights scores from Enterprise workers for Recommend, Integrity and Communication benchmarks.

The list of benchmark ratings from Enterprise professionals concludes on page 18.

Enterprise organization highest scores for each VendorRate benchmark

| Recommend | | Integrity | | Communication | |
|--------------------------|-----|---------------------------|-----|---------------------------|-----|
| GovConnection. | 9.9 | Xtivia | 9.9 | 10ZiG Technology | 9.8 |
| VMware | 9.8 | GovConnection | 9.8 | GovConnection | 9.6 |
| IBM Informix | 9.6 | 10ZiG Technology | 9.7 | BI Consulting | 9.5 |
| Xtivia | 9.6 | IBM Informix | 9.7 | Xtivia | 9.4 |
| 10ZiG Technology | 9.5 | BI Consulting Group | 9.5 | ChemSW | 9.4 |
| ChemSW | 9.4 | VMware | 9.4 | IBM Informix | 9.3 |
| BI Consulting Group, LLC | 9.3 | ChemSW | 9.3 | VMware | 9.0 |
| CDW | 8.9 | Patrick Townsend Security | 9.0 | Solution Beacon | 8.6 |
| Solution Beacon, LLC | 8.8 | Sybase | 8.8 | Patrick Townsend Security | 8.6 |
| Nityo Infotech | 8.8 | | | Embarcadero Technologies | 8.6 |
| Sybase | 8.8 | | | | |
| IBM Server & Systems | 8.8 | | | | |

Enterprise organization lowest scores for each VendorRate benchmark

| Recommend | | Integrity | | Communication | |
|------------------------|-----|------------------------|-----|---------------------------------|-----|
| Shared Technologies | 6.9 | Oracle Consulting | 6.8 | Microsoft Applications | 6.6 |
| SAP Large Enterprise | 6.8 | Bell Canada | 6.8 | SAP Large Enterprise | 6.6 |
| Microsoft OS | 6.5 | Shared Technologies | 6.7 | Microsoft OS | 6.6 |
| Verizon Communications | 6.4 | Microsoft OS | 6.6 | IBM Global Services | 6.4 |
| AT&T Wireless | 6.3 | HP Desktop-Laptop | 6.5 | Microsoft Server/Infrastructure | 6.4 |
| Oracle Consulting | 6.1 | AT&T Wireless | 6.5 | Verizon Communications | 6.1 |
| Bell Canada | 6 | Verizon Communications | 6.4 | Shared Technologies | 5.9 |
| Verizon Wireless | 5.9 | SAP/Business Objects | 6.1 | BMC Software | 5.9 |
| BMC Software | 5.6 | Verizon Wireless | 5.9 | Verizon Wireless | 5.8 |
| SAP/Business Objects | 5.6 | BMC Software | 5.8 | Bell Canada | 5.8 |
| Sprint Nextel | 4.8 | Sprint Nextel | 5.4 | SAP/Business Objects | 5.8 |
| | | | | Oracle Consulting | 5.3 |
| | | | | Sprint Nextel | 5.2 |

The voice of Enterprise organizations

This page continues the summary ratings from employees in Enterprise organizations for each of the 10 VendorRate benchmarks. Scores for Timeliness, Usability and Reliability are listed.

Enterprise company scores for the final four VendorRate benchmarks, Customer Service, Budget, Expertise and Effectiveness, are concluded on the following page.

Enterprise organization highest scores for each VendorRate benchmark

| Timeliness | | Usability | | Reliability | |
|--------------------------|-----|-------------------------|-----|----------------------|-----|
| 10ZiG Technology | 9.8 | GovConnection | 9.8 | IBM Informix | 9.9 |
| BI Consulting Group | 9.5 | 10ZiG Technology | 9.7 | 10ZiG Technology | 9.7 |
| IBM Informix | 9.4 | IBM Informix | 9.6 | Xtivia | 9.6 |
| GovConnection | 9.3 | VMware | 9.6 | GovConnection | 9.4 |
| Xtivia | 9.3 | Xtivia | 9.4 | SAP Large Enterprise | 9.4 |
| VMware | 9.2 | Sun Microsystems Server | 9.1 | VMware | 9.2 |
| ChemSW | 9.1 | BI Consulting | 9.0 | BI Consulting Group | 9.2 |
| Embarcadero Technologies | 9.0 | Sybase | 9.0 | Solution Beacon | 9.2 |
| Nityo Infotech | 8.9 | ChemSW | 8.9 | ChemSW | 9 |
| Solution Beacon | 8.8 | Noetix | 8.9 | Nityo Infotech | 8.9 |
| | | Quest Software | 8.9 | HP Server | 8.9 |

Enterprise organization lowest scores for each VendorRate benchmark

| Timeliness | | Usability | | Reliability | |
|---------------------------------|-----|------------------------|-----|---------------------------------|-----|
| IBM Software | 6.6 | Verizon Wireless | 6.8 | PeopleSoft | 6.9 |
| Microsoft Applications | 6.6 | Microsoft OS | 6.7 | Oracle Consulting | 6.9 |
| AT&T Wireless | 6.5 | AT&T Wireless | 6.6 | Microsoft Server/Infrastructure | 6.8 |
| BMC Software | 6.2 | Verizon Communications | 6.6 | Verizon Wireless | 6.8 |
| Shared Technologies | 6.1 | Sprint Nextel | 6.0 | Shared Technologies | 6.6 |
| Verizon Wireless | 6.1 | BMC Software | 5.8 | AT&T Wireless | 6.6 |
| SAP Large Enterprise | 5.8 | SAP/Business Objects | 5.4 | SAP/Business Objects | 6.6 |
| Verizon Communications | 5.7 | Bell Canada | 5.0 | Verizon Communications | 6.3 |
| Microsoft Server/Infrastructure | 5.4 | | | Microsoft OS | 6.2 |
| Bell Canada | 5.4 | | | Bell Canada | 6.2 |
| Sprint Nextel | 5.0 | | | BMC Software | 5.6 |
| SAP/Business Objects | 4.8 | | | Sprint Nextel | 4.6 |

Enterprise organization highest scores for each VendorRate benchmark

| Customer Service | | Budget | | Expertise | | Effectiveness | |
|---------------------|-----|---------------------|-----|-------------------------|-----|---------------------------|-----|
| GovConnection. | 9.9 | 10ZiG Technology | 9.5 | 10ZiG Technology | 9.8 | IBM Informix | 9.8 |
| 10ZiG Technology | 9.8 | IBM Informix | 9.3 | GovConnection | 9.6 | 10ZiG Technology | 9.7 |
| Xtivia | 9.6 | GovConnection | 9.2 | IBM Informix | 9.6 | GovConnection | 9.7 |
| ChemSW | 9.4 | Xtivia | 9.0 | Xtivia | 9.5 | VMware | 9.6 |
| IBM Informix | 9.3 | Solution Beacon | 9.0 | BI Consulting Group | 9.5 | Xtivia | 9.5 |
| BI Consulting Group | 9.2 | BI Consulting Group | 8.8 | ChemSW | 9.4 | BI Consulting Group | 9.3 |
| Solution Beacon | 9.2 | VMware | 8.6 | Sun Microsystems Server | 9.3 | Noetix | 9.0 |
| Nityo Infotech | 9.1 | Nityo Infotech | 8.6 | VMware | 9.2 | ChemSW | 8.9 |
| Black Box | 9.0 | Dell Server | 8.6 | Solution Beacon | 9.2 | Patrick Townsend Security | 8.9 |
| VMware | 8.8 | | | | | | |
| CDW | 8.8 | | | | | | |

Enterprise organization lowest scores for each VendorRate benchmark

| Customer Service | | Budget | | Expertise | | Effectiveness | |
|----------------------------------|-----|---------------------------------|-----|---------------------------------|-----|------------------------|-----|
| Verizon Communications | 6.1 | Microsoft Applications | 5.8 | HP Desktop-Laptop | 6.9 | Verizon Communications | 6.8 |
| AT&T Wireless | 5.9 | Microsoft OS | 5.8 | PeopleSoft | 6.9 | Shared Technologies | 6.7 |
| Oracle Consulting | 5.9 | Sprint Nextel | 5.8 | Sprint Nextel | 6.4 | SAP Large Enterprise | 6.6 |
| Verizon Wireless | 5.9 | Microsoft Server/Infrastructure | 5.6 | Microsoft Server/Infrastructure | 6.0 | SAP/Business Objects | 6.5 |
| Cisco Routing & Switching | 5.8 | Bell Canada | 5.6 | SAP/Business Objects | 5.9 | AT&T Wireless | 6.3 |
| SAP Large Enterprise | 5.8 | BMC Software | 5.6 | Verizon Wireless | 5.4 | Bell Canada | 5.8 |
| BMC Software. | 5.8 | Verizon Wireless | 5.5 | Bell Canada | 5.4 | Sprint Nextel | 5.6 |
| SAP/Business Objects | 5.6 | PeopleSoft | 5.3 | BMC Software | 5.4 | Verizon Wireless | 5.5 |
| Microsoft Server/ Infrastructure | 5.4 | SAP Large Enterprise | 5.2 | | | BMC Software | 5.4 |
| Sprint Nextel | 5.4 | Oracle Consulting | 4.5 | | | | |
| | | SAP/Business Objects | 4.0 | | | | |

Vendor scores by job functions

VendorRate On Demand Reports let subscribers compare data according to a variety of criteria including the role of the contributor providing the ratings.

For example, raters with authority to Approve vendors, shown here, gave their highest scores of the year (95) to Cloud Creek Systems and 10ZIG Technology. These were followed closely by IBM Informix (94) and BI Consulting Group (92).

Likewise, raters who Approve vendors gave their lowest ratings to Dell Server (62) and AT&T (66).

Top vendor scores by raters who Approve vendors

| Approve | Score | Recommend | Integrity | Communication | Timeliness | Usability | Reliability | Customer Service | Budget | Expertise | Effectiveness |
|-----------------------------|-----------|-----------|-----------|---------------|------------|-----------|-------------|------------------|--------|-----------|---------------|
| Cloud Creek Systems | 95 | 9.6 | 9.8 | 9.4 | 9.7 | 9.7 | 9.6 | 9.6 | 8.6 | 9.3 | 9.6 |
| 10ZiG Technology | 95 | 9.3 | 9.7 | 9.4 | 9.4 | 9.6 | 9.5 | 9.6 | 9.1 | 9.6 | 9.4 |
| IBM Informix | 94 | 9.4 | 9.4 | 9.0 | 9.3 | 9.6 | 9.6 | 9.1 | 9.1 | 9.6 | 9.5 |
| BI Consulting Group | 92 | 9.4 | 9.4 | 8.9 | 9.1 | 9.3 | 9.3 | 9.3 | 8.3 | 9.4 | 9.4 |
| Apple Desktop-Laptop | 90 | 9.8 | 9.4 | 9.1 | 9.4 | 9.8 | 9.4 | 7.8 | 7.8 | 8.6 | 9.5 |
| ShoreTel | 90 | 9.1 | 8.9 | 8.7 | 8.6 | 9.6 | 9.2 | 8.8 | 9.1 | 9.1 | 9.3 |

Lowest vendor scores by raters who Approve vendors

| | | | | | | | | | | | |
|--------------------------|-----------|-----|-----|-----|-----|-----|-----|-----|-----|-----|-----|
| AT&T | 66 | 6.5 | 6.5 | 5.6 | 6.1 | 7.4 | 8 | 6.1 | 6.4 | 7.1 | 6.4 |
| AT&T Wireless | 66 | 6.4 | 6.7 | 6.8 | 6.5 | 6.4 | 7.1 | 6.8 | 5.7 | 6.8 | 6.4 |
| Dell Server | 62 | 6.0 | 6.5 | 5.3 | 5.5 | 7.1 | 6.7 | 5.3 | 7.3 | 6.1 | 6.5 |

Vendor scores by job functions

Raters who Install and Implement vendor solutions rated IBM Informix (95) their top vendor of the year, followed closely by ChemSW and 10ZIG Technology.

The same group of hands-on professionals rated Verizon, AT&T Wireless and Microsoft Server/Infrastructure at the low end of their preference.

Top vendor scores by raters who Install or Implement products or services

| Install/Implement | Score | Recommend | Integrity | Communication | Timeliness | Usability | Reliability | Customer Service | Budget | Expertise | Effectiveness |
|--------------------------|-----------|-----------|-----------|---------------|------------|-----------|-------------|------------------|--------|-----------|---------------|
| IBM Informix | 95 | 9.6 | 9.6 | 9.2 | 9.3 | 9.6 | 9.8 | 9.2 | 8.9 | 9.7 | 9.7 |
| ChemSW | 94 | 9.6 | 9.6 | 9.5 | 9.5 | 9.1 | 9.3 | 9.8 | 8.3 | 9.7 | 9.4 |
| 10ZIG Technology | 92 | 9.1 | 9.3 | 9.1 | 9.1 | 9.3 | 9.4 | 9.3 | 9.0 | 9.4 | 9.3 |
| ShoreTel | 89 | 9.0 | 8.9 | 8.5 | 8.1 | 9.5 | 9.1 | 8.8 | 8.9 | 9.1 | 9.2 |
| Wayside Marketing | 89 | 9.0 | 8.9 | 8.4 | 8.8 | 9.0 | 9.3 | 9.4 | 8.2 | 9.1 | 9.0 |
| Quest Software | 87 | 8.9 | 8.6 | 8.5 | 8.6 | 9.1 | 8.9 | 8.7 | 7.8 | 9.0 | 9.1 |

Lowest vendor scores by raters Install or Implement products or services

| | | | | | | | | | | | |
|--|-----------|-----|-----|-----|-----|-----|-----|-----|-----|-----|-----|
| Oracle Consulting | 64 | 6.3 | 6.9 | 5.6 | 6.7 | 7.0 | 6.8 | 5.5 | 4.7 | 7.4 | 7.0 |
| Microsoft Server/Infrastructure | 60 | 6.7 | 6.8 | 5.8 | 5.7 | 6.2 | 6.5 | 4.2 | 5.4 | 6.1 | 6.6 |
| AT&T Wireless | 59 | 5.7 | 6.2 | 6.2 | 5.9 | 5.6 | 6.2 | 6.3 | 5.4 | 5.8 | 5.7 |
| Verizon Communications | 58 | 5.8 | 6.1 | 5.2 | 5.1 | 6.2 | 6.3 | 5.2 | 5.3 | 6.7 | 6.4 |

Vendor scores by job functions

Raters who Manage Teams of IT professionals rated the business performance of IBM Informix (96) and ChemSW at the top for 2009.

AT&T (62) and Verizon brought up the rear among IT team managers in 2009.

Top vendor scores by raters who Manage Teams

| Manage Team | Score | Recommend | Integrity | Communication | Timeliness | Usability | Reliability | Customer Service | Budget | Expertise | Effectiveness |
|----------------------------|-----------|-----------|-----------|---------------|------------|-----------|-------------|------------------|--------|-----------|---------------|
| IBM Informix | 96 | 9.7 | 9.7 | 9.3 | 9.4 | 9.7 | 9.9 | 9.4 | 9.3 | 9.8 | 9.8 |
| ChemSW | 95 | 9.5 | 9.5 | 9.5 | 9.6 | 9.4 | 9.4 | 10 | 8.6 | 9.6 | 9.4 |
| ShoreTel | 93 | 9.5 | 9.3 | 9.0 | 8.8 | 9.8 | 9.3 | 9.4 | 9.4 | 9.1 | 9.5 |
| Cloud Creek Systems | 92 | 9.6 | 9.4 | 9.0 | 9.3 | 9.3 | 9.4 | 9.3 | 8.4 | 9.1 | 9.2 |
| CDW | 87 | 8.9 | 8.8 | 8.8 | 8.4 | 8.7 | 8.9 | 9.3 | 8.4 | 8.3 | 8.7 |
| Quest Software | 85 | 8.5 | 8.4 | 8.4 | 8.4 | 9.3 | 8.9 | 8.3 | 7.5 | 9.0 | 8.5 |
| Sybase | 85 | 8.6 | 8.6 | 8.1 | 8.4 | 8.5 | 8.7 | 8.2 | 8.4 | 8.3 | 8.8 |
| Dell Server | 85 | 8.8 | 8.8 | 8.2 | 8.2 | 8.7 | 8.5 | 8.6 | 8.0 | 8.6 | 8.8 |

Lowest vendor scores by raters who Manage Teams

| | | | | | | | | | | | |
|-------------------------------|-----------|-----|-----|-----|-----|-----|-----|-----|-----|-----|-----|
| Verizon Communications | 68 | 7.0 | 7.3 | 6.7 | 6.2 | 7.0 | 7.3 | 7.0 | 5.9 | 7.1 | 6.8 |
| AT&T Wireless | 64 | 6.2 | 6.2 | 6.9 | 6.3 | 6.3 | 7.1 | 6.2 | 5.9 | 6.7 | 6.4 |
| AT&T | 62 | 5.8 | 6.2 | 5.3 | 5.6 | 7.2 | 7.7 | 5.8 | 6.2 | 6.5 | 5.9 |

Vendor scores by job functions

Professionals who Purchase IT solutions preferred the business performance of 10ZIG Technology (94) and IBM Informix.

AT&T and Verizon had the lowest scores when rated by the people who purchase IT technology and services.

Top vendor scores by raters who Purchase IT products and services

| Purchase | Score | Recommend | Integrity | Communication | Timeliness | Usability | Reliability | Customer Service | Budget | Expertise | Effectiveness |
|----------------------------------|-----------|-----------|-----------|---------------|------------|-----------|-------------|------------------|--------|-----------|---------------|
| 10ZiG Technology | 94 | 9.3 | 9.5 | 9.3 | 9.3 | 9.5 | 9.4 | 9.5 | 9.0 | 9.5 | 9.4 |
| IBM Informix | 93 | 9.3 | 9.3 | 8.9 | 9.2 | 9.4 | 9.6 | 9.2 | 8.9 | 9.5 | 9.5 |
| ShoreTel | 89 | 8.8 | 8.7 | 8.8 | 8.5 | 9.5 | 9.1 | 8.6 | 8.6 | 8.9 | 9.1 |
| APC | 89 | 9.1 | 9.1 | 8.9 | 8.5 | 8.9 | 9.4 | 8.6 | 8.0 | 9.0 | 9.1 |
| Patrick Townsend Security | 86 | 8.8 | 8.9 | 8.6 | 8.1 | 8.5 | 8.8 | 8.5 | 8.4 | 8.7 | 8.9 |

Lowest vendor scores by raters who Purchase IT products and services

| | | | | | | | | | | | |
|-------------------------------|-----------|-----|-----|-----|-----|-----|-----|-----|-----|-----|-----|
| Belkin | 68 | 6.6 | 7.1 | 6.4 | 6.9 | 7.1 | 6.6 | 6.1 | 7.8 | 6.4 | 7.0 |
| AT&T | 65 | 6.3 | 6.7 | 5.9 | 6.2 | 7.1 | 7.2 | 6.2 | 6.3 | 6.7 | 6.6 |
| Verizon Communications | 64 | 6.5 | 6.5 | 5.9 | 6.4 | 7.0 | 6.6 | 5.9 | 6.0 | 6.9 | 6.5 |
| AT&T Wireless | 61 | 6.2 | 6.2 | 6.2 | 6.1 | 6.2 | 6.7 | 6.2 | 5.2 | 6.1 | 6.1 |

Vendor scores by job functions

IT professionals with responsibility to Recommend IT solutions gave their three highest scores to ChemSW, 10ZIG Technology and IBM Informix.

The IT vendors less likely to be recommended were Microsoft Server/Infrastructure, AT&T Wireless and Verizon.

Top and lowest vendor scores by raters who Recommend technology vendors

| Recommend | Score | Recommend | Integrity | Communication | Timeliness | Usability | Reliability | Customer Service | Budget | Expertise | Effectiveness |
|----------------------------------|-----------|-----------|-----------|---------------|------------|-----------|-------------|------------------|--------|-----------|---------------|
| ChemSW | 96 | 10 | 9.9 | 9.9 | 10 | 9.4 | 9.3 | 10 | 8.5 | 10 | 9.5 |
| 10ZiG Technology | 96 | 9.5 | 9.7 | 9.5 | 9.5 | 9.6 | 9.6 | 9.6 | 9.3 | 9.7 | 9.7 |
| IBM Informix | 95 | 9.6 | 9.5 | 9.2 | 9.3 | 9.6 | 9.8 | 9.3 | 9.0 | 9.6 | 9.8 |
| IBM Server & Systems | 89 | 9.4 | 9.2 | 8.4 | 8.8 | 9.0 | 9.3 | 8.8 | 7.8 | 8.9 | 9.2 |
| Apple Desktop-Laptop | 88 | 9.5 | 9.2 | 8.6 | 8.8 | 9.5 | 9.4 | 7.8 | 7.4 | 8.8 | 9.4 |
| Quest Software | 88 | 9.0 | 8.8 | 8.6 | 8.7 | 9.2 | 9.0 | 8.8 | 7.8 | 9.1 | 9.2 |
| ShoreTel | 88 | 8.8 | 8.8 | 8.5 | 8.2 | 9.5 | 9.3 | 8.3 | 8.8 | 9.0 | 9.1 |
| Nityo Infotech | 88 | 8.8 | 9.0 | 8.8 | 8.8 | 9.0 | 8.9 | 8.9 | 8.6 | 8.8 | 8.9 |
| Patrick Townsend Security | 88 | 8.9 | 9.1 | 8.6 | 8.5 | 8.5 | 9.1 | 8.8 | 8.4 | 8.9 | 9.0 |

Lowest vendor scores by raters who Recommend technology vendors

| | | | | | | | | | | | |
|--|-----------|-----|-----|-----|-----|-----|-----|-----|-----|-----|-----|
| Verizon Communications | 66 | 6.5 | 6.7 | 5.7 | 6.6 | 7.3 | 7.3 | 6.2 | 5.4 | 6.9 | 7.0 |
| AT&T Wireless | 64 | 6.1 | 6.5 | 6.7 | 6.1 | 6.5 | 6.8 | 5.9 | 6.4 | 7.0 | 6.1 |
| Microsoft Server/Infrastructure | 57 | 6.4 | 6.5 | 5.4 | 5.4 | 5.9 | 6.1 | 3.8 | 5.3 | 5.6 | 6.3 |

Vendor scores by job functions

IT professionals who Research tech vendors gave scores of 90 or above to 10ZIG Technology and IBM Informix, followed by ShoreTel, ChemSW and Apple.

Vendor researchers gave their lowest scores to Microsoft Server/Infrastructure (57), AT&T, Shared Technologies and Verizon.

Top and lowest vendor scores by raters who Research technology vendors

| Research | Score | Recommend | Integrity | Communication | Timeliness | Usability | Reliability | Customer Service | Budget | Expertise | Effectiveness |
|----------------------------------|-----------|-----------|-----------|---------------|------------|-----------|-------------|------------------|--------|-----------|---------------|
| 10ZIG Technology | 95 | 9.4 | 9.7 | 9.5 | 9.3 | 9.5 | 9.5 | 9.6 | 9.3 | 9.7 | 9.6 |
| IBM Informix | 95 | 9.6 | 9.5 | 9.1 | 9.3 | 9.6 | 9.8 | 9.3 | 9.0 | 9.6 | 9.8 |
| ShoreTel | 92 | 9.4 | 9.3 | 8.8 | 8.9 | 9.7 | 9.5 | 9.2 | 8.9 | 9.3 | 9.4 |
| ChemSW | 93 | 9.5 | 9.4 | 9.5 | 9.4 | 9.1 | 9.1 | 9.8 | 8.3 | 9.5 | 9.0 |
| Apple Desktop-Laptop | 91 | 9.6 | 9.4 | 9.1 | 9.3 | 9.7 | 9.5 | 8.2 | 8.0 | 9.0 | 9.5 |
| Patrick Townsend Security | 89 | 9.0 | 9.2 | 8.8 | 8.6 | 8.5 | 9.1 | 8.9 | 8.6 | 9.0 | 9.1 |
| Quest Software | 88 | 9.0 | 8.6 | 8.6 | 8.6 | 9.1 | 9.0 | 8.8 | 8.4 | 9.0 | 9.2 |
| Wayside Marketing | 88 | 9.0 | 8.9 | 8.4 | 8.8 | 8.9 | 9.3 | 9.4 | 8.0 | 8.9 | 8.9 |

Lowest vendor scores by raters who Research technology vendors

| | | | | | | | | | | | |
|--|-----------|-----|-----|-----|-----|-----|-----|-----|-----|-----|-----|
| AT&T | 66 | 6.4 | 6.4 | 6.1 | 6.0 | 7.7 | 7.4 | 6.8 | 6.1 | 6.9 | 6.4 |
| Verizon Communications | 65 | 6.5 | 6.8 | 5.9 | 6.3 | 6.8 | 7.1 | 6.3 | 5.5 | 7.0 | 6.6 |
| Shared Technologies | 64 | 6.7 | 6.3 | 5.8 | 6.1 | 6.6 | 6.2 | 6.3 | 6.1 | 7.3 | 6.2 |
| AT&T Wireless | 63 | 6.3 | 6.5 | 6.6 | 6.4 | 6.0 | 6.0 | 6.1 | 6.5 | 6.5 | 6.0 |
| Microsoft Server/Infrastructure | 57 | 6.4 | 6.5 | 5.4 | 5.6 | 5.8 | 6.1 | 6.1 | 5.6 | 5.6 | 6.3 |

Vendor scores by job functions

Systems Administrators gave their highest scores to 10ZIG Technology, ChemSw and IBM Informix, with scores above 90.

Microsoft Server/Infrastructure (59), AT&T, Shared Technologies and Verizon received the lowest ratings by this group of administrators.

Top and lowest vendor scores by raters who are Systems Administrators

| Systems Administrator | Score | Recommend | Integrity | Communication | Timeliness | Usability | Reliability | Customer Service | Budget | Expertise | Effectiveness |
|----------------------------------|-----------|-----------|-----------|---------------|------------|-----------|-------------|------------------|--------|-----------|---------------|
| 10ZIG Technology | 97 | 9.5 | 9.7 | 9.6 | 9.5 | 9.8 | 9.8 | 9.9 | 9.4 | 9.8 | 9.7 |
| ChemSW | 94 | 9.6 | 9.6 | 9.6 | 9.5 | 9.3 | 9.2 | 9.8 | 8.6 | 9.6 | 9.4 |
| IBM Informix | 94 | 9.5 | 9.5 | 9.1 | 9.2 | 9.6 | 9.8 | 9.8 | 8.8 | 9.6 | 9.7 |
| ShoreTel | 89 | 9.0 | 8.9 | 8.8 | 8.3 | 9.5 | 9.2 | 9.1 | 8.9 | 8.8 | 9.2 |
| Sun Microsystems Server | 88 | 8.9 | 9.0 | 8.8 | 9.1 | 9.3 | 9.4 | 8.8 | 7.4 | 9.0 | 9.2 |
| Quest Software | 86 | 8.8 | 8.3 | 8.4 | 8.6 | 9.0 | 8.9 | 8.3 | 7.6 | 9.0 | 8.9 |
| Sybase | 85 | 8.7 | 8.7 | 8.3 | 8.3 | 8.9 | 8.8 | 8.6 | 7.8 | 8.7 | 8.8 |
| Patrick Townsend Security | 85 | 8.7 | 8.8 | 8.4 | 8.1 | 8.3 | 8.8 | 8.5 | 8.2 | 8.6 | 8.7 |

Lowest vendor scores by raters who are Systems Administrators

| | | | | | | | | | | | |
|--|-----------|-----|-----|-----|-----|-----|-----|-----|-----|-----|-----|
| AT&T Wireless | 65 | 6.3 | 6.6 | 6.9 | 6.4 | 6.8 | 7.1 | 6.5 | 6.2 | 6.4 | 6.2 |
| Verizon Communications | 64 | 6.7 | 6.8 | 5.8 | 6.1 | 6.9 | 7.0 | 6.6 | 5.7 | 6.6 | 6.6 |
| AT&T | 62 | 5.7 | 6.2 | 5.4 | 5.4 | 7.3 | 7.5 | 5.9 | 5.7 | 5.9 | 5.8 |
| Microsoft Server/Infrastructure | 59 | 6.4 | 6.5 | 6.0 | 5.5 | 6.0 | 6.1 | 6.6 | 5.8 | 5.9 | 6.5 |

Vendor scores by job functions

IT professionals who Manage Vendors selected IBM Informix as their top vendor of the year, 10 points ahead of runner up, Patrick Townsend Security Solutions.

Verizon, AT&T and Dell Server were not so well received, garnering the lowest scores among this group of managers.

Top vendor scores by raters who Manage Vendors

| Vendor Management | Score | Recommend | Integrity | Communication | Timeliness | Usability | Reliability | Customer Service | Budget | Expertise | Effectiveness |
|----------------------------------|-----------|-----------|-----------|---------------|------------|-----------|-------------|------------------|--------|-----------|---------------|
| IBM Informix | 98 | 9.9 | 9.9 | 9.6 | 9.7 | 9.9 | 10 | 4.3 | 9.5 | 9.9 | 9.9 |
| Patrick Townsend Security | 88 | 9 | 9.2 | 8.6 | 8.4 | 8.4 | 9.1 | 8.9 | 8.2 | 9.1 | 9.2 |
| Vizioncore | 82 | 8.4 | 8.5 | 8.1 | 8.2 | 8.2 | 8.3 | 8.7 | 7.8 | 8.2 | 8.6 |
| Nortel | 81 | 8.5 | 8 | 7.4 | 7.5 | 8.8 | 9.2 | 8.2 | 7.5 | 8.5 | 8.5 |

Lowest vendor scores by raters who Manage Vendors

| | | | | | | | | | | | |
|-------------------------------|-----------|-----|-----|-----|-----|-----|-----|-----|-----|-----|-----|
| Dell Server | 68 | 6.6 | 6.7 | 6.0 | 5.8 | 7.5 | 7.2 | 6.8 | 7.8 | 6.6 | 7.2 |
| AT&T | 64 | 6.0 | 6.1 | 5.4 | 5.9 | 6.9 | 7.9 | 6.3 | 6.1 | 6.6 | 6.0 |
| AT&T Wireless | 61 | 6.0 | 6.4 | 6.0 | 6.2 | 5.7 | 6.6 | 6.4 | 6.1 | 6.1 | 5.9 |
| Verizon Communications | 61 | 6.3 | 6.4 | 5.5 | 5.7 | 6.5 | 6.5 | 6.4 | 5.5 | 6.7 | 6.5 |

Vendor scores by industry

This page lists aggregated average scores of all vendors rated in a given industry.

The Financial Services, Governance, Legal & Government Software industry edged the Internet Retail and Computer & Software Retail industries with the highest average scores for the year.

Data Network Operators and Wireless service providers trailed all IT industries with the lowest ratings for the year.

Detailed industry reports

VendorRate subscribers can view detailed reports of top and bottom vendor performance within their specific industries.

Scoring by Industry 2009

| Industry | Overall Score | Industry | Overall Score |
|---|---------------|---|---------------|
| Financial Services, Governance, Legal & Gov. Sw | 93 | Enterprise Application Integration Software | 77 |
| Internet Retail | 90 | Computer Networking Equipment | 77 |
| Computer & Software Retail | 90 | Collaborative Software | 77 |
| Manufacturing, Warehousing & Industrial Sw | 88 | Routing & Switching Equipment | 76 |
| Outsourced Development | 86 | Process Control Software | 76 |
| Memory Chips & Modules | 86 | MSDS, Safety & Compliance Software | 76 |
| Semiconductors | 85 | Information & Records Management Services | 76 |
| Security Products | 85 | Development Tools, Operating Systems & Utilities Sw | 76 |
| Security Network & Encryption Devices | 84 | Content & Document Management Software | 76 |
| Wireless Software | 82 | Supply Chain Management & Logistics Software | 75 |
| Virtualization | 82 | Data Archiving | 75 |
| Messaging, Conferencing & Communications Sw | 82 | Wireless Networking Equipment | 74 |
| Workstations & Thin Clients | 81 | Telecommunications Equipment | 74 |
| Security Software | 81 | Networking & Connectivity Software | 74 |
| Optical Disk & Magnetic Tape Storage | 81 | Network Access & Communication Devices | 74 |
| Mass Storage Systems | 81 | Enterprise Resource Planning Software | 74 |
| Information Technology Services | 81 | Internet Search & Navigation Services | 73 |
| Information Collection & Delivery | 81 | Accounting & Finance Software | 73 |
| Database & File Management Software | 81 | Telecom Equipment Distribution & Support | 72 |
| Servers & Mainframes | 80 | Customer Relationship Management (CRM), | |
| Security & Monitoring Equipment | 80 | Marketing & Sales Software | 72 |
| Enterprise Telecommunications Equipment | 80 | E-commerce Software | 70 |
| Computer Products Distribution & Support | 80 | Computer Input Devices & Speakers | 70 |
| Business Intelligence Software | 80 | Wireless Broadband Service Equipment | 69 |
| Storage & Systems Management Software | 79 | Storage Networking Equipment | 69 |
| Data Integration | 79 | Data Services | 67 |
| Consulting and Integration Services | 79 | Internet & Online Services Providers | 66 |
| Cloud Computing | 79 | Managed Network Services | 65 |
| Printing & Imaging Equipment | 78 | Wireless Communications Services | 64 |
| Computer Peripherals | 78 | Wireless Network Operators | 63 |
| Wireless Telecommunications Equipment | 77 | Wireless Telecommunications Resellers | 62 |
| Personal Computers | 77 | Data Network Operators | 62 |

Top vendors by industry

Only vendors rated Exceptional (80 or above) in their respective tech industries are included in the VendorRate top-rated listings.

Categories are listed in alphabetical order. Note that some vendors are named in multiple categories, indicating that they were rated Exceptional by professionals in more than one industry.

Top rated vendors by Industry 2009

| Industry | Vendor | Score |
|---|--------------------------------------|-------|
| Business Intelligence Software | Noetix | 85 |
| Chemical Industry Software | ChemSW | 93 |
| Collaborative Software | Sybase | 85 |
| Computer & Software Retail | GovConnection | 97 |
| Computer Networking Equipment | SonicWALL | 84 |
| Computer Peripherals | Logitech | 87 |
| Consulting and Integration Services | Cloud Creek Systems | 93 |
| Data Integration | Quest Software | 85 |
| Database & File Management Software | IBM Informix | 94 |
| Development Tools, Operating Systems & Utilities Software | Apple Operating Systems and Software | 92 |
| Engineering, Scientific & CAD/CAM Software | ChemSW | 93 |
| Enterprise Application Integration Software | Quest Software | 85 |
| Enterprise Resource Planning Software | Oracle Software | 80 |
| Enterprise Telecommunications Equipment | ShoreTel | 89 |
| Financial Services, Governance, Legal & Government Software | ChemSW | 93 |
| Internet Retail | GovConnection | 97 |
| Manufacturing, Warehousing & Industrial Software | ChemSW | 93 |
| Memory Chips & Modules | Kingston Technology | 88 |
| Outsourced Development | Nityo Infotech | 86 |
| Personal Computers | Apple Desktop-Laptop | 81 |
| Routing & Switching Equipment | Cisco Routing & Switching | 80 |
| Security Network & Encryption Devices | 10ZiG Technology | 92 |
| Security Products | Patrick Townsend Security Solutions | 85 |
| Semiconductors | Intel | 87 |
| Servers & Mainframes | Sun Microsystems Server | 84 |
| Storage & Systems Management Software | VMware | 86 |
| Telecommunications Equipment | Black Box Network Services | 82 |
| Virtualization | VMware | 86 |
| Wireless Broadband Service Equipment | Cisco Routing & Switching | 80 |
| Wireless Telecommunications Equipment | Black Box Network Services | 82 |
| Workstations & Thin Clients | 10ZiG Technology | 92 |

About VendorRate

How VendorRate puts Business Performance scores online

VendorRate is a powerful web-based comparison tool that lets IT users rate vendor performance using 10 benchmarks.

Rating is confidential and takes about three minutes. Aggregated totals and benchmark scores are available online. The benchmarks are Recommend, Integrity, Communication, Timeliness, Usability, Reliability, Customer Service, Budget, Expertise and Effectiveness.

Compare vendors to get the information you need

VendorRate subscribers compare vendors using a unique, customizable Vendor Compare list that provides 1.4 million possible views of a rating. Comparisons may include product level analysis, the organization's size (small, midsize or Enterprise), prior experience with a vendor, the rater's job function, project status and the geographical regions where the products or services were delivered.

Customer voices are heard on VendorRate

VendorRate provides the following services:

- Identifies exceptional vendors
- Helps reduce risk prior to making a purchase
- Provides valuable vendor comparison data
- Gives marketers quantifiable business performance data
- An important new due diligence tool to supplement industry analysts



Compare Vendors by Industry

Select Industry: Select from My Lists: **Rick's Compare List**

Ranking Company Size (Any Size) Prior Experience with Vendor (Any Experience) Member Rating Role (Any Role) **Clear**

Rating Time Frame (Any Timeframe) Delivery Region (USA-All Regions) Project Status (Full Use)

Lowest Score (5 Stars) Highest Score (Any Stars) Evaluation Style (Any Style) **Go**

| Name | # of Ratings | Overall Score | Recommend | Integrity | Communication | Timeliness | Usability | Reliability | Customer Service | Budget | Expertise | Effectiveness |
|----------------------------------|--------------|---------------|-----------|-----------|---------------|------------|-----------|-------------|------------------|--------|-----------|---------------|
| Dell Server | 18 | 84 | 8.7 | 8.7 | 8.1 | 7.7 | 8.5 | 9.1 | 7.8 | 8.3 | 8.6 | 8.6 |
| Seagate Small B. Hardw. Business | 17 | 83 | 8.7 | 8.2 | 7.8 | 8.2 | 8.5 | 8.8 | 8.0 | 8.2 | 8.7 | 8.6 |
| Dell Desktop Notebook | 20 | 75 | 8.0 | 8.2 | 7.5 | 7.9 | 8.3 | 7.9 | 7.1 | 8.0 | 7.7 | 8.6 |
| Ekahart | 1 | 72 | 7.0 | 8.0 | 4.0 | 8.0 | 7.0 | 8.0 | 7.0 | 6.0 | 7.0 | 1.0 |
| Verizon Wireless, Inc. | 7 | 71 | 7.6 | 7.8 | 7.1 | 8.7 | 7.4 | 7.7 | 6.4 | 5.9 | 7.8 | 7.1 |
| Microsoft Operating Systems | 6 | 65 | 6.8 | 7.8 | 7.3 | 7.3 | 6.8 | 5.7 | 6.2 | 4.8 | 6.3 | 6.3 |
| Lenovo | 2 | 65 | 6.8 | 7.5 | 6.5 | 7.5 | 6.8 | 5.8 | 7.8 | 6.5 | 7.8 | 5.5 |

The VendorRate Compare List gives users up to 1.4 million personalized side-by-side views of vendor ratings in any category or combination of categories.

Step 1 Rate Vendor

After a score for the 10 criteria (click on the column that fits better best)

| Scoring Criteria | Poor | Average | Exceptional |
|------------------|------|---------|-------------|
| Recommend | 1 | 2 | 3 |
| Integrity | 1 | 2 | 3 |
| Communication | 1 | 2 | 3 |
| Timeliness | 1 | 2 | 3 |
| Usability | 1 | 2 | 3 |
| Reliability | 1 | 2 | 3 |
| Customer Service | 1 | 2 | 3 |
| Budget | 1 | 2 | 3 |
| Expertise | 1 | 2 | 3 |
| Effectiveness | 1 | 2 | 3 |

Products, Brands, or Services Used (required)

What Worked Best? (optional)

What Did Not Work? (optional)

Words of Wisdom? (optional)

Step 2 Rate Vendor

One Time or Repeat Customer?

My role when working with the vendor was (select all that apply):

The status of the project is:

The project was delivered in the region?

The project occurred in the timeframe:

My preferred confidentiality level is: Anonymous

I certify that I have done business with Microsoft® Applications in the timeframe selected above.

Submit Rating **Cancel**

Important! When you finish rating, be sure to complete our simple registration page, so that your rating can be included on VendorRate.com.

VendorRate users confidentially complete a simple rating form to rank vendors in 10 categories. Comment fields are available for raters to record product information, suggestions and user experiences.

Customer satisfaction ratings by Sample customers

Overall Score: **84 - Exceptional**
0 100
Number of Ratings: 13
Rate

| Criteria | Score | Satisfaction Level |
|------------------|-------|--------------------|
| Recommend | 8.9 | Exceptional |
| Integrity | 8.5 | Exceptional |
| Communication | 8.1 | Exceptional |
| Timeliness | 8.3 | Exceptional |
| Usability | 8.5 | Exceptional |
| Reliability | 9.0 | Exceptional |
| Customer Service | 8.2 | Exceptional |
| Budget | 7.1 | Average |
| Expertise | 8.8 | Exceptional |
| Effectiveness | 8.8 | Exceptional |

VendorRate Scorecards identify Exceptional from Average vendors. Users can rate vendors themselves, see how vendors rate with their customers, or compare ratings.

The VendorRate charter

- **Transparency must protect identity** — VendorRate balances the need for truthful and open information with the risks associated with disclosing the identity of the rater. Raters are validated by their business email address, but the rater's identity and organization are never disclosed.
- **Sources must be trustworthy** — VendorRate is vendor neutral. To ensure independent relationships with all vendors, VendorRate accepts no corporate advertising, and we partner only with independent trade associations and user groups. All rating scores are posted regardless of the potential for a positive or negative impact on a vendor.
- **Rating Information must be standard and quantifiable** — VendorRate numerical scores provide vendor comparisons and industry "best of class" rankings. VendorRate benchmarks help customers leverage contract negotiations with data about specific strengths and weaknesses as evaluated by existing customers.
- **Make online summary information free and charge for more advanced use** — VendorRate permits businesses of all sizes to rate vendors and view scores. The affordable annual subscription service provides comprehensive data analytics for customers requiring more detail for their due diligence efforts.
- **VendorRate requires raters to confirm their identity** by providing a verifiable business email address, which also prevents employees from rating their own company. The identity of a rater is kept confidential at all times.
- **VendorRate has implemented processes to identify systemic abuse and improve the reliability of the overall rating information.** Individual ratings and comments should be viewed as a single data point.



VendorRate gives a voice to IT professionals and user groups by providing reliable user-generated measurements to reduce risk and enhance marketing, sales, purchasing and management.

Web 2.0

A wave of new Internet technologies is transforming how Enterprise companies do business with other businesses. While the media continues to focus on unique ways people communicate with friends, share music, and track areas of interest, business is now adopting Web 2.0 strategies that reduce risk when considering IT purchases and aid management.

Web 2.0 Adapted for Business Use

According to Wikipedia, "Web 2.0 is a term describing the trend in the use of World Wide Web technology and web design that aims to enhance creativity, information sharing, and, most notably, collaboration among users." Although there are many parallels in "new Internet" use between the consumer and corporate worlds, Web 2.0 for business must play by a slightly different set of rules that takes into account the risks and responsibilities found in the Enterprise while continuing to provide open, accurate and reliable information.

Power shifts from vendors to users

Some of the most transformative aspects of Web 2.0 for business are new decision making tools for the IT community. Business users sharing hands-on experience can be found in blogs, discussion groups and forums. Feedback from peers and colleagues provides trusted information about vendors, products, and services. When reliable, these resources help the Enterprise significantly reduce risk prior to making technology and/or financial commitments.

VendorRate adapts the Web 2.0 philosophies of collaboration and transparency with special rules required for use by the Enterprise.

Come the revolution

The "collective voice of the customer" is also a powerful information supplement to reviews provided by analysts and media. New data resources like VendorRate diminish the selective information or deliberate spin often delivered by corporate marketing departments. (When is the last time a vendor published case study or white paper that demonstrated it was *not* the best in class?)

For Vendors

VendorRate is vendor neutral. Our goal is to provide accurate business performance information for each vendor listed. We encourage IT vendors to take full advantage of our transparent rating system.

- Any B2B technology vendor can be listed free of charge — There are currently over 15,000 vendor names in the VendorRate system. Users routinely add new vendor names and information using a simple “Add a Vendor” function. Any vendor can do the same to start to collect ratings for their company.
- Customers can rate vendors free of charge — Any customer can visit VendorRate.com at any time to rate their experience with your company. See the previous page of this report for a description of the VendorRate Charter.
- All vendor summary scores are visible free of charge — Any visitor to VendorRate.com can enter a vendor name to view that company’s current scorecard. VendorRate only charges for detailed views of a vendor’s score, including vendor comparisons and drill-down reports.

Is your company listed accurately?

VendorRate lists basic vendor information including a company’s correct name, headquarters location and web address. Please review your organization’s information to make sure the correct name, location or division is listed.

A few simple steps can ensure that information about your company is entered accurately on VendorRate.

- *Is your company information up to date?*
To update your current listing or to be added to the VendorRate system, email vendors@VendorRate.com.
- *Are you listed in the proper category?*
Vendor names are grouped into industry categories for quick analysis. Make sure your company or division is listed in the proper category so your prospects and customers can easily find you.
- *Are your competitors listed?*
VendorRate’s competitive comparison feature relies on accurate company information. Make sure competitors are accurately listed for a clear point-by-point analysis of your performance against theirs.

Use VendorRate for your own customer surveys

VendorRate may be used by vendors, user groups or researchers to supplement internal surveys or as an independent research tool.

- *How does VendorRate data compare to your internal customer satisfaction service?*
VendorRate surveys are a powerful tool to supplement internal or third-party surveys. VendorRate is the only online, fully transparent rating system that can offer a “street-level” view of tech vendor performance.
- *Does VendorRate conduct private rating surveys?*
VendorRate is vendor-neutral and does not solicit ratings for any vendor. Rating information is always transparent.

- *Does VendorRate help companies do their own customer satisfaction surveys?*
Yes. Vendors who want to ask their customers to rate them on VendorRate are welcome to do so. VendorRate provides email templates, widgets and other tools to help vendors solicit ratings from their customers and publicize the results.
- *Can user groups do rating campaigns on behalf of the vendor they represent?*
User groups are an excellent source of vendor performance data and may want to use VendorRate to survey their members independently or in cooperation with the vendors they represent. VendorRate provides tools to help vendors solicit ratings from their members and publicize the results.






Use VendorRate to get real-time updates of how your customers feel about your company.

Subscribe to VendorRate

Three subscription packages to choose from

Subscriptions start at only \$149 annually per user; multiple user are subscriptions available. See what customers are saying about IT and telecom vendors with your choice of the following packages:

| | | |
|--|--|---|
| <p>Total Access</p> <p>Get all features of Premier Access and an annual subscription to all VendorRate Reports with our complete business intelligence package</p> <ul style="list-style-type: none">• Premier Access to all advanced site functions• Periodic Reports, including Quarterly, Year End and Trade Shows |  | <p>Only \$399 annually</p> <p>Best Value!</p> <p>Subscribe Today</p> |
| <p>Periodic Reports</p> <p>Quarterly Trade Show and End of Year Reports delivered to your email box</p> <ul style="list-style-type: none">• Summaries of ratings collected during the period or event• Ratings from shows like Oracle, OpenWorld, CTIA, etc.• Highest and lowest tech vendors rated by people employed in small, medium and large organizations• Highest and lowest rated industries and much more |  | <p>Only \$279 annually</p> <p>Subscribe Today</p> |
| <p>Premier Access</p> <p>All advanced functions of the VendorRate.com website</p> <ul style="list-style-type: none">• On demand, customized data access• Compare technology vendors by industry• View individual rating comments and details• Drill-down data mining functions display vendor data by location, company size, rater's role, etc. |  | <p>Only \$149 annually</p> <p>Subscribe Today</p> |

Rate on VendorRate

Your ratings are the voice of VendorRate

Every time you rate your customer satisfaction experience on VendorRate.com, you add your voice to the message that IT and telecom business leaders can't ignore.

Top 10 types of vendors being rated on VendorRate

What can you say about your suppliers of:

- Desktop/laptop computers
- Servers
- Operating systems
- Telecom hardware/software
- Cell phone and wireless
- Database hardware/software
- Storage and backup
- Security and anti-spam
- Networking products
- Business or specialty software



Click to rate a Vendor

Invite colleagues, user groups and trade associations to add their voices to the VendorRate community on VendorRate.com today.

