
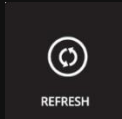


# CICS to Mobile





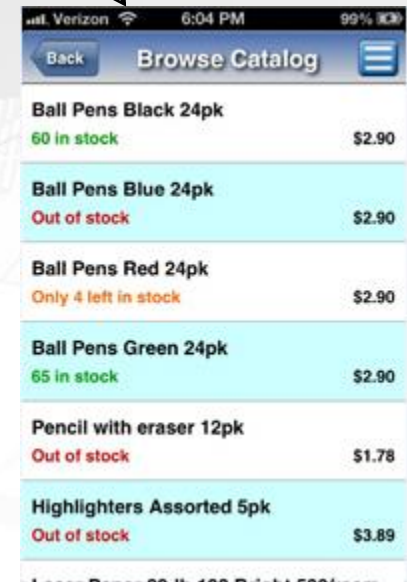
# Mobile-ize your Mainframe CICS applications



```
CICS EXAMPLE CATALOG APPLICATION - Inquire Catalog

Select a single item to order with /, then press ENTER

Item      Description                               Cost    Order
-----
0010     Ball Pens Black 24pk                        2.90    -
0020     Ball Pens Blue 24pk                         2.90    /
0030     Ball Pens Red 24pk                          2.90    -
0040     Ball Pens Green 24pk                       2.90    -
0050     Pencil with eraser 12pk                    1.78    -
0060     Highlighters Assorted 5pk                  3.89    -
0070     Laser Paper 28-lb 108 Bright 500/ream      7.44    -
```



# CICS application overview

EGUI\_

CICS EXAMPLE CATALOG APPLICATION - Main Menu

Select an action, then press ENTER

Action . . . . 1 1. List Items  
2. Order Item Number 0010  
3. Exit

CICS EXAMPLE CATALOG APPLICATION - Inquire Catalog

Select a single item to order with /, then press ENTER


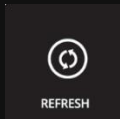

Item	Description	Cost	Order
0010	Ball Pens Black 24pk	2.90	
0020	Ball Pens Blue 24pk	2.90	<u>/</u>
0030	Ball Pens Red 24pk	2.90	-
0040	Ball Pens Green 24pk	2.90	-
0050	Ball Pens with eraser 10pk	1.78	-
		3.89	-
		7.44	-

CICS EXAMPLE CATALOG APPLICATION - Details of your order

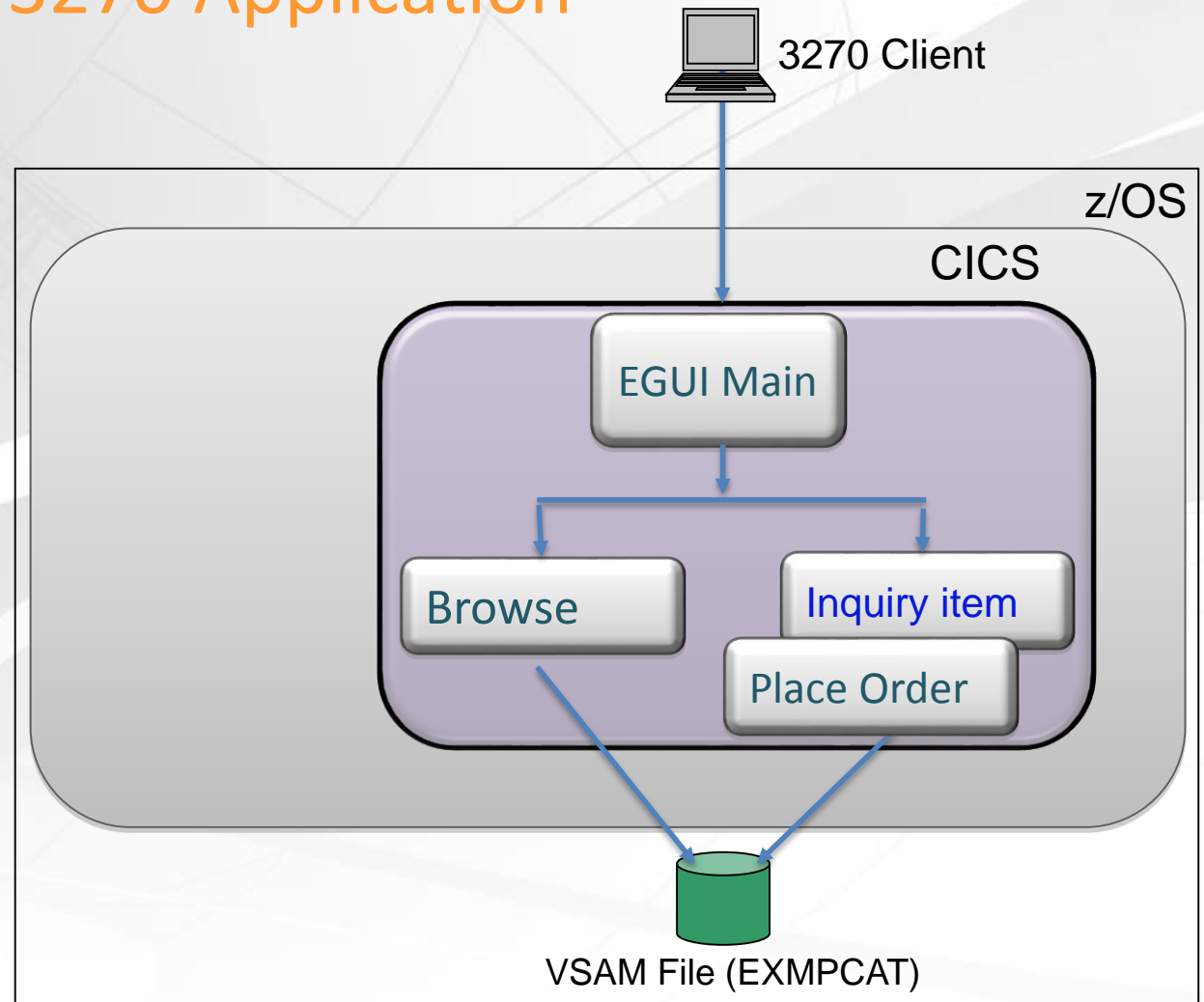
Enter order details, then press ENTER

Item	Description	Cost	Stock	On Order
0020	Ball Pens Blue 24pk	2.90	0003	050

Order Quantity: 003  
User Name: Regi  
Charge Dept: Barosa

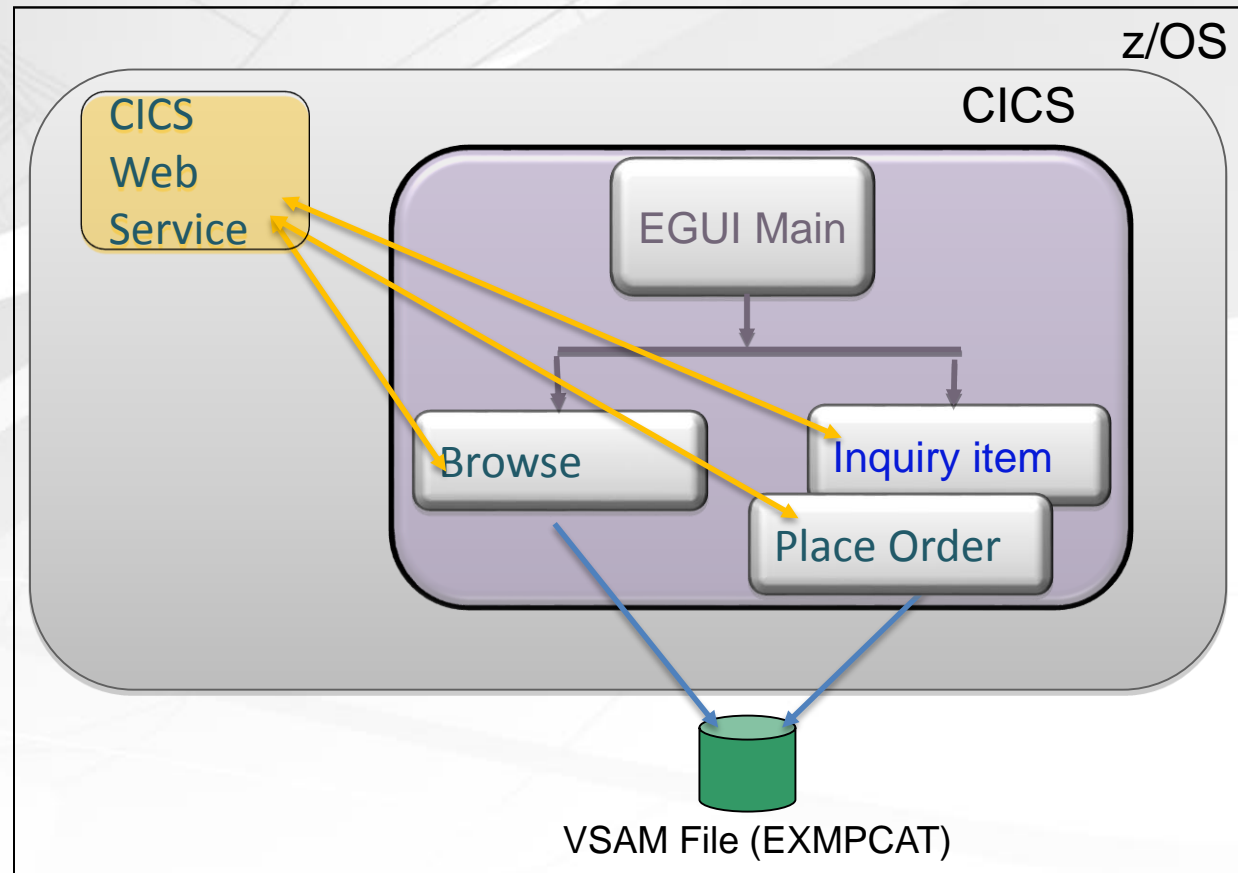


# Existing CICS 3270 Application



# RDz and Debug Tool

Creates Web Services and Tests existing apps



# RDz creates Web Services from CICS transactions

The screenshot displays the IBM Rational Developer for System z interface. The main editor window shows a COBOL program named SAMPLE1.cbl with the following code:

```
Line 10      Column 1      Insert
-----*A-1-B-----2-----3-----4-----5-----6-----7-----8
IDENTIFICATION DIVISION.
PROGRAM-ID.    SAMPLE1.
AUTHOR.       Eric Nolmans.
INSTALLATION. ASIST.
DATE-WRITTEN. 18/02/2013
ENVIRONMENT DIVISION.
CONFIGURATION SECTION.
EJECT
DATA DIVISION.
WORKING-STORAGE SECTION.

01  VAR1  PIC X(10) VALUE "HELLO".

* Below is the VSAM record area
COPY  POTVSAM.

-----*-----
LINKAGE SECTION.
-----*-----

01  DFHCOMMAREA.
02  LASTNAME  PIC A(25) .

PROCEDURE DIVISION USING DFHCOMMAREA.
```

The Remote Systems tree on the right shows a project structure for EMPOT03, including files like GPU01.cbl, RDZALL.cbl, RDZDB2.cbl, SAM1.cbl, and SAMPLE1.cbl.

The Properties window on the left shows the following table:

Property	Value
Attribute	
BLKSIZE	27920
DSNTYPE	PDS
DSORG	PO
EXTENTS	1
LRECL	80
PRIMARY	2
RECFM	FB
SECONDA	1
SPACE UN	CYLINDERS
VOLUME	USER00
Info	
Created	Sun Feb 24 00:00:00 CET
Last Modr	Sun Feb 24 16:39:08 CET
Last modr	EMPOT03

The bottom panel shows the Subsystem JES configuration table:

Resource	Parent filter pool	Parent filter	Number of filter strings	Connection-private
Retrieved Jobs	CN-192.168.0.231-com.ibm.zos.jes	Not applicable	1	Yes
My Jobs	SDC-LENOVO:com.ibm.zos.jes	Not applicable	1	No



STEP INTO



BASELINE



REFRESH

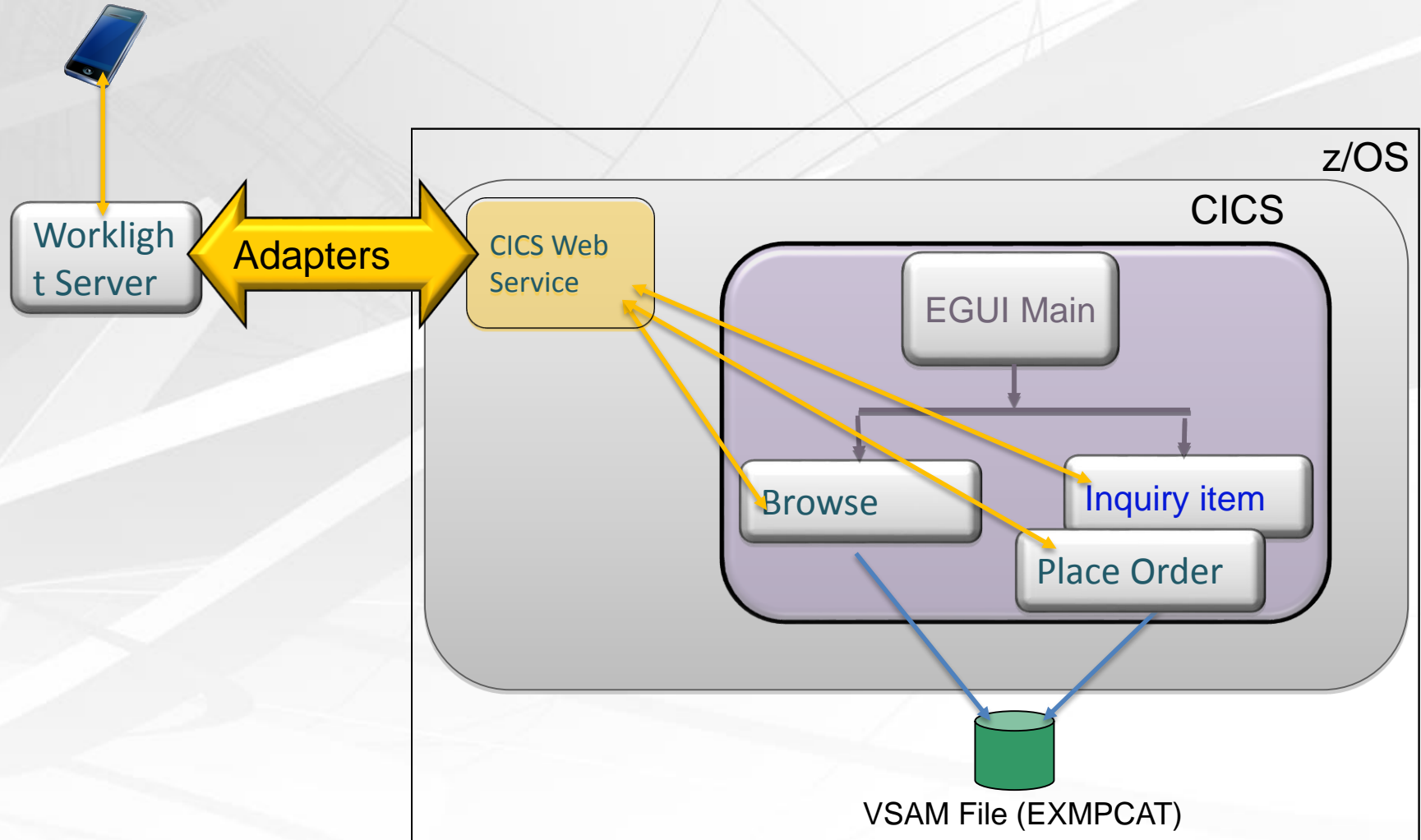


PROJECT

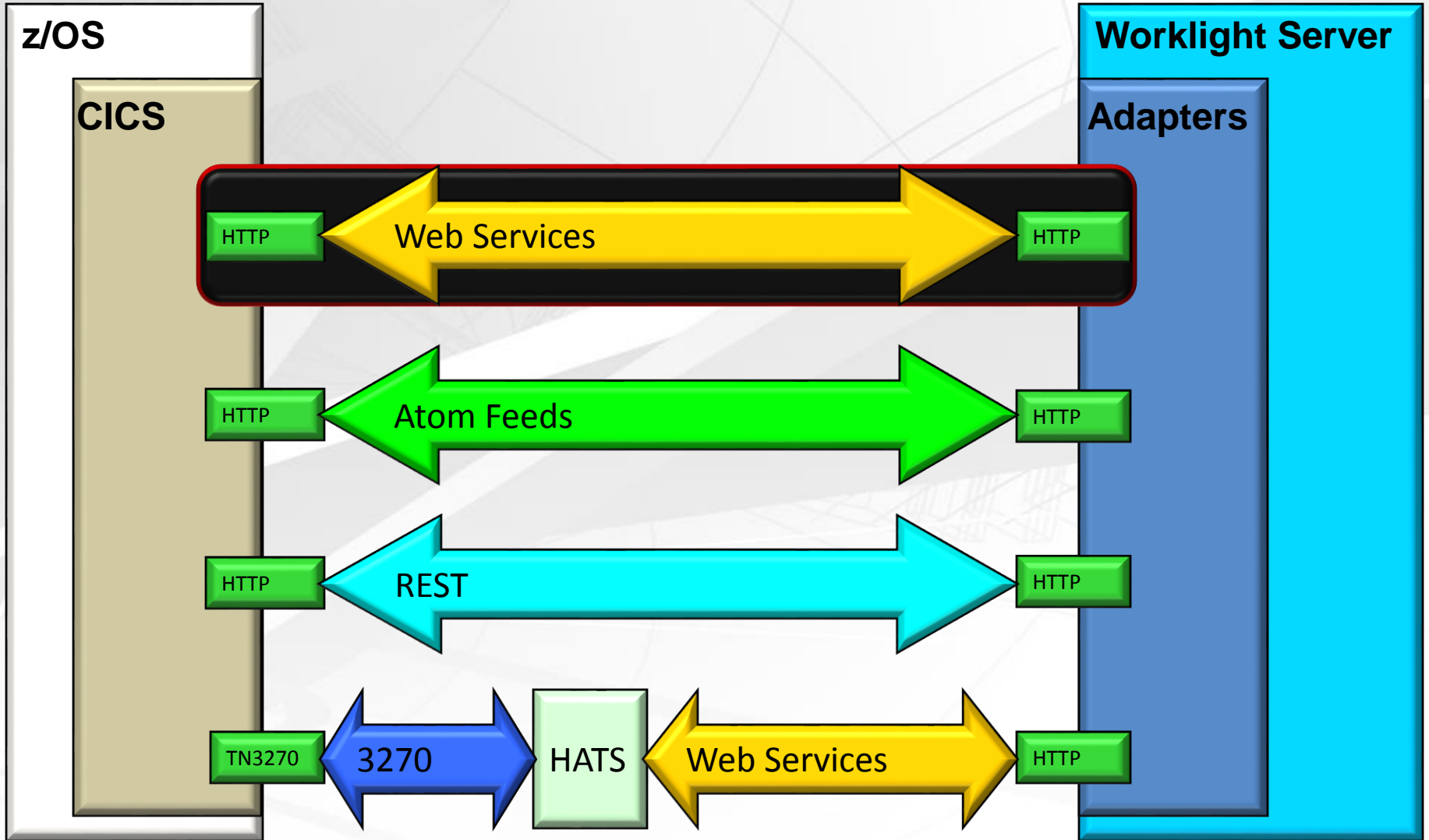


# Worklight creates Mobile Front End

Mobile Client

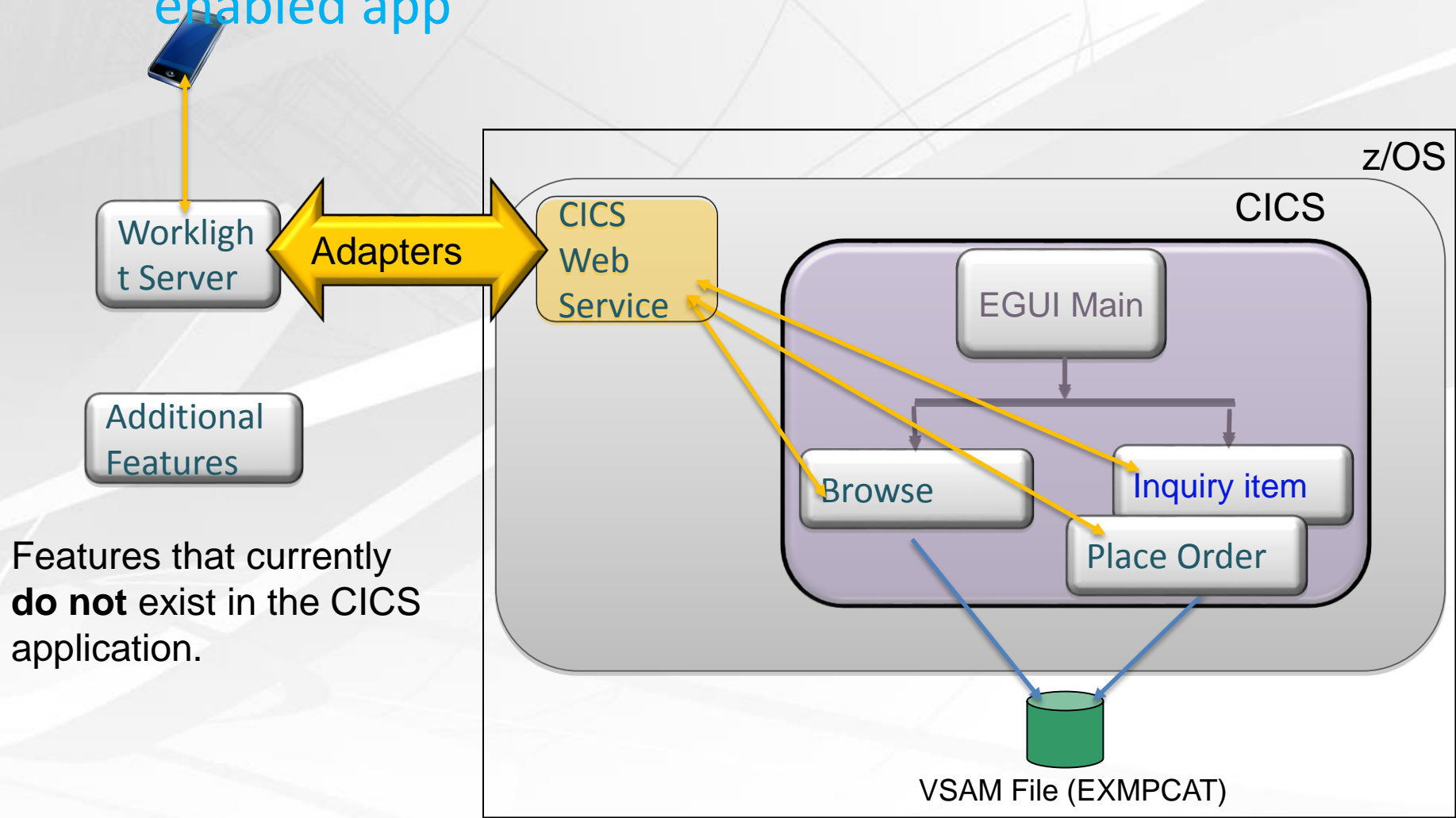


# CICS connectivity options




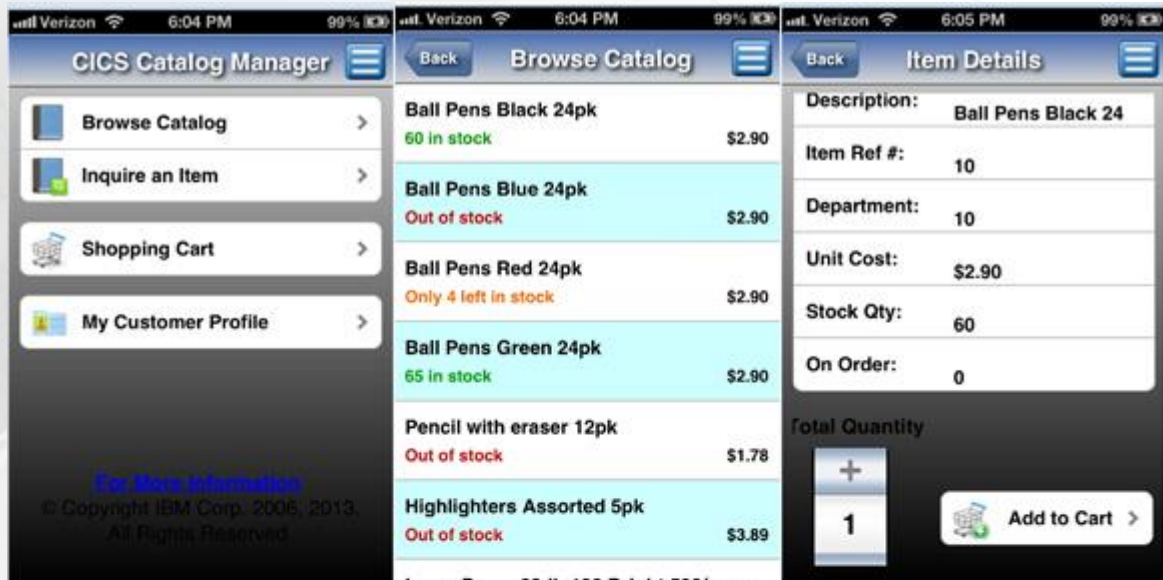




# Worklight enhances the CICS Web Service enabled app



Features that currently **do not** exist in the CICS application.



Thank you for your attention,  
any questions?

