

IMS  
Version 15.1.0

*Messages and Codes, Volume 2:  
Non-DFS Messages  
(January 27, 2018 edition)*





IMS  
Version 15.1.0

*Messages and Codes, Volume 2:  
Non-DFS Messages  
(January 27, 2018 edition)*



**Note**

Before you use this information and the product it supports, read the information in “Notices” on page 547.

January 27, 2018 edition.

This edition applies to IMS 15 (program number 5635-A06), IMS Database Value Unit Edition, V15.01.00 (program number 5655-DS5), IMS Transaction Manager Value Unit Edition, V15.01.00 (program number 5655-TM4), and to all subsequent releases and modifications until otherwise indicated in new editions.

© **Copyright IBM Corporation 1974, 2017.**

US Government Users Restricted Rights – Use, duplication or disclosure restricted by GSA ADP Schedule Contract with IBM Corp.

---

# Contents

<b>About this information</b> . . . . .	<b>v</b>
Prerequisite knowledge. . . . .	v
How new and changed information is identified . . . . .	vi
Accessibility features for IMS 15 . . . . .	vi
How to send your comments . . . . .	vii

## **Chapter 1. New, changed, and deleted messages and codes for IMS 15** . . . . . **1**

New messages and codes for IMS 15 . . . . .	1
Changed messages and codes for IMS 15 . . . . .	2
Deleted messages and codes for IMS 15 . . . . .	3

## **Chapter 2. IMS problem determination.** . . . . . **9**

## **Chapter 3. BPE messages (Base Primitive Environment).** . . . . . **13**

## **Chapter 4. CQS messages (Common Queue Server)** . . . . . **33**

## **Chapter 5. CSL messages (Common Service Layer)** . . . . . **69**

CSL messages . . . . .	69
CSLM messages . . . . .	101
CSLN messages. . . . .	111

## **Chapter 6. DSP messages (Database Recovery Control)** . . . . . **121**

DSP messages DSP0001-DSP0050 . . . . .	121
DSP messages DSP0051-DSP0100 . . . . .	131
DSP messages DSP0101-DSP0150 . . . . .	138
DSP messages DSP0151-DSP0200 . . . . .	148
DSP messages DSP0201-DSP0250 . . . . .	157
DSP messages DSP0251-DSP0300 . . . . .	166
DSP messages DSP0301-DSP0400 . . . . .	174
DSP messages DSP0501-DSP0800 . . . . .	185
DSP messages DSP0801-DSP0900 . . . . .	189
DSP messages DSP1001-DSP1050 . . . . .	195
DSP messages DSP1051-DSP1100 . . . . .	198
DSP messages DSP1101-DSP1150 . . . . .	206
DSP messages DSP1151-DSP1200 . . . . .	215
DSP messages DSP1201-DSP2000 . . . . .	222
DSP messages DSP2001-DSP3000 . . . . .	237

## **Chapter 7. DSPM messages (HALDB Partition Definition utility)** . . . . . **239**

DSPM messages DSPM000I-DSPM050I . . . . .	239
DSPM messages DSPM051I-DSPM100W . . . . .	245
DSPM messages DSPM101W-DSPM145I . . . . .	250

## **Chapter 8. DXR messages (IRLM).** . . . . . **257**

## **Chapter 9. FRP messages (Repository Server)** . . . . . **259**

## **Chapter 10. G messages (system definition)** . . . . . **285**

G messages G000-G100 . . . . .	285
G messages G101-G400 . . . . .	291
G messages G401-G500 . . . . .	299
G messages G501-G600 . . . . .	304
G messages G601-G800 . . . . .	308
G messages G801-G900 . . . . .	315
G messages G901-G1000. . . . .	317
G messages G1001-G9999 . . . . .	327

## **Chapter 11. HWS messages (IMS Connect)** . . . . . **331**

HWS messages HWSA0300E-HWSI1816W. . . . .	331
HWS messages HWSI0001-HWSK3500 . . . . .	363
HWS messages HWSL0001-HWSQ3000. . . . .	378
HWS messages HWSR0001-HWSX2000. . . . .	404

## **Chapter 12. MDA messages (dynamic allocation).** . . . . . **463**

## **Chapter 13. PSBGEN messages (PCB, PGEN, SEG, SFLD)** . . . . . **467**

PCB messages for PSBGEN. . . . .	467
PGEN messages for PSBGEN . . . . .	473
SEG messages for PSBGEN. . . . .	475
SFLD messages for PSBGEN . . . . .	477

## **Chapter 14. DBDGEN messages (AREA, DBD, DGEN, DMAN, EXT, FIN, FLD, LCHD, SEGM, SOUR, XDFLD)** . . . . . **479**

AREA messages for DBD generation . . . . .	479
DBD messages for DBD generation . . . . .	480
DGEN messages for DBD Generation . . . . .	484
DMAN messages for DBD Generation . . . . .	489
EXT messages for DBD Generation . . . . .	495
FLD messages 100 to 615 for DBD Generation . . . . .	495
FLD messages 616 to 649 for DBD Generation . . . . .	500
FLD messages 650 to 692 for DBD Generation . . . . .	507
FLD messages 700 to 999 for DBD Generation . . . . .	516
LCHD messages for DBD Generation . . . . .	523
SEGM messages 100 to 480 for DBD Generation . . . . .	526
SEGM messages 500 to 840 for DBD Generation . . . . .	532
SOUR messages for DBD Generation . . . . .	536
XDFLD messages for DBD Generation . . . . .	536

**Notices . . . . . 547**  
Trademarks . . . . . 549  
Terms and conditions for product documentation 549

IBM Online Privacy Statement. . . . . 550

**Bibliography. . . . . 551**

---

## About this information

This information provides reference information for the abend codes, messages, status codes, and return codes that are produced by IMS™.

This information provides reference information for the abend codes, messages, status codes, and return codes that are produced by IMS.

Volume 1 provides reference information for the IMS messages that have the DFS prefix, along with their associated return codes. It also provides diagnostic information that helps programmers, operators, and system-support personnel diagnose problems in IMS.

Volume 2 provides reference information for non-DFS prefixed IMS messages that are associated with IMS Base Primitive Environment (BPE); IMS Common Queue Server (CQS); IMS Common Service Layer (CSL); Database Recovery Control (DBRC) facility; IMS Connect; IBM® Resource Lock Manager (IRLM), and so on. It provides diagnostic reference information that helps programmers, operators, and system-support personnel diagnose problems in IMS.

Volume 3 provides reference information for all IMS abnormal termination (abend) codes, including analysis, explanation, possible causes, and APAR processing instructions.

Volume 4 provides return, reason, sense, function, and status codes for IMS Base Primitive Environment (BPE); IMS Common Queue Server (CQS); IMS Common Service Layer (CSL); Database Recovery Control (DBRC) facility; IMS Connect; IBM Resource Lock Manager (IRLM), and so on. It also provides diagnostic reference information that helps programmers, operators, and system-support personnel diagnose problems in IMS.

This information is available as part of IBM Knowledge Center at [www.ibm.com/support/knowledgecenter](http://www.ibm.com/support/knowledgecenter).

---

## Prerequisite knowledge

Before using this information, you should have knowledge of either IMS Database Manager (DB) or IMS Transaction Manager (TM). You should also understand basic z/OS® and IMS concepts, the IMS system for your installation, and have general knowledge of the tasks involved in project planning.

Before using this book, you should have knowledge of either IMS Database Manager (DB) or IMS Transaction Manager (TM). You should also understand basic z/OS and IMS concepts, the IMS system for your installation, and have general knowledge of the tasks involved in project planning.

You should be familiar with z/OS, its system generation, and telecommunications, and the access methods used by IMS. Related publications are listed in the Bibliography.

You can learn more about z/OS by visiting the “z/OS basic skills” topics in IBM Knowledge Center.

You can gain an understanding of basic IMS concepts by reading *An Introduction to IMS*, an IBM Press publication.

IBM offers a wide variety of classroom and self-study courses to help you learn IMS. For a complete list of courses available, go to the IBM Skills Gateway and search for IMS.

---

## How new and changed information is identified

New and changed information in most IMS library PDF publications is denoted by a character (revision marker) in the left margin. The first edition (-00) of *Release Planning*, as well as the *Program Directory* and *Licensed Program Specifications*, do not include revision markers.

Revision markers follow these general conventions:

- Only technical changes are marked; style and grammatical changes are not marked.
- If part of an element, such as a paragraph, syntax diagram, list item, task step, or figure is changed, the entire element is marked with revision markers, even though only part of the element might have changed.
- If a topic is changed by more than 50%, the entire topic is marked with revision markers (so it might seem to be a new topic, even though it is not).

Revision markers do not necessarily indicate all the changes made to the information because deleted text and graphics cannot be marked with revision markers.

---

## Accessibility features for IMS 15

Accessibility features help a user who has a physical disability, such as restricted mobility or limited vision, to use information technology products successfully.

### Accessibility features

The following list includes the major accessibility features in z/OS products, including IMS 15. These features support:

- Keyboard-only operation.
- Interfaces that are commonly used by screen readers and screen magnifiers.
- Customization of display attributes such as color, contrast, and font size.

### Keyboard navigation

You can access IMS 15 ISPF panel functions by using a keyboard or keyboard shortcut keys.

For information about navigating the IMS 15 ISPF panels using TSO/E or ISPF, refer to the *z/OS TSO/E Primer*, the *z/OS TSO/E User's Guide*, and the *z/OS ISPF User's Guide Volume 1*. These guides describe how to navigate each interface, including the use of keyboard shortcuts or function keys (PF keys). Each guide includes the default settings for the PF keys and explains how to modify their functions.



## Related accessibility information

Online documentation for IMS 15 is available in IBM Knowledge Center.

## IBM and accessibility

See the *IBM Human Ability and Accessibility Center* at [www.ibm.com/able](http://www.ibm.com/able) for more information about the commitment that IBM has to accessibility.

---

## How to send your comments

Your feedback is important in helping us provide the most accurate and highest quality information. If you have any comments about this or any other IMS information, you can take one of the following actions:

- Click the **Contact Us** tab at the bottom of any IBM Knowledge Center topic.
- Send an email to [imspubs@us.ibm.com](mailto:imspubs@us.ibm.com). Be sure to include the book title and the publication number.

To help us respond quickly and accurately, please include as much information as you can about the content you are commenting on, where we can find it, and what your suggestions for improvement might be.



---

# Chapter 1. New, changed, and deleted messages and codes for IMS 15

A number of messages and codes are new, changed, or deleted in IMS 15.

---

## New messages and codes for IMS 15

IMS 15 includes new messages, as shown in the lists that follow.

### New CQS messages

The following messages are new:

CQS0224E

### New DFS messages

The following messages are new:

DFS0745E  
DFS3253W  
DFS3458  
DFS4690I  
DFS4691I  
DFS4692E  
DFS4861W  
DFS4862W  
DFS4863W  
DFS4864W  
DFS4878I  
DFS4879I  
DFS4881I

### New G messages

The following messages are new:

G116  
G117  
G118  
G119  
G120  
G121  
G122

### New HWS messages

The following messages are new:

HWSX0915W  
HWSX0916W

### New abend codes

The following abend codes are new:

0421

0423  
0424  
0425  
0426

### **New component codes**

The following component codes are new:  
Return and reason codes for IMS Connect exits

---

## **Changed messages and codes for IMS 15**

This release includes changed DSP messages, as shown in the lists that follow.

### **Changed DFS messages**

The following messages are changed:

DFS0413I  
DFS1934E  
DFS2205I  
DFS2385E  
DFS2679A  
DFS3254I  
DFS3377  
DFS3398E  
DFS4610E  
DFS4615E  
DFS554A  
DFS3438  
DFS3446

### **Changed DSP messages**

The following messages are changed:  
DSP0012I

### **Changed abend codes**

The following abend codes are changed:

U0711  
U0070  
U0071  
U0073  
U1002  
1143

### **Changed component codes**

The following component codes are changed:  
OTMA C/I return codes

---

## Deleted messages and codes for IMS 15

The messages that are listed in the following sections were removed from IMS 15.

The following messages were deleted in this release:

DFS2211I

G040

G043

G904

G042

G1205

G1212

### **LGEM messages deleted**

The following messages were removed with the removal of support for large system definitions (LGEM).

---

DFS3512I	G008
DFS3514I	G1211
DFS3516I	
DFS3518I	
DFS3520I	
DFS3522I	
DFS3524I	
DFS3526I	
DFS3528I	
DFS3530I	
DFS3532I	
DFS3534I	
DFS3536I	
DFS3538I	
DFS3540I	
DFS3546I	
DFS3548I	
DFS3550I	
DFS3552I	
DFS3554I	
DFS3556I	
DFS3558I	
DFS3559A	
DFS3560I	
DFS3562I	
DFS3564I	
DFS3566I	
DFS3567I	
DFS3568I	
DFS3569I	
DFS3570I	
DFS3572I	
DFS3574I	
DFS3577A	
DFS3593I	
DFS3599I	

---

### **RSR messages deleted**

The following messages and abends were removed with the removal of support for Remote Site Recovery (RSR). These messages include messages issued by the Transport Manager Subsystem and other RSR services, such as online forward recovery, log router, DBRC service groups.

---

Abends	DFS2953I	DFS4030A
360	DFS2954I	DFS4031A
361	DFS2955W	DFS4032A
362	DFS2956I	DFS4033I
363	DFS2959I	DFS4034A
364	DFS2960A	DFS4034I
365	DFS2961I	DFS4035A
378	DFS2962I	DFS4036I
379	DFS2963A	DFS4037A
380	DFS2964I	DFS4039A
381	DFS2965A	DFS4041I
388	DFS2966A	DFS4042A
3090	DFS2967A	DFS4043A
3091	DFS2968A	DFS4044A
3399	DFS2969A	DFS4045A
DFS messages (IMS)	DFS2980E	DFS4046A
DFS170	DFS2981E	DFS4047A
DFS176	DFS2982E	DFS4048I
DFS2903I	DFS2983E	DFS4049I
DFS2908I	DFS2984I	DFS4050A
DFS2909I	DFS2989I	DFS4051I
DFS2910I	DFS4010W	DFS4052A
DFS2911I	DFS4011I	DFS4053A
DFS2912I	DFS4012I	DFS4054A
DFS2913I	DFS4013W	DFS4055I
DFS2914I	DFS4014I	DFS4056I
DFS2915I	DFS4015I	DFS4057A
DFS2916W	DFS4016A	DFS4058A
DFS2917I	DFS4017A	DFS4060I
DFS2918A	DFS4018I	DFS4061A
DFS2922A	DFS4019I	DFS4062W
DFS2923I	DFS4020I	DFS4063I
DFS2924I	DFS4021I	DFS4064W
DFS2925I	DFS4022I	DFS4065A
DFS2926I	DFS4024I	DFS4066I
DFS2927I	DFS4025I	DFS4067A
DFS2928I	DFS4026I	DFS4068A
DFS2929A	DFS4027I	DFS4069A
DFS2931I	DFS4028I	DFS4070A
DFS2932I	DFS4029I	DFS4071I
DFS2933I		
DFS2935I		
DFS2936I		
DFS2937I		

---

---

DFS4072A	DSP messages (DBRC)
DFS4073A	DFS4130I
DFS4074W	DFS4131A
DFS4075A	DFS4132A
DFS4076A	DFS4133A
DFS4077I	DFS4134I
DFS4078I	DFS4135I
DFS4079A	DFS4136I
DFS4085W	DFS4150I
DFS4086W	DFS4152A
DFS4087A	DFS4153W
DFS4088A	DSPM058I
DFS4089A	DSPM059I
DFS4090A	DSP1001I
DFS4091I	DSP1002I
DFS4092A	DSP1030I
DFS4094A	DSP1004I
DFS4095A	DSP1005I
DFS4096A	DSP1006I
DFS4097I	DSP1007I
DFS4098A	DSP1009I
DFS4099A	DSP1010I
DFS4100I	DSP1011I
DFS4101A	DSP1012I
DFS4102A	DSP1013I
DFS4103I	DSP1014I
DFS4104A	DSP1016I
DFS4105A	DSP1017I
DFS4106I	DSP1021I
DFS4107A	DSP1022I
DFS4108A	DSP1025I
DFS4109	DSP1027I
DFS4111I	DSP1028I
DFS4112A	DSP1029I
DFS4113I	DSP1030I
DFS4114A	DSP1032I
DFS4115I	DSP1035I
DFS4121I	DSP1036I
DFS4122A	DSP1037I
DFS4123I	DSP1038I
DFS4124I	DSP1042I
DFS4125I	DSP1043I
DFS4126I	DSP1044I
DFS4127A	

---



---

ELX messages (TMS)		G messages (SYSGEN)
ELX0001A	ELX0201W	G1205
ELX0002A	ELX0202I	G1212
ELX0003A	ELX0203W	
ELX0004A	ELX0204I	
ELX0005A	ELX0205I	
ELX0100A	ELX0209I	
ELX0101W	ELX0210A	
ELX0102W	ELX0211I	
ELX0103I	ELX0212A	
ELX0104A	ELX0213A	
ELX0105I	ELX600A	
ELX0106A	ELX1001E	
ELX0107I	ELX1002I	
ELX0108I	ELX1003W	
ELX0109I	ELX1004W	
ELX0111A	ELX1005W	
ELX0112I	ELX1010I	
ELX0113A	ELXC106I	
ELX0114I	ELXC109I	
ELX0115I	ELXC112A	
ELX0116A	ELXC160I	
ELX0118A	ELXC161I	
ELX0119I	ELXC162A	
ELX0120I	ELXC181I	
ELX0122I	ELXC315I	
ELX0128I		
ELX0129I		
ELX0130I		
ELX0150I		
ELX0170I		
ELX0171A		
ELX0181A		
ELX0183A		
ELX0184I		
ELX0185I		
ELX0187I		
ELX0188I		
ELX0189I		
ELX0200I		

---



---

## Chapter 2. IMS problem determination

IMS messages and codes problem determination is accomplished by using procedures established by IBM.

Problem determination is accomplished by using procedures for identifying a failing module or program and determining whether the user or IBM is responsible for resolution of a given problem.

Problem determination information is included, as appropriate, for all messages and codes. In most instances, one or more numbers (for example, "4,6") appear after the heading **Problem Determination** for a given message or code. These numbers are cross-references to the numbered items that appear in the following list of standard problem determination actions to be taken by the user.

1. Save the console sheet from the z/OS console.
2. Save the input associated with the job.
3. Save the SYSOUT (system output) associated with the job.
4. Save the storage memory dump at time of failure of the IMS control region, and save the memory dump of all associated message regions. (If SYS1.DUMP is used, print, and save it.)
5. Save the IMS log printout.
6. Save the IMS master terminal printout.
7. Save the local or remote terminal printout.
8. Save the JCL listings.
9. Save the ACB generation output.
10. Save the IMSGEN listing.
11. Save the SYSABEND memory dump. (If SYS1.DUMP is used, print, and save it.)
12. Save the assembly listing of any user-modified IMS modules.
13. Save the bind map.
14. Save the LOG trace.
15. Save the IMS log printout starting with the records that were written just before abnormal termination.
16. Save the output listing from the MFS Language Utility execution.
17. Collect the following problem-related data:
  - a. System memory dump if running batch.
  - b. If running online, print log records type X'67', sub-record type X'FF' (Pseudoabend). Use the File Select and Formatting Print program to print these records. The OPTION PRINT control statement must specify EXITR=DFSERA30.
  - c. Run the DL/I test program (DFSDDLTO) with SNAP statements before and after the failing call.
  - d. Save the PSB and DBD listings or statements, or both, related to the failure.
  - e. Create a memory dump of log records type X'67', sub-record type X'FE' (program isolation trace). Use the File Select and Formatting print program to print the records. Program isolation trace must be enabled when the log is created. The OPTION PRINT control statement must specify EXITR=DFSERA40.

- f. If online, a snap from the log of the online region.
  - g. A history of the database backout, recovery, and reorganization activity.
18. Save the assembly listing for the associated DBDs.
  19. Save the assembly listing for the associated PSBs.
  20. Save a listing of the VSAM catalog entries for the associated data sets at the time of failure.
  21. Reserved for future use
  22. Reserved for future use
  23. Contact IBM for hardware support.
  24. Create a memory dump of the 3270 diagnostic error log records off the IMS log: Record type X'67': sub-record type X'03'.
  25. Submit a copy of the IMS log.
  26. Determine the CCB involved from the SPACCB field of the scratch pad area or from the CTBCCBPT field. Determine the associated (a) source and output CNT, and (b) the line and PTERM (CTB).  
Determine from log records 01, 02, 03, 07, 08, 11, 12 and 13 the status of the conversation:
    - a. The message was ready, but the application was not scheduled. A 01 destination is a conversational SMB.
    - b. The application was scheduled and a 08 record was produced.
    - c. The application inserted a segment to a conversational terminal. If the destination of the message is CNT, 03 and 13 records are produced.
    - d. The application inserted a segment to a conversational program. SPA is the first segment of a message in the 03 records.
    - e. The application finished normally or terminated abnormally. The 07 record contains the completion code of a conversational application. The DLRFLAG2 area (the last word of the 07 log record) contains synchronization point information.
    - f. A 12 record indicates that the conversation was terminated.
    - g. Determine if 02 records, produced for the following commands, affected the terminal in conversation: /EX1, /HOLD, /REL, or /START LINE (no PTERM).
    - h. Does restarting IMS affect the conversation? For details, see the input to and output logs from restart.
  27. Save the z/OS hardcopy message log output.
  28. Determine the status of z/OS and IRLM operating in the other system with which this system is connected during normal operations.
  29. Save the IRLM address space dump generated at the time of the failure.
  30. Save the memory dump of any IMS online or batch address space that failed near the time of the IRLM failure. Follow IMS problem determination procedures relative to the IMS memory dump. The IMS failure might be related to the IRLM failure.
  31. Save a listing of the IRLM start procedure JCL.
  32. Save a listing of the IMSGEN performed to install the IRLM.
  33. Save listings of the VTAM<sup>®</sup> definitions performed to install the IRLM.
  34. Save the GTF trace output, if any is available showing activity at the time of the failure.
  35. Refer to the following manuals for further assistance to resolve your problem:
    - *IMS Version 15 Messages and Codes, Volume 1: DFS Messages*

- *IMS Version 15 Messages and Codes, Volume 2: Non-DFS Messages*
- *IMS Version 15 Messages and Codes, Volume 3: IMS Abend Codes*
- *IMS Version 15 Messages and Codes, Volume 4: IMS Component Codes*
- *IMS Version 15 Diagnosis*

Check all input for accuracy and analyze any memory dumps.

If you are still unable to solve your problem, contact IBM Software Support for further assistance.

36. If you are unable to solve the problem, contact IBM Software Support for assistance.
37. Submit a copy of the type X'02' log records.
38. Save the CCTL SNAP or SDUMP data set.
39. Save a listing of the DBRC RECON.
40. Take an SVC memory dump and contact IBM Software Support for further assistance.



---

## Chapter 3. BPE messages (Base Primitive Environment)

Messages issued by the Base Primitive Environment (BPE) begin with BPE.

---

### BPE0000I *displayoutput*

**Explanation:** This message provides output generated by the DISPLAY command verb for BPE resources.

In the message text, *displayoutput* is output text from the display verb. Typically, when a display command is issued against a resource, the output consists of header lines, and then one or more data lines containing information about the resources being displayed.

**System action:** Processing continues.

**System programmer response:** No action is required.

**Module:** BPECTRA0, BPECURF0, BPEHT100

---

### BPE0001E BPE INITIALIZATION ERROR IN MODULE *module* *details*

**Explanation:** An error occurred in early BPE initialization. This message contains two-lines. Each line begins with the message number.

In the message text:

*module* The module that detected the error

*details* A one-line explanation of the type of error that was detected

The *details* line of this message further explains the error detected, and can be one of the following:

#### ERROR LOADING MODULE *module* BPELOAD

**RC=rc** Load failed for a module. In the message text:  
*module* The name of a module that could not be loaded

*rc* The return code from the BPE load service, BPELOAD

#### ERROR LOADING MODULES *module...* BPELOAD

**RC=rc** Load failed for several modules. In the message text:

*module* The name of the first of several modules that could not be loaded

*rc* The return code from the BPE load service, BPELOAD

#### ERROR PARSING *datasettype*, BPEPARSE RC=rc

An error was detected while trying to parse a configuration data set. This message follows message BPE0003E, which provides further details on the error. In the message text:

*data\_set\_type*

A description of the type of data set that was being parsed. This can be one of the following:

- **BPE CONFIG MEMBER:** The main BPE configuration PROCLIB member that is specified on the BPECFG parameter of the startup JCL or procedure.
- **component USER EXIT LIST MEMBER:** The user exit list PROCLIB member for the indicated IMS component (for example, BPE, CQS, OM, RM, or SCI). This is the user exit list member that is specified on the EXITMBR statement in the BPE configuration PROCLIB member.

*rc* The return code from the BPE parsing service, BPEPARSE.

#### ERROR READING PROCLIB DATA SET, BPERDPDS

**RC=rc** BPE could not read a PROCLIB DD data set. This message follows message BPE0002E, which provides further details on the specific data set and member that could not be read. In the message text:

*rc* The return code from the BPE partitioned data set reading service, BPERDPDS

#### INITIALIZATION FAILED FOR *service*, RC=rc

BPE was unable to initialize a BPE system service. In the message text:

*service* The name of the BPE service that failed initialization. Values for this field include:

- **BPE RESMGR:** An error occurred when BPE tried to establish a resource manager routine to clean up global resources that are used by BPE. The return code in this message is the return code from the MVS™ RESMGR macro call that failed.
- **USER EXITS:** An error occurred while trying to load user exit modules. This message might be preceded by other error messages that indicate the problem. The return code from the module that loads the user exits (BPEUXRF0) is in the *rc* field in this message.
- **BPE SVC:** An error occurred when BPE tried to initialize the BPE SVC routine. BPE provides an internal SVC routine for use by BPE and IMS components. The SVC is installed dynamically when a BPE

address space is started. This error message is issued when the BPE SVC could not be installed.

If the *rc* field in the message is X'00000020', you are probably trying to start the address space on a z/OS system that is not at the required maintenance level. The MVS system must be at least at MVS SP 4.3.0 or higher. If the MVS system is at MVS SP 5.2.0 or below, you must have MVS APARs OW13312 and OW13315 applied.

*rc* The return code from the lower-level initialization module that encountered the error.

#### INVALID CALLABLE SERVICE CODE *code* IN MODULE *module*

BPE detected an invalid user exit callable service code in the indicated module. Both BPE and IMS components that run with BPE can define callable services that user exits can use. Each callable service has a callable service code used to request the service. This error indicates that there is a definition error in the specified module. In the message text:

*code* The callable service code in error, in hexadecimal.

*module* The name of the callable service module that had the invalid callable service code defined.

#### MODULE *module* HAS AN INVALID VERSION NUMBER *version*

A BPE definition module had an invalid version number. BPE uses version numbers as a consistency check to ensure that the definition modules being loaded match the version of BPE that is running. In the message text:

*module* The BPE definition module in which the invalid version was detected

*version* The hexadecimal invalid version number from the definition module

#### MODULE *module* IS LINKED REENTRANT - IT MUST BE NON-REENTRANT

A BPE definition module was loaded into key zero storage. BPE definition modules are modules that contain data (control blocks), and thus must be loaded into storage that is in the same storage key in which BPE is running. The most common cause for this error message is linking a definition module as reentrant, which loads it into key zero storage. BPE definition modules should be bound as non-reentrant. In the message text:

*module* The BPE definition module that was loaded in key zero storage

#### MODULE *module* IS NOT A VALID *type* DEFINITION MODULE

BPE encountered an error with an internal BPE definition module. BPE uses definition

modules to construct its execution environment. If a definition module is not correct, BPE cannot build the appropriate environment. In the message text:

*module* The name of a BPE definition module that is in error

*type* The type of definition module in error

#### NAME-TOKEN CREATE ERROR, RC=*rc*

A z/OS name-token service create call failed.

In the message text:

*rc* The return code from the z/OS name-token create call. For details, see the IEANTCR service return codes in *z/OS MVS Programming: Authorized Assembler Services Reference, Volume 2 (EDT-IXG)*.

#### NAME-TOKEN RETRIEVE ERROR, RC=*rc*

A z/OS name-token service retrieve call failed.

In the message text:

*rc* The return code from the z/OS name-token retrieve call. For details, see the IEANTRT service return codes in *z/OS MVS Programming: Authorized Assembler Services Reference, Volume 2 (EDT-IXG)*.

#### STORAGE OBTAIN ERROR, STORAGE RC=*rc*

A z/OS STORAGE OBTAIN call to get storage failed. In the message text:

*rc* The return code from the z/OS STORAGE OBTAIN call. For details, see the STORAGE OBTAIN return codes in *z/OS MVS Programming: Authorized Assembler Services Reference, Volume 4 (SET-WTO)*.

#### UNABLE TO CREATE *threadtype* THREAD, BPETHDCR RC=*rc*

A request to create a BPE thread (internal unit of work) failed. In the message text:

*threadtype*

A 4-character name of the thread type that could not be created

*rc* The return code from the thread create service, BPETHDCR

#### UNABLE TO GET NECESSARY STORAGE, BPEGETM RC=*rc*

BPE could not obtain the required storage. In the message text:

*rc* The return code from the BPE GETMAIN service, BPEGETM

#### UNABLE TO GET STORAGE FOR *blocktype* BLOCK, BPECBGET RC=*rc*

BPE could not obtain storage for a required control block. In the message text:

*blocktype*

A 4-character name of an internal BPE control block that could not be obtained

*rc* The return code from the BPE control block get service, BPECBGET



**UNKNOWN ERROR, MODULE RC=*rc***

An internal error occurred that BPE does not recognize. In the message text:










*rc* The return code from the failing module

**System action:** IMS abend 3400 with subcode 05 follows this message. The address space terminates.



**System programmer response:** If the error described in this message is caused by environmental conditions (for example, insufficient storage or modules missing from IMS.SDFSRESL), correct the indicated problem and restart the address space. Otherwise, save any memory dump and SYSLOG information, and contact IBM Software Support.

**Module:** PEAWI00, BPECBI00, BPECMDI0, BPEDSI00, BPEHTI00, BPEINIT0, BPEMSGI0, BPEPCFG0, BPERV1I0, BPETRI00, BPEUXI00

**Related reference:**

-  BPELOAD codes (Messages and Codes)
-  BPETHDCR codes (Messages and Codes)
-  BPEGETM codes (Messages and Codes)
-  BPEBPCRE codes (Messages and Codes)
-  BPERDPDS codes (Messages and Codes)
-  BPEPARSE codes (Messages and Codes)
-  z/OS: STORAGE OBTAIN return and reason codes
-  z/OS: IEANTRT service return and reason codes
-  z/OS: IEANTCR service return and reason codes

**Related information:**

-  IMS abend 3400
-  BPE0002E (Messages and Codes)

---

**BPE0002E ERROR READING *ddname* MEMBER *member***  
*details*

**Explanation:** An error occurred trying to read a partitioned data set member. This message contains two-lines. Each line begins with the message number.

In the message text:

*ddname* The DD name of the data set being read  
*member* The member name of the data set being read  
*details* A one-line explanation of the type of error detected

The *details* line of the BPE0002E message further explains the error detected, and can be one of the following:

**OPEN FAILED FOR DATA SET**

The BPE PDS read service could not open the data set for reading.

**DATA SET RECORDS ARE NOT FIXED FORMAT**

The data set specified records that were not in fixed format. The BPE PDS read service requires fixed-format data sets.

**MEMBER NOT FOUND IN DATA SET**

The indicated member was not in the partitioned data set.

**BSAM READ FAILED READING MEMBER**

An error occurred during the reading of the data set member.

**UNABLE TO OBTAIN SUFFICIENT STORAGE FOR MEMBER TO BE READ**

The PDS read service could not obtain the storage necessary to read the data set member.

**System action:** The BPE PDS read service does not take any further action after issuing this message. The caller of the service might provide additional diagnostic messages or terminate the address space.

**System programmer response:** Correct the error as indicated in this message.

**Module:** BPERDPD0

---

**BPE0003E AN ERROR OCCURRED PARSING**  
*description*

**AT LINE** *line*, **CHARACTER** *char*  
**FAILING TEXT:** "*text*"  
*details*

**Explanation:** An error occurred in the BPE parsing service. This message is a four-line message. Each line begins with the message number.

In the message text:  
*description*

*line* A text description of what was being parsed.  
The line number of the data where the error occurred. For data that is not line-oriented, the line number is omitted.

*char* The position of the character on the line where the error was detected. For data that is not line-oriented, *char* identifies the position of the character within the input data.

*text* Up to 16 characters of the text where the error was detected.

*details* A one-line explanation of the type of error detected.

The *details* line of the BPE0003E message further explains the error detected, and can be one of the following values:

**INVALID KEYWORD DETECTED**

The parser found an unknown keyword in the input data.

**UNKNOWN POSITIONAL PARAMETER**

The parser found a positional parameter in the input data when one was not expected.

## BPE0004I • BPE0005I

### "=" ENCOUNTERED WHEN "(" EXPECTED

The parser found an equal sign in the input data when a left parenthesis was expected.

### EARLY END OF INPUT DATA

The input data ended before all levels of parentheses were closed.

### KEYWORD ENCOUNTERED WHEN VALUE EXPECTED

The input data contained a keyword when the parser expected a value.

### NUMERIC VALUE OUTSIDE OF LEGAL RANGE

A numeric value was outside the allowed range for the parameter.

### DECIMAL NUMBER CONTAINED NONDECIMAL DIGITS

A decimal number contained a non-decimal character.

### HEXADECIMAL NUMBER CONTAINED NONHEX DIGITS

A hexadecimal number contained a non-hexadecimal character.

### UNKNOWN KEYWORD VALUE DETECTED

The parser found a parameter that could be one of a set of keyword values. The parameter was not one of the values in the set.

### DUPLICATE KEYWORD PARAMETER DETECTED

The parser found an unrepeatable keyword more than once in the input data.

### A REQUIRED PARAMETER WAS OMITTED

A required parameter was not found in the input data.

### CHARACTER VALUE WAS TOO LONG FOR PARAMETER

The character value specified was too long for the parameter field.

### A REQUIRED VALUE WAS OMITTED

A keyword was coded without specifying a value. A value is required.

### UNEXPECTED RIGHT PARENTHESIS ENCOUNTERED

The parentheses in the input data did not match. There were too many closing (right) parentheses.

### PARSER DIRECTIVE IMBEDDED IN A SUBLIST

The parser encountered a parser directive while processing a sublist, that is parser input data enclosed in parentheses. A parser directive is parser metadata, and is delimited by angle brackets (< and >); for example, <SECTION=*section\_name*>. Parser directives are not allowed within parser data sublists.

### INVALID PARSER DIRECTIVE VALUE

The right-hand side of a parser directive was not valid. Parser directives must be of the form <directive=*value*>. The value must be a single word, and you must include the closing angle bracket (>).

### PARSER DIRECTIVE ENCOUNTERED WHEN VALUE EXPECTED

The parser encountered a parser directive

when it was expecting the right-hand side value of a keyword=*value* parameter.

### AN EXPECTED RIGHT PARENTHESIS WAS NOT FOUND

The parser did not find the closing parenthesis in the input data to match an opening parenthesis.

**System action:** The BPE parsing service does not take any further action after issuing this message. The caller of the service can provide additional diagnostic messages or terminate the address space.

**System programmer response:** Correct the error as indicated in the BPE0003E message.

**Module:** BPEPARS0

---

### BPE0004I BPECFG= NOT SPECIFIED ON STARTUP PARMS - DEFAULTS BEING USED

**Explanation:** BPE could not find the specification for the BPE configuration data set in the startup parameters.

**System action:** The address space continues initialization. BPE runs with defaults for all parameters in the BPE configuration data set.

**System programmer response:** If the BPE configuration parameter defaults are acceptable, no action is required. Otherwise, create a BPE configuration member in the data set pointed to by the PROCLIB DD statement and specify BPECFG=*member\_name* in the startup parameters of the job that starts the address space.

**Module:** BPEPCFG0

---

### BPE0005I UNKNOWN *component* TRACE TYPE *type* IN PROCLIB MEMBER *member-IGNORED*

**Explanation:** A TRCLEV= statement was found in the BPE configuration PROCLIB data set member for an unknown trace table type.

In the message text:

*component*

The name of the IMS component that was specified on the TRCLEV statement (for example, BPE, CQS, OM, RM, or SCI) being parsed

*type*

The type of the trace table that was unknown

*member*

The member name of the PROCLIB DD data set that was being processed

**System action:** The address space initialization continues. BPE ignores the invalid trace specification.

**System programmer response:** Correct the TRCLEV statement.

**Module:** BPEPCFG0

**BPE0006I**    *aaaa bbbb ttt ABEND cdddd-eeeeeee,  
THD=ffff DIAG=lllllll mm retrystatus*

**MODULE ID** = *gggggggggggggggggg EP = hhhhhhhh*  
**PSW** = *iiiiiii iiiiii OFFSET = jjjjjjj*  
**R00-03** *kkkkkkkk kkkkkkkk kkkkkkkk kkkkkkkk*  
**R04-07** *kkkkkkkk kkkkkkkk kkkkkkkk kkkkkkkk*  
**R08-11** *kkkkkkkk kkkkkkkk kkkkkkkk kkkkkkkk*  
**R12-15** *kkkkkkkk kkkkkkkk kkkkkkkk kkkkkkkk*

or

*aaaa bbbb ttt ABEND cdddd-eeeeeee, THD=ffff  
DIAG=lllllll mm retrystatus*

**MODULE ID** = *gggggggggggggggggg EP = hhhhhhhh*  
**PSW** = *iiiiiii iiiiii OFFSET = jjjjjjj*  
**R0** *kkkkkkkk kkkkkkkk R1 kkkkkkkk kkkkkkkk*  
**R2** *kkkkkkkk kkkkkkkk R3 kkkkkkkk kkkkkkkk*  
**R4** *kkkkkkkk kkkkkkkk R5 kkkkkkkk kkkkkkkk*  
**R6** *kkkkkkkk kkkkkkkk R7 kkkkkkkk kkkkkkkk*  
**R8** *kkkkkkkk kkkkkkkk R9 kkkkkkkk kkkkkkkk*  
**R10** *kkkkkkkk kkkkkkkk R11 kkkkkkkk kkkkkkkk*  
**R12** *kkkkkkkk kkkkkkkk R13 kkkkkkkk kkkkkkkk*  
**R14** *kkkkkkkk kkkkkkkk R15 kkkkkkkk kkkkkkkk*

**Explanation:** This multi-line message is printed when an abend occurs. It documents the environment at the time of abend. Each line begins with the message number.

The first form of the BPE0006I message (32-bit registers) is issued when the abending program is not in AMODE 64 and the high halves of the non-volatile 64-bit registers R2 through R14 are all zero. This form shows only the low 32-bits of each general purpose register at the time of abend.

The second form of the BPE0006I message (64-bit registers) is issued when the abending program is in AMODE 64, or when the high half of any non-volatile 64-bit register R2 through R14 is non-zero. This form shows the full 64-bit value of each general purpose register at the time of abend.

In the message text:

- aaaa*    The owning IMS component of the TCB or SRB that abended (for example, BPE, CQS, OM, RM, or SCI).
- bbbb*    The 4-character TCB or SRB type of the TCB or SRB that abended.
- ttt*    The 3-character type of z/OS dispatchable unit that abended (TCB or SRB).
- c*    Whether the abend is a system abend or a user abend. S is for a system abend. U is for a user abend.
- dddd*    The abend code. For system abends, this code is a 3-character hexadecimal code. For user abends, this code is a 4-character decimal code.

*eeeeeee*    The abend reason code, or the value in R15 at abend if the abend reason code is not available.

*ffff*    The 4-character name of the BPE thread (internal unit of work) that was running when the abend occurred. The THD=ffff text is only printed for the BPE0006I message issued for the first TCB that abends. It is omitted for BPE0006I messages issued for subsequent TCBs that are abended as a result of the initial abend. THD=ffff is also omitted on the first BPE0006I message if BPE cannot determine the type of thread that abended.

*lllllll*    Diagnostic data.

*lllllll* is the value of the 4-byte field SDWAFLGS from the SDWA passed to the BPE recovery routine, in hex. Several of the flag bits in this word control IMS BPE recovery processing. The word is provided as diagnostic data to assist with problem determination in the BPE recovery routine. This field is not displayed when the recovery routine is not passed an SDWA from the operating system.

*mm*    Additional diagnostic data.

*mm* is the value of the 1-byte field SDWACMPF from the SDWA passed to the BPE recovery routine, in hex.

*retrystatus*

Indicates whether the system is attempting to recover from the abend. If the system is trying to recover, the character string "(RETRYING)" is appended at the end of the message at the position indicated by *retrystatus*. If the abend is not being retried, there is no *retrystatus* data, and the message ends with DIAG=lllllllmm.

*gggg...*    The name of the abending module name from its module ID, if it can be determined.

*hhhhhhhh*

The entry point address of the abending module, if it can be determined.

*iiiiiii iiiiii*

The PSW (program status word) contents at the time of abend.

*jjjjjjj*

The offset within the abending module in which the abend occurred, if it can be determined.

*kkkkkkkk*

The contents of the registers at the time of abend.

**System action:** If the abend is being retried (*retrystatus* is "(RETRYING)" in the first line of the message), the system attempts to recover from the abend and the address space continues to work.

If the abend is not being retried, the action taken after this message depends on whether the abending TCB or SRB is considered a critical dispatchable unit to the address space. If it is not critical, the dispatchable unit is terminated, but the address space continues

## BPE0007I • BPE0013E

execution. If it is critical, the address space is terminated abnormally.

**System programmer response:** Save any memory dump and SYSLOG information, and contact IBM Software Support.

**Module:** BPEINIT0, BPESYES0, BPESRFR0

---

### BPE0007I *component* BEGINNING PHASE 1 OF SHUTDOWN

**Explanation:** BPE is beginning the first phase of shutting down the address space.

In the message text:

*component*

The name of the IMS component being shut down.

**System action:** The address space enters the first phase of termination, in which all of the IMS component TCBS are terminated.

**Module:** BPESYTR0

---

### BPE0008I *component* BEGINNING PHASE 2 OF SHUTDOWN

**Explanation:** BPE is beginning the second phase of shutting down the address space.

In the message text:

*component*

The name of the IMS component being shut down.

**System action:** The address space enters the second phase of termination, in which all of the BPE system TCBS are terminated.

**Module:** BPESYTR0

---

### BPE0009I *component* SHUTDOWN COMPLETE

**Explanation:** Shutdown of the address space completed. BPE is returning to z/OS.

In the message text:

*component*

The name of the IMS component being shut down.

**System action:** The address space terminates normally.

**Module:** PESYTR0

---

### BPE0010I PSW AND REGISTERS AT ABEND ARE NOT AVAILABLE

**Explanation:** An abnormal termination occurred and a BPE system recovery routine (ESTAE or FRR) received control. Diagnostic information such as the program status word (PSW) and register contents at abend was not provided to the recovery routine by z/OS.

**System action:** BPE continues to process the abend with limited capability because of the lack of the diagnostic information.

**Module:** BPESYES0, BPESRFR0

---

### BPE0011E ABEND IN BPE SYSTEM ESTAE ROUTINE (BPESYES0)

**Explanation:** An abnormal termination occurred in the BPE system ESTAE module itself while it was processing a prior abend.

**System action:** This message should be followed by a z/OS symptom memory dump on the z/OS console. Additionally, a SYS1.LOGREC entry is generated for the abend. The BPE ESTAE module attempts to recover from the abend and continues processing the original abend.

**Module:** BPESYES0

---

### BPE0012E BPE ETXR UNABLE TO FIND *block* BLOCK FOR TCB AT *address*

**Explanation:** The BPE end of task exit routine (ETXR) was called when a task control block (TCB) in the address space terminated. The routine tried to process the task termination, but was not able to locate a required BPE control block. This problem is probably caused by internal control block errors or overlays within the address space.

In the message text:

*block* The name of the BPE control block that could not be found

*address* The address of the terminating TCB

**System action:** BPE attempts to clean up the TCB. However, without the required control blocks, the cleanup might not be successful, and other TCBS in the address space might not terminate.

**System programmer response:** If the address space appears hung (is not processing or does not terminate), cancel the address space with a memory dump, and contact IBM Software Support.

**Module:** BPESYET0

---

### BPE0013E VERSION MISMATCH BETWEEN BPE AND *component* BPE MODULE VERSION IS *bver.brel.bptrel* *component* WAS ASSEMBLED AT BPE VERSION *pver.prel.pptrel*

**Explanation:** The BPE version on which the identified IMS component was built does not match the version of the BPE modules that were loaded. This situation can occur, for example, if the starting IMS component was assembled at one BPE version and the IMS.SDFSRESL contained BPE modules at a different BPE level.

This message contains three-lines. Each line begins with the message number.

In the message text:

*component*

An up-to-4 character name of the IMS component being started

*bver* The version number of BPE modules

*brcl* The release number of BPE modules

*bptrel* The point-release number of BPE modules

*pver* The version number of BPE macros at which the IMS component was assembled

*prel* The release number of BPE macros at which the IMS component was assembled


*pptrcl* The point-release number of BPE macros at which the IMS component was assembled

**System action:** BPE terminates abnormally during early initialization with abend 3400, subcode X'09'.

**System programmer response:** This problem is probably caused by a IMS.SDFSRESL mismatch. Ensure that the IMS component being started is using the correct version of the IMS.SDFSRESL.

**Module:** BPEINIT0

**Related information:**

 BPE abend 3400

---

#### BPE0014E ABEND IN RECOVERY ROUTINE

**Explanation:** A BPE recovery routine (BRR) that was intended to provide recovery for abnormal terminations in a section of code itself encountered an abend. A BRR is an internal recovery routine established by either BPE or the IMS component using BPE to protect a functional area. BRRs run in either a z/OS ESTAE or FRR environment and attempt to recover from abnormal terminations that occur in mainline code.

**System action:** The BPE ESTAE or FRR treats this abend as if the recovery routine indicated that it could not recover, and continues abend processing. Usually, this results in the abnormal termination of the address space. However, other BRRs were established when the abend occurred, recovery of the original abend still might occur.

**System programmer response:** Save any memory dump and SYSLOG information, and contact IBM Software Support.

**Module:** BPESYES0, BPESRFR0

---

#### BPE0015I UNKNOWN *component* EXIT TYPE *type* IN EXIT LIST PROCLIB MEMBER *member*- IGNORED

**Explanation:** While processing a user exit list PROCLIB member, BPE encountered an EXITDEF statement that specified a user exit type that was not defined to BPE. The exit definition for the indicated type is ignored.

In the message text:

*component*

The name of the owning IMS component of the user exit list member that was being processed (for example, BPE, CQS, OM, RM, or SCI).

*type* The up-to-8 character exit type name that was undefined

*member* The user exit list PROCLIB member name

**System action:** The user exit definition is ignored. Processing of the user exit list PROCLIB member continues.

**System programmer response:** Examine the indicated user exit list PROCLIB member and correct the EXITDEF statement for the indicated user exit type.

**Module:** BPEUXRF0

---

#### BPE0016I ERROR LOADING *component type* EXIT *module (service RC=rc)*

**Explanation:** While processing a PROCLIB member for a user exit list, BPE was unable to load a user exit that was specified on an EXITDEF statement.

In the message text:

*component*

The name of the owning IMS component of the user exit list member that was being processed (for example, CQS, OM, RM, or SCI).

*type* The up-to-8 character exit type name of the exit that could not be loaded.

*module* The load module name of the exit that could not be loaded.

*service* The name of the failing service that prevented the exit from being loaded. The most likely failing service is BLDL, which is the z/OS service that BPE uses to locate the user exit module to load. This situation typically means that BLDL could not find the indicated exit module in the STEPLIB or JOBLIB data set for the job.

*rc* The four digit hexadecimal return code from the failing service.

**System action:** The user exit module is ignored. Processing of the PROCLIB member continues. If this error occurs in the initial PROCLIB member processing during early address space initialization, BPE terminates with abend 3400, subcode 5. If this error occurs during REFRESH USEREXIT command processing, the command is ignored, and no changes are made to the user exit environment.

**System programmer response:** Examine the indicated PROCLIB member for the user exit list and correct the EXITDEF statement for the indicated user exit type and module. If the BPE0016I message was issued during address space initialization, restart the address space. If the message was issued in response to a REFRESH USEREXIT command, reissue the command.

Module: BPEUXRF0

---

**BPE0017I**    **MULTIPLE** *type* **STATEMENTS IN**  
*member* **PROCLIB MEMBER - LAST**  
**WILL BE USED**

**Explanation:** While processing a PROCLIB member, BPE encountered multiple statements of a specific type when only one was expected. BPE uses the last statement of the duplicated type; the others are ignored.

In the message text:

*type*      A short description of the type of statement that was duplicated.

*member*    The PROCLIB member name.

**System action:** Processing continues.

**System programmer response:** No action is required.

You might want to examine the indicated PROCLIB member to ensure that the values specified on the final statement are correct.

Module: BPETRI00, BPEUXRF0, BPEDSI00

---

**BPE0018I**    **DUPLICATE EXIT** *module* **SPECIFIED**  
**FOR** *component type* **EXIT - IGNORED**

**Explanation:** While processing a PROCLIB member for a user exit list, BPE found the same user exit module specified more than once in a single exit list (EXITS parameter) on an EXITDEF statement. Only the first instance of the module is in effect; all subsequent specifications of the module are ignored.

In the message text:

*module*    The name of the user exit module that was specified more than once.

*component*    The name of the owning IMS component of the user exit list member that was being processed (for example, BPE, CQS, OM, RM, or SCI).

*type*      The up-to-8 character exit type name of the exit being processed.

**System action:** The duplicate user exits after the first occurrence are ignored. Processing of the user exit PROCLIB continues.

**System programmer response:** No response is required. However, you might want to examine the EXITDEF statement to ensure that the exits specified are listed in the correct order for your installation. User exits are called in the order they are listed on the EXITS statement.

Module: BPEUXRF0

---

**BPE0019E**    *component type* **USER EXIT MODULE**  
*module* **ABEND** *code*

**Explanation:** An abend occurred while a user exit module was in control. *In control* means that BPE gave control to the exit. However, the abend does not have to be in the exit module itself. This message is also issued if the exit called another module, which then terminated abnormally.

In the message text:

*component*

The name of the owning IMS component of the user exit type being called (for example, CQS, OM, RM, or SCI).

*type*      The up-to-8 character exit type name of the exit that terminated abnormally.

*module*    The load module name of the exit that terminated abnormally.

*code*      The abend code. For system abends, the format of code is *Sxxx*, where *xxx* is the 3-digit abend code in hexadecimal. For user abends, the format of code is *Udddd*, where *dddd* is the 4-digit abend code in decimal.

**System action:** BPE protects all user exits with a recovery routine. When a user exit terminates abnormally, BPE attempts to recover from the abend and continue processing. Recovery actions include the following:

- The first time a specific user exit module abends after it is loaded, BPE issues an SDUMP to dump the address space for the abend. For abends after the first abend, BPE does not dump the address space again; however, it does generate a SYS1.LOGREC entry for each abend occurrence.
- If the number of abends for a specific user exit module reaches or exceeds the abend limit value for the user exit type of the exit, no further calls are made to the exit until it is refreshed. The abend limit for an exit type is specified by the ABLIM parameter on the EXITDEF statement.

After a user exit abends, BPE attempts to call any other exit modules that were specified after the failing exit in the EXITS exit list.

**System programmer response:** Examine the SDUMP, the SYS1.LOGREC entries, or both to determine the problem with the user exit. Correct the problem with the exit, rebind the exit to the libraries of the job, and issue the REFRESH USEREXIT command. The REFRESH USEREXIT command loads a copy of the corrected exit and causes BPE to resume calling the exit module whenever exits of its type are started.

Module: BPEUXCLO

---

---

**BPE0020I**    **ABEND LIMIT REACHED FOR**  
*component type* **USER EXIT MODULE**  
*module*

**Explanation:** The indicated user exit module reached the abend limit for the exit type as specified in the ABLIM parameter on the EXITDEF statement.

In the message text:  
*component*

The name of the owning IMS component of the user exit type being called (for example, BPE, CQS, OM, RM, or SCI).

*type*    The up-to-8 character exit type name of the exit that terminated abnormally.

*module*    The load module name of the exit that terminated abnormally.

**System action:** No further calls are made to the indicated user exit module until the next refresh of the exit. Refreshing the user exit resets the abend count for the exit to zero, allowing it to be called again.

**System programmer response:** Examine the SDUMP, the SYS1.LOGREC entries, or both to determine the problem with the user exit. Correct the problem with the exit, rebind the exit to the libraries of the job, and issue the REFRESH USEREXIT command. The REFRESH USEREXIT command loads a copy of the corrected exit and causes BPE to resume calling the exit module whenever exits of its type are started.

**Module:** BPEUXCLO

---

**BPE0021E**    **ABEND *code* IN BPE SVC INIT**  
**MODULE BPESVCIO, PSW=*psw1 psw2***

**Explanation:** An abnormal termination occurred while module BPESVCIO was in control. Module BPESVCIO is the module that initializes the BPE SVC routine (an internal SVC used by BPE and other IMS components). BPESVCIO processing is protected by an internal ESTAE, which attempts to retry from the abend and clean up any global resources (common storage, MVS Enqueues) that BPESVCIO obtained. This message is issued to alert the operator that termination occurred.

In the message text:

*code*    The abend code. For system abends, the format of code is *Sxxx*, where *xxx* is the 3-digit abend code in hexadecimal. For user abends, the format of code is *Udddd*, where *dddd* is the 4-digit abend code in decimal.

*psw1*    The first word of the PSW (program status word) at abend.

*psw2*    The second word of the PSW at abend.

**System action:** BPE collects diagnostic data about the abend, and then resumes execution in a cleanup routine within BPESVCIO. This routine attempts to release any global resources that BPESVCIO obtained as a part of its processing. The routine returns to the BPESVCIO caller, which can choose to continue processing or to terminate abnormally.

The first time that BPESVCIO abends, its ESTAE creates an SDUMP of the address space, and causes a record to be written to the SYS1.LOGREC data set to document the abend. If BPESVCIO abends a second time or more, its ESTAE does not create another SDUMP. However, it writes a record to SYS1.LOGREC.

**System programmer response:** Save any memory dump, SYSLOG, and SYS1.LOGREC information and contact IBM Software Support.

**Module:** BPESVCIO

---

**BPE0022E**    **ABEND *code* IN BPE SVC**  
**PROCESSING, PSW=*psw1 psw2***

**Explanation:** An abnormal termination occurred during BPE SVC processing. The BPE SVC module (BPESVC00) establishes an ESTAE to protect its processing. This ESTAE attempts to retry from the abend and clean up any global resources (common storage, MVS Enqueues) that BPESVC00 obtained. This message issued to alert the operator that a termination occurred.

In the message text:

*code*    The abend code. For system abends, the format of code is *Sxxx*, where *xxx* is the 3-digit abend code in hexadecimal. For user abends, the format of code is *Udddd*, where *dddd* is the 4-digit abend code in decimal.

*psw1*    The first word of the PSW (program status word) at abend.

*psw2*    The second word of the PSW at abend.

**System action:** BPE collects diagnostic data about the abend, and then resumes execution in a cleanup routine within BPESVC00. This routine attempts to release any global resources that BPESVC00 obtained as a part of its processing, and returns to the caller of BPESVC00, which can choose to continue processing or to terminate abnormally.

The first time that BPESVC00 abends, its ESTAE creates an SDUMP of the address space, and causes a record to be written to the SYS1.LOGREC data set to document the abend. If BPESVC00 terminates a second time or more for the same SVC call, its ESTAE does not create another SDUMP. However, it writes a record to SYS1.LOGREC.

**System programmer response:** Save any memory dump, SYSLOG, and SYS1.LOGREC information and contact IBM Software Support.

**Module:** BPESVC00

---

**BPE0023I**    *command* **COMMAND REJECTED**

**Explanation:** A command was issued, but could not be processed. The command was rejected Depending on the IMS component, this message might not be issued when a command is rejected. The IMS component using BPE might choose to issue its own

## BPE0024E • BPE0027E

message rejecting the command, and might request that BPE not issue this message.

In the message text:

*command*

The command that was rejected. If the command that was entered was the MVS STOP command (P jobname), then MVS STOP displays as the command. For all other commands, the command verb and resource type are displayed (for example, UPDATE TRACETABLE or REFRESH USEREXIT).

**System action:** The command is not processed.

**Module:** BPEMOD00, BPECMD10

---

### BPE0024E *command* COMMAND FAILED

**Explanation:** The processing for a command failed. Depending on the IMS component, this message might not be issued when a command fails. The IMS component using BPE might choose to issue its own message about a command failure, and might request that BPE not issue the BPE0024E message.

In the message text:

*command*

The command that failed. If the command that was entered was the MVS STOP command (P jobname), then MVS STOP displays as the command. For all other commands, the command verb and resource type are displayed (for example, UPDATE TRACETABLE or REFRESH USEREXIT).

**System action:** The command failed.

**Module:** BPEMOD00, BPECMMD10

---

### BPE0025I STOP OF *component* IS IN PROGRESS

**Explanation:** An MVS STOP command was issued for a IMS component that is running with BPE. BPE is processing the stop request. Depending on the IMS component, this message might not be issued when the address space is stopped. The IMS component using BPE might choose to issue its own shutdown messages and might request that BPE not issue this message.

In the message text:

*component*

The name of the IMS component that is being stopped (for example, BPE, CQS, OM, RM, or SCI).

**System action:** BPE initiates a shutdown of the address space.

**Module:** BPEMOD00

---

### BPE0026E CLEANUP FAILURE RC=*rc* RSN=*rsn* *component*

**Explanation:** An error occurred during BPE resource cleanup processing. Some resources might not be properly cleaned up. BPE establishes a resource manager routine to clean up global resources when an address space using BPE services terminates. If the resource manager cannot clean up a particular resource, it issues this message.

In the message text:

*rc* The return code, if applicable, from the failing service. This code might help to identify the cause of the failure.

*rsn* The reason code, if applicable, from the failing service.

*component*

A short text string that identifies the component or resource that could not be cleaned up. Possible components are:

- **BPE SVC:** Clean up failed for the BPE SVC service. The return code and reason code in the message are from the BPE SVC EOMCLEANUP function. This error indicates that some of the SVC functions registered by the terminating address space might not have been properly deregistered.
- **ALESERV:** A call to the MVS ALESERV service to obtain the current address space STOKEN failed. The return code in the message is the return code from the ALESERV macro; the reason code is always zero.

**System action:** BPE resource cleanup processing continues with the next resource, and the address space terminates.

**User response:** Depending on the cause of the cleanup failure, BPE might have created an SDUMP. If so, save the memory dump, SYSLOG, and SYS1.LOGREC information and contact IBM Software Support. If BPE did not create an SDUMP, obtain the return code, reason code, and component from the BPE0026E message and contact IBM Software Support with this information.

**Module:** BPERSM00

---

### BPE0027E ABEND *code* IN BPE RESMGR PROCESSING, PSW=*psw1* *psw2*

**Explanation:** An abnormal termination occurred during BPE resource manager processing while terminating an address space running with BPE services. The BPE resource manager module (BPERSM00) establishes an ESTAE to protect its processing. This ESTAE attempts to retry from the abend and to continue cleaning up global resources. This message is issued to alert the operator that an abend occurred.



In the message text:

*code* The abend code. For system abends, the format of code is *Sxxx*, where *xxx* is the 3-digit abend code in hexadecimal. For user abends, the format of code is *Udddd*, where *dddd* is the 4-digit abend code in decimal.

*psw1* The first word of the PSW (program status word) at abend.

*psw2* The second word of the PSW at abend.

**System action:** BPE collects diagnostic data about the termination and then resumes execution in the main BPERSM00 routine, which attempts to continue cleanup with the next resource after the one that was being processed when the abend occurred.

The first time that BPERSM00 abends, its ESTAE creates an SDUMP of the address space, and causes a record to be written to the SYS1.LOGREC data set to document the abend. If BPERSM00 abends a second time or more, its ESTAE does not create another SDUMP. However, it writes a record to SYS1.LOGREC.

**System programmer response:** Save any memory dump, SYSLOG, and SYS1.LOGREC information and contact IBM Software Support.

**Module:** BPERSM00

**BPE0028I** SDUMP FAILED FOR *abend* ABEND,  
RC=*rc*, RSN=*rsn*

**Explanation:** BPE issued an SDUMP call to z/OS to produce a memory dump of the address space after an abend, but the SDUMP was not successful.

In the message text:

*abend* The abend code for which the storage dump was created. For system abends, the format of code is *Sxxx*, where *xxx* is the 3-digit abend code in hexadecimal. For user abends, the format of code is *Udddd*, where *dddd* is the 4-digit abend code in decimal.

*rc* The return code from the MVS SDUMP macro.


*rsn* The reason code from the MVS SDUMP macro.

**System action:** The SDUMP is skipped.

**System programmer response:** Use the return and reason codes from the MVS SDUMP macro to determine the cause of the SDUMP failure. If appropriate, correct the cause of the failure so that future memory dumps are not lost.

**Module:** BPEINIT0, BPERSM00, BPESVC10, BPESVC00, BPESYES0, BPESRFR0

**Related reference:**

 z/OS: SDUMP return and reason codes

**BPE0029I** DAE SUPPRESSED DUMP FOR *abend*  
ABEND

**Explanation:** BPE issued an SDUMP call to z/OS to produce a memory dump of the address space after an abnormal termination, but the SDUMP was suppressed by z/OS dump analysis and elimination (DAE).

BPE recovery routines gather symptom string data related to an abend, and provide this data to z/OS when an SDUMP is requested. IF DAE is enabled, z/OS suppresses duplicate memory dumps, for example, dumps that have symptom strings identical to previously captured memory dumps. DAE is controlled through the MVS ADYSETxx PARMLIB member and the MVS SET DAE command.

In the message text:


*abend* The abend code for which the storage dump was created. For system abends, the format of code is *Sxxx*, where *xxx* is the 3-digit abend code in hexadecimal. For user abends, the format of code is *Udddd*, where *dddd* is the 4-digit abend code in decimal.

**System action:** The SDUMP is skipped. A BPE-generated memory dump is suppressed if its symptom string matches a previous dump, and if the current DAE setting in ADYSETxx is either SUPPRESS OR SUPPRESSALL.

**System programmer response:** No action is required.

**Module:** BPEINIT0, BPERSM00, BPESVC10, BPESVC00, BPESYES0, BPESRFR0

**Related reference:**

 z/OS: Statements/parameters for ADYSETxx

**BPE0030I** *displayheader*

**Explanation:** This message displays the header line or lines generated by the DISPLAY command for BPE resources.

In the message text, *displayheader* is one or more lines of header information associated with the output from a DISPLAY command.

**BPE0031E** *verb* COMMAND IS INVALID

or

*verb resource type* COMMAND IS INVALID

**Explanation:** A command was issued that BPE did not recognize. Even if you entered a valid command verb, this message might be generated if you omitted a required resource type or specified a resource type to which the verb does not apply. For example, if you entered DISPLAY NAME(DISP), you would receive the error message:

BPE0031E DISPLAY COMMAND IS INVALID

## BPE0032I • BPE0035E

This error occurs because the DISPLAY command requires a resource type on which it is to operate.

Similarly, if you entered REFRESH TRACETABLE NAME(AWE), you would receive the error message:  
BPE0031E REFRESH TRACETABLE COMMAND IS INVALID

This error occurs because the REFRESH command applies to the USEREXIT resource type, not the TRACETABLE resource type.

In the message text:

*verb* The command verb from the command that was issued

*resourcetype*

The resource type from the command that was issued, if present

**System action:** The command is ignored.

**System programmer response:** Reenter the command with the correct verb, or verb and resource type.

**Module:** BPECMD00, BPECMD10

---

**BPE0032I** *verb* COMMAND COMPLETED

or

*verb resourcetype* COMMAND COMPLETED

**Explanation:** A command completed processing. This message is issued in two cases:

- For commands that generate a variable number of lines of output, such as DISPLAY commands. This message indicates the end of the command output.
- For commands that generate no other messages. This message provides feedback that command processing is complete.

This message is not issued when a command generates a fixed number of lines of output, such as a single response line or error message line.

In the message text:

*verb* The command verb from the command that was issued

*resourcetype*

The resource type from the command that was issued, if present

**System action:** Processing continues.

**System programmer response:** No action is required.

**Module:** BPECMD10

---

**BPE0033E** MISSING COMMAND VERB

**Explanation:** A command was entered that is missing a command verb, which is the first word of the command string. You receive this message only if you enter a command that consists of only *keyword(value)*

parameters. For example, if you enter NAME(DISPLAY) OWNER(BPE), this message is issued. This command does not contain a non-keyword parameter to act as the command verb.

**System action:** The command is ignored.

**System programmer response:** Reenter the command with the valid command verb.

**Module:** BPECMD00

---

**BPE0034E** NO MATCH FOUND FOR *resourcetype* WITH NAME *name*

**Explanation:** A name or wildcard pattern on the NAME parameter of a command did not match any instances of the requested resource type. For example, the command DISPLAY TRACETABLE NAME(ZZZZ,QQ\*) generates the following response:

BPE0034E NO MATCH FOUND FOR TRACETABLE WITH NAME "ZZZZ"

BPE0034E NO MATCH FOUND FOR TRACETABLE WITH NAME "QQ\*"

In the message text:

*resourcetype*

The resource type specified in the command

*name* The name or wildcard pattern specified on the NAME parameter that did not match any instance of the resource type

**System action:** If some of the names listed on the NAME parameter of the command matched existing resource instances, the command processes against those instances. If none of the names listed on the NAME parameter matched existing resource instances, the command is ignored.

**System programmer response:** Reenter the command with the appropriate resource type names.

**Module:** BPECTRA0, BPECURF0

---

**BPE0035E** INVALID VALUE "*value*" FOR KEYWORD *keyword*

**Explanation:** The value specified on the indicated keyword was not valid. For example, the command UPDATE TRACETABLE NAME(DISPLAY) OWNER(ABCD) LEVEL(GROUND) would generate the following response:

BPE0035E INVALID VALUE "ABCD" FOR KEYWORD OWNER  
BPE0035E INVALID VALUE "GROUND" FOR KEYWORD LEVEL

In the message text:

*value* The keyword parameter value that is in error

*keyword* The keyword whose value is in error

**System action:** The command is ignored.

**System programmer response:** Reenter the command with the appropriate value on the indicated keyword.

**Module:** BPECTRA0, BPECURF0

**BPE0036E INTERNAL COMMAND PROCESSING ERROR, service RC=rc**

**Explanation:** An internal error in BPE occurred while processing the command. For details on the failure, see the service return code, as indicated by *service* and *rc*, in the BPE service return codes information.

In the message text:


*service* Is the name of the failing service that prevented the command from processing.  
*rc* Is the return code from the failing service call.

**System action:** The command is ignored.

**System programmer response:** Some internal errors that result in this message could be due to temporary conditions, such as a temporary lack of storage. Other errors indicate possible logic errors within product code. Reenter the command and see if the error recurs. If it does, issue a console memory dump of the address space immediately after entering the command and contact the IBM support center. To ensure that trace information necessary to the resolution of the problem is available, you can turn on the following BPE traces at LEVEL(HIGH): CMD, SSRV, STG, DISP.

**Module:** BPECMD00, BPECMD10, BPECTRA0, BPECURF0

**Related reference:**

 BPE service return codes (Messages and Codes)

**BPE0037E UNABLE TO START BPE: details**

**Explanation:** A BPE address space startup module (BPEINI00 or BPEINIT0) encountered an error that prevented a BPE address space from starting.

In the message text:

*details* A description of the problem that prevented the address space from starting. *details* is one of the following situations:

**NOT APF AUTHORIZED**

The address space being started is not APF-authorized. All BPE and IMS component modules must be in data sets that are APF-authorized. In addition, module BPEINI00 must be bound with authorization code 1: SETCODE AC(1)

**NOT RUNNING IN KEY 7**

BPE initialization received control in a key other than key 7. BPE must run in key 7. Ensure that the module specified on the PGM= parameter of your address space JCL EXEC statement is correctly added to the MVS PPT and specifies KEY(7).

**BPEINIT= PARM MISSING OR INVALID**

Either module BPEINI00 could not find the BPEINIT= keyword on the JCL startup parameters (PARM=), or

the specified module name was missing or invalid. The BPEINIT= parameter is required and identifies the name of the BPE startup parameter module. The parameter module defines the type of IMS component address space to start.

**ERROR LOADING BPEINIT= MODULE**

*module* The module specified by the BPEINIT= keyword on the JCL startup parameters (PARM=) could not be loaded. In the message text:  
*module* The name of the module specified in the BPEINIT= keyword that could not be loaded.

**BPEINIT= MODULE module LINKED AS REENTRANT**

The module specified by the BPEINIT= keyword on the JCL startup parameters (PARM=) was loaded into key 0 storage. This situation probably occurred because the module was bound as reentrant. This module must be bound as non-reentrant. In the message text:  
*module* The name of the module specified in the BPEINIT= keyword that was linked as reentrant.

**MISSING OR INVALID PARMS IN BPEINIT= MODULE module**

The BPEINI00 module could not find a valid startup parameter data area (UCDB block) in the module specified by the BPEINIT= keyword on the JCL startup parameters. In the message text:  
*module* The name of the module specified in the BPEINIT= keyword.

**UNABLE TO GET STORAGE FOR COPY OF MVS PARAMETERS**

The BPEINI00 module could not get storage for a copy of the z/OS input parameters.

**UNKNOWN ERROR**


The BPEINI00 module encountered an unknown error.


**System action:** The starting address space is abnormally terminated with either BPE abend 3401 or 3403.

**Operator response:** If the error described in this message is due to environmental conditions (for example, incorrect authorization or invalid parameters), correct the indicated problem and restart the address space. Otherwise, save any job log and system log information and contact IBM Software Support.

**Module:** BPEINI00, BPEINIT0

**Related information:**

 BPE abend 3401

 BPE abend 3403

---

**BPE0038E BPE STACK MANAGER INTERNAL ERROR**

**Explanation:** The BPE stack storage manager was unable to obtain storage for a new stack block.

**System action:** The BPE stack storage manager issues an SDUMP the first time this condition arises to gather diagnostic data about the problem. The stack manager then suspends the caller until a stack block is eventually freed by another thread.

**System programmer response:** This message is issued when storage is unavailable to satisfy an internal request for stack storage within the address space. BPE suspends the unit of work that is requesting that additional stack storage until storage becomes available. However, this suspension could lead to reduced function and performance in the product that is running in the address space. You should increase the available region size for the address space and shut it down and restart it as soon as possible. If you continue to get this message, save the SDUMP produced by BPE and contact IBM Software Support.

**Module:** BPESTKM0

---

**BPE0039E BPE STACK MANAGER MULTIPLE INTERNAL ERRORS**

**Explanation:** The BPE stack storage manager encountered multiple cases where it could not obtain storage for a new stack block.

**System action:** The BPE stack storage manager issues message BPE0038E the first time it is not able to get a new stack block when one is needed. Subsequent failures do not generate additional BPE0038E messages. However, if the stack manager repeatedly cannot get storage, it eventually issues this message indicating that the storage problem is likely a chronic one, and that action should be taken quickly to resolve the storage shortage. In addition to issuing this message, BPE also creates a second SDUMP after the repeated failures to capture additional diagnostic steps.

**System programmer response:** This message is issued by the BPE stack manager after repeated failures to obtain storage. It is unlikely that the address space will function well at this point. You should increase the available region size for the address space and immediately shut it down and restart it. If you continue to get this message, save the SDUMP produced by BPE and contact IBM Software Support.

**Module:** BPESTKM0

**Related information:**

 BPE0038E (Messages and Codes)

---

**BPE0040E DYN *type* FAILED FOR *dstype*, RC=*rc*/rsn DSN=*dsn***

**Explanation:** Dynamic allocation or unallocation of a data set failed.

In the message text:


- type* The type of service that failed.
  - ALLOC for dynamic allocation
  - UNALLOC for dynamic unallocation
- dstype* The data set type or DD name of the data set that BPE could not allocate or deallocate.
- rc* The return code from the MVS DYNALLOC call.
- rsn* The reason code from the MVS DYNALLOC call.
- dsn* The name of the data set that BPE was trying to allocate or deallocate.

**System action:** The BPE dynamic allocation service returns to its caller. The caller might take some additional action based on the failure, such as issue an additional message or an abend.

**System programmer response:** Analyze the state of the data set that failed dynamic allocation or unallocation. The data set must be cataloged. For information about the dynamic allocation or unallocation return codes and reason codes, see *z/OS MVS Programming Authorized Assembler Services Guide* (SA22-7608).

**Module:** BPEDYA00

**Related reference:**

 z/OS: Interpreting error reason codes from DYNALLOC

---

**BPE0041E UNABLE TO ALLOCATE REQUESTED STORAGE**

**Explanation:** The BPE storage allocation service, BPEGETM, could not allocate the storage requested by its caller. This message is only issued the first time that BPEGETM could not obtain storage.

**System action:** BPEGETM returns an error return code to its caller.

**System programmer response:** The storage shortage which lead to this message being issued might be due to the region size for the address space being set too small. Increase the region size by changing the REGION= parameter on the address space JCL, and restart the address space.

If the problem persists, save any memory dumps and contact IBM Software Support. If no memory dumps were produced, create a console memory dump of the address space that is causing this message to be issued.

**Module:** BPESTG00

**BPE0042E ERROR INITIALIZING BPE LIMITED FUNCTION SERVICES:** *details*

**Explanation:** The initialization of BPE limited function services (LFS) failed. BPE LFS is used in certain address spaces (such as the IMS control region) that do not otherwise use BPE services. If BPE is unable to successfully initialize the LFS environment, it issues this message to document the error.

In the message text:

*details* The type of error that was detected.

The details portion of the BPE0042E message further explains the error detected, and can be one of the following:

**UNABLE TO GET STORAGE**

A STORAGE OBTAIN call failed to get storage necessary to initialize the BPE LFS environment.

**UNABLE TO LOAD BPEZLFS0**

BPE could not load the main BPE LFS module, BPEZLFS0.

**INVALID BPEZLFS0 VECTOR TABLE**

The vector table at the beginning of module BPEZLFS0 was invalid. This table is used to locate all of the functional routines contained within the BPEZLFS0 load module. When processing the table, BPE detected an invalid entry.

**UNABLE TO CREATE NAME-TOKEN**

BPE attempted to create an z/OS name-token for use later by BPE LFS. The create call failed.

**UNKNOWN ERROR**

An unexpected error occurred during BPE LFS initialization.

**System action:** BPE LFS initialization fails, and a non-zero return code is passed back to the caller. BPE LFS services are unavailable. When the caller is the IMS control region, IMS initialization fails. IMS issue messages DFS2930I, followed by an abend 0071.

**System programmer response:** If the error described in this message is caused by environmental conditions (for example, insufficient storage or modules missing from IMS.SDFSRESL), correct the indicated problem and restart the address space. Otherwise, save any memory dump and SYSLOG information, and contact the IBM Software Support.

**Module:** BPEZINI0

**Related information:**

➔ DFS2930I (Messages and Codes)

➔ IMS abend 0071

**BPE0043E ERROR DURING EXTERNAL TRACE PROCESSING IN MODULE** *module*  
**BPE0043E** *details*

**Explanation:** An error occurred during external trace processing. In the message text:

*module* The module detecting the error

*details* The details line further explains the error detected. *details* can be one of the following:

**UNABLE TO OBTAIN** *type* **STORAGE**

Contact your IMS system programmer.

**UNABLE TO ENQUEUE AN AWE TO START EXTERNAL TRACE**

Contact your IMS system programmer.

**UNABLE TO ENQUEUE AN AWE TO STOP EXTERNAL TRACE**

Contact your IMS system programmer.

**EXTTRACE PARM NOT DEFINED IN BPE CONFIG PARM MBR**

Define EXTTRACE parameter in the BPE configuration parameter member (BPECFG=) and retry bringing up the address space.

**UNIT() SPECIFIED WITHOUT VOLSER() ON EXTTRACE PARAMETER**

Modify EXTTRACE parameter in the BPE configuration parameter member (BPECFG=) to include both UNIT() and VOLSER().

**VOLSER() SPECIFIED WITHOUT UNIT() ON EXTTRACE PARAMETER**

Modify EXTTRACE parameter in the BPE configuration parameter member (BPECFG=) to include both UNIT() and VOLSER().

**STORCLAS() AND UNIT/VOL SPECIFIED ON EXTTRACE PARAMETER**

Modify EXTTRACE parameter in the BPE configuration parameter member (BPECFG=) to include either UNIT()/VOLSER() combination or STORCLAS().

**SPACEUNIT() AND AVGREC() SPECIFIED ON EXTTRACE PARAMETER**

Modify EXTTRACE parameter in the BPE configuration parameter member (BPECFG=) to include either SPACEUNIT or AVGREC.

**UNABLE TO LOAD DYNAMIC ALLOCATION MODULE**

Contact your IMS system programmer.

**UNABLE TO ALLOCATE EXTERNAL TRACE DATA SET**

Contact your IMS system programmer.

**UNABLE TO OPEN EXTERNAL TRACE DATA SET**

Contact your IMS system programmer.

**INVALID EXTERNAL TRACE DATA SET**  
*attr DCB ATTRIBUTE*

Contact your IMS system programmer.

**UNABLE TO CALCULATE EXTERNAL TRACE DATA SET TRACK SPACE**

Contact your IMS system programmer.

**UNABLE TO ALLOCATE EXTERNAL TRACE DATA SET COPY BUFFERS**

Contact your IMS system programmer.

**UNABLE TO FREE EXTERNAL TRACE DATA SET COPY BUFFER**

Contact your IMS system programmer.

**ENCOUNTERED EXTERNAL TRACE DATA SET** *action I/O ERROR*

Contact your IMS system programmer.

**ENCOUNTERED ERROR DURING EXTERNAL TRACE DATA SET SWITCH**

Contact your IMS system programmer.

**ENCOUNTERED INVALID EXTERNAL TRACE DATA SET COPY BUFFER**

Contact your IMS system programmer.

**UNABLE TO CLOSE EXTERNAL TRACE DATA SET**

Contact your IMS system programmer.

**INTERNAL PROCESSING ERROR, *service***  
**RC=*rc***

An internal error within BPE, as indicated by the *service* included in the text. In the message text:

*service* The BPE internal service returning the error return code.

**rc** The return code from the failing BPE internal service.

**EXTERNAL PROCESSING ERROR, *service***  
**RC=*rc/rsn***

An external error was encountered as indicated by the *service* included in the text. In the message text:

*service* The name of the external service

*rc* The return code returned by the failing service

*rsn* The reason code returned by the failing service, if any is supplied

**System action:** BPE external trace functionality is no longer available.

**System programmer response:** Messages that further explain the reason for the error might precede this message. Refer to the job log output from the failed job for explanatory messages.

If you cannot determine and correct an environmental cause for the problem, save any storage memory dump and SYSLOG information. Then contact IBM Software Support.

**Module:** BPETRBG0, BPETRFO0, BPETROC0

**BPE0044I BPE EXTERNAL TRACE FUNCTION NOT ACTIVE**

**Explanation:** An error occurred during external trace processing and external trace functionality is no longer active. This message is also issued if the external trace function is stopped by using a BPE UPDATE TRTAB command.

**System action:** BPE external trace functionality is no longer available.

**System programmer response:** Messages that further explain the reason for the error might precede this message. Refer to the job log output from the failed job for explanatory messages.

Issue UPD TRTABLE command to restart the external trace functionality.

If you cannot determine and correct an environmental cause for the problem, save any storage memory dump and SYSLOG information, and contact IBM Software Support.

**Module:** BPETRFO0, BPEXXTF0

**BPE0045E BPE *ver.rel* REQUIRES *facility***

**Explanation:** An address space using BPE could not be started because BPE required a system facility that was not available. Facilities that prevent BPE from starting can include hardware (including not having a particular hardware level or facility) and software (including not having a required software component installed or at the correct level).

Information in the message text is as follows:

*ver.rel* The BPE internal version and release levels. For example, 1.6 is the internal BPE version and release for IMS Version 10.

*facility* The facility that BPE needed but was not available. The value of *facility* can be one of the following:

**Z/ARCHITECTURE MODE**

BPE 1.6 or later can run only on processors running in z/Architecture® mode. ESA and below is no longer supported. You must either re-IPL your z/OS system in z/Architecture mode, or you must move the address space you are trying to start to a



different machine that is running in z/Architecture mode.

#### 64-BIT VIRTUAL SUPPORT

You can run BPE 1.6 or later only under a z/OS release that has 64-bit virtual storage support. If you receive this message, then you are running BPE under a non-supported z/OS level that does not allow 64-bit virtual storage. You must upgrade your z/OS to the minimum level for the current release of BPE. For the minimum supported z/OS release, see Software requirements (Release Planning).

#### SYSTEM Z10 OR HIGHER

BPE 2.1 or later can run only on a System z10<sup>®</sup> processor (machine type 2097) or above. For a complete list of supported processors, see the *IMS Version 15 Release Planning*.

**System action:** The address space terminates with a 3400 abend.

**System programmer response:** Make the facility indicated available on the machine on which you run the BPE address space. As an alternative, run the BPE address space on a different machine that has the indicated facility.

**Module:** BPEINIT0

**Related reference:**

➔ Processor requirements (Release Planning)

**Related information:**

➔ 3400 (Messages and Codes)

---

#### BPE0046I EXTERNAL TRACE DATA SET *dsn* OPENED ( or CLOSED) ON VOL *vol*

**Explanation:** A BPE external trace data set, indicated by *dsn*, was opened or closed.

**System action:** An external trace data set is opened if the current data set becomes full, or if the external trace functionality is started. An external data set is closed when it becomes full or when the external trace functionality is stopped.

**System programmer response:** No action is required.

**Module:** BPETROC0

---

#### BPE0047E ERROR DURING UPDATE TRACETABLE REREAD PROCESSING *details*

**Explanation:** An error occurred when processing the OPTION(REREAD) option of the UPDATE TRACETABLE command. The UPDATE command is not processed.

The *details* of the message provides more information about the error detected, and can be one of the following:

#### UNABLE TO GET NECESSARY STORAGE

BPE was not able to obtain the storage required to reprocess the BPE configuration PROCLIB member when trying to obtain any updated value for the EXTTRACE parameter.

#### ERROR READING BPE CONFIGURATION

##### PROCLIB MEMBER *member*

An error occurred reading the BPE configuration PROCLIB member. This message is preceded by message BPE0002E, which provides details about the error. In the *details* text, *member* identifies the name of the BPE configuration PROCLIB member that could not be read.

#### ERROR PARSING BPE CONFIGURATION PROCLIB MEMBER *membername*

An error occurred parsing the BPE configuration PROCLIB member. If this is due to a syntactical error within the data being parsed, then this message is preceded by message BPE0003E describing the error. In the *details* text, *membername* is the name of the BPE configuration PROCLIB member that could not be parsed.

#### UNKNOWN ERROR *rc* FROM PARSING MODULE BPEPCF10

Module BPEPCF10 returned an unexpected return code to the UPDATE TRACETABLE command processor. BPEPCF10 is the module that reads and parses the BPE configuration PROCLIB member. In the *details* text, *rc* is the unknown return code from module BPEPCF10.

#### LOAD FAILED FOR BPEPCF10, BPELOADC RC=*rc*

Module BPEPCF10 could not be loaded. BPEPCF10 is the module that reads and parses the BPE configuration PROCLIB member. In the *details* text, *rc* is the return code from the BPELOADC service used to load and call BPEPCF10.

#### BPE CONFIG PROCLIB MEMBER NAME WAS NOT CODED ON STARTUP PARMS

The BPE configuration PROCLIB member could not be reread because no member name was specified on the startup parameters for the address space. You must include the BPECFG= parameter in the job parameters and must specify a valid BPE configuration PROCLIB member name for the OPTION(REREAD) parameter to be usable on the UPDATE TRACETABLE command. OPTION(REREAD) is not applicable for this execution of the address space.

#### PREVIOUS UPDATE COMMAND REREAD PROCESSING IN PROGRESS

A previous UPDATE TRACETABLE command specified OPTION(REREAD). The reprocessing of the EXTTRACE statement for this previous UPDATE command has not yet completed. A

## BPE0048E • BPE0051E

second UPDATE TRACETABLE command with OPTION(REREAD) cannot be processed until the processing of the first command has completed.

### NO MATCHING EXTTRACE STATEMENT FOUND FOR ADDRESS SPACE

The BPE configuration PROCLIB member did not contain an EXTTRACE statement that applies to this address space. In order to apply, an EXTTRACE statement must either contain the COMP= parameter specifying the component type for the current address space, or else must have no COMP= parameter specified (so that the EXTTRACE statement applies to all address spaces).

**System action:** The UPDATE TRACETABLE command fails, and no change is made to the trace table settings.

**System programmer response:** For errors that are correctable (for example: parsing errors, incorrect parameters, incorrectly named PROCLIB members), correct the error and reissue the UPDATE TRACETABLE command.

Some internal errors that result in message BPE0047E could be due to transient conditions, such as a temporary lack of storage. Enter the command again and check whether the error recurs. If it does, issue a console memory dump of the address space immediately after entering the command, and contact the IBM Software Support. To ensure that trace information necessary to the resolution of the problem is available, you can turn on the following BPE traces at LEVEL(HIGH): CMD, SSRV, STG, DISP

**Module:** BPECTRA0

---

### BPE0048E ABEND IN BPE SYSTEM FRR ROUTINE (BPESRFR0)

**Explanation:** An abnormal termination occurred in the BPE system FRR module while it was processing a previous abend.

**System action:** This message should be followed by a z/OS system dump on the z/OS console. In addition, a SYS1.LOGREC entry is generated for the abend. The BPE FRR module attempts to recover from the abend and continues processing the original abend.

**System programmer response:** Save any dump and SYSLOG information, and contact IBM Software Support.

**Module:** BPESRFR0

---

### BPE0049I BPE IS TERMINATING ALL BPE-MANAGED SRBS

**Explanation:** During abnormal termination of a BPE address space, BPE requests all SRBs managed by BPE to terminate before continuing with address space termination. This informational message indicates that

BPE has started the SRB termination process.

**System action:** After issuing this message, BPE terminates all BPE-managed SRBs.

**System programmer response:** No action is required.

**Module:** BPESRPG0

---

### BPE0050I BPE SRB TERMINATION COMPLETE

**Explanation:** During abnormal termination of a BPE address space, BPE requests all SRBs managed by BPE to terminate before continuing with address space termination. This message informational message indicates that BPE completed SRB termination.

**System action:** After issuing this message, BPE continues with address space abnormal termination.

**System programmer response:** No action is required.

**Module:** BPESRPG0

---

### BPE0051E SRB TYPE *type* IS BEING ABNORMALLY TERMINATED - DIAG *diag1 diag2*

**Explanation:** During abnormal termination of a BPE address space, BPE requests all SRBs managed by BPE to terminate before continuing with address space termination. However, one or more SRBs did not terminate. BPE abends such SRBs with ABENDU3405 before continuing with abnormal termination. BPE issues the BPE0051E message for each SRB that does not successfully terminate, before abnormally terminating it with ABENDU3405.

In the message text:

*type* The 4-character type of the SRB being terminated.

*diag1* The address of the internal BPE TCBT control block that represents the SRB being abnormally terminated. This data and the *diag2* data is diagnostic information that might be useful for problem determination by IBM Software Support.

*diag2* Four flag bytes from internal BPE TCBT and DWA control blocks that represent the SRB being abnormally terminated. The first two bytes of this value are flags TCBT\_FLG and TCBT\_FLG2 from the BPE TCBT block. The second two bytes of this value are flags DWA\_FLG1 and DWA\_FLG2 from the BPE DWA block. This data and the *diag1* data is diagnostic information that might be useful for problem determination by IBM Software Support.

**System action:** After issuing this message, BPE abends the indicated SRB with ABENDU3405 reason code X'01'.



**System programmer response:** Save any dumps, the job log, and the console log, and contact IBM Software Support.

**Module:** BPESRPG0

---

**BPE0052E BPE SRB FRR WAS ENTERED HOLDING A CPU LOCK**

**ABEND** *abendcode* **RSN** *reasoncode* **PSW** *psw1 psw2*  
**DIAG** *diag1 diag2 diag3 diag4*

**Explanation:** A functional recovery routine (FRR) protecting a BPE-managed SRB received control holding a z/OS CPU lock. Holding a CPU lock indicates that the FRR is running disabled for interrupts. This is a restrictive mode that limits what processing the FRR can perform to either recover from or gather diagnostics for the abend. BPE issues message BPE0052E to document the abend, and then terminates the address space with ABENDU3405 reason code X'02'.

In the message text:

*abendcode*

The abend code that caused the FRR to be driven.

*reasoncode*

The reason code, if any, associated with the abend. This field is "???????" if no reason code is available.

*psw1 psw2*

The two words of the program status word (PSW) at time of abend. These fields is "???????" if the abend PSW is not available.

*diag1*

The address of the internal BPE TCBT control block that represents the SRB being abnormally terminated. This data and the *diag2*, *diag3*, and *diag4* data is diagnostic information that might be useful for problem determination by IBM Software Support.

*diag2*

The address of the internal BPE DDB control block that represents the SRB being abnormally terminated.

*diag3*

Flag bytes from the BPE SRB FRR parameter area, FRPL\_FLGWD.

*diag4*

Flag bytes from the BPE CSCD flag word CSCD\_STAFLGS. This field is "???????" if the BPE CSCD address is not available to the FRR.

**System action:** After issuing this message, if the BPE CSCD address is available to the FRR, the FRR abends the BPE job step (JSTP) TCB with ABENDU3405 reason code X'02' to terminate the address space.

**System programmer response:** Save any dumps, the job log, the console log, and SYS1.LOGREC, and contact IBM Software Support.

**Module:** BPESRFR0

---

**BPE0053E BPE *rcvrtntype* IS UNABLE TO GET STORAGE FOR AN SDUMP SRB**

**Explanation:** During ABEND processing, a BPE recovery routine attempted to get storage for an SRB in order to generate a dump. The storage was not available.

In the message text:

*rcvrtntype*

Specifies the type of BPE recovery routine that encountered the storage error: "ESTAE" (for TCBs) or "FRR" (for SRBs).

**System action:** BPE continues ABEND processing. However, no dump is generated.

**System programmer response:** No action is required. However, this message might indicate that your system has limited common storage.

**Module:** BPESRFR0

---

**BPE0054I BPE *rcvrtntype* PROCESSING COMPLETE FOR *duname dutype* – DIAG *diag1 diag2 diag3***

**Explanation:** BPE recovery routine processing is complete for the indicated dispatchable unit (TCB or SRB). This message is issued for the initial TCB or SRB that abends, and for the BPE job step TCB (type JSTP). The message is issued to provide diagnostic information about the DU termination, and does not indicate any specific problem.

In the message text:

*rcvrtntype*

Specifies the type of BPE recovery routine that encountered the storage error: "ESTAE" (for TCBs) or "FRR" (for SRBs).

*duname*

4-character name of dispatchable unit (TCB or SRB) that abended.

*dutype*

Type of dispatchable unit that abended: "TCB" or "SRB".

*diag1*

The address of the internal BPE TCBT control block that represents BPE TCB or SRB that abended. This data and the *diag2* and *diag3* data is diagnostic information that might be useful for problem determination by IBM Software Support.

*diag2*

Internal ESTAE or FRR work area flags.

*diag3*

Contents of a doubleword internal trace (EWRKKNYTR or FWRKKNYTR).

**System action:** The BPE recovery routine returns to z/OS.

**System programmer response:** No action is required.

This is a diagnostic message.

**Module:** BPESRFR0, BPESYES0

---

## Chapter 4. CQS messages (Common Queue Server)

Messages issued by the Common Queue Server (CQS) have the prefix CQS.

For information about the return and reason codes for CSL services, see information about Structured Call Interface. Also see information about the CQS control list entries.

### Related concepts:

 Overview of the CSL Structured Call Interface (System Administration)

### Related reference:

 CQS control list entries (Messages and Codes)

---

**CQS0001E** CQS INITIALIZATION ERROR IN  
*module, message text*

**Explanation:** An error occurred during CQS address space initialization in the identified module. In the message, *message text* can be one of the following:

*service name* RC=*rc* RSN=*rsn*

or

*service name* RC=*rc* text

The information in these forms of *message text* includes:

*service name*

The name of the failing service.

*rc*

The return code from the failing service. Refer to the information about CQS service return codes for a description of these codes and on BPE service return codes for a description of BPE service codes.

*rsn*

The reason code from the failing service.

*text*

Additional information to describe the error.

The values of *service name* and explanations of the problem are as follows:

#### **BPELOAD**

CQS was attempting to load a module. The text that appears in the message is the name of the module that could not be loaded. Ensure that the module is linked into IMS.SDFSRESL.

#### **CSLSCREG**

SCI registration request. RC= and RSN= values for this request are described in "CSLSCREG: registration request."

#### **CQSIXCF0, with RC=X'28'**

Two different CQS address spaces specified the same value in the SSN parameter in the execution

parameters or the CQSIPxxx PROCLIB member. Change the SSN value of one of the CQS address spaces.

#### **ENFREQ**

RC= is the return code from the MVS ENFREQ service.

#### **PARM VALIDATION ERROR** *parmname*

*parmname* is the execution or PROCLIB parameter being validated and can be one of the following:

#### **SSN**

This parameter was not specified in the execute parameters or in the CQSIPxxx PROCLIB member.

#### **CQSGROUP**

This parameter was not specified in the execute parameters or in the CQSIPxxx PROCLIB member.

#### **ARMRST**

An invalid value was specified for the ARMRST keyword in the execute parameters or in the CQSIPxxx PROCLIB member.

#### **STRNAM SL**

This parameter was not specified in a structure definition in the CQSSLxxx PROCLIB member.

#### **CHKPTDSN**

This parameter was not specified in a structure definition in the CQSSLxxx PROCLIB member.

#### **SYSCHKPT**

An invalid value was specified for the SYSCHKPT keyword in a structure definition in the CQSSLxxx PROCLIB member.

#### **CK/CK DSN**

Two different structure definitions specified the same value for the checkpoint data set name (CHKPTDSN) in the CQSSLxxx PROCLIB member.

**STRNAM SG**

This parameter was not specified in a structure definition in the CQSSGxxx PROCLIB member.

**ST/OV DEF**

A single structure definition specified the same value for the primary structure name (STRNAME) and the overflow structure name (OVFLWSTR) in the CQSSGxxx PROCLIB member.

**SRDSDSN1**

This parameter was not specified in a structure definition in the CQSSGxxx PROCLIB member.

**SRDSDSN2**

This parameter was not specified in a structure definition in the CQSSGxxx PROCLIB member.

**S1/S2 DEF**

A single structure definition specified the same value for structure recovery data set name 1 (SRDSDSN1) and structure recovery data set name 2 (SRDSDSN2) in the CQSSGxxx PROCLIB member.

**LOGNAME**

This parameter was not specified in a structure definition in the CQSSGxxx PROCLIB member.

**OVFLWMAX=**

An invalid value was specified for the OVFLWMAX keyword in a structure definition in the CQSSGxxx PROCLIB member.

**STRMIN**

An invalid value was specified for the STRMIN keyword in a structure definition in the CQSSGxxx PROCLIB member.

**ST/OV SG**

Two different structure definitions specified the same value for the primary structure name (STRNAME) and the overflow structure name (OVFLWSTR) in the CQSSGxxx PROCLIB member.

**OVFSTR SG**

Two different structure definitions specified the same value for the overflow structure name (OVFLWSTR) in the CQSSGxxx PROCLIB member.

**LOGNAM SG**

Two different structure definitions specified the same value for the log stream name (LOGNAME) in the CQSSGxxx PROCLIB member.

**S1/S2 SG**

Two different structure definitions specified the same value for structure

recovery data set name 1 (SRDSDSN1) or structure recovery data set name 2 (SRDSDSN2), or both, in the CQSSGxxx PROCLIB member.

**CQSSL STR**

A structure name specified in a structure definition in the CQSSLxxx PROCLIB member was not found in the CQSSGxxx PROCLIB member or there was a duplicate structure name in the CQSSLxxx PROCLIB member.

**CQSSG STR**

A structure name specified in a structure definition in the CQSSGxxx PROCLIB member was not found in the CQSSLxxx PROCLIB member or there was a duplicate structure name in the CQSSGxxx PROCLIB member.

**CK/SR DSN**

A structure definition in the CQSSLxxx PROCLIB member specified a checkpoint data set name (CHKPTDSN) that is the same name used for structure recovery data set name 1 (SRDSDSN1), structure recovery data set name 2 (SRDSDSN2), or both, in a structure definition in the CQSSGxxx PROCLIB member.

**UNKNOWN TCB TYPE *tcname***

*tcname* is the name of the TCB.

**System action:** CQS terminates abnormally with abend code 0010 or 0014.

**System programmer response:** If you are unable to resolve the problem, save the SYSLOG and dump, and call IBM Software Support for help.

**Programmer response:** For errors not described, save the message text, abend code, abend subcode, and dump, and contact IBM Software Support.

**Module:** CQSICCHK0, CQSICQSO, CQSIENF0, CQSIOFL0, CQSIRQS0, CQSIST00, CQSIST10, CQSIST20, CQSIST30, CQSIST40, CQSITCB0

**Related reference:**

- ➡ CQS service return codes (Messages and Codes)
- ➡ BPE service return codes (Messages and Codes)
- ➡ CSLSCREG: registration request (System Programming APIs)
- ➡ z/OS: ENFREQ -- Listen for system events

**Related information:**

- ➡ CQS abend 0010
- ➡ CQS abend 0014

---

**CQS0007I** CQS *cqsname* **INITIALIZATION  
WAITING FOR REBUILD TO  
COMPLETE.**

**Explanation:** CQS is waiting for a structure to rebuild before it can connect to the structure and continue initialization.

In the message text:  
*cqsname*

The name of the CQS that is waiting

**System action:** CQS processing continues.

**System programmer response:** Wait for the rebuild to complete.

**Module:** CQSSTS10

---

**CQS0008W** STRUCTURE *structurename* **IS  
VOLATILE; CONSIDER STRUCTURE  
CHECKPOINT**

or

**STRUCTURE *structurename* IS VOLATILE**

**Explanation:**

The structure identified by *structurename* is volatile. If the structure does not support structure checkpoint, such as a resource structure, the second form of the message is issued.

**System action:** CQS processing continues.

**System programmer response:** For a structure that supports structure checkpoint, consider taking a structure checkpoint in case the structure is lost because of structure volatility.

**Module:** CQSSTE00, CQSSTS10

---

**CQS0009W** STRUCTURE *structurename* **REQUIRES  
STRUCTURE CHECKPOINT FOR  
RECOVERY**

**Explanation:** During CQS initialization, CQS detected that a structure contained client data, but the data was unavailable from another source should structure recovery be required. Neither the structure recovery data sets (SRDS) nor the CQS log stream are valid for structure recovery, and neither of the SRDS contains valid client data. The CQS log stream does not contain the beginning of the log X'4001' record. In the message text *structurename* is the name of the structure that CQS is processing.

**System action:** CQS processing continues.

**System programmer response:** When all CQS address spaces have completed restart, initiate a structure checkpoint for the specified structure. For IMS users, when an IMS control region is connected to the CQS address space, you can enter the IMS command

/CQCHKPT SHAREDQ to start a structure checkpoint.

**Module:** CQSIST30

---

**CQS0010I** STRUCTURE *structurename* *function*  
**RC=*rc* RSN=*rsn* DIAG=*diag1* *diag2***

**Explanation:** CQS has connected to, disconnected from, or deleted a structure. This message provides diagnostic information related to this event.

In the message text:

*structurename*

The name of the structure.

*function* The function being performed against the structure. Possible functions are:

**CONNECT**

CQS connected to a structure using the IXLCONN macro

**CONNECT REBUILD**

CQS connected to a rebuild structure using the IXLCONN macro. It is normal to see a nonzero return code (RC=00000004 RSN=xxxx0407) for this function. This return code indicates that there is a rebuild in progress for the structure

**DISCONNECT**

CQS disconnected from a structure using the IXLDISC macro.

**DISCONNECT-FP**

CQS disconnected from a structure as a failed-persistent connection using the IXLDISC macro.

**DELETE**

CQS deleted a structure using the IXLFORCE macro

**DELETE ALLCONNS**

CQS deleted all failed persistent connections to a structure using the IXLFORCE macro. It is normal to see a nonzero return code (RC=0000000C RSN=xxxx0C2A) for this function.

This return code indicates that there were no connections to delete.

*rc* The return code from the IXL macro.

*rsn* The reason code from the IXL macro.

*diag1* The current four-byte hexadecimal value in field STRRBLWD in the structure block of the structure involved. This data and the *diag2* data is diagnostic information that might be useful for problem determination by IBM Software Support.

*diag2* Additional four-byte hexadecimal diagnostic data. The value of *diag2* depends on the structure type and function.

- For queue structures, *diag2* is the value in field STRSTAT1W in the resource structure block.
- For resource structures, *diag2* is the value in field STRSTAT1W in the resource structure block.

Additionally, when function is either CONNECT or CONNECT REBUILD, the low byte of the *diag2* field is replaced with the value returned by IXLCONN in field CONAFLAGS in the connect answer area.

**System action:** CQS processing continues.

**System programmer response:** No action is required.

This message provides data about CQS connections to structures. This data might be helpful to IBM service in certain diagnostic situations.

**Module:** CQSSTS10

**Related reference:**

- ➡ z/OS: IXLCONN return and reason codes
- ➡ z/OS: IXLDISC return and reason codes
- ➡ z/OS: IXLFORCE return and reason codes

---

**CQS0013E**    **STRUCTURE** *structurename* **ALLOC ERROR; CFNAME=*cfname* RSN=*rsncode* SIZE NEEDED(4K BLOCKS)=*4kblocks***

**Explanation:** CQS initialization attempted to allocate a structure, but the structure allocation failed because no suitable Coupling Facility was found for the allocation. One CQS0013E message is issued for each Coupling Facility (in the CFRM policy preference list) that CQS attempted to allocate the structure upon.

The allocation of the structure might have failed for one of the following reasons:

- The structure size might be too small to accommodate the z/OS control space and the CQS structure attributes (for example, EMCs for queue structures). The structure size is defined in the CFRM policy with the INITSIZE or SIZE parameter.
- No Coupling Facility in the CFRM policy preference list could accommodate the structure size defined in the CFRM policy.

In the message text:

- structurename*    Structure name that failed allocation.
- cfname*    Coupling Facility name where the structure allocation was attempted.
- rsncode*    Structure allocate failure reason. If the structure allocation succeeded, the reason code is zero, but the structure attributes were unacceptable to CQS (for example, there were no EMCs defined for a queue structure).
- 4Kblocks*    The minimum structure size in 4 K blocks (hexadecimal) needed to accommodate the z/OS control space and the CQS structure attributes for the structure INITSIZE or SIZE defined in the CFRM policy.

**System action:** CQS terminates abnormally with 0014-00000200.

**System programmer response:** If no Coupling Facility has enough storage to accommodate the structure, free storage on a constrained Coupling Facility so that the structure allocation can succeed.

If the structure size is smaller than the minimum size needed, activate a new CFRM policy that defines the SIZE or INITSIZE that at least meets the minimum size required for the structure. Calculate the minimum size needed by converting the *4Kblocks* hexadecimal value to decimal and then multiply the resulting number by 4.

**Module:** CQSSTS10

**Related information:**

- ➡ CQSabend 0014

---

**CQS0014E**    **STRUCTURE** *structurename* **INIT FAILURE;** *failure reason*.

**Explanation:** CQS initialization or structure rebuild was unable to initialize a structure. Structure initialization failed for *structurename* on structure connect, structure disconnect, or an access of the structure.

This message is issued for every CQSGLOBAL mismatch error that is detected. A CQSGLOBAL mismatch can be one or more of the following:

- OVERFLOW STRUCTURE MISMATCH
- SRDS1 MISMATCH
- SRDS2 MISMATCH
- LOG STREAM MISMATCH
- QTYPE COUNT MISMATCH
- XCF GROUP NAME MISMATCH

The *failure reason* is one of the following:

- REQUEST=*func* XES RC=*returncode* RSN=*rsncode***  
 An MVS IXL request to connect to the structure, disconnect from the structure, read a control list entry, write a control list entry, lock the control list header, or unlock the control list header failed. The possible functions and their meanings are:
- CONN**    IXLCONN (For codes, see z/OS: IXLCONN return and reason codes.)
  - DISC**    IXLDISC (For codes, see z/OS: IXLDISC return and reason codes.)
  - EVNQ**    IXLLIST FUNC=MONITOR\_EVENTQ
  - LOCK**    IXLLIST FUNC=LOCK (For codes, see z/OS: IXLLIST return and reason codes.)
  - UNL**    IXLLIST REQUEST=LOCK(unlock)
  - CRT**    IXLLIST FUNC=READ OR WRITE (to create a control-list entry)
  - READ**    IXLLIST FUNC=READ (For codes, see z/OS: IXLLIST return and reason codes.)
  - RBLD**    IXLREBLD (For codes, see z/OS: IXLREBLD return and reason codes.)

The *returncode* is the z/OS cross-system extended services (XES) return code; *rsncode* is the XES reason code. The XES return and reason codes are documented in *z/OS MVS Programming: Sysplex Services Reference* (SA22-7618).

#### **STRUCTURE NOT DEFINED IN POLICY**

The structure connection failed because the structure is not defined in the coupling facility resource management (CFRM) policy.

#### **STRUCTURE TOO SMALL**

The shared queues structure is smaller than the minimum structure size defined in the coupling facility resource management (CFRM) policy. CQS abends only if the structure is empty.

Check the STRMIN value specified in the CQSSGxxx member of PROCLIB to compare the STRMIN value with the structure size specified in the CFRM policy. Determine if the CFRM policy must be changed so CQS can allocate a larger shared queues structure. A policy change and a structure rebuild might be necessary to increase the size of the structure.

#### **OVERFLOW STRUCTURE MISMATCH**

The overflow structure name specified in the OVFLWSTR parameter in PROCLIB member CQSSGxxx does not match the value in the CQSGlobal control list entry for the structure. The structure was already allocated when this CQS connected to the structure.

#### **SRDS1 MISMATCH**

The SRDS1 data set name specified in the SRDS1 parameter in PROCLIB member CQSSGxxx does not match the value in the CQSGlobal control list entry for the structure. The structure was already allocated when this CQS connected to the structure.

#### **SRDS2 MISMATCH**

The SRDS2 data set name specified in the SRDS2 parameter in PROCLIB member CQSSGxxx does not match the value in the CQSGlobal control list entry for the structure. The structure was already allocated when this CQS connected to the structure.

#### **LOG STREAM MISMATCH**

The log stream name specified in the LOGNAME parameter in the CQSSGxxx member of PROCLIB does not match the value in the CQSGlobal control list entry for the structure. The structure was already allocated when this CQS connected to the structure.

#### **QTYPE COUNT MISMATCH**

The QTYPE count values defined locally to this CQS do not match the values in the CQSGlobal control list entry for the structure. (QTYPE is an internal value.) This CQS version might be out of sync with the version of the CQS that allocated the structure.

#### **BPEGETM ERROR**

A request for storage to read the CQSOVERFLOWQNAME control list entry failed.

#### **BACKLEVEL CF LEVEL**

The coupling-facility level required by this CQS is earlier than the coupling-facility level at which the structure was allocated. This CQS version might be out of synchronization with the version of the CQS that allocated the structure.

#### **UNACCEPTABLE STRUCTURE ATTRIBUTE**

The connection to the structure succeeded, but one of the structure attributes is not acceptable to CQS. Some examples of unacceptable attributes are:

- The structure is not persistent.
- The number of list headers does not match.
- The structure does not support keys.
- The structure does not support adjunct areas.
- The structure does not support data elements.
- The data element size does not match.

When CQS detects this error, it disconnects from the structure before terminating abnormally.

#### **NO EMCS ALLOCATED**

The connect to the structure succeeded, but no event monitoring controls (EMCs) were allocated because the minimum structure size needed to enable EMCs was greater than the size of the structure allocated. EMCs are required for CQS to notify clients of work on queues. The structure defined in the CFRM policy probably is not large enough to support EMCs. When CQS detects this error, it disconnects from the structure before terminating abnormally.

#### **XCF GROUP NAME MISMATCH**

The CQSGROUP parameter defining the XCF group name as a CQS execution parameter or in the CQSIPxxx PROCLIB member does not match the value in the CQSGlobal control list entry for the structure. The structure was already allocated when this CQS connected to the structure.

#### **IXLUSYNC SET IN PROGRESS**

The connection to the structure succeeded, but an IXLUSYNC SET event was in progress. CQS was unable to confirm the IXLUSYNC event because of an internal error. When CQS detects this error, it disconnects from the structure before abending. Restart the CQS address space.

**System action:** If CQS is initializing when the structure initialization error occurs, CQS terminates with abend 0014. If the structure is being rebuilt when the structure initialization error occurs, the structure rebuild is terminated abnormally.

**System programmer response:** If the connection was due to a structure rebuild, analyze the abend subcode or rebuild failure return code in message CQS0242E.

The CQS that first connects to a structure allocates the structure using the parameters defined to that CQS. Those values are then remembered and must be the same for any other CQS that later connects to the same structure. If the parameter values are different then a MISMATCH error occurs. If the parameter is specified incorrectly on the abended CQS, correct the parameter and restart the CQS.

If the parameter was specified incorrectly on the CQS that allocated the structure, the structure must be deleted and reallocated in order to change the values. To delete a structure, see *IMS Version 15 System Administration*.

The next time CQS initializes, it reallocates the structure and initiates a structure recovery if necessary.

**Module:** CQSIST20, CQSIST30, CQSSTS10, CQSSTS30

**Related concepts:**

➔ Using the Common Queue Server (System Administration)

**Related information:**

➔ CQS abend 0014  
 "CQS0242E" on page 53

---

**CQS0015E**    **STRUCTURE** *strname1* **INIT FAILURE;**  
                   **CHKPTDSN**  
                   **DSN=***dsn*  
                   **IS FOR CQS** *cqsname*, **STRUCTURE**  
                   *strname2*

**Explanation:** The checkpoint data set that CQS was using for this structure contains information for another CQS, another structure, or both. The checkpoint data set must either be initialized for this CQS and structure, or it must be empty.

This message might be issued during CQS initialization or during a CQS system checkpoint if system checkpoint allocates the checkpoint data set and date set validation fails. This situation occurs only if a prior system checkpoint encountered a data set error that deallocated the checkpoint data set.

This message contains three lines. Each line begins with the message number and ends with the CQS identifier (*cqsid*) of the CQS being initialized or that is processing the system checkpoint.

In the message text:

*strname1*            Name of the structure. The structure is being initialized or a system checkpoint is being processed for it.  
*dsn*                 Name of the checkpoint data set  
*cqsname*            CQS identifier in the checkpoint data set

*strname2*            Name of the structure in the checkpoint data set

**System action:** If CQS is initializing when the error occurs, CQS terminates with abend 0014. If a system checkpoint is being performed when the error occurs, the system checkpoint is terminated and CQS processing continues.

**System programmer response:** Specify the correct checkpoint data set in the CQSSLxxx PROCLIB member. If necessary, delete and reallocate the specified data set. If the error occurs during a system checkpoint, initiate a CQS system checkpoint immediately after the data set problem is corrected to ensure that CQS has a checkpoint available if a restart is required.

**Module:** CQSCHK10, CQSIST30

**Related information:**

➔ CQS abend 0014

---

**CQS0017E**    **CQSREAD RESYNC ERROR,**  
                   **CQSMOV10 RC =** *rc*  
                   **LOCK KEY** *hex\_lock\_key*  
                   **QNAME** *hex\_qname* (*char\_qname*)  
                   **UOW1 =** *first\_half\_uow*  
                   **UOW2 =** *second\_half\_uow*

**Explanation:** During the CQSREAD resynchronization process, an error was encountered while moving a data object from the lock queue to the cold queue. The data object is left on the lock queue.

In the message text:

*rc*                 The return code from CQSMOV10.  
*hex\_lock\_key*     The lock key of the data object in hexadecimal.  
*hex\_qname*        The queue name of the data object in hexadecimal.  
*char\_qname*       The queue name of the data object in character.  
*first\_half\_uow*    The first half of the unit of work (UOW) of the data object.  
*second\_half\_uow*   The second half of the UOW of the data object.

**System action:** CQS processing continues.

**System programmer response:** See module CQSMOV10 in the CQS service return codes information, and correct any error based on the return code in the message. For *rc* = 28, the data object is moved from the lock queue to the cold queue during the next resynchronization process.

**Module:** CQSRD030

**Related reference:**

➔ CQS service return codes (Messages and Codes)



---

**CQS0018E CQS RESTART FAILED FOR STRUCTURE** *structurename*


**Explanation:** An error occurred during CQS restart processing. The *structurename* is the name of the structure that encountered the error. For certain errors, message CQS0001E is also issued to provide additional information.

**System action:** CQS terminates abnormally with abend code 0018.

**Module:** CQSIST40

**Related information:**

“CQS0001E” on page 33

 CQS abend 0018

---

**CQS0019E CQS RESTART INTERNAL ERROR FOR STRUCTURE** *structurename*  
*RC=llssrrrr*

**Explanation:** An error during CQS restart processing might have left one or more unit of work (UOW) in an in-doubt state. Data objects for the affected UOWs might not have been copied to the coupling facility.

In the message text:  
*structurename*


The name of the structure

*llssrrrr* The error reason code. See the CQS service return codes information.

**System action:** CQS processing continues.

**System programmer response:** If you are unable to resolve the problem, copy the SYSLOG and dump of the CQS address space, and call IBM Software Support for help.

**Related reference:**

 CQS service return codes (Messages and Codes)

---

**CQS0020I CQS READY**

**Explanation:** CQS initialization completed.

**Module:** CQSIST00

---

**CQS0021I CQS SHUTDOWN COMPLETE**

**Explanation:** CQS shutdown completed.

**Module:** CQSTRM00

---

**CQS0030I SYSTEM CHECKPOINT COMPLETE, STRUCTURE** *structurename* **LOGTOKEN** *logtoken*

**Explanation:** CQS took a system checkpoint.

In the message text:  
*structurename*

The name of the structure

*logtoken* The log token required by CQS to restart from this checkpoint

**System action:** CQS processing continues.

**System programmer response:** The operator must use the log token displayed in this message for CQS restart in case of checkpoint data set and coupling facility structure failures. If CQS cannot read the log token from another source, the operator must respond to the CQS0032A message with the log token from the most recent system checkpoint during CQS restart.

**Module:** CQSCHK10

**Related information:**

“CQS0032A”

---

**CQS0031A CONFIRM CQS RESTART FOR STRUCTURE** *structurename*, **FROM CHECKPOINT LOGTOKEN** *logtoken*

**Explanation:** CQS could not read the system checkpoint log token from the checkpoint data set, but found a system checkpoint log token in the control entry in the shared queues structure. The system programmer must enter a response.

In the message text:  
*structurename*

The name of the structure CQS restart is processing

*logtoken* The log token from the control entry

If a system error occurs while formatting this message, the log token is not present in the message text.

**System action:** CQS waits for a reply.

**System programmer response:** Enter one of the following responses:

**CONFIRM**

CQS uses the log token in this message for restart processing.

**COLD** CQS begins cold start processing.

**CANCEL**

CQS terminates restart processing with CQS abend 0020, reason code X'00000004'.

*logtoken* CQS uses the log token you entered for restart processing for this structure. (Obtain the log token from message CQS0030I.)

**Module:** CQSIST40

**Related information:**

CQS0030I

 CQS abend 0020

---

**CQS0032A ENTER CHECKPOINT LOGTOKEN FOR CQS RESTART FOR STRUCTURE** *structurename*

**Explanation:** CQS could not read the system checkpoint log token from either the checkpoint data

## CQS0033A • CQS0034A

set or from the control entry in the shared queues structure. CQS does not know where to start reading from the log without the log token. The system programmer must enter a response.

In the message text, *structurename* is the name of the structure CQS is processing.

This message is also issued if the required system checkpoint log record was deleted from the log because a structure checkpoint was successful. A log record that is older than the structure checkpoint log record is deleted during a structure checkpoint. In this case, reply COLD.

If this message is issued the first time CQS is started, reply COLD to perform the initial cold start.

**System action:** CQS waits for a reply.

**System programmer response:** Enter one of the following responses:

**COLD** CQS begins cold start processing.

**CANCEL**


CQS terminates restart processing with CQS abend 0020, reason code X'00000008'.

*logtoken* CQS uses the log token you entered for restart processing for this structure. (Obtain the log token from message CQS0030I.)

**Module:** CQSIST40

**Related information:**

CQS0030I

 CQS abend 0020

---

**CQS0033A** ENTER CHECKPOINT LOGTOKEN  
FOR STRUCTURE *structurename*  
CLIENT *clientname* CQS *cqsname*

**Explanation:** One of the following errors occurred:

- CQS could not read the system checkpoint log token for the CQS that was connected to the failed client from the control entry in the shared queues structure. CQS does not know where to start reading from the log without the log token.
- While reading log records for client connect restart processing, CQS encountered an error which prevents CQS from accessing all the required log records.

The system programmer must enter a response.

In the message text:

*structurename*

The name of the structure that client takeover restart is processing

*clientname*

The name of the client

*cqsname*

The CQS identifier of the CQS that was connected to the failed client

**System action:** CQS waits for a reply.

**System programmer response:** Enter one of the following responses:

**COLD** CQS begins client takeover cold start processing.

**REJECT**

CQS rejects the CQSCONN request with a completion code of X'00000018'.

**logtoken**

CQS uses the log token you entered for client takeover restart processing for this structure. Obtain the log token of the CQS that was connected to the failed client from message CQS0030I.

CQS attempts to read the log record represented by the log token. If CQS cannot read the log record, message CQS0033A is reissued. If the reason for this message is due to a log error, you might need to choose a response that does not require log records.

**Module:** CQSCON30

**Related information:**

CQS0030I

---

**CQS0034A** CANNOT REBUILD STRUCTURE  
*structurename* FROM LOGTOKEN,  
ENTER *options*

**Explanation:** CQS was unable to perform structure recovery

In the message text:

*structurename*

The name of the structure

*options* One of the following:

**COLD, CONTINUE, or CANCEL**

During CQS initialization, CQS detected that a structure recovery is required. However, neither structure recovery data sets (SRDS) nor the CQS log stream are valid for structure recovery, and neither SRDS contain valid client data. The CQS log stream does not contain the beginning record of the X'4001' log record. This means that a structure checkpoint had been performed and log records were deleted at that time. Structure recovery cannot be performed with only the log stream because log records that are required for recovery are missing.

**COLD** CQS performs a cold start of the structure. All the log records and the overflow structure, if one exists, are deleted. CQS is cold started.

**CANCEL**

CQS ends restart processing with CQS abend 0020, reason code X'0000000C'.

**CONTINUE**

CONTINUE is not currently available; CONTINUE performs the same action as COLD. Enter COLD.

**ABEND or CONTINUE**

During structure recovery process, a call to CQSLRR00 to read and process CQS log records failed. The rebuild master issued this message to indicate that the structure recovery process could not continue.

**ABEND**

The rebuild master CQS and all other CQs sharing the structure that failed rebuild abend with CQS abend 0104, reason code X'00000008'.

**CONTINUE**

The rebuild master aborts the current recovery process and continues with the rebuild stop event. It's possible that another structure recovery are initiated or skipped depending on the current status of the structure.

**System action:** CQS waits for a reply.


**System programmer response:** Enter one of the *options* from the WTOR message.

If the rebuild of a shared queues structure failed because of lost or damaged log data, then the structure is not recoverable. In this case, reply ABEND to the CQS0034A message to terminate all CQS address spaces that are connected to the structure. Then, delete the log streams and initialize the SRDSs again to force CQS to cold start the failed structure.


If the rebuild of a shared queues structure failed for a reason other than lost or damaged log data, the structure might be recoverable by renaming the structure recovery data set as indicated in the DSN= field of the CQS0246I message, and initiating a new structure rebuild. This structure rebuild will use the other older structure recovery data set and might be able to successfully complete the rebuild in some cases. Ensure that the renamed SRDS is renamed back to its original name at the end of structure rebuild.


**Module:** CQSIST30, CQSSTE20

**Related tasks:**

 CQS structure cold start (Operations and Automation)

**Related information:**

 CQS abend 0014

 CQS abend 0020

---

**CQS0035E CQS SYSTEM CHECKPOINT FAILED, STRUCTURE *structurename*, RC=*nnnnnnnn***

**Explanation:** CQS system checkpoint processing failed.

In the message text:

*structurename*

The name of the structure.

*nnnnnnnn*

The return code for the system checkpoint. *nnnnnnnn* indicates the reason for the error:

**X'00000004'**

CQS was unable to perform a system checkpoint because the restart has not yet completed. A system checkpoint is initiated upon completion of the restart.

**X'00000008'**

CQS was unable to perform a system checkpoint because a CQS system checkpoint is already in progress. No action is necessary.

**X'0000000C'**

CQS was unable to obtain the structure quiesce latch.

**X'00000010'**

CQS was unable to write the System Checkpoint Begin log record.

**X'00000014'**

System checkpoint processing for CQSPUT requests failed.

**X'00000018'**

System checkpoint processing for CQSREAD requests failed.

**X'0000001C'**

CQS was unable to write the System Checkpoint End log record.

**X'00000020'**

CQS was unable to open the system checkpoint data set. Refer to CQS0054E to determine why opening the system checkpoint failed. Correct the data set error and initiate a system checkpoint.

**X'00000024'**

CQS was unable to read the system checkpoint data set. Refer to CQS0054E to determine why reading the system checkpoint failed. Correct the data set error and initiate a system checkpoint.

**X'00000028'**

CQS was unable to write to the system checkpoint data set. Refer to CQS0054E to determine why writing to the system checkpoint failed. Correct the data set error and initiate a system checkpoint.

**X'0000002C'**

CQS was unable to close the system

checkpoint data set. Refer to CQS0054E to determine why closing the system checkpoint failed. Correct the data set error and initiate a system checkpoint.

X'00000030'  
CQS was unable to obtain the lock on the control list header.

X'00000034'  
CQS was unable to write the CQSLOCAL control list entry.

X'00000038'  
CQS was unable to release the lock on the control list header.

X'0000003C'  
CQS was unable to allocate the system checkpoint data set. Refer to CQS0050E to determine why the data set allocation failed. Correct the data set error and initiate a system checkpoint.

X'00000040'  
CQS was not able to deallocate the system checkpoint data set. Refer to CQS0050E to determine why the data set allocation failed. Correct the data set error and initiate a system checkpoint.

X'00000044'  
CQS was not able to write put checkpoint log record to log stream, system checkpoint was not taken.

X'00000048'  
CQS was not able to write read checkpoint log record to log stream, system checkpoint was not taken.

**System action:** CQS processing continues.

**System programmer response:** If you cannot resolve the problem, copy the SYSLOG and the memory dump of the CQS address space and call IBM Software Support for help.

**Module:** CQSCHK10

**Related information:**

“CQS0050E”

“CQS0054E”

---

**CQS0050E** DYN *type* FAILED FOR *ds\_type*,  
RC=*rrrrrrrr/ssssiiii*  
DSN=*dsn*

**Explanation:** Dynamic allocation or deallocation failed. This message contains two lines. Each line begins with the message number and ends with the CQS identifier (*cqsid*).

*type* ALLOC for dynamic allocation; UNALLOC for dynamic deallocation

*ds\_type* The data set type is one of the following:

**CHKPTDSN**

Identifies the data set as the checkpoint data set in the CQSSLxxx PROCLIB member.

**SRDSDSN1**

Identifies the data set as the first structure recovery data set in the CQSSGxxx PROCLIB member.

**SRDSDSN2**

Identifies the data set as the second structure recovery data set in the CQSSGxxx PROCLIB member.

*rrrrrrrr* The DYNALLOC return code.

*ssss* The DYNALLOC reason code.

*ssss* The DYNALLOC information reason code.


*dsn* Name of the data set CQS was trying to allocate or deallocate.

**System action:** If this error occurs during initialization, CQS terminates abnormally. Otherwise, CQS continues processing.

**System programmer response:** Analyze the status of the data set in question. The data set must be a cataloged VSAM data set. For a description of the dynamic allocation or deallocation return and reason codes, see *z/OS MVS Programming Authorized Assembler Services Guide (SA22-7608)*.

**Module:** CQSDYNA0

**Related reference:**

 z/OS: Interpreting error reason codes from DYNALLOC

---

**CQS0054E** *service* FAILED FOR *ds\_type*,  
RC=*rrrrrrrr/ssssssss*  
DSN=*dsn*

**Explanation:** A data set failure occurred. This message contains two lines. Each line begins with the message number and ends with the CQS identifier (*cqsid*).

In the message text:

*service* One of the following:

- OPEN
- READ
- WRITE
- CLOSE
- POINT

*ds\_type* One of the following:

**CHKPTDSN**

Identifies the data set as the checkpoint data set in the CQSSLxxx PROCLIB member.

**SRDSDSN1**

Identifies the data set as the first structure recovery data set in the CQSSGxxx PROCLIB member.

**SRDSDSN2**

Identifies the data set as the second structure recovery data set in the CQSSGxxx PROCLIB member.


*rrrrrrr* The return code from the MVS/DFP service.  
*sssssss* The reason code from the MVS/DFP service.  
*dsn* The data set name.

**System action:** If this error occurs during initialization, CQS terminates abnormally. Otherwise, CQS continues processing.

**System programmer response:** Analyze the status of the data set in question. The data set must be a cataloged VSAM data set. For a description of the return codes, see *z/OS DFSMS Macro Instructions for Data Sets*. For CQS READ and WRITE data set services errors, see the VSAM GET and PUT macro return codes.

**Module:** CQSDSS00

**Related reference:**

 z/OS: VSAM macro return and reason codes

---

**CQS0101I CQS CLEANUP SUCCESSFUL**

**Explanation:** CQS resource cleanup completed successfully during termination.

**Module:** CQSRSM00

---

**CQS0102E CQS CLEANUP FAILURE IN *module*, RC=*rc* RSN=*reason status***

**Explanation:** CQS resource clean up processing failed while trying to clean up some CQS resources during an address space or TCB termination.

In the message:

*module* The name of the CQS resource manager cleanup module that detected the failure.  
*rc* The return code from the service that failed. If the failure resulted from an abend, then this field contains the string \*ABEND\*.  
*reason* The reason code, if any, from the service that failed. If the failure resulted from an abend, then this field contains the hexadecimal abend code from the abend.  
*status* A text string that indicates the resource cleanup processing that was being done when the failure occurred. If the resource is module is CQSRSM00, status is one of the following values:

**UNKNOWN**

The resource that was being cleaned up could not be determined.

**CGIB CLEANUP**

The CQS global interface block (CGIB) was being cleaned up.

**CQSLOGP0 LOAD**

Module CQSLOGP0 (log record purge processor) was being loaded.

**CQSLOGP0 PURGE**

Module CQSLOGP0 was in the process of purging CQS log records.

**SRB CPOOL FREE**

The global SRB cell pool was being freed.

**ENF DELETE**

The ENF LISTENs were being deleted.

**System action:** Resource cleanup processing continues with the next resource type. Cleanup for the resource indicated in the status field might be only partially done or might be totally skipped.

**System programmer response:** Save the job log and console log output and contact IBM Software Support.

If the module name in this message is CQSRSM00, and if CQS abnormally terminated, you should perform one of the following actions:

- If the terminating CQS was the only CQS that was running for its set of structures, then immediately restart the CQS.
- If there are other CQSS running, then either immediately restart the terminated CQS, or initiate a structure checkpoint on one of the surviving CQSS.

Successfully restarting the failed CQS, taking a structure checkpoint, or both is necessary to preserve the state of the data on the shared queues when a structure rebuild is needed. There might be log records that were not purged to the log from the terminating CQS.

**Module:** CQSRSM00

---

**CQS0103I CLEANUP SUCCESSFUL: CLIENT=*cccccccc***

**Explanation:** The CQS resource manager was able to clean up the interface storage associated with the client address space. This message is issued in the client address space.

In the message text:  
*cccccccc* Client name

**Module:** CQSRSM20

---

**CQS0104W CLEANUP FAILED: CLIENT=*cccccccc*, RSN=*rrr***

**Explanation:** The CQS resource manager encountered a problem while cleaning up the interface storage associated with the client in the client address space. The reason code indicates the problem. This message is issued in the client address space.

In the message text:  
*cccccccc* Client name

- rrr* One of the following reason codes:
- 104** A CGCT block was damaged.
  - 108** The CCIB block was damaged.
  - 10C** An error was encountered while releasing the CCIB storage.
  - 110** A CRET block was damaged.

## CQS0105I • CQS0110W

- 114 An error was encountered while releasing the storage for a CRET block.
- 118 CQSRSRM20 terminated abnormally for an unknown reason.
- 11C An unknown error was encountered.

**System programmer response:** This error message indicates that CSA storage might not be available. Contact IBM Software Support.

**Module:** CQSRSRM20

---

### CQS0105I INTF CLEANUP SUCCESSFUL: CLIENT=ccccccc

**Explanation:** The CQS resource manager was able to drive the client event exit and post or resume all outstanding CQS requests from the client.

In the message text:  
ccccccc Client name

**Module:** CQSRSRM10

---

### CQS0106W INTF CLEANUP FAILED: CLIENT=ccccccc, RSN=rrr

**Explanation:** When the CQS address space terminated, the CQS resource manager monitoring CQS for the client failed in a phase of its cleanup. The reason code indicates the problem that was encountered.

In the message text:

ccccccc Client name

rrr One of the following reason codes:

- 104 The resource manager was unable to obtain common storage for a CXSH block to notify the client that CQS terminated.
- 108 The resource manager was unable to schedule an SRB to the client address space to notify the client that CQS terminated.
- 10C The resource manager was unable to schedule an SRB to the client address space to clean up the CQS interface blocks.
- 110 An abend occurred in the resource manager (CQSRSRM10).

**System programmer response:** If the client address space terminates before the CQS resource manager completes processing, you might receive this message with reason code 108 or 10C. In this case, other CQS resource managers have cleaned up CQS interface storage, and no action is required.

In all other cases, contact IBM Software Support. If you receive reason code 110, print the records in SYS1.LOGREC for information about the abend.

**Module:** CQSRSRM10

---

### CQS0110W CLIENT *client\_id* EXIT SRB ABEND *abend\_code* PSW=*psw* R15=*r15* CQSSRB10=*srb10\_addr* EXIT=*exit\_addrstatus*

**Explanation:** CQS scheduled an SRB to the address space of client *client\_id* to drive a CQS client exit. Either the CQS SRB routine or the client exit terminated abnormally.

In the message text:

*client\_id*

The 8-character CQS client ID of the client that terminated.

*abend\_code*

The abend that occurred (Sxxx for system abends and Uxxx for user abends).

*psw*

The PSW (program status word) contents at the time of abend.

*r15*

The contents of register 15 at the time of the termination. For some abends, this is the abend subcode.

*srb10\_addr*

The address of CQS module CQSSRB10. CQSSRB10 is the CQS SRB routine that is scheduled into the client address space.

*exit\_addr*

The address of the client exit being called.

*status*

A text string that indicates where the abend occurred during client exit processing. The status field can have one of the following values:

#### BEFORE EXIT

The abend occurred before the client exit was called.

#### IN EXIT

The abend occurred while the client exit was in control.

#### AFTER EXIT

The abend occurred after the client exit returned.

This message is issued in the client address space.

**System action:** When the client-exit SRB terminates abnormally, CQS does not terminate either the client or the CQS address space, nor does it create a memory dump. The SRB functional recovery routine (FRR) takes the following actions before returning to z/OS:

- Issues this message
- Produces an SDUMP of the client and CQS address spaces
- Attempts to clean up a CQS and client storage associated with the request

The FRR records diagnostic information about the abend in the LOGREC data set.

**System programmer response:** Save a copy of the memory dump produced and save or print a copy of the LOGREC records pertaining to this abend. If the status field in this message is a value other than IN



EXIT and the client is an IBM product, for example, IMS, contact IBM Software Support. If the status field is IN EXIT and the client is not an IBM product, contact the supplier of the client.

**Module:** CQSRS00

---

**CQS0111W CQS INTERFACE ABEND** *abend\_code*  
**PSW**=*psw*  
**R15**=*r15**module=module\_addr**status*

**Explanation:** An abnormal termination occurred in the interface between the client and CQS during the processing of a CQS request.

In the message text:

*abend\_code*

The abend that occurred (Sxxx for system abends and Uxxx for user abends).

*psw*

The PSW (program status word) contents at the time of abend.

*r15*

The contents of register 15 at the time of abend. For some abends, this is the abend subcode.

*module*

The name of the CQS interface module that detected the abend. This is not necessarily the module that terminated; it is the module whose recovery routine (ESTAE or FRR) was driven because of the abend. Possible values of this field are:

**CQSREG00**

The termination occurred during registration with CQS.

**CQSREG20**

The termination occurred during registration with CQS.

**CQSRQS00**

The termination occurred on the input side of the interface. The input side of the interface sends the request to the CQS address space.

**CQSSRB00**

The termination occurred on the output side of the interface. The output side of the interface returns the result of a CQS request back from CQS to the client.

*module\_addr*

The address of the detecting module.

*status*

A text string that indicates where the abend occurred during client exit processing. This status field is not present for all modules issuing this message.

If *module* is CQSREG00 or CQSREG20, *status* is blank. If *module* is CQSRQS00, *status* can have the following values:

**BEFORE COPY**

The termination occurred before the request data was copied to the CQS address space.

**IN COPY**

The termination occurred during the process of copying the request data to the CQS address space. The abend is likely due to bad data passed from the client.

**IN ENQUEUE**

The termination occurred while the request was being enqueued to the CQS address space.

**AFTER COPY**

The termination occurred after the copy and enqueue of the request to the CQS address space.

**STATUS UNKWN**

The FRR could not determine the status of the request when the abend occurred.

If *module* is CQSSRB00, *status* can have the following values:

**BEFORE COPY**

The termination occurred before the request data was copied to the client address space.

**IN COPY**

The termination occurred during the process of copying the request data to the client address space. The abend is likely due to bad data passed from the client.

**AFTER COPY**

The termination occurred after the request data was copied to the client address space.

**IN POST**

The termination occurred while the client was being posted (or resumed) to wake it up after a request had completed.

**STATUS UNKWN**

The FRR could not determine the status of the request when the abend occurred.

**System action:** When an abend occurs in the request interface, the interface functional recovery routine receives control from z/OS. The FRR analyzes the abend, takes appropriate recovery action, and gathers diagnostic data.

CQS interface abnormal terminations can have several causes:

- Invalid data passed by the client program
- Errors in the interface modules
- Environmental errors (such as overlaid control blocks or storage problems)
- Problems in CQS resource cleanup for a terminated CQS, or timing conditions for a CQS that is currently going through termination

The last cause in the list above can occur when a CQS address space is forced to terminate, and certain CQS resources were not cleaned up. It can also occur when a CQS is terminating at the same time a request is being issued. In these cases, terminations can occur because the interface is attempting to call the CQS address space when it no longer exists. For these types of abends, the interface FRR recovers and returns a return code that indicates that CQS is unavailable, and does not issue a CQS0111W message or SDUMP.

For all other abend cases, the interface FRR issues this message and produces an SDUMP of the client, and the CQS address space, if possible. The FRR also logs diagnostic information to the LOGREC data set, and attempts to clean up resources associated with the request.

If the termination occurred at a point where the FRR can safely retry, it retries and return a nonzero return code to the client. If the abend occurred at a point where recovery is not possible because the status of the request is unknown or because retrying could cause loss of data integrity, the abend is not retried. In these cases, the client might be terminated, or the request might never complete.

**System programmer response:** Save a copy of the memory dump produced and save or print a copy of the LOGREC records pertaining to this abend. If the client is an IBM product (for example, IMS), contact IBM Software Support. If the client is not an IBM product, contact the supplier of the client.

**Module:** CQSREG00, CQSREG20, CQSRQS00, CQSSRB00

**CQS0112I SDUMP FAILED FOR *abend* ABEND, RC=*rc*, RSN=*rsn***

**Explanation:** CQS issued an SDUMP call to z/OS to produce a memory dump of the address space after an abend, but the SDUMP was not successful.

In the message text:

*abend* The abend code for which the storage memory dump was created. For system abends, the format of code is *Sxxx*, where *xxx* is the 3-digit abend code in hexadecimal. For user abends, the format of code is *Udddd*, where *dddd* is the 4-digit abend code in decimal.

*rc* The return code from the MVS SDUMP macro.

*rsn* The reason code from the MVS SDUMP macro.

**System action:** The SDUMP is skipped.

**System programmer response:** Use the return and reason codes from the MVS SDUMP macro to determine the cause of the SDUMP failure. If appropriate, correct the cause of the failure so that future memory dumps are not lost.

**Module:** CQSRQS00, CQSRSM00, CQSSRB00, CQSSRB10

**Related reference:**

 z/OS: SDUMP return and reason codes

**CQS0113I DAE SUPPRESSED DUMP FOR *abend* ABEND**

**Explanation:** CQS issued an SDUMP call to z/OS to produce a memory dump of the address space after an abend, but the SDUMP was suppressed by z/OS memory dump analysis and elimination (DAE).

CQS recovery routines gather symptom string data related to an abend, and provide this data to z/OS when an SDUMP is requested. If DAE is enabled, z/OS suppresses duplicate memory dumps, for example, dumps that have symptom strings identical to previously captured memory dumps. DAE is controlled through the MVS ADYSETxx PARMLIB member and the MVS SET DAE command.

In the message text:


*abend* The abend code for which the memory dump was created. For system abends, the format of code is *Sxxx*, where *xxx* is the 3-digit abend code in hexadecimal. For user abends, the format of code is *Udddd*, where *dddd* is the 4-digit abend code in decimal.


**System action:** The SDUMP is skipped. A CQS-generated memory dump is suppressed if its symptom string matches a previous dump, and if the current DAE setting in ADYSETxx is either SUPPRESS OR SUPPRESSALL.

**System programmer response:** No action is required.

**Module:** CQSRQS00, CQSRSM00, CQSSRB00, CQSSRB10

**Related reference:**

 z/OS: ADYSETxx (dump suppression)

 z/OS: Statements/parameters for ADYSETxx

**CQS0114E CQS RESMGR ABEND *abend\_code* PSW=*psw* RSN=*reason* module=*modaddr* status**

**Explanation:** An abnormal termination occurred in a CQS resource manager cleanup module during resource cleanup processing.

In the message text:

*abend\_code* The abend that occurred (*Sxxx* for system abends, *Uxxxx* for user abends).

*psw* The PSW (program status word) contents at the time of termination.

*reason* The abend reason code, or N/A if no reason code is available.

*module* The name of the CQS resource module that detected the abend. This is not necessarily the



module that terminated; it is the module whose recovery routine (ESTAE) was driven because of the abend.

*modaddr*

The address of the detecting module.

*status*

A text string that indicates the resource cleanup processing that was being done when the termination occurred. If the resource is module CQSRSM00, status is one of the following values:

**UNKNOWN**

The resource that was being cleaned up could not be determined.

**CGIB CLEANUP**

The CQS global interface block (CGIB) was being cleaned up.

**CQSLOGP0 LOAD**

Module CQSLOGP0 (log record purge processor) was being loaded.

**CQSLOGP0 PURGE**

Module CQSLOGP0 was in the process of purging CQS log records.

**SRB CPOOL FREE**

The global SRB cell pool was being freed.

**ENF DELETE**

The ENF LISTENs were being deleted.

If the module is CQSRSM10, status is one of the following values:

**UNKNOWN**

The resource that was being cleaned up could not be determined.

**REQUEST CLEANUP**

CQSRSM10 was in the process of cleaning up in-flight requests after CQS terminated. The abnormal termination occurred during general cleanup processing (as opposed to the cleanup for a specific request). Request cleanup processing is terminated.

**CLNT RQST POST**

CQSRSM10 was posting a waiting request when the termination occurred. Processing continues with the next in-flight request.

**CLNT RQST RESUME**

CQSRSM10 was resuming the TCB of a suspended request when the abend occurred. Processing continues with the next in-flight request.

**System action:** The recovery routine of the resource manager cleanup routine saves data in SYS1.LOGREC. In some situations, a memory dump is also created to capture problem diagnostic data. When recovery from the abend is possible, the recovery routine then gives control back to the resource manager so that it can continue resource cleanup processing.

**Programmer response:** Save the memory dump produced, if one was generated, and save or print a copy of the SYS1.LOGREC records pertaining to this abend. Then contact IBM Software Support.

**Module:** CQSRSM00, CQSRSM10

**CQS0115E ABEND RECURSION DETECTED IN  
module - RETRY WILL BE SKIPPED**

**Explanation:** A CQS recovery routine detected abend recursion (terminating abnormally in the same location over and over, or an excessive number of abends within the same routine). The recovery routine no longer retries the abend to prevent this recursion from continuing.

In the message text, *module* is the name of the CQS module with the recovery routine that detected the abend recursion.

**System action:** The recovery routine does not attempt to retry (recover from) the current abend. Instead, it moves the abend to the next recovery routine (if any), which might result in the termination of the address space.

**Programmer response:** Save any memory dump produced and save or print a copy of the data in SYS1.LOGREC, and contact IBM Software Support.

**Module:** CQSRSM00, CQSRSM10

**CQS0116I INTERNAL ABNORMAL  
DISCONNECT PROCESSED FOR  
CLIENT *client* REASON *rr***

**Explanation:** CQS detected that a previously-connected client address space has terminated without disconnecting and deregistering from CQS. CQS internally disconnects the client from all structures to which it had been connected. This situation can occur for the following reasons:

- When a CQS client does not code the CQSDISC macro to disconnect from CQS structures when it terminates normally.
- When a CQS client does not code the CQSDISC macro to disconnect from CQS structures during ESTAE processing when it terminates abnormally.
- When a CQS client suffers a catastrophic failure that prevents its recovery routines from getting control (such as an MVS FORCE command or a MEMTERM).

In the message text:

*client* The name of the client for whom the internal abnormal disconnect was processed.

*rr* The reason code indicating the CQS module that detected the terminated client and initiated the internal abnormal disconnect. This reason code can be one of the following:

- 01** CQSCON00 - Connect processing for a new instance of the client detected

- 02 that a previous instance of the client was still connected.  
 CQSRSM20 - The CQS resource manager monitoring the client was driven at client termination.
- 04 CQSRQS40 - CQS was attempting to return the results of a CQS request issued by the now-terminated client, and detected that the client address space is no longer active.
- 06 CQSRQS60 - CQS was attempting to drive a client exit and detected that the client address space is no longer active.

**System action:** CQS cleans up the terminated client connection within the CQS address space.

**System programmer response:** No response is required. CQS cleans up the client connection so that it can be reused. However, if the client is an installation-written CQS client program, you might want to ensure that the client is changed to properly issue a CQSDISC call to disconnect from CQS before terminating.

---

**CQS0200I    STRUCTURE *structurename* QUIESCED FOR *quiesce reason***

**Explanation:** CQS quiesced the structure because a structure process was started. CQS does not permit activity on a quiesced structure.

In the message text:  
*structurename*

The name of the structure CQS quiesced  
*quiesce reason*

- One of the following structure processes:  
 OVERFLOW THRESHOLD PHASE 1  
 OVERFLOW THRESHOLD PHASE 2  
 OVERFLOW SCAN START  
 OVERFLOW SCAN END  
 STRUCTURE CHECKPOINT  
 STRUCTURE DUPLEXING  
 STRUCTURE REBUILD  
 STRUCTURE DUPLEXING

**System action:** CQS processing continues, but activity on the structure is not permitted.

**Module:** CQSSTE00, CQSSTE10, CQSSTE20

---

**CQS0201I    STRUCTURE *structurename* RESUMED AFTER *quiesce reason***

**Explanation:** CQS resumed the quiesced structure after a structure process completed.

In the message text:  
*structurename*

The name of the structure CQS resumed  
*quiesce reason*

- One of the following structure processes:  
 OVERFLOW THRESHOLD PHASE 1

- OVERFLOW THRESHOLD PHASE 2  
 OVERFLOW SCAN START  
 OVERFLOW SCAN END  
 STRUCTURE CHECKPOINT  
 STRUCTURE DUPLEXING  
 STRUCTURE REBUILD  
 STRUCTURE DUPLEXING

**System action:** CQS processing continues, and activity on the structure is again permitted.

**Module:** CQSSTE10, CQSSTR00, CQSSTE20

---

**CQS0202I    STRUCTURE *structurename* STATUS CHANGED; STATUS= *structure status***

**Explanation:** If a CQS loses connectivity to a structure, or CQS regains connectivity to a structure, or the structure fails, this message is issued to indicate a status change.

In the message text:  
*structurename*

The name of the structure whose status changed

*structure status*

One of the following:

**CONNECTION**

CQS was able to connect to the structure after a connection was lost.

**LOST CONNECTION**

A CQS lost connectivity to the structure.

**STRUCTURE FAILURE**

A structure failure occurred.

**System action:** CQS processing continues.

**Module:** CQSSTE00, CQSSTR00

---

**CQS0205E    STRUCTURE *structurename* IS FULL**

**Explanation:** The specified structure is full. No new data objects can be placed on the structure until some data objects are removed. This message is issued the first time CQS reaches the structure-full condition. It is only issued again if CQS goes out of overflow mode, goes back into overflow mode, and again reaches a structure-full condition.

In the message text:  
*structurename*

The name of the structure that is full

For a resource structure, this message is issued if a CQSUPD request of a resource list entry failed because the resource structure is full. Only the first such failure within the resource update list causes this message to be displayed. The system issues at most one CQS0205E message for a resource update list.


**System action:** CQS processing continues.

**System programmer response:** Take an action that

removes data objects from the structure. Also, consider running with an overflow structure, if you are not already doing so.

**Module:** CQSPUT00, CQSPUT20, CQSMOV10, CQSSTS20, CQSUPD00

**Related concepts:**

 Preventing CQS structure full (System Administration)

**CQS0206I CQS *structurename* percentage BELOW THRESHOLD LEVEL**

**Explanation:** The CQS structure space utilization fell the stated percentage below the threshold level. The structure was not eligible for overflow processing because the previous threshold process did not move any queues to the overflow structure. When this message is issued, the structure becomes eligible for threshold processing.

In the message text:

*structurename*  
The name of the structure for which space utilization has fallen below the threshold level.

*percentage*  
The percentage below the threshold level for which this structure space utilization has fallen.

**System action:** CQS processing continues. The named structure is now eligible for threshold processing.

**Module:** CQSDEL10, CQSMOV10

**CQS0210I STRUCTURE *strname* REPOPULATION REQUESTED**

**Explanation:** The resource structure failed. CQS successfully allocated a new structure and requested that its clients repopulate the structure.

In the message text, *strname* is the resource structure name.

**System action:** CQS notified its clients to repopulate the structure in their structure vent exits.

**Programmer response:** No action is required.

**Module:** CQSSTE30

**CQS0220I CQS *cqsname* STARTED STRUCTURE CHECKPOINT FOR STRUCTURE *structurename***

**Explanation:** A structure checkpoint is being taken. All of the CQs connected to the structure issue this message if a structure checkpoint is started.

In the message text:

*structurename*  
The name of the structure that CQS will checkpoint

*cqsname*

The name of the CQS that is master of the structure checkpoint

**System action:** CQS processing continues.

**Module:** CQSSTE10

**CQS0221I CQS *cqsname* COMPLETED STRUCTURE CHECKPOINT FOR STRUCTURE *structurename***

**Explanation:** Structure checkpoint processing completed. All of the CQs connected to the structure issue this message if the structure checkpoint succeeds.

In the message text:

*structurename*  
The name of the structure that CQS checkpointed

*cqsname*  
The name of the CQS that is master of the structure checkpoint

**System action:** CQS processing continues.

**Module:** CQSSTE10

**CQS0222E CQS *cqsname* FAILED STRUCTURE CHECKPOINT FOR STRUCTURE *structurename* RC=*xxxxxxxx***

**Explanation:** The structure checkpoint failed. All CQs connected to the structure issue this message.

In the message text:

*cqsname*  
The name of the CQS that is master of the structure checkpoint

*structurename*  
The name of the structure that CQS attempted to checkpoint

*xxxxxxxx*  
The return code for the structure checkpoint, where *xx* indicates one of the following modules that detected the error, and *nnnnnn* indicates the reason for the error:

- X'10' CQSSTE10
- X'30' CQSCHK30
- X'40' CQSCHK40
- X'60' CQSCHK60
- X'FF' CQSSTE00

The *xxxxxxxx* can be one of the following:

**X'1002000'**  
The CQS structure checkpoint process in this CQS was unable to obtain the structure quiesce latch. Structure checkpoint processing for this CQS ends.

If unable to obtain the latch, the master CQS handles the error in one of the following ways:

- CQS0222E RC=10020000 and abends U0100-00000004

## CQS0222E

- CQS0222E RC=10020000 and CQS0222E RC=30000098, and ends the structure checkpoint process.

If a participant CQS is unable to obtain the latch and it abends U0100-00000004, the master CQS continues with structure checkpoint processing. If this CQS does not abend, the master CQS ends the structure checkpoint process.

See related reason codes 10220000 and 30000098.

### X'10220000'

The CQS structure checkpoint process in another CQS was unable to obtain the structure quiesce latch. This is a propagated error. Structure checkpoint processing for this CQS ends. If the error is propagated to the master CQS, it does not issue a CQS0222E RC=10220000; the master CQS ends the structure checkpoint process and issues CQS0222E RC=30000098.

See related reason codes 10020000 and 30000098.

### X'30000004'

The CQS was unable to perform a structure checkpoint because another CQS is already performing structure checkpoint processing. This attempt at a structure checkpoint is terminated since the structure will be checkpointed by another CQS. No action is necessary. The CQS0220 message is not issued before this error message.

### X'30000008'

The CQS was unable to perform a structure checkpoint because a structure recovery is required. This attempt at a structure checkpoint is terminated. A structure checkpoint will be initiated by CQS after structure recovery is complete. No action is necessary.

### X'3000000C'

The CQS structure checkpoint was unable to obtain CQS termination latch. Structure checkpoint processing ends. The CQS0220 message is not issued before this error message.

### X'30000010'

The CQS structure checkpoint was unable to obtain structure quiesce latch. Structure checkpoint processing ends. The CQS0220 message is not issued before this error message.

### X'30000020'

The CQS structure checkpoint was unable to obtain lock on control list header. Structure checkpoint processing ends. The CQS0220 message might not have been issued before this error message.

### X'30000024'

The CQS structure checkpoint was unable to read CQSSTRCHKPTINPRG control list entry. Structure checkpoint processing ends.

### X'30000028'

The CQS structure checkpoint was unable to read CQSOVERFLOW control list entry. Structure checkpoint processing ends.

### X'3000002C'

The CQS is currently in overflow threshold or overflow scan processing. This attempt at a structure checkpoint is terminated. A structure checkpoint will be initiated by CQS after overflow processing is complete. No action is necessary.

### X'30000030'

The CQS structure checkpoint was unable to write CQSOVERFLOW control list entry. Structure checkpoint processing ends. The CQS0220 message is not issued before this error message.

### X'30000034'

The CQS structure checkpoint was unable to write CQSSTRCHKPT control list entry. Structure checkpoint processing ends.

### X'30000038'

The CQS structure checkpoint was unable to write CQSSTRCHKPTINPRG control list entry. Structure checkpoint processing ends. The CQS0220 message is not issued before this error message.

### X'3000003C'

The CQS structure checkpoint was unable to delete CQSSTRCHKPTINPRG control list entry. Structure checkpoint processing ends.

### X'30000040'

The CQS structure checkpoint was unable to release lock on control list header. Structure checkpoint processing ends. The CQS0220 message might not have been issued before this error message.

### X'30000050'

The CQS structure checkpoint was unable to allocate a structure recovery data set. Structure checkpoint processing ends. Refer to the CQS0050E message to determine why the data allocation failed.

### X'30000054'

The CQS structure checkpoint was unable to open a structure recovery data set. Structure checkpoint processing ends. Refer to the CQS0054E message to determine why the open failed. Correct the data set error and initiate a new structure checkpoint.

### X'30000058'

The CQS structure checkpoint was unable to allocate a buffer (using BPEGETM) to read/write the SRDS control record. Structure checkpoint processing ends.

### X'3000005C'

The CQS structure checkpoint was unable to

- read the structure recovery data set control record. Structure checkpoint processing ends. Refer to the CQS0054E message to determine why the open failed. Correct the data set error and initiate a new structure checkpoint.
- X'30000060'**  
The CQS structure checkpoint was unable to write the structure recovery data set control record. Structure checkpoint processing ends. Refer to the CQS0054E message to determine why the open failed. Correct the data set error and initiate a new structure checkpoint.
- X'30000064'**  
The CQS structure checkpoint was unable to close a structure recovery data set. Structure checkpoint processing ends. Refer to the CQS0054E message to determine why the close failed. Correct the data set error and initiate a new structure checkpoint.
- X'30000068'**  
The CQS structure checkpoint was unable to deallocate a structure recovery data set. Structure checkpoint processing ends. Refer to the CQS0050E message to determine why the data allocation failed. Correct the data set error and initiate a new structure checkpoint.
- X'30000080'**  
The CQS structure checkpoint was unable to initialize the data space. Structure checkpoint processing ends.
- X'30000084'**  
The CQS structure checkpoint was unable to write the Structure Checkpoint Begin log record. Structure checkpoint processing ends.
- X'30000088'**  
The CQS structure checkpoint was unable to write the Structure Checkpoint End log record. Structure checkpoint processing ends.
- X'3000008C'**  
The CQS structure checkpoint was unable to allocate an AWE (using BPECBGET). Structure checkpoint processing ends.
- X'30000090'**  
The CQS structure checkpoint was unable to enqueue an AWE (using BPEAWSRV) to the IXLUSYNC processor. Structure checkpoint processing ends.
- X'30000094'**  
The CQS structure checkpoint was unable to enqueue an AWE (using BPEAWSRV) to the CQSCHK60. Structure checkpoint processing ends.
- X'30000098'**  
The CQS structure checkpoint was unable to quiesce the structure. One or more CQs were unable to obtain the structure quiesce latch. Structure checkpoint processing ends. The CQs that could not obtain the latch issue message CQS0222E RC=10020000.
- See related reason codes 10020000 and 10220000.
- X'3000009C'**  
The CQS structure checkpoint was unable to create thread for CQSCHK40. Structure checkpoint processing ends.
- X'300000F0'**  
The CQS is terminating and a structure checkpoint was requested. This attempt at a structure checkpoint is terminated since the structure will be checkpointed by another CQS.
- X'300000F4'**  
The CQS structure checkpoint was unable to quiesce the structure. An internal serialization error occurred, and the structure was not correctly quiesced when the CQS checkpoint process began to copy the structure checkpoint data. Issue a structure checkpoint manually to attempt another structure checkpoint.
- X'40000004'**  
The CQS structure checkpoint encountered an error when it attempted to read from the structure. The IXLLIST request failed because CQS is not connected to the structure. This error might occur when the connection fails and CQS is unable to rebuild the structure. In this case CQS might have disconnected from the structure and the structure is inaccessible. Structure checkpoint processing ends.
- X'40000008'**  
The CQS structure checkpoint encountered an error when it attempted to read from the structure. The IXLLIST request failed because the structure failed. Structure checkpoint processing ends.
- X'4000000C'**  
The CQS structure checkpoint encountered an error when it attempted to read from the structure. The IXLLIST request failed with an unexpected return and reason code. Structure checkpoint processing ends.
- X'40000010'**  
The CQS structure checkpoint called CQSCHK50 to perform a GETBUF request. The request was unsuccessful. Structure checkpoint processing ends.
- X'40000014'**  
The CQS structure checkpoint called CQSCHK50 to perform a BUFCMPLT request. The request was unsuccessful. Structure checkpoint processing ends.
- X'60000004'**  
The CQS structure checkpoint was unable to allocate a buffer (using BPEGETM) to write data to the structure recovery data set. Structure checkpoint processing ends.
- X'60000008'**  
The CQS structure checkpoint was unable to release a buffer (using BPEFREEM). Structure checkpoint processing ends.
- X'6000000C'**  
The CQS structure checkpoint was unable to

write to the structure recovery data set. Structure checkpoint processing ends. Refer to the CQS0054E message to determine why the put failed. Correct the data set error and initiate a new structure checkpoint.

X'60000010'

The CQS structure checkpoint encountered an error processing a TERMWRT request from module CQSCHK60. The module found an extent block that needed to be written, however, the sequence number in the extent block was not the correct sequence number.

X'60000014'

The CQS structure checkpoint encountered an error processing a TERMWRT request from module CQSCHK60. The module found that extent blocks that should have been written to the SRDS were still on an internal WRITE PENDING queue.

X'FF000004'

The CQS structure checkpoint master failed between phase 1 and 2. The master *cqsname* is the CQS that took over the structure checkpoint. This attempt at a structure checkpoint is unsuccessfully ended and a new one is initiated. No action is necessary.

X'FF000008'

The CQS structure checkpoint master failed between phase 2 and 3. The master *cqsname* is the CQS that took over the structure checkpoint. This attempt at a structure checkpoint is unsuccessfully ended and a new one is initiated. No action is necessary.

X'FF00000C'

The CQS structure checkpoint master failed between phase 1 and 2. No CQS was connected to the structure at the time, so the structure checkpoint could not be taken over. The *cqsname* in the message is the identifier of the CQS that detected the failure after it reconnected the structure. This attempt at a structure checkpoint is unsuccessfully ended. No new structure checkpoint is initiated.

X'FF000020'

This CQS lost connectivity to the structure between phase 1 and 2 of structure checkpoint. *cqsname* is the identifier of the CQS that lost connectivity. Structure checkpoint unsuccessfully ended for this CQS. If this CQS was not the structure checkpoint master, structure checkpoint continues for all CQSs that still have connectivity to the structure.

**System action:** CQS processing continues.

**System programmer response:** If you are unable to resolve the problem, copy the SYSLOG and dump of the master CQS address space, and call IBM Software Support for help.

**Module:** CQSCHK30, CQSSTE10

**Related information:**

"CQS0050E" on page 42

"CQS0054E" on page 42

---

**CQS0223I**    **STRUCTURE** *structurename*  
**ENTRIES=#entries** **ELEMENTS=#elements**  
**EMCS=#emcs**

**Explanation:** This message is issued at the start of structure checkpoint by the CQS that is the master checkpoint after the structure has been quiesced. This message provides information about how many entries, elements, and event monitoring controls (EMCs) are currently in use on the structure.

An entry represents one object on a CQS queue structure; there is one entry per object. An element represents an object's data; there are one or more elements per object. For a CQS structure, each element is 512 bytes. Each object will have as many elements allocated for it as are needed to contain the object's data. An EMC represents an inform request (CQSINFRM) on one queue name.

In the message text:

*structurename*    The name of the structure being checkpointed.  
*#entries*    The number of entries currently in use on the structure.  
*#elements*    The number of elements currently in use on the structure.  
*#emcs*    The number of EMCs currently in use on the structure.

**System action:** CQS processing continues.

**System programmer response:** None. This message is informational. However, if a structure checkpoint takes a long time, you can compare the number of entries and elements being checkpointed to other earlier checkpoints to see whether the delay is due to a larger amount of information being read. EMCs are not checkpointed; the EMC statistic is provided for completeness.

**Module:** CQSCHK30


---

**CQS0224E**    **CQS** *cqsname* **FAILED AUTOMATIC**  
**STRUCTURE CHECKPOINT FOR**  
**STRUCTURE** *structurename*

**Explanation:** The automatic structure checkpoint, which is based on a user-specified log record number, failed. All Common Queue Servers (CQSs) that are connected to the structure can issue this message.

In the message text:

*cqsname*    The name of the CQS that is master of the structure checkpoint.  
*structurename*    The name of the structure that CQS attempted to perform a checkpoint for.

- | **System action:** CQS processing continues.
- | **Output destination:** System log.
- | **System programmer response:** Manually issue the /CQSCHKPT command to perform a manual structure checkpoint.
- | **Problem determination:** If the problem persists after you manually issued the /CQSCHKPT command, copy the SYSLOG and dump of the master CQS address space and contact IBM software support.
- | **Module:** CQSCHK30
- | **Related reference:**
- |  /CQCHKPT command (Commands)

---

**CQS0240I** CQS *cqsname* STARTED STRUCTURE *rebuildtype* FOR STRUCTURE *structurename*

**Explanation:** CQS started a z/OS cross-system extended services (XES) structure rebuild to recover or copy queues. The master CQS determines the type of rebuild and performs the rebuild. Other CQs connected to the structure participate in the structure rebuild, but do not actually recover or copy the queues. All of the CQs connected to the structure issue this message if a structure rebuild is started.

Structure recovery entails recovering the queues from the structure recovery data set and z/OS system log. Structure copy entails copying the queues from one list structure to another.

In the message text:

*cqsname*

Name of the CQS that is master of the structure rebuild

*structurename*

The name of the structure CQS will rebuild

*rebuildtype*

The type of structure rebuild being performed, either RECOVERY, COLDSTART, or COPY

**System action:** CQS processing continues.

**Module:** CQSSTR00

---

**CQS0241I** CQS *cqsname* COMPLETED STRUCTURE *rebuildtype* FOR STRUCTURE *structurename*

**Explanation:** CQS completed an z/OS cross-system extended services (XES) structure rebuild to recover or copy queues. All of the CQs connected to the structure issue this message if a structure rebuild completes.

In the message text:

*structurename*

The name of the structure CQS rebuilt

*rebuildtype*

Type of structure rebuild that failed, either COPY, COLDSTART, or RECOVERY

*cqsname*

The name of CQS that is master of the structure rebuild process

**System action:** CQS processing continues.

**Module:** CQSSTR00

---

**CQS0242E** CQS *cqsname* FAILED STRUCTURE *rebuildtype* FOR STRUCTURE *structurename* RC=*ttssrrrr*

**Explanation:** The rebuild failed for the list structure to either copy the queues to a new structure or recover the queues from a structure recovery data set and the z/OS system log. All of the CQs connected to the structure issue this message if a structure rebuild fails.

In the message text:

*cqsname*

Name of the CQS that was master of the structure rebuild. This field is blank when CQS does not yet know the master of the rebuild.

*structurename*

The name of the structure CQS attempted to rebuild.

*rebuildtype*

The type of structure rebuild that failed, either COPY, COLDSTART, or RECOVERY.

*ttssrrrr*

Refer to CQS code information for a description of these reason codes.

**System action:** CQS processing continues.

**System programmer response:** The structure must be recovered before work can be processed on the structure. Correct the problem and initiate another rebuild by entering the SETXCF START,REBUILD command on the z/OS console.

If the new structure was full or failed, analyze the use of the coupling facility to determine if the coupling facility resource management (CFRM) policy needs to be changed so CQS can allocate a large enough shared queues structure on a coupling facility that can accommodate it. A policy change and a structure rebuild might be necessary to recover the structure.

If the rebuild structure initialization failed, correct the problem documented in message CQS0014E and initiate another rebuild.

If you are unable to resolve the problem, copy the SYSLOG and dump of the master CQS address space, and call IBM Software Support for help.

**Module:** CQSSTR00

**Related reference:**

 CQS codes (Messages and Codes)

**Related information:**

“CQS0014E” on page 36

---

**CQS0243E UNABLE TO PARTICIPATE IN REBUILD FOR STRUCTURE**  
*structurename*

**Explanation:** CQS is unable to participate in a rebuild of the structure because it is unable to connect to the rebuild structure. CQS does not know the master of the rebuild process or the type of rebuild being done (structure recovery or structure copy). This CQS issues this message instead of messages CQS0240I and CQS0241I or CQS0242E. If the structure is successfully rebuilt, this CQS does not have access to it.

**System action:** CQS processing continues.

**System programmer response:** If the rebuild is successful, consider initiating another rebuild if you want this CQS to have access to the structure.

**Module:** CQSSTE00

---

**CQS0244E STRUCTURE RECOVERY REQUIRED AFTER RECOVERY FAILURE FOR STRUCTURE**  
*structurename*

**Explanation:** Recovery failed for the identified structure.

**System action:** CQS processing continues.

**System programmer response:** Try another rebuild to recover the structure by issuing the SETXCF START,REBUILD request on the z/OS console. Work is permitted on the structure, but some or all of the work that occurred before the rebuild is unavailable until the structure is recovered. Structure processes such as structure checkpoint and structure overflow processing are not permitted until the structure is successfully recovered.

**Module:** CQSSTR00

---

**CQS0245E STRUCTURE *structurename* REBUILD ERROR**  
*error detail RC=rc RSN=rsn*  
*CLNTQ=client\_queue\_name*  
*UOW1=first\_half\_uow*  
*UOW2=second\_half\_uow*

**Explanation:** Structure rebuild encountered an error processing a data object. This message provides details about the error and the data object that rebuild was processing. CQS0245E contains five lines.

In the message text:  
*structurename*

The name of the structure being rebuilt.

*errordetail*

Detail about the error. The details can be up to 15 characters. One possible error detail might be CQSUNLCK FAILED (a CQSUNLCK request failed).

*rc* Return Code. One possible return code might be XLLISTREQUEST=MOVE.

*rsn* Reason code. One possible reason code might be XLLISTREQUEST=MOVE.

*client\_queue\_name*

Name of the client queue associated with the data object.

*first\_half\_uow*

First half of the UOW of the data object.

*second\_half\_uow*

Second half of the UOW of the data object.

**System action:** CQS continues performing structure rebuild.

**System programmer response:** Report this error to IBM. Copy the SYSLOG, IMS log records, CQS log records and the memory dump of the CQS address space, and call IBM Software Support for help.

**Module:** CQSMOV20

---

**CQS0246I CQS SRDS READ STARTED,**  
*DSN=structure\_recovery\_data\_set\_name*

**Explanation:** The message indicates that CQS is reading the more current one of the structure recovery data sets for structure rebuild. In the case of a structure rebuild failure, the structure may be able to be recovered by renaming the structure recovery data set as indicated in the DSN= field of the CQS0246I message, and initiating a new structure rebuild. This structure rebuild will use the other older structure recovery data set, and may be able to successfully complete the rebuild in some cases. Ensure that the renamed SRDS is renamed back to its original name at the end of structure rebuild.

In the message text:

*structure\_recovery\_data\_set\_name*

The name of the structure recovery data set that is currently used for structure rebuild.

**System action:** CQS processing continues.

**Module:** CQSSTR00

**Related information:**

 CQS0245E

---

**CQS0247W OPERATOR-INITIATED REBUILD FOR STRUCTURE *structure name* WAS REJECTED DUE TO AN ACTIVE OVERFLOW PROCESS**

**Explanation:** The message indicates that CQS rejected an operator-initiated rebuild because an overflow threshold or scan process was in progress. The operator can re-issue the rebuild command after the overflow process completes.

In the message text:

*structure name*

The name of the structure that is currently used for structure rebuild.

**System action:** CQS processing continues.



**System programmer response:** Re-issue the rebuild command after the overflow process has completed.

**Module:** CQSSTE20

---

**CQS0248I**    **OVERFLOW MOVE** *variable text* **FOR STRUCTURE** *structure name*, **OBJECTS MOVED COUNT** *movecount*

**Explanation:** The message indicates the progress of data object movement between the primary and overflow structures during overflow move processing.

The IN PROGRESS message is issued approximately once per minute while data objects are being moved. The *movecount* value indicates the total number of objects that have been moved to or from the overflow structure at that point in time. Note that the *movecount* value may include both the count of objects moved to the overflow structure, as well as objects moved back from the overflow structure to the primary structure. (This could happen if the overflow structure becomes full during the move process. In this case, CQS backs out the moves to overflow and returns the object to the primary structure.)

The COMPLETED message is issued when all objects from the selected queue names have been moved. When the overflow structure did not fill during the move to overflow process, this value is equal to the number of objects on the queues selected for overflow at the time the overflow threshold was crossed. It does not include objects that were put to the structure after the threshold was crossed. Such CQSPUTs are deferred until the move process completes.

When the overflow structure filled during the move process, such that no more objects could be moved to overflow, then the count on the COMPLETED message will equal twice the number of objects that were moved to, and then later back from, the overflow structure (the total number of object moves between structures).

In the message text:

*variable text*

IN PROGRESS or COMPLETED.

*structure name*

Name of the primary structure.

*movecount*

The count of the number of objects moved so far between the primary and overflow structures.

**System action:** CQS processing continues.

**Module:** CQSOFL10, CQSOFL50

---

**CQS0260I**    **CQS** *cqsname* **STARTED OVERFLOW THRESHOLD PROCESSING FOR STRUCTURE** *structurename*

**Explanation:** CQS started overflow threshold processing, because the structure reached the overflow threshold specified by the installation. Queues are

selected to enter overflow mode. All of the CQSSs connected to the structure issue this message if structure overflow processing completes.

In the message text:

*cqsname*

Name of the CQS that is master of the overflow threshold process

*structurename*

The name of the structure undergoing overflow threshold processing

**System action:** CQS processing continues. The structure is quiesced until overflow threshold processing completes or fails.

**Module:** CQSSTE10, CQSSTR00

---

**CQS0261I**    **CQS** *cqsname* **COMPLETED OVERFLOW THRESHOLD PHASE 1 FOR STRUCTURE** *structurename*

**Explanation:** CQS completed overflow threshold phase 1 for the structure. Structure activity for the primary structure is resumed. Queue names that are in overflow or were selected for overflow are still quiesced. All of the CQSSs connected to the structure issue this message.

In the message text:

*cqsname*

The name of CQS that is master of the overflow threshold process

*structurename*

The name of the structure that completed overflow threshold phase 1

**System action:** CQS processing continues. Primary structure activity can be resumed. Overflow activity is still quiesced.

**Module:** CQSSTE10

---

**CQS0262I**    **CQS** *cqsname* **COMPLETED OVERFLOW THRESHOLD PHASE 2 FOR STRUCTURE** *structurename*

**Explanation:** CQS completed overflow threshold phase 2 for the structure. Structure activity for queue names that are in overflow or were selected for overflow are resumed. All of the CQSSs connected to the structure issue this message.

In the message text:

*cqsname*

The name of CQS that is master of the overflow threshold process

*structurename*

The name of the structure that completed overflow threshold phase 2

**System action:** CQS processing continues. Overflow structure activity can be resumed.

**Module:** CQSSTE10

CQS0263E CQS *cqsnam* FAILED OVERFLOW THRESHOLD PROCESSING FOR STRUCTURE *structurename* RC=*xxxxxxxx*

**Explanation:** Overflow threshold processing failed for the structure.

In the message text:

*cqsnam*

Name of the CQS that was master of overflow threshold processing.

*structurename*

The name of the structure for which CQS attempted overflow threshold processing.

*xxxxxxxx*

The reason code.

**Reason code**

**Explanation**

X'00000008'

The CQS overflow threshold process encountered an error when it attempted to access the structure while the structure was quiesced between overflow threshold IXLUSYNC 1 and IXLUSYNC 2. The IXLIST request failed either because CQS is not connected to the structure or because the structure failed. The master CQS issues IXLUSYNC 2 to resume the structure so that rebuild can process. If rebuild is successful, overflow threshold processing continues after the rebuild and no action is necessary. If the rebuild fails, overflow threshold processing does not resume.

X'0000000C'

The CQS overflow threshold master failed between IXLUSYNC 1 and IXLUSYNC 2. The master *cqsid* in the message is the identifier of the CQS that took over the overflow threshold process. This attempt at an overflow threshold processing is terminated and a new one is initiated. No action is necessary.

X'00000010'

The CQS overflow threshold process was unable to allocate a buffer (through BPEBPGET) during Phase 1. Overflow threshold processing ends.

X'00000014'

The CQS overflow threshold process was unable to write either the Overflow Threshold Begin or Move to Overflow log record. Overflow threshold processing ends.

X'00000018'

The CQS overflow threshold process attempted to translate a queue type into a list header number during

Phase 1. The CQS service CQSLHS indicated the queue type was invalid. Overflow threshold processing ends.

X'0000001C'

The CQS overflow threshold process encountered an error when it attempted to access the structure during Phase 1. This might have been a failure that required a rebuild, but the rebuild was either not initiated or it failed. Overflow threshold processing ends.

X'00000020'

The CQS overflow threshold process was unable to quiesce the structure. One or more CQs were unable to obtain the structure quiesce latch. Overflow threshold processing ends.

X'00000024'

No queue names were selected for overflow. This could happen because the Queue Overflow exit routine did not allow any queue names to be selected for overflow. It could also happen if all the data objects on the structure are in CQS private queues or client queue types that are not eligible for overflow. Overflow threshold processing ends and will not be allowed to occur until the structure size is 20% below the overflow threshold.

X'00000028'

The CQS overflow threshold process encountered an error while attempting to obtain a resource latch during Phase 1. Overflow threshold processing ends.

X'0000002C'

This CQS lost connectivity to the structure between overflow threshold IXLUSYNC 1 and 2. The *cqsid* in the message is the identifier of the overflow master CQS. Structure overflow threshold processing unsuccessfully ends for this CQS. If this CQS was the overflow master, another CQS that has connectivity to the structure, if any exist, will take over the overflow process. If this CQS was not the overflow master, overflow threshold continues for all CQs that still have connectivity to the structure.

X'00000040'

The CQS overflow threshold process in this CQS could not obtain the structure quiesce latch. The overflow threshold process for this CQS ends.

If it cannot obtain the structure quiesce latch, the master CQS issues either:

- CQS0263E with RC=X'00000040' and terminates abnormally with U0100-00000004
- CQS0263E with RC=X'00000040' and CQS0263E with RC=X'00000020'

And then the master CQS ends the overflow threshold process.

If a participant CQS cannot obtain the structure quiesce latch and it terminates abnormally with U0100-00000004, the master CQS continues with the overflow threshold process. If this CQS does not abend, the master CQS terminates the overflow threshold process.

See reason codes RC=X'00000044' and RC=X'00000020' for more information.

**X'00000044'**

The CQS overflow threshold process in another CQS could not obtain the structure quiesce latch. This is a propagated error. The CQS overflow threshold process for this CQS ends. The master CQS does not issue message CQS0263E with RC=X'00000044'; the master CQS ends the overflow threshold process and issues message CQS0263E with RC=X'00000020'.

See reason codes RC=X'00000040' and RC=X'00000020' for more information.

**X'00000100'**

The CQS overflow threshold process was unable to allocate a buffer (through BPEBPGET) during Phase 2. Overflow threshold processing ends.

**X'00000104'**

The CQS overflow threshold process was unable to write the Overflow Threshold End log record. Overflow threshold processing has already completed.

**X'00000108'**

The CQS overflow threshold process encountered an error when it attempted to access the structure during Phase 2. This situation might have been a failure that required a rebuild, but the rebuild was either not initiated or it failed. Overflow threshold processing ends.

**X'0000010C'**

The CQS overflow threshold process encountered an error while

attempting to obtain a resource latch during Phase 2. Overflow threshold processing ends.

**X'00000110'**

The CQS overflow threshold process received a nonzero return code from BPE AWE services during Phase 2. Overflow threshold processing ends.

**X'00000114'**

The CQS overflow threshold process attempted to translate a queue type into a list header number during Phase 2. The CQS service CQSLHS indicated the queue type was invalid. Overflow threshold processing ends.

**X'00000118'**

No queues were moved to the overflow structure during phase 2 of threshold processing. Threshold processing does not occur again until one of the following occurs:

- CQS is no longer in overflow mode, if CQS was already in overflow mode before the current threshold process started.
- The overflow structure is rebuilt.

**X'0000011C'**

This CQS lost connectivity to the structure between overflow threshold IXLUSYNC 2 and 3. The *cqsid* in the message is the identifier of the overflow master CQS. Structure overflow threshold processing unsuccessfully ends for this CQS. If this CQS was the overflow master, another CQS that has connectivity to the structure, if any, will take over the overflow process. If this CQS was not the overflow master, overflow threshold continues for all CQSSs that still have connectivity to the structure.

**System action:** CQS processing continues. If the system is still over the overflow threshold the next time CQS writes data to the structure, overflow threshold processing is initiated again (except when the reason code is X'00000024').

**System programmer response:** If you are unable to resolve the problem, copy the SYSLOG and dump of the master CQS address space, and call IBM Software Support for help.

**Module:** CQSSTE10, CQSOFL00, CQSOFL50

---

**CQS0264I** CQS *cqsname* TERMINATED  
OVERFLOW THRESHOLD  
PROCESSING, ALTER SUCCESSFUL  
FOR STRUCTURE *structurename*

**Explanation:** The CQS Overflow threshold process issued an IXLALTER request to increase the size of the

## CQS0265I • CQS0267W

structure. The alter increased the size enough so that the structure is below the overflow threshold. Threshold processing is terminated.

In the message text:

*cqsname*

The name of the CQS that was master of overflow threshold processing.

*structurename*

The name of the structure for which CQS started overflow threshold processing.

**System action:** CQS processing continues.

**Module:** CQSSTE10, CQSOFL00

---

### CQS0265I STRUCTURE ALTER REQUEST STARTED *structurename*

**Explanation:** A structure alter request started because one of the following occurred:

- The operator entered a SETXCF START,ALTER command
- CQS reached the overflow threshold level
- CQS detected that a resource structure was full

In the message text:

*structurename*

The name of the structure for which the alter request was started.

**System action:** CQS processing continues.

**Module:** CQSSTE00

---

### CQS0266I STRUCTURE ALTER REQUEST COMPLETED FOR STRUCTURE *structurename*

**Explanation:** A structure alter request successfully completed. This request was initiated because an operator entered a SETXCF START,ALTER command or because CQS reached the overflow threshold level.

In the message text:

*structurename*

The name of the structure for which the alter request successfully completed.

**System action:** CQS processing continues.

**Module:** CQSSTE00

---

### CQS0267W STRUCTURE ALTER REQUEST FAILED FOR STRUCTURE *structurename* RC=*xxxxxxx*

**Explanation:** A structure alter request failed. The structure ALTER might have been initiated by:

- The operator when a SETXCF START,ALTER command is entered to alter the size of the structure.
- The CQS Overflow Threshold process to increase the size of the structure when the overflow threshold is reached.

- The CQS Inform process to increase the size of the structure when there is no more room for EMCs (Event Monitoring Controls). The inform process occurs for a CQSINFRM request, a structure rebuild, or after reconnecting to a structure. In the message text:

In the message text:

*structurename*

The name of the structure for which the alter request failed.

*xxxxxxx*

The return code, which can be one of the following codes:

#### Return code

#### Explanation

X'00000004'

The CQS was unable to alter the coupling facility structure to the target size. The structure size might not have changed. This return code is possible when the structure alter attempts to increase the structure size or EMC percentage, but there is not enough room in the coupling facility for the altered structure. This return code is also possible when an operator-initiated structure alter attempts to decrease the structure size, but the structure data objects will not fit in the smaller structure.

X'00000008'

The CQS was unable to alter the coupling facility structure to the target size. A rebuild was initiated during the alter process. The coupling facility structure size was not changed.

X'0000000C'

The CQS was unable to alter the coupling facility structure to the target size. The structure failed during the alter process. The coupling facility structure size was not changed.

X'00000010'

The CQS was unable to alter the coupling facility structure to the target size. Structure connectivity was lost during the alter process. The coupling facility structure size was not changed.

X'00000018'

The CQS was unable to alter the coupling facility structure to the target size. Ratios specified on the alter request are not consistent with the structure. The coupling facility structure size was not changed.

X'0000001C'

The CQS was unable to alter the coupling facility structure to the target size. An unknown error occurred. The coupling facility structure size was not changed.

X'00000020'

The CQS was unable to alter the coupling facility structure to the target size. The structure alter was stopped by the operator. The coupling facility structure size was not changed.

X'00000024'

The CQS was able to alter the coupling facility structure to the target size but there was no space allocated for the EMC. The target EMC count was zero. CQS initiated another IXLALTER to restore the coupling facility structure to its previous size.

**System action:** CQS processing continues.

**System programmer response:** If you are unable to resolve the problem, copy the SYSLOG, create a memory dump of the master CQS address space, and call IBM Software Support for help.

**Module:** CQSSTE00

---

**CQS0268W OVERFLOW STRUCTURE *structurename* IS LESS THAN *percentage* OF THE PRIMARY STRUCTURE SIZE**

**Explanation:** When CQS connected to the overflow structure it determined that the size of the overflow structure was less than the stated percentage of the primary structure size.

In the message text:

*structurename*

The name of the overflow structure.

*percentage*

The percentage of the primary structure size that is used to determine the minimum overflow structure size.

**System action:** CQS connects to the overflow structure during CQS initialization. If CQS detects that the overflow structure size is less than the stated percentage of the primary structure size, CQS issues this message. CQS is allowed to initialize even though the overflow structure is too small. CQS disconnects from and deletes the overflow structure at the end of CQS initialization.

CQS does not attempt to connect to the overflow structure again until the overflow threshold is reached. If the CFRM policy definition for the overflow structure remains unchanged, CQS again issues this message. CQS goes into overflow mode, but the overflow structure is not used. Requests to add data objects to

those queues that were selected for overflow are rejected.

**System programmer response:** If you intend to use the overflow structure during overflow processing, increase the size of the overflow structure. Optimally, the size of the overflow structure should be defined in the CFRM policy to be at least X percent of the primary structure size, where X is the percentage of the primary structure that must be in use before CQS goes into overflow mode (the overflow threshold). For example, if the overflow threshold was defined with the OVFLWMAX= parameter to be 75% of the primary structure size, the size of the overflow structure should be at least 75% of the primary structure size.

CQS does not attempt to connect to the overflow structure while in overflow mode. If a primary structure goes into overflow mode without an overflow structure, CQS must exit overflow mode before another attempt is made to connect to the overflow structure. CQS connects to the overflow structure during overflow threshold processing.

**Module:** CQSSTS10

---

**CQS0269E CQS *cqsname* FAILED OVERFLOW SCAN *phase* PROCESSING FOR STRUCTURE *structurename* RC=*xxxxxxxx***

**Explanation:** The overflow scan processing failed for the structure.

In the message text:

*cqsname*

Name of the CQS that was the master of the overflow scan processing.

*phase*

The phase of the overflow scan processing that failed, either START or END.

*structurename*

The name of the structure for which CQS attempted overflow scan processing.

*xxxxxxxx*

The reason code.

**Reason code**

**Description**

X'00000040'

The CQS overflow scan process in this CQS could not obtain the structure quiesce latch. The overflow scan process for this CQS ends.

X'00000044'

The CQS overflow scan process in another CQS could not obtain the structure quiesce latch. This error is propagated. The CQS overflow scan process for this CQS ends.

**System action:** CQS processing continues. If CQS is still in overflow mode, then the overflow scan process will start again after 15 minutes.

**System programmer response:** If you are unable to

resolve the problem, copy the syslog and dump of the master CQS address space, and call IBM Software Support for help.

**Module:** CQSSTE10

---

**CQS0270I THE FOLLOWING QUEUE NAMES ARE ADDED TO OVERFLOW FOR STRUCTURE** *structurename*  
*tt-cccccccccccccc*  
*or*  
*tt-xxxxxxxxxxxxxxxxxxxxxxxxxxxxxxxx*

**Explanation:** CQS has selected one or more queue names to be placed in the overflow structure.

The first line of this message is issued once each time CQS selects queue names for overflow mode. That line is followed by a list of the queue names that were selected. Queue names are displayed either in characters or hexadecimal, if the name contains unprintable characters.

In the message text:  
*structurename*

The name of the coupling facility primary message queue structure.

*tt* The queue type code of the queue name, in hex. CQS queue names use the first byte of the queue name to identify the type of queue.

The meaning of the queue type is defined by the client of CQS. For an IMS shared queue structure, *tt* can be one of the following:

- 01 - Transaction ready queue
- 02 - Transaction staging queue
- 03 - Transaction suspend queue
- 04 - Transaction serial queue
- 05 - LTERM ready queue
- 06 - LTERM staging queue
- 07 - APPC ready queue
- 08 - Remote ready queue
- 09 - OTMA ready queue

For an IMS shared expedited message handler (EMH) structure, *tt* can be one of the following:

- 01 - Program ready queue
- 05 - LTERM ready queue

*cccccccccccccc*

The 15-character queue name that was moved to overflow, in printable EBCDIC.

*xxxxxxxxxxxxxxxxxxxxxxxxxxxxxxxx*

The 15-byte queue name that was moved to overflow, in hexadecimal. The queue name contained at least one byte that was not a printable EBCDIC character.

**System action:** The queue names identified in the message are marked as being in overflow mode.

If an overflow structure is defined, any objects on the affected queue names that are in the primary structure are moved to the overflow structure. Any new objects

queued to the affected queue names are also placed in the overflow structure.

If an overflow structure is not defined, CQS rejects subsequent CQSPUT requests for the indicated queue names.

**System programmer response:** No action is required.

This message identifies what queue names have been selected for offloading to the overflow structure. CQS selects the queue names that are consuming the most number of coupling facility structure elements to be moved.

However, you can use the information from this message to help determine whether a particular queue destination is not processing the messages queued to it.

**Module:** CQSOFL50

---

**CQS0271I THE FOLLOWING QUEUE NAMES ARE REMOVED FROM OVERFLOW FOR STRUCTURE** *structurename*  
*tt-cccccccccccccc*  
*or*  
*tt-xxxxxxxxxxxxxxxxxxxxxxxxxxxxxxxx*

**Explanation:** CQS removed one or more queue names from overflow. This message is issued when CQS performs overflow scan processing and finds a queue name that had been in overflow no longer has any messages queued to it.

The first line of this message is issued once each time CQS performs the process of removing queue names from overflow mode. That line is followed by a list of the queue names that were removed from overflow mode. Queue names consisting of all printable characters are displayed in EBCDIC. Queue names containing one or more unprintable characters are displayed in hex.

In the message text:  
*structurename*

The name of the coupling facility primary message queue structure.

*tt* The queue type code of the queue name, in hex. CQS queue names use the first byte of the queue name to indicate the queue type of the name. The meaning of the queue type is defined by the client of CQS. For an IMS shared queue structure, *tt* can be one of the following:

- 01 - Transaction ready queue
- 02 - Transaction staging queue
- 03 - Transaction suspend queue
- 04 - Transaction serial queue
- 05 - LTERM ready queue
- 06 - LTERM staging queue
- 07 - APPC ready queue
- 08 - Remote ready queue
- 09 - OTMA ready queue

For an IMS shared expedited message handler (EMH) structure, *tt* can be one of the following:

- 01 - Program ready queue
- 05 - LTERM ready queue

cccccccccccccc

The 15-character queue name that was removed from overflow, in printable EBCDIC. This form of the message is used when all characters of the queue name are printable EBCDIC characters.

xxxxxxxxxxxxxxxxxxxxxxxxxxxxxxxx

The 15-byte queue name that was removed from overflow, in hex. This form of the message is used when at least one byte of the queue name is not a printable EBCDIC character.

**System action:** The indicated queue names are removed from overflow mode. Any new objects queued to the affected queue names are placed in the primary structure.

**System programmer response:** No action is required.

**Module:** CQSOFL50

---

**CQS0280I**    **CONNECT REJECTED FOR**  
**CLIENT=client USERID=userid**  
**INSUFFICIENT AUTHORITY TO**  
**STRUCTURE structure**  
**RACROUTE AUTH R15=r15 RC=rc**  
**RSN=rsn**

**Explanation:** A client attempted to connect to a CQS structure using a CQSCONN request, but the client was not authorized to access the structure. CQS issues a RACROUTE REQUEST=AUTH call to determine if the connecting client has the appropriate authority to access the requested structure. CQS uses the client job user ID to perform the authorization. The *userid* must have at least UPDATE authority to the structure name.

In the message text:

- client*    The client ID that is attempting to connect.
- userid*    The user ID associated with the client address space. If this field contains \*NONE\*, the client is running with no user ID specified.
- structure*    The CQS structure name to which the client is trying to connect.
- r15*        The value in register 15 from the RACROUTE call.
- rc*         The RACF® return code from the RACROUTE call.
- rsn*        The RACF reason code from the RACROUTE call.

**System action:** The connection request is rejected and the client is not allowed to access the requested CQS structure.

**System programmer response:** If the indicated user should be allowed to access the requested CQS

structure, authorize the user to the structure resource with at least RACF UPDATE authority. If the indicated user should not be allowed to access the requested CQS structure, you might want to determine why the user is trying to connect to it, and take appropriate action to protect against unauthorized or malicious access.

**Module:** CQSCON00

**Related reference:**

➔ z/OS: RACROUTE return codes and reason codes

---

**CQS0281I**    **REGISTRATION REJECTED FOR**  
**CLIENT=client USERID=userid**  
**INSUFFICIENT AUTHORITY TO CQS**  
*cqsid*  
**RACROUTE AUTH R15=r15 RC=rc**  
**RSN=rsn**

**Explanation:** A client attempted to register with a CQS using a CQSREG request, but the client was not authorized to register with the CQSID. CQS issues a RACROUTE REQUEST=AUTH call to determine if the registering client has the appropriate authority to register with the requested CQSID. The client job user ID is used by CQS to perform the authorization. The user ID must have at least UPDATE authority to the CQSID.

In the message text:

- client*    The client ID that attempted to register.
- userid*    The user ID associated with the client address space. If this field contains \*NONE\*, the client is running with no user ID specified.
- cqsid*    The CQSID of the CQS to which the client is trying to register.
- r15*        The value in register 15 from the RACROUTE call.
- rc*         The RACF return code from the RACROUTE call.
- rsn*        The RACF reason code from the RACROUTE call.

**System action:** The registration request is rejected and the client is not allowed to access the requested CQS.

**System programmer response:** If the indicated user should be allowed to access the requested CQS, authorize the user to the structure resource with at least RACF UPDATE authority. If the indicated user should not be allowed to access the requested CQS structure, determine why the user is trying to connect to it, and take appropriate action to protect against unauthorized or malicious access.

**Module:** CQSREG20

**Related information:**

z/OS: Return codes and reason codes for z/OS RACROUTE REQUEST=AUTH

---

**CQS0282W** CQS OVERFLOW STRUCTURE  
*structurename* IS APPROACHING FULL;  
 SOME QUEUES COULD NOT BE  
 MOVED

**Explanation:** During the overflow threshold process, CQS could not move some queues to the overflow structure because the overflow structure did not have enough space to hold these queues.

In the message text:  
*structurename*

The name of the overflow structure.

**System action:** CQS processing continues.

**System programmer response:** No action is required.

**Module:** CQSOFL00

---

**CQS0300I** *command* COMMAND REJECTED,  
 RC=*rc*

**Explanation:** CQS could not process the command. The command is rejected.

In the message text:  
*command*

The command that was rejected.

*rc* A return code that indicates why the command was rejected. The following return codes are defined:  
**01000004**

A z/OS STOP command for a CQS address space was rejected because there were clients still connected to the CQS. A z/OS STOP command for a CQS address space is processed only when there are no clients connected.

The CQS0300I message is followed by one or more CQS0301I messages, which identify the clients that are still connected to the CQS.

**System action:** The command is not processed.

**Module:** CQSCMD00

---

**CQS0301I** CLIENT *client* IS REGISTERED TO  
 CQS, JOBNAME *jobname* ASID *asid*

**Explanation:** A z/OS STOP command was issued to stop a CQS address space. The command was rejected because there were clients still connected to the CQS. In response to the STOP command, CQS issues one CQS0301I message for each client that is currently connected to it.

In the message text:

*client* The CQS client name of a client that is connected to the CQS address space.

*jobname* The z/OS job name of the client.

*asid* The z/OS address space ID (ASID) of the client.

**System action:** No action is required.

**System programmer response:** No response is required. However, if you want to stop CQS by using the z/OS STOP command, stop each client address space listed on the CQS0301I message or cause each client to disconnect from the CQS, and then issue the z/OS STOP command again to terminate the CQS.

**Module:** CQSCMD00

---

**CQS0350W** *reason*  
**LOG STREAM:**  
*logstreamname***STRUCTURE:** *structurename*  
*cqsid*

**Explanation:** CQS requested a function from the system logger. The system logger returned a nonzero return and reason to CQS.

In the message text:

*reason* *reason* is one of the following values:

**CQS LOG CONNECT DS DIRECTORY**

**FULL** CQS received return code X'00000004' and reason code X'00000408' from a System Logger connect request (IXGCONN).

**CQS LOG CONNECT POSSIBLE LOSS OF**

**DATA** Delete and redefine the log stream (not the log structure), restart CQS, then take two structure checkpoints. CQS received return code X'00000004' and reason code X'00000407' from a System Logger connect request (IXGCONN).

**CQS LOG CONNECT PREVIOUS OFFLOAD ERROR**

CQS received return code X'00000004' and reason code X'00000409' from a System Logger connect request (IXGCONN).

**CQS LOG WRITE LOSS OF DATA**

CQS received return code X'00000004' and reason code X'00000405' from a System Logger write request (IXGWRITE).

**CQS LOG WRITE POSSIBLE LOSS OF**

**DATA** CQS received return code X'00000004' and reason code X'00000407' from a System Logger write request (IXGWRITE).

**CQS LOG WRITE PREVIOUS OFFLOAD**

**ERROR** CQS received return code X'00000004' and reason code X'00000409' from a System Logger write request (IXGWRITE).

Message CQS0350W with this reason is issued the first time CQS received



these return and reason codes. It is only issued again if the problem with the previous offload data is fixed, and later the same return and reason codes are received by CQS again.

**CQS LOG WRITE UNABLE TO DUPLEX LOG DATA TO STAGING DATA SETS**

CQS received return code X'00000004' and reason code X'0000040A' from a System Logger write request (IXGWRITE). The logger write request was successful; however, the logger was not able to duplex the log data to staging data sets.

**SYSTEM LOGGER UNAVAILABLE**

CQS received return code X'00000008' and reason code X'00000890' from a System Logger connect, write, browse, or delete request (IXGCONN, IXGWRITE, IXGBRWSE, IXGDELETE).

**LOG STREAM IS NOT AVAILABLE**

**DIAG=diag1 diag2 diag3**

In the message text:

*diag1* A 4-byte value in field IxgenfEvents of IXGENF DSECT, or a 4-byte value in field Ansaas\_Diag1.

*diag2* A 4-byte value in field IxgenfEventReasons of IXGENF DSECT, or a 4-byte value in field Ansaas\_Diag2.

*diag3* A 4-byte value in field IxgenfEventSpecificInfo of IXGENF DSECT, or a 4-byte value in field Ansaas\_Diag3.

*logstreamname*

The name of the log stream to which CQS is connected for the structure. The name is defined in the CQSSGxxx PROCLIB member.

*structurename*

The name of the coupling facility message queue structure.

*cqsid* The CQS identifier.

**CQS LOG FULL, OFFLOAD ERRORS DIAG=diag1**

*diag2 diag3*

CQS received return code X'00000008' and reason code X'0000085D' from a system logger write request (IXGWRITE). The system logger CF structure or staging data set space is full, and the logger has encountered severe errors attempting to offload data. In the message text:

*diag1* The diagnostic data from the field Ansaas\_Diag1 in the answer area returned on the IXGWRITE request.

*diag2* The diagnostic data from the field Ansaas\_Diag2 in the answer area returned on the IXGWRITE request.

*diag3* The diagnostic data from the field Ansaas\_Diag3 in the answer area returned on the IXGWRITE request.

**LOG STREAM CF STRUCTURE FULL DIAG=diag1  
diag2 diag3**

CQS received return code X'00000008' and reason code X'00000860' from a system logger write request (IXGWRITE). The logger write request was not successful. The coupling facility structure space allocated for this log stream is full. No further requests can be processed until the log data in the coupling facility structure is offloaded to DASD log data sets. In the message text:

*diag1* Diagnostic data from field Ansaas\_Diag1 in the answer area returned on the IXGWRITE request.

*diag2* Diagnostic data from field Ansaas\_Diag2 in the answer area returned on the IXGWRITE request.

*diag3* Diagnostic data from field Ansaas\_Diag3 in the answer area returned on the IXGWRITE request.

**System action:** The system action is determined by the function and result:

**CQS LOG CONNECT DS DIRECTORY FULL**

or

**CQS LOG CONNECT PREVIOUS OFFLOAD ERROR**

When this error occurs, CQS initiates a structure checkpoint, and processing continues. If CQS is initializing, the structure checkpoint is delayed until CQS restarts.

**CQS LOG CONNECT POSSIBLE LOSS OF DATA**

When this warning is received during CQS initialization, CQS issues abend 0014, subcode X'000000A0' from module CQSIST10. Any other time this error occurs, CQS initiates a structure checkpoint, and processing continues.

**CQS LOG WRITE LOSS OF DATA**

or

**CQS LOG WRITE POSSIBLE LOSS OF DATA**

CQS initiates a structure checkpoint and processing continues.

**SYSTEM LOGGER UNAVAILABLE**

When this warning occurs, CQS waits for the system logger address space to become available. CQS is not able to process any work for this structure, which requires access to the CQS log stream.

**CQS LOG WRITE PREVIOUS OFFLOAD ERROR**

When this error occurs, CQS initiates a structure checkpoint, and processing continues.

**LOG STREAM IS NOT AVAILABLE**

The logger has determined that the log stream is not available for use and issued this message. Normally, this condition only lasts for a short time during the rebuild of the log structure, the offload of the log stream, or a change of log resources. CQS waits for the log stream to become available. Message CQS03511

is issued after CQS receives notification from logger that the log stream is available.

**CQS LOG WRITE UNABLE TO DUPLEX LOG DATA TO STAGING DATA SETS**

When this problem occurs, CQS writes a CQS0350W message to the operator console, and processing continues. CQS processing continues; however, the CQS log stream is not duplexed to staging data sets.

**CQS LOG FULL, OFFLOAD ERRORS**

When this error occurs, z/OS logger allows CQS to attempt the write requests as soon as any structure space is freed and before the offloading completes. CQS periodically retries the write requests to the log stream and the write attempt may succeed, so that CQS can continue processing its client's requests during the offloading process.

**LOG STREAM CF STRUCTURE FULL**

When this error occurs, z/OS logger allows CQS to attempt the write requests as soon as any structure space is freed and before the offloading completes. CQS periodically retries the write requests to the log stream and the write attempt may succeed, so that CQS can continue processing its client's requests during the offloading process.

**System programmer response:** The programmer response is determined by the function and result.

**CQS LOG CONNECT POSSIBLE LOSS OF DATA**

Delete and redefine the log stream, restart CQS, then take a structure checkpoint.

**SYSTEM LOGGER UNAVAILABLE**

The System Logger address space is not currently available for use by CQS. Before any CQS processing can continue, you must start the System Logger address space so CQS can connect to the CQS log stream.

**CQS LOG WRITE PREVIOUS OFFLOAD ERROR**

Check the system log for message IXG301I to determine the cause of the error.

**LOG STREAM IS NOT AVAILABLE**

If message CQS0351I is not displayed after this message, and there is no CQS activity for several minutes, it is likely that CQS has encountered an unrecoverable error. If you are unable to resolve the problem, copy the SYSLOG, create memory dumps of CQS address space, the logger address space, and all data spaces associated with the logger. Then call IBM Software Support for help.

**CQS LOG WRITE UNABLE TO DUPLEX LOG DATA TO STAGING DATA SETS**

CQS continues processing without the staging data sets. If staging data set duplexing is required, determine the cause and correct the problem with the logger staging data sets.

**CQS LOG FULL, OFFLOAD ERRORS**

Check the console log for message IXG301I to determine the cause of the system logger

offload error. Correct the logger offload error to prevent the problem from happening again.

**LOG STREAM CF STRUCTURE FULL**

Correct the logger offload error to prevent the problem from happening again.

For all other reasons, ensure that the structure checkpoint completes successfully.

**Related information:**

➦ CQS abend 0014  
"CQS0351I"

---

**CQS0351I CQS LOG STREAM IS AVAILABLE;  
LOG STREAM:** *logstreamname*  
**STRUCTURE:** *structurename cqsid*

**Explanation:** CQS received an available notification ENF48 event from the logger. CQS usually displays this message when the log stream is again available, after it has issued a CQS0350W with variable reason text LOG STREAM IS NOT AVAILABLE.

In the message text:  
*logstreamname*

The name of the log stream to which CQS is connected for the structure. This name is defined in the CQSSGxxx PROCLIB member.

*structurename*

The name of the coupling facility message queue structure.

*cqsid*

The CQS identifier.

**System action:** CQS processing continues.

**Operator response:** No action is required.

**Module:** CQSLEN00

**Related information:**

"CQS0350W" on page 62

---

**CQS0352E LOG WRITE ERROR** *reason*  
**LOG** *logstreamname* **STRUC** *structurename*  
*cqsid*

**Explanation:** An error was encountered while attempting to write a log record to the CQS log.

In the message text:  
*reason*

- DUE TO BUFFER SIZE, LEN=*blocklen*  
MAX=*maxbufsize*

The length of the log record that CQS attempted to write is longer than the maximum buffer size that can be written to the log. CQS is unable to write the required log record. The process that attempted to write the log records ends unsuccessfully.

All CQS address spaces that are connected to the log stream must be shut down in order to disconnect from the log stream.  
*blocklen* The length of the buffer that CQS

attempted to write to the CQS log stream. This value is specified by CQS on the MVS IXGWRITE macro for the BLOCKLEN= parameter, and is the length of the CQS log record.

*maxbufsize*

The maximum length of a buffer that can be written to the CQS log stream. This value is specified by the user in the LOGR policy for the MAXBUFSIZE parameter.

*logstreamname*

The name of the log stream to which CQS is connected for the structure. The name is defined in the CQSSGxxx PROCLIB member.

*structurename*

The name of the coupling facility message queue structure.

*cqsid*

The CQS identifier.

**System action:** CQS processing continues.

**Programmer response:** Change the MAXBUFSIZE parameter in the LOGR policy to be large enough to contain the largest log record written by CQS.

Delete the log structure and the old LOGR policy, then activate the new LOGR policy. If CQS shut down normally from the previous execution, CQS can be warm started. If CQS did not shut down normally, there is no log to read for restart processing; CQS must be cold started.

**Important:** You cannot recover the message queues if the structure is lost or the CF that contains the queues fails while the MAXBUFSIZE is being changed. After changing MAXBUFSIZE and restarting all the CQS address spaces, initiate a structure checkpoint for each structure to ensure that the structures can be recovered in a structure or CF failure is encountered.

**Module:** CQSLOG20

---

**CQS0353I** *variable text*

**LOG** *logstreamname* **STRUC** *structurename* *cqsid*

**Explanation:** When the message indicates LOG READ, CQS is reading the log stream. The message indicates whether the log read is starting, in progress, or complete. When the log stream is being read, the in-progress message is issued at intervals of not less than one minute.

In the message text:

*variable text*

- CQS LOG READ STARTED FROM BEGINNING OF LOG
- CQS LOG READ STARTED FROM LOGTOKEN *logtoken*
- CQS LOG READ STARTED FROM TIMESTAMP *timestamp*

- CQS LOG READ IN PROGRESS, LOG RECORD COUNT *logrecordcount*
- CQS LOG READ COMPLETED, LOG RECORD COUNT *logrecordcount*

where:

*logtoken* The log token from which CQS started reading the log stream.

*timestamp*

The log record time stamp from which CQS started reading the log stream.

*logrecordcount*

The current number of log records that have been read from the log stream.

*logstreamname*

The name of the log stream to which CQS is connected for the structure. The name is defined in the CQSSGxxx PROCLIB member.

*structurename*

The name of the coupling facility message queue structure.

*cqsid*

The CQS identifier.

**System action:** CQS processing continues.

**Module:** CQSLOG30, CQSLOG50

---

**CQS0354E** *variable text* **LOG** *logstreamname* **STRUC** *structurename* *cqsid* **RC=return\_code** **RSN=reason\_code**

**Explanation:** When the message indicates LOG READ, CQS log stream read processing failed.

In the message text:

*variable text*

CQS LOG READ FAILED, LOG RECORD COUNT *logrecordcount*

*logrecordcount*

The current number of log records that have been read from the log stream.

*logstreamname*

The name of the log stream to which CQS is connected for the structure. The name is defined in the CQSSGxxx PROCLIB member.

*structurename*

The name of the coupling facility message queue structure.

*cqsid*

The CQS identifier.

*return\_code*

Indicates the hexadecimal return code from the IXGBRWSE service. For details, see the IXGBRWSE macro documentation.

*reason\_code*

Indicates the hexadecimal reason code from the IXGBRWSE service. For details, see the IXGBRWSE macro documentation.

**System action:** If this error occurs during initialization, CQS terminates abnormally. If this error

occurs during the structure rebuild process, CQS terminates the rebuild. Otherwise, CQS processing continues.

If the IXGBRWSE service returns return code 08 and reason code 0807 (Invalid browse token), reply CONTINUE to the CQS0034A message, and initiate a new rebuild with the command: SETXCF START,REBUILD,STRNAME=*structurename*

**System programmer response:** If you cannot resolve the problem, copy the SYSLOG and the memory dump of the CQS address space and call IBM Software Support for help.

**Module:** CQSLOG50

**CQS0360W QUEUE REGISTRATION FAILED FOR STRUCTURE *structurename*; CHANGE CFRM POLICY AND REBUILD**

**Explanation:** Queue registration failed for one or more queues because all the Event Monitoring Controls (EMC) are in use. CQS attempted to alter the structure to increase the EMC percentage, but the increase could not be made. All future queue registrations will fail until the structure is altered or rebuilt and more EMCs are made available. After any successful queue registrations have been performed, this message is issued each time a queue registration fails. Queue registration occurs when:

- There is a CQSINFRM request.
- At the end of structure rebuild.
- After CQS reconnects to a structure.
- After CQS moves queues to the overflow structure.

**System action:** CQS processing continues.

**System programmer response:** Change the CFRM policy to increase the structure size. Activate the new CFRM policy and initiate a structure rebuild using the z/OS operator command SETXCF START,REBUILD.

**Module:** CQSINF00

**CQS0370I STRUCTURE *structurename* IS DEFINED AS NON-RECOVERABLE**

**Explanation:** You defined the structure identified in the message as unrecoverable, that is RECOVERABLE=NO in the CQS global parameter PROCLIB member, CQSSGxxx. The data in this structure is lost if the structure fails. There is no z/OS log stream associated with this structure. In the message text:

*structurename*

The name of the structure that is defined as unrecoverable

**System action:** CQS processing continues.

**System programmer response:** No action is required.

**Module:** CQSICQSO

**CQS0371I CQS COLD START FORCED FOR NON-RECOVERABLE STRUCTURE *structurename***

**Explanation:** A CQS cold start was forced for the structure identified by *structurename*, because it is a nonrecoverable structure. Nonrecoverable structures do not have a z/OS log stream associated for them for recovery, and must always go through CQS cold start processing when CQS restarts. Additionally, when a nonrecoverable structure fails, CQS will cold start the structure (initialize it to empty) as a part of the structure rebuild process. This message is issued for both of these cases.

In the message text:

*structurename*

The name of the structure for which CQS cold started


**System action:** When this message is issued during CQS restart processing, CQS processing continues. When this message is issued due to a nonrecoverable structure failure and rebuild, CQS terminates abnormally with a CQS abend 0373 as the structure cold start has completed.

**System programmer response:** No action is required.

If a nonrecoverable structure failure occurred, restart CQS to perform resynchronization processing with its clients and to resume operations using the empty new structure.

**Module:** CQSIST40, CQSSTR00

**Related information:**

 CQS abend 0373

**CQS0372E CQS COLD START FAILED FOR NON-RECOVERABLE STRUCTURE *structurename***

**Explanation:** An error was encountered while attempting to cold start CQS with a nonrecoverable primary queue structure after a prior structure failure. The rebuild structure could not be cold started.

In the message text:

*structurename*

The name of the structure that CQS was attempting to start

**System action:** CQS terminates abnormally with a CQS abend 0372.


**System programmer response:** No action is required.

If any surviving old structure is still allocated, either a primary or overflow structure, manually delete the structures. Then, restart CQS to allow CQS initialization to freshly allocate and cold start the structure. To delete the structure, first ensure that all CQSs using that structure are stopped. Then delete the structure by using the following z/OS command:

SETXCF FORCE,STR,STRNAME=*structurename*

**Module:** CQSSTE20

**Related information:**

 CQS abend 0372

---

**CQS0373E CQS CLEAN UP COMPLETED FOR NON-RECOVERABLE STRUCTURE**  
*structurename*

**Explanation:** CQS has completed cleanup processing for a failed nonrecoverable structure.

When a recoverable structure fails, CQS attempts to recover the structure from the system recovery data set (SRDS) and the z/OS log stream. CQS allocated a new structure is allocated and puts the data objects from the SRDS and log in to the new structure. For a nonrecoverable structure (one defined with RECOVERABLE=NO in the CQSSGxxx PROCLIB member), there is no log stream from which to recover. Instead, CQS allocates the new structure and cold starts it, that is, initializes it as an empty CQS structure. This message indicates that the cleanup process is complete.

In the message text:

*structurename*

The name of the failed structure for which CQS performed cleanup processing


**System action:** After cleaning up the failed structure and cold starting it, CQS terminated abnormally with a CQS abend 0373. This termination is required because CQS cannot allow active clients to use the new empty structure until they have gone through CQS resynchronization processing that occurs during client reconnect processing after CQS is restarted.

**System programmer response:** No action is required.

Restart CQS. CQS connects to the empty new structure and performs the resynchronization processing when its clients reconnect. All the messages that were on the original failed structure are lost, because the structure was defined as nonrecoverable.

**Module:** CQSSTE20

**Related information:**

 CQS abend 0373

---

**CQS0374I STRUCTURE CHECKPOINT SKIPPED FOR NON-RECOVERABLE STRUCTURE**  
*structurename*

**Explanation:** CQS processing triggered a structure checkpoint as part of its processing. However, the structure involved was a non-recoverable structure. For this reason, the structure checkpoint was skipped. CQS internal structure checkpoints are generated after significant structure events, such as an overflow and rebuild. CQS skips taking internal structure checkpoints for non-recoverable structures, because these structures

cannot be rebuilt from structure checkpoints.

In the message text:

*structurename*

The name of the primary queue structure whose internal structure checkpoint was skipped

**System action:** CQS continues processing.

**System programmer response:** No action is required.

This is an expected message for non-recoverable structures when a significant structure event occurs. This message is issued for diagnostic purposes.

**Module:** CQSCHK30

---

**CQS0375E CONNECT TO NON-RECOVERABLE STRUCTURE**  
*structurename*  
**CQS0375E details**

**Explanation:** This message is issued when the Common Queue Server (CQS) connects to a non-recoverable queue structure and detects an error. The error requires CQS to abend and be restarted. A CQS abend 0373 follows this message.

When a non-recoverable queue structure fails, CQS must perform rebuild processing that cold starts the structure and then CQS abends. This is to restart CQS and resynchronize it with its clients so that they are aware of the cold start of the structure. It issues this message followed by a CQS abend 0373. If CQS does not connect to a queue structure when this rebuild or cold start processing occurs, a cold start occurs the next time CQS connects to the structure.

In the message text, the variables have the following meanings:

*details* The detected error, which can have one of the following values:

**REBUILD IN PROGRESS AND STRUCTURE IS IN** *state* **STATE**

CQS connects to a non-recoverable structure and detects that a rebuild is in progress for a structure that failed, or for a structure that CQS lost connectivity to.

**VERSION MISMATCH** *prev\_version*  
*cur\_version*

CQS connects to a non-recoverable structure and finds that the logical instance version number of the structure is different from the last time CQS connected to it. This indicates that the structure was cold started while CQS was not connected to it.

*structurename*

The name of the structure that CQS connects to.

*state* The state of the structure, which has one of the following values:

**FAILED**

The structure failed before CQS disconnected from it.

**CONLOSS**

The structure lost connectivity to CQS.

*prev\_version*

The logical instance version number of the structure the last time CQS connected to it. The version number is the 8-byte hardware time-of-day (TOD) clock value in the store clock (STCK) format when the structure was first initialized.

*cur\_version*

The current logical instance version number of the structure. The version number is the 8-byte hardware time-of-day (TOD) clock value in the STCK format when the structure was cold started the last time.

**System action:** CQS abends with a CQS abend 0373.

**System programmer response:** Restart CQS. CQS connects to the new structure and performs resynchronization when its clients reconnect. All the messages on the structure that failed and the structure that CQS lost connectivity to are lost because the structure was defined as non-recoverable.

---

## Chapter 5. CSL messages (Common Service Layer)

The Common Service Layer (CSL) issues messages that begin with CSL.

Messages issued by the Common Service Layer (CSL), which includes:

- Operations Manager (OM)
- Resource Manager (RM)
- TSO Single Point of Control (SPOC)
- Structured Call Interface (SCI)
- Open Database Manager (ODBM)

---

### CSL messages

This topic contains the following messages:

---

**CSL0001E**    **CSL INITIALIZATION ERROR IN**  
*modulename servicename RC=rc detail*

*or*

**CSL INITIALIZATION ERROR IN *modulename* PARM  
VALIDATION ERROR *parmname***

*or*

**CSL INITIALIZATION ERROR IN *modulename*  
UNKNOWN TCB TYPE *tcctype***

*or*

**CSL INITIALIZATION ERROR IN *modulename*  
*servicename* RC=rc RSN=rsn**

*or*

**CSL INITIALIZATION ERROR IN *modulename*  
COEXISTENCE ERROR *errortext***

**Explanation:** An error occurred during the initialization of a CSL address space. The initialization error could occur while processing a service, validating a parameter in a PROCLIB member, or initializing a TCB.

In the message text:

*detail*    Provides additional information about the error.

*modulename*

The name of the module that issued the error.

*parmname*

The name of the PROCLIB member parameter that is in error. The variable can be one of the following values:

**ARMRST**

The ARMRST parameter is invalid.  
Valid values are Y or N. This

parameter is specified as a CSL address space run time parameter, or specified in the CSL address space initialization PROCLIB member (CSLOIxxx, CSLRIxxx, or CSLSIxxx).

**CMDSEC**

The OM run time parameter CMDSEC is invalid. Valid values are A, E, N, or R.

**CQSSSN**

The CQSSSN parameter is invalid. If this parameter is specified, it must contain something other than all blanks. Embedded blanks are ignored. The CSLRIxxx PROCLIB member defines the CQSSSN parameter.

**CQSSSN=MISSING**

The IMSplex is defined with a resource structure (STRNAME), but the CQS subsystem name definition (CQSSSN) is missing. A CQS subsystem name is required with a resource structure.

**IMSPLEX COUNT>MAX**

The OM CSLOIxxx, SCI CSLSIxxx, or RM CSLRIxxx PROCLIB member defines an invalid number of IMSplexes. The IMSplex count is more than the maximum number supported.

**NAME** The NAME parameter, which defines the IMSplex name, is invalid. If this parameter is specified, it must contain something other than all blanks. Embedded blanks are ignored. The NAME parameter is specified in the CSLOIxxx, CSLRIxxx, or CSLSIxxx PROCLIB member.

**NO SECURITY EXIT**

The security exit is requested with the CMDSEC=A or CMDSEC=E option,



but the security exit was not defined to BPE in the user exit PROCLIB member.

**ODBMNAME**

The ODBMNAME parameter is not specified for ODBM. This parameter must be specified as an ODBM run time parameter or specified in the CSLDIxxx PROCLIB member.

**OMNAME**

The OMNAME parameter is not specified for OM. This parameter must be specified as an OM run time parameter or specified in the CSLOIxxx PROCLIB member.

**RMNAME**

The RMNAME parameter is not specified for RM. This parameter must be specified as an RM run time parameter or specified in the CSLRIxxx PROCLIB member.

**RRS**

The optional RRS parameter was not correctly specified for ODBM. If specified, set the value of this parameter to Y or N.

**RSRCSTRUC**

The CSLRIxxx PROCLIB member defines a CQS subsystem (CQSSN), but there is no IMSplex defined in the CSLRIxxx PROCLIB member with a resource structure (RSRCSTRUC). A resource structure is required with a CQS subsystem name.

**SCINAME**

The SCINAME parameter is not specified for SCL. The SCINAME parameter must be specified as an SCI run time parameter or specified in the CSLSIxxx PROCLIB member.

**STRNAME**

The STRNAME parameter is invalid. If this parameter is specified, it must contain something other than all blanks. Embedded blanks are ignored. The CSLRIxxx PROCLIB member defines the STRNAME parameter.

*rc* The return code for the failing service.

See the information about the BPE service return codes and CQS return and reason codes.

*rsn* The reason code from the failing service.  
*servicename*

The name of the service that detected the error. The service can be provided by:  
*BPEservicename*

See the information about the BPE service return codes.

If BPELOAD displays as the failing service name, the CSL address space was attempting to load a module. The

text that appears in the message is the name of the module that could not be loaded. Ensure that the module is linked into the IMS.SDFSRESL.

**CSLZARM0**

For information about ARM service names, see z/OS: IXCARM description .

**CSLZLIC0**

Possible return codes from CSLZLIC0 are:

**X'04'** An invalid function code was passed to CSLZLIC0.

*CQSServicename*

See the information about CQS return and reason codes.

*MVSServicename*

Service can also be provided by z/OS. For information about z/OS services, see

z/OS MVS Programming:  
Authorized Assembler Services Reference, Vol. 1

z/OS MVS Programming:  
Authorized Assembler Services Reference, Vol. 2

z/OS MVS Programming:  
Authorized Assembler Services Reference, Vol. 3

z/OS MVS Programming:  
Authorized Assembler Services Reference, Vol. 4

*tcctype* The TCB type that encountered an error.  
*errortext*

The error text can be one of the following values:

**REPOSITORYINPLEX**


A higher-level RM was enabled to use the repository. A RM from an earlier version of IMS cannot coexist in the IMSplex with the higher level RM. You must disable the usage of the repository in the IMSplex before restarting the earlier version of IMS.

**System action:** The CSL address space terminates abnormally with the CSLabend 0010.


**System programmer response:** If you are unable to resolve the problem, save the SYSLOG and the memory dump, and call IBM Software Support for assistance.

**Module:** CSLDCF00, CSLDIN00, CSLDIN10, CSLDIT00, CSLOIN00, CSLOIN10, CSLOIT00, CSLRIN10, CSLRIT00, CSLSIH00, CSLSING0, CSLSIN00, CSLSIS00, CSLSIT00, CSLSIT10, CSLSIX00, CSLSPL10, CSLSFRC0


**Related reference:**

 BPE service return codes (Messages and Codes)



 CQS service return codes (Messages and Codes)

**Related information:**

 CSL abend 0010

**CSL0002E** **IMSPLEX INITIALIZATION ERROR IN**  
*modname servicenm RC=rc detail*

or

**IMSPLEX INITIALIZATION ERROR IN** *modname*  
**PARM VALIDATION ERROR** *detail*

or

**IMSPLEX INITIALIZATION ERROR IN** *modname*  
*servicenm RC=rc RSN=rsn CC=compcode*

or

**IMSPLEX INITIALIZATION ERROR IN** *modulename*  
*servicenm RC=rc RSN=rsn*

**Explanation:** IMSplex initialization encountered an error.

In the message text:  
*compcode*

The service completion code.

*detail* Extra detail about the error that is unique to the specific error. This variable can be one of the following values:

**MULTIPLE RMS**

This RM cannot join the IMSplex because it would result in an IMSplex with multiple RMS where at least one of the RMS is not defined with the resource structure. Only one RM is allowed in an IMSplex with no resource structure identified.

**RMGLOBAL IMSPLEX**

The IMSplex name defined by this RM does not match the IMSplex name defined by other RMS in the IMSplex. The IMSplex name is defined in the global resource for RM.

**STRUCTURE TYPE**

RM connected to a structure whose type is not supported by RM. RM can only connect to resource structures. The structure defined with the CSLRlxxx STRNAME parameter is not a resource structure.

*modulename*

The name of the module that issued the error. The first four characters of the module name indicate which CSL address space encountered an error:

- CSLO indicates OM.
- CSLR indicates RM.

- CSLS indicates SCI.
- CSLD indicates ODBM.

*rc* The OM, RM, or SCI service return code.

*rsn* The service reason code

*servicename*

The name of the service that detected the error. The service provider can be: BPE, OM, RM, or SCI. See the BPE service return codes information and the information about OM, RM, or SCI service return codes and CSL code information.

**System action:** The CSL address space terminates abnormally with the CSL abend 0010.

If ODBM is attempting to register commands with OM, failures do not result in the ODBM address space terminating. Instead, registration is attempted again when OM becomes available.

**System programmer response:** If you are unable to resolve the problem, save the SYSLOG and the dump, then call IBM Software Support for assistance.

**Module:**


CSLDPL10, CSLOPL10, CSLRPL10, CSLRPL20, CSLRPL30, CSLSINP0, CSLSINX0, CSLSRGSO, CSLXCG0, CSLDPL20

**Related reference:**

 BPE service return codes (Messages and Codes)

 CSL codes (Messages and Codes)

**Related information:**

 IMS abend 0010

**CSL0003A** *csltype IS WAITING FOR target*

**Explanation:**

The CSL address space is waiting for the target address space to become active. The CSL address space tries accessing the target address space several times. If the target address space remains inactive, the CSL address space abends with CSL abend 0010. You might need to start the target address space if it is not already started.

In the message text:

*csltype* The CSL type, which can be OM, RM, or ODBM.

*target* The target address space, which can be SCI or CQS.

**System action:** The CSL address space continues attempting to communicate with the *target* address space. If the *target* address space remains inactive, the CSL address space abends with CSL abend 0010.

**Operator response:**

Start the target address space.

- If the target is CQS, start the CQS identified in the CSLRlxxx PROCLIB member by the CQSSSN= parameter.

## CSL0004E • CSL0300I

- If the target is SCI, the IMSplex name in the initialization PROCLIB member for the *csltype* must match the IMSplex name in the SCI initialization PROCLIB member (CSLSIxxx).

The initialization PROCLIB members for the CSL types are: OM (CSLOIxxx), RM (CSLRIxxx), and ODBM (CSLDIxxx).

**Module:** CSLDPL10, CSLDPL20, CSLDREG0, CSLOPL10, CSLRIN10, CSLRPL10

---

**CSL0004E** CSLOMREG REQUEST FAILED IN  
MODULE*name* VERB=*verb*  
KEYWORD=*keyword* CC=*cc* OM=*om*.

**Explanation:** A CSL component, such as ODBM, attempted to register a command with Operations Manager (OM), but the registration failed. One CSL0004E message is issued for each command and keyword combination that failed.

In the message text:

*cc* The completion code for the command that failed to register with OM. The *cc* values are defined in the CSLORR macro.

*keyword* The keyword that failed to register with OM.  
*modulename*

The name of the module that issued the error.

*omname* The name of the OM that failed to register the command.

*verb* The command verb that failed to register with OM.

**System action:** The CSL component attempts to register the rest of the commands in the list. A CSL0004E message is printed for each command that fails. After all attempts are completed, a CSL0002E message is printed.

**Operator response:** Terminate the CSL component if you cannot continue operating without the type-2 commands that failed registration with OM. Type-2 command registration failures with OM are errors that are internal to the CSL components or instances of OM. Gather the necessary diagnostic data and call IBM Software Support for assistance.

**System programmer response:** Type-2 command registration failures with OM are errors that are internal to the CSL components or instances of OM. Gather the necessary diagnostic data and call IBM Software Support for assistance. The required diagnostic data is this message and a console dump of the CSL component address space.

**Module:** CSLDPL20

---

**CSL0012I** THIS CSL REGION IS REGISTERED  
AS AN IMS VUE PRODUCT

**Explanation:** The CSL region is registered with the System Management Facility (SMF) as an IMS Value Unit Edition (VUE) product. This message is issued

during ODBM address space initialization if the region is registered with SMF as an IMS Database VUE product. The ODBM address space is registered as an IMS Database VUE product if the terms and conditions of the IMS Database VUE product were accepted.

**System action:** The ODBM address space is registered with SMF as an IMS Database Value Unit Edition (VUE) product.

**Programmer response:** No action is required.

**Module:** CSLZLIC0

---

**CSL0020I** *csl* READY

**Explanation:** The CSL address space is available and ready. In the message text, *csl* is the type of CSL and can be OM, RM, or SCI.

**System action:** Processing continues.

**Operator response:** No action is required.

**Module:** CSLDIN10, CSLOIN10, CSLRIN10, CSLSIS00

---

**CSL0021I** *csl* SHUTDOWN COMPLETE

**Explanation:** The CSL address space indicated by *csl* has completed shutdown.

In the message text, *csl* can be OM, RM, or SCI.

**System action:** Processing continues.

**Operator response:** No action is required.

**Module:** CSLDTM20, CSLOTM20, CSLRTM20, CSLSTM20

---

**CSL0300I** *csl* SHUTDOWN REQUESTED, CLIENT  
COUNT=*cnt* IMSPLEX=*plex*

**Explanation:** Shutdown was requested for the CSL address space indicated by *csl* in the IMSplex indicated by *plex*. There are clients connected to the *csl* address space.

In the message text:

*csl* The address space for which shutdown was requested. This variable can be OM, RM, ODBM, or SCI.

*cnt* The number of clients connected to the *csl* address space.

*plex* The name of the IMSplex in which *csl* resides.

**System action:** For OM, the clients are internally deregistered and shutdown proceeds when all outstanding commands have completed or timed out.

For RM, the clients are internally deregistered and shutdown proceeds.

For ODBM, the clients are internally deregistered and shutdown proceeds when all outstanding requests have completed or timed out.

For SCI, shutdown proceeds when all outstanding

requests have either completed or timed out.

**Programmer response:** No action is required.

**Module:** CSLDTM10, CSLSTM10, CSLRTM10, CSLSTM10

**CSL1000I** Error reconnecting to OM Audit Trail logstream. Processing continues.  
**IXGCONN RC=return\_code**  
**RSN=reason\_code**

**Explanation:** The LOGENF AWE queue server attempted to reconnect to the MVS logger. The reconnection was successful, but the IXGCONN REQUEST=CONNECT service returned a warning return code.

In the message text:

*return\_code*

Indicates the hexadecimal return code from the IXGCONN service.

*reason\_code*

Indicates the hexadecimal reason code from the IXGCONN service.

**System action:** Processing continues normally.


**Operator response:** No action is required.

**System programmer response:** No action is required.

**User response:** No action is required.

**Module:** CSLOLEN0

**Related reference:**

 z/OS: Return and reason codes for the IXGCONN macro

**CSL2020I** STRUCTURE *strname* REPOPULATION SUCCEEDED

**Explanation:** Resource Manager (RM) was notified by CQS that the structure needs to be repopulated after a resource structure failure. RM successfully repopulated its resources on the resource structure.

In the message text, *strname* is the resource structure name.

**System action:** Processing continues

**Programmer response:** No action is required.

**Module:** CSLRPOPO

**CSL2021E** STRUCTURE *strname* REPOPULATED ERROR, *details*

**Explanation:** CQS notified the resource manager (RM) that the resource structure needed to be repopulated after a resource structure failure. RM attempted to repopulate its resources, but failed.

In the message text:

*strname* The resource structure name.

*details* Indicates the details of the error. Details on the information can be found in one of the following locations:

*servicename* **RC=retcode** **RSN=rsncode**  
**CC=compcode**

Where:

*servicename*

The name of the service that encountered an error.

*retcode* The service return code.

*rsncode* The service reason code.

*compcode*

The service completion code.

*resourcename* *resourcevalue* *errortext*

Where:

*resourcename*

The name of the resource that encountered an error. A resource name of CSLRRRTP indicates the resource type table. A resource name of CSLRGL indicates the RM global information resource.

*resourcevalue*

The attribute value of a resource that is in error. A resource value of IMSPLEXNAME indicates that the IMSplex name did not match the IMSplex name in the CSLRRRTP resource on the resource structure.

*errortext*

Additional text about the error. Error text that is MISMATCH, indicates that the resource value did not match the resource value on the resource structure.

*resourcename* *errortext*

Where:

*resourcename*

The name of the resource that encountered an error. A resource name of CSLRRRTP indicates the resource type table. A resource name of CSLRGL indicates the RM global information resource.

*errortext*

Additional information about the error. Error text that is CQS UNAVAILABLE means that the repopulation failed because CQS is unavailable. Error text that is STRUCTURE UNAVAILABLE means that the repopulation failed because the structure is unavailable.

**System action:** RM quiescs activity for the IMSplex so that it no longer processes RM requests.

**System programmer response:** Shutdown RM, since it can no longer process RM requests. You might try restarting RM after shutting it down.

**Module:** CSLRPOPO

**CSL2030I RM *rmid* IS QUIESCED; CQS *cqsid* IS UNAVAILABLE**

**Explanation:** RM *rmid* is quiesced and unavailable to process RM requests, because CQS *cqsid* is no longer available. RM cannot process RM requests without CQS. RM *rmid* is associated with CQS *cqsid*. If CQS becomes unavailable and RM is already quiesced for another reason, this message is not issued.

**System action:** RM notifies SCI it is quiesced so that SCI stops routing RM requests to this RM.

**System programmer response:** Bring up CQS *cqsid*, to make RM *rmid* available. Ensure that there is at least one RM in the IMSplex that is available to process RM requests.

If you are unable to resolve the problem, copy the SYSLOG, dump the CQS and RM address spaces, and call IBM Software Support for help.

**Module:** CSLRCQE0

**CSL2031I RM *rmid* IS AVAILABLE; CQS *cqsid* IS AVAILABLE**

**Explanation:** The resource manager (RM) indicated by *rmid* is again available to process RM requests because CQS *cqsid* became available. RM *rmid* is associated with CQS *cqsid*.

**System action:** RM registers to CQS and connects to the resource structure. RM notifies SCI it is ready to process requests. SCI resumes routing requests to this RM.

**System programmer response:** No action is required.

**Module:** CSLRCQE0

**CSL2040I RM *rmid* IS QUIESCED; STRUCTURE *strname* IS UNAVAILABLE**

**Explanation:** The resource manager (RM) indicated by *rmid* is quiesced and unavailable to process RM requests because resource structure *strname* is no longer available. RM cannot process RM requests without the resource structure. RM *rmid* is associated with CQS *cqsid*. If the structure becomes unavailable and RM is already quiesced for another reason, this message is not issued.

**System action:** RM notifies SCI it is quiesced so that SCI stops routing RM requests to this RM.

**System programmer response:** Analyze why the

structure is unavailable and correct the problem.

If the structure failed, a new structure could not be allocated. Analyze coupling facility usage and the CFRM policy to determine why the new structure could not be allocated.

If the link failed, restore the link or initiate a structure copy to copy the resource structure to a coupling facility to which all CQs have access. Ensure that there is at least one RM in the IMSplex that is available to process RM requests.

If you are unable to resolve the problem, copy the SYSLOG, dump the CQS and RM address spaces, and call IBM Software Support for help.

**Module:** CSLRSTE0

**CSL2041I RM *rmid* IS AVAILABLE; STRUCTURE *strname* IS AVAILABLE**

**Explanation:** Resource manager (RM) *rmid* is again available to process RM requests because resource structure *strname* has become available. RM *rmid* is associated with CQS *cqsid*.

**System action:** RM notifies SCI it is ready to process requests. SCI resumes routing requests to this RM.

**Programmer response:** No action is required.

**Module:** CSLRSTE0

**CSL2050E SERVICE *servicename* ERROR MODULE *modulename* RC=*rc* RSN=*rsn* CC=*compcode***

or

**SERVICE *servicename* ERROR MODULE RC=*rc* RSN=*rsn***

**Explanation:** Resource manager (RM) normal processing invoked a service that failed.

In the message text:

*servicename*

The name of the service that failed. The service can be a CQS request, such as CQSREG, or CQSCONN.

*modulename*

The module that invoked the service.

*rc*

The service return code.

*rsn*

The service reason code.

*compcode*

The service completion code.

For information about the reason, return, and completion codes, see the CQS service return codes information.


**System action:** If CQS became available and the RM CQSREG or CQSCONN request failed, RM remains quiesced.

**System programmer response:** Look up the service name, return code, reason code, and completion code to determine if you can correct the problem.

If you cannot resolve the problem, copy the SYSLOG, dump the CQS and RM address spaces, and call IBM Software Support for help.

**Module:** CSLRCQE0

**Related reference:**

 CQS service return codes (Messages and Codes)

**CSL2200I CLIENT *client* INITIATED PROCESS *imsplexprocess* FOR IMSPLEX *imsplexname***

**Explanation:**

An IMSplex-wide process was initiated by a client, or initiated again after an RM or resource structure failure. If an RM or resource structure failure occurs during the process and the client forces a process step to recover from the failure, this message might appear more than once.

In the message text:

*client* The name of the client that initiated the process.

*imsplexprocess* The name of the process that was initiated.

*imsplexname* The name of the IMSplex for which the process was initiated.

**System action:** Processing continues.

**Programmer response:** No action is required.

**Module:** CSLRPR00, CSLRPR10

**CSL2201I CLIENT *client* TERMINATED PROCESS *imsplexprocess* FOR IMSPLEX *imsplexname***

**Explanation:** A client successfully terminated an IMSplex-wide process.

In the message text:

*client* The name of the client that terminated the process.

*imsplexprocess* The name of the process that terminated.

*imsplexname* The name of the IMSplex on which the process was terminated.

**System action:** Processing continues.

**Programmer response:** No action is required.

**Module:** CSLRPR40

**CSL2210I RM SHUTDOWN TERMINATED PROCESS *imsplexprocess* FOR IMSPLEX *imsplexname***

**Explanation:** You requested a resource manager (RM) shutdown for an IMSplex defined with no resource structure, but the shutdown could not proceed because an IMSplex-wide process is in progress. RM terminates the process so that RM shutdown might proceed. It is up to the RM clients to clean up any knowledge of the IMSplex-wide process that they have.

In the message text:

*imsplexprocess* The name of the IMSplex-wide process. DFS0LC indicates an IMS global online change process.

*imsplexname* The name of the IMSplex.

**System action:** The IMSplex-wide process is terminated. RM no longer has knowledge of the IMSplex-wide process.

**System programmer response:** Ensure that the RM clients clean up their knowledge of the IMSplex-wide process.

**Module:** CSLRTOT0

**CSL2500I RM *rmid request* REQUEST SUCCESSFUL FOR REPOSITORY NAME=*reponame*, REPOSITORY TYPE=*repotype***

**Explanation:** Resource Manager (RM) successfully connected to the IMSRSC repository whose name was obtained from either the CSLRIxxx PROCLIB member or the resource structure.

In the message text:

*rmid* Indicates the RM ID of the RM that is issuing the message.

*request* Indicates the type of request. The value can be either CONNECT or DISCONNECT.

*reponame* Indicates the 44-byte repository name that RM is connected to.

*repotype* Indicates the 8-byte repository type that RM is connected to. The only supported value is IMSRSC.

**System action:** RM continues processing. RM is connected to, or disconnected from, the repository.

**User response:** No action is required.

**CSL2501I INITIALIZATION OF REPOSITORY SUCCESSFUL FOR THE REPOSITORY NAME=*reponame*, REPOSITORY TYPE=*repotype***

**Explanation:** Resource Manager (RM) successfully initialized the IMSRSC repository with the key and

index fields, the RM control information, or both. This message indicates that the key and index fields or the RM control information was not initialized in the repository when RM connected to the repository.

**Note:** In an IMSplex, when multiple RMs are starting at the same time or when multiple RMs connect to the repository after the repository data sets were scratched and reallocated, CSL2501I might be issued by multiple RMs. This is because each RM might have initialized a different entity such as the key and index fields or RM control information.

In the message text:

*reponame*

Indicates the 44-byte repository name that RM is connected to.

*repotype*

Indicates the 8-byte repository type that RM is connected to. The only supported value is IMSRSC.

**System action:** RM is connected to the repository.

**Operator response:** No action is required.

**System programmer response:** No action is required.

**User response:** No action is required.

---

**CSL2502A RM WAITING FOR MASTER REPOSITORY SERVER ADDRESS SPACE**

**Explanation:** RM is enabled with the IMSRSC repository in the CSLRIxxx member. However, RM initialization is not complete because RM cannot register to the Repository Server (RS) address space. The CSL2510E message, which is issued before the CSL2502A message, identifies the error that RM received on the RS REGISTER request.

The CSL2502A message is highlighted and remains highlighted until RM can register successfully to the RS.

RM attempts to register with the RS every 5 seconds. The error with the RS REGISTER request must be fixed so that RM can register successfully to the RS and continue RM initialization.

**System action:** RM issues the CSL2502A and CSL2510E messages once. RM attempts to register to the RS every 5 seconds until it is successful or RM is terminated using the CANCEL command.

**Operator response:** Fix the error as indicated in the CSL2510E message so that RM can successfully register to the RS address space. Alternatively, terminate RM by using the CANCEL command, and restart RM when the RS REGISTER error is fixed.

**System programmer response:** Fix the error as indicated in the CSL2510E message so that RM can successfully register to the RS address space. Alternatively, terminate RM by using the CANCEL

command, and restart RM when the RS REGISTER error is fixed.

**User response:** Fix the error as indicated in the CSL2510E message so that RM can successfully register to the RS address space. Alternatively, terminate RM by using the CANCEL command, and restart RM when the RS REGISTER error is fixed.

**Programmer response:** No action is required.

**Problem determination:** Check the error return and reason codes in the CSL2510E message, and fix the error so that RM can register to the RS address space.

**Module:** CSLRRP10

---

**CSL2503A CSL2503A RM WAITING FOR REPOSITORY, REPOSITORY TYPE=*repotype* REPOSITORY NAME=*reponame***

**Explanation:** RM is enabled with the IMSRSC repository in the CSLRIxxx member. However, RM initialization cannot connect to the repository name specified in the CSL2503A message. The CSL2511E message, which is issued before the CSL2503A message, identifies the error that RM received on the repository CONNECT request.

The CSL2503A message is highlighted and remains highlighted until RM can connect successfully to the repository whose name is specified in the message.

RM attempts to connect to the repository every 5 seconds. The error with the RS CONNECT request must be fixed so that RM can connect to the repository and continue RM initialization.

In the message text,

*repotype*

Indicates the repository type

*reponame*

Indicates the repository name.

**System action:** RM issues the CSL2503A and CSL2511E messages once. RM attempts to connect to the repository every 5 seconds until it is successful or RM is terminated by using the CANCEL command.

**Operator response:** Fix the error as indicated in the CSL2511E message so that RM can successfully connect to the repository. Alternatively, terminate RM by using the CANCEL command and restart RM when the RS CONNECT error is fixed.

**System programmer response:** Fix the error as indicated in the CSL2511E message so that RM can successfully connect to the repository. Alternatively, terminate RM by using the CANCEL command and restart RM when the RS CONNECT error is fixed.

**User response:** Fix the error as indicated in the CSL2511E message so that RM can successfully connect to the repository. Alternatively, terminate RM by using

the CANCEL command and restart RM when the RS CONNECT error is fixed.

**Programmer response:** No action is required.

**Problem determination:** Check the error return and reason codes in the CSL2511E message and fix the error so that RM can connect to the repository.

**Module:** CSLRRP20

---

**CSL2504I** RM *rmid* ENABLED FOR REPOSITORY REQUESTS FOR REPOSITORY NAME=*reponame*, REPOSITORY TYPE=*reptype*

**Explanation:** Resource Manager (RM) completed initialization and is now available to process client repository requests.

In the message text:

*rmid* Indicates the RM ID of the RM that is issuing the message.

*reponame* Indicates the 44-byte repository name that RM is connected to.

*reptype* Indicates the 8-byte repository type that RM is connected to. The only supported value is IMSRSC.

**System action:** RM is available to process the client repository requests.

**Operator response:** Any IMS commands that require access to the IMSRSC repository can be issued.

**System programmer response:** Any utilities or IMS commands that require access to the IMSRSC repository can be issued.

**User response:** No action is required.

---

**CSL2505W** RM request FOR IMSID=*imsid* is WAITING FOR A LOCK HELD BY ANOTHER REQUEST IN PROGRESS PARM1 = *request\_type* PARM2 = *imsid*

**Explanation:** A Resource Manager (RM) request for an IMS is waiting for a lock that is held by another request in progress. The other request might be in the same or another RM.

In the message text:

*request\_type* Indicates the RM request that could not obtain the lock.

*imsid* Indicates the IMS ID that could not obtain the lock and is waiting.

**System action:** RM issues this message the first time the lock is not obtained. Then, RM waits for 6 seconds and tries the lock request again. The message is highlighted and remains highlighted until the lock is

obtained, the request is canceled, or RM terminates.

**Operator response:** Wait for the lock to be obtained or cancel the job that is waiting for the lock.

**System programmer response:** Allow the request to wait for the lock to be obtained or cancel the job that is waiting for the lock.

**User response:** Allow the request to wait for the lock to be obtained or cancel the job that is waiting for the lock.

---

**CSL2510E** *rqstname* REQUEST TO REPOSITORY SERVER DID NOT SUCCEED, RC=*rc*,RSN=*rsn*,ERRORTXT=*errtext*

**Explanation:** The REGISTER or Deregister request to the Repository Server (RS) failed.

In the message text:

*rqstname* Indicates the type of request that did not succeed. The value can be either REGISTER or Deregister.

*rc* Indicates the return code from the RS.

*rsn* Indicates the reason code from the RS.

*errtext* Indicates the error text from the RS request. The error text can be either null or 6 words of text.

See the FRPSRVRS macro in the IMS.SDFSMAC data set for a description of the return and reason codes from the RS.

**System action:** If the CSL2510E message is issued during RM initialization, the CSL2510E message is followed by the CSL2502A message. The CSL2510E and CSL2502A messages are issued once. RM initialization is not complete and RM attempts to register to the RS every 5 seconds until the request is successful or RM is terminated.

If the message is issued during UPDATE RM command processing at either the command master or the non-command master RM, the message indicates that RM is not enabled to use the repository.

**Operator response:** Fix the error that is preventing RM from registering to the RS.

If the CSL2510E message was issued during RM initialization, RM initialization will continue when the error is fixed.

If the error message was issued during UPDATE RM command processing, restart RM or issue the UPDATE RM command to enable RM to register to the RS again.

**System programmer response:** Fix the error that is preventing RM from registering to the RS.

If the CSL2510E message was issued during RM initialization, RM initialization will continue when the error is fixed.

## CSL2511E • CSL2512W

If the error message was issued during UPDATE RM command processing, restart RM or issue the UPDATE RM command to enable RM to register to the RS again.

**User response:** Fix the error that is preventing RM from registering to the RS.

If the CSL2510E message was issued during RM initialization, RM initialization will continue when the error is fixed.

If the error message was issued during UPDATE RM command processing, restart RM or issue the UPDATE RM command to enable RM to register to the RS again.

**Module:** CSLRRP10

---

**CSL2511E** *rqstname* **REQUEST TO REPOSITORY DID NOT SUCCEED,**  
**RC=rc,RSN=rsn,ERRORTEXT=errtext**  
**REPOSITORY NAME= reponame**

**Explanation:** The request to the Repository Server (RS) failed.

In the message text:

*rqstname*

Indicates the name of the request that did not succeed. The value can be one of the following:

- CONNECT
- DISCONNECT
- CONTROLQUERYFIELDS
- CONTROLSETFIELDS
- CONTROLSETAUDIT
- STARTUOW

*reponame*

Indicates the 44-byte name of the repository that RM is trying to connect to or disconnect from.

*rc* Indicates the return code from the RS.

*rsn* Indicates the reason code from the RS.

*errtext* Indicates the error text from the RS request. The error text can be either null or 6 words of text.

See the FRPSRVRS macro in the IMS.SDFSMAC data set for a description about the return and reason code from the RS.

**System action:** If the CSL2511E message is issued during RM initialization, the CSL2511E message is followed by the CSL2503A message. The CSL2511E and CSL2503A messages are issued once during RM initialization for each error that RM encounters on RS CONNECT. RM initialization is not complete and RM attempts to connect to the RS every 5 seconds until the request is successful or RM is terminated.

If the message was issued during UPDATE RM command processing at either the command master or the non-command master RM, the message indicates that RM is not enabled to use the repository.

**Operator response:** Fix the error that is preventing

RM from connecting to the repository.

If the CSL2511E message was issued during RM initialization, RM initialization will continue when the error is fixed.

If the error message was issued during UPDATE RM command processing, restart RM or issue the UPDATE RM command to enable RM to connect to the repository.

**System programmer response:** Fix the error that is preventing RM from connecting to the repository.

If the CSL2511E message was issued during RM initialization, RM initialization will continue when the error is fixed.

If the error message was issued during UPDATE RM command processing, restart RM or issue the UPDATE RM command to enable RM to connect to the repository.

**User response:** Fix the error that is preventing RM from connecting to the repository.

If the CSL2511E message was issued during RM initialization, RM initialization will continue when the error is fixed.

If the error message was issued during UPDATE RM command processing, restart RM or issue the UPDATE RM command to enable RM to connect to the repository.

**Module:** CSLRRP20, CSLRPX30, CSLRRPM0

---

**CSL2512W** **THE REPOSITORY NAME FOR REPOSITORY TYPE=*reptype* IS OVERRIDDEN WITH THE RESOURCE STRUCTURE REPOSITORY NAME;**  
**RMINIT MBR VALUE: *reponame***  
**RSC STR VALUE: *rscstrreponame***

**Explanation:** The IMSRSC repository name specified in the CSLRIxxx member is different from the repository name in the resource structure. The first resource manager (RM) that connects to the repository saves its repository name in the resource structure. Subsequent RMs use the repository name from the resource structure because there is one active repository in the IMSplex.

This message is issued as an informational message to notify the user of the mismatch so that the user can modify the CSLRIxxx members to ensure that all RMs use the same repository name. If the CSLRIxxx members are not modified to be the same for all RM address spaces, RM issues the CSL2512W message at next RM restart.

In the message text:



*repotype*

Indicates the 8-byte repository type that RM is connected to. The only supported value is IMSRSC.

*reponame*

Indicates the repository name from the RMINIT member.

*rscstrreponame*

Indicates the repository name read from the RM resource structure.

**System action:** RM connects to the repository with the information obtained from the resource structure.

**Operator response:** No action is required.

**System programmer response:** Modify your CSLRIxxx member to ensure that all RMs are using the same repository name for the specified repository type.

**User response:** No action is required.

**CSL2513E**    **DUPLICATE REPOSITORY STATEMENTS FOR REPOSITORY TYPE=*repotype* IN THE RMINIT MEMBER=*rminitmbr***

**Explanation:** Resource Manager (RM) was not able to process the CSLRIxxx PROCLIB member as the REPOSITORY section because there were duplicate statements for the same IMSRSC repository type.

In the message text:

*repotype*

Indicates the 8-byte repository type. The only valid value is IMSRSC.

*rminitmbr*

Indicates the CSLRIxxx PROCLIB member name used during RM initialization.

**System action:** RM is not connected to the repository.

**Operator response:** Issue the UPDATE RM command after the CSLRIxxx member is modified to enable RM to use the repository.

**System programmer response:** Fix the error in the repository section of the specified CSLRIxxx PROCLIB member. Refer to any BPEPARSE error messages for the errors in the repository section. Restart RM or issue the UPDATE RM command after the CSLRIxxx member is modified to enable RM to use the repository.

**User response:** No action is required.

**CSL2514E**    **INVALID CHARACTERS IN REPOSITORY SECTION FOR *parmname* PARAMETER IN THE RMINIT MEMBER=*rminitmbr***

**Explanation:** Resource Manager (RM) was not able to process the CSLRIxxx member of the IMS PROCLIB data set because a parameter in the REPOSITORY section included invalid characters.

In the message text:

*parmname*

Indicates the parameter that has invalid characters. *parmname* is 8 bytes and can have a value of either GROUP or NAME.

*rminitmbr*

Indicates the CSLRIxxx member name used during RM initialization.

**System action:** RM is not connected to the repository.


**Operator response:** Correct the CSLRIxxx member and then issue the UPDATE RM command so that RM can use the repository.

**System programmer response:** Fix the error in the REPOSITORY section of the specified CSLRIxxx PROCLIB member. See any BPEPARSE error messages for the errors in the REPOSITORY section. Restart RM or issue the UPDATE RM command after the CSLRIxxx member is modified so that RM can use the repository.

**User response:** No action is required.

**Programmer response:** No action is required.

**Related reference:**

 BPEPARSE codes (Messages and Codes)

**CSL2515E**    **CANNOT CONNECT TO REPOSITORY NAME=*reponame*; CQS ERROR FOR RESOURCE STRUCTURE REQUEST=*rqstname*, RC=*rc*, RSN=*rsn***

**Explanation:** Resource Manager (RM) was not able to connect to the IMSRSC repository because of a Common Queue Server (CQS) error reading or writing to the resource structure. RM is not connected to the repository.

CQS request return codes, reason codes, and completion codes are mapped by macros that use the naming convention CQSRRxxx, where xxx represents the function that is being traced. For example, the macro CQSRRPUT maps return codes, reason codes, and completion codes that are associated with the CQSPUT request. To identify the error, use the macro based on the request name returned in the message.

In the message text:

*reponame*

Indicates the 44-byte repository name that RM is trying to connect to.

*rqstname*

Indicates the CQS request in error.

*rc*

Indicates the CQS request return code.

*rsn*

Indicates the CQS request reason code.

**System action:** RM is not connected to the repository.

**Operator response:** Issue the UPDATE RM command after the CQS error is fixed so that RM can use the repository.

**System programmer response:** Fix the CQS error and

restart RM, or issue the UPDATE RM command after the CQS error is fixed so that RM can use the repository.

**User response:** No action is required.

**Related reference:**

➡ Return codes and reason codes for CQS requests (System Programming APIs)

**CSL2516E REPOSITORY *parmname* PARAMETER SPECIFIED IN RMINIT MEMBER *mbrname* IS INVALID**

**Explanation:** Resource Manager (RM) was not able to connect to the IMSRSC repository because the repository name specified in the CSLRIxxx member of the IMS PROCLIB data set was invalid.

In the message text:

*parmname*

Indicates the parameter that is invalid. *parmname* is 8 bytes and can have a value of either GROUP or NAME.

*mbrname*

Indicates the CSLRIxxx RMINIT member being processed.

**System action:** RM continues processing without the repository being enabled.

**Operator response:** Correct the RMINIT member with a valid repository name or a z/OS cross-system coupling facility (XCF) group name, and then issue the UPDATE RM command.

**System programmer response:** Correct the RMINIT member with a valid repository name or an XCF group name as specified in the error message. Then, restart RM or issue the UPDATE RM command so that RM can use the repository.

**User response:** No action is required.

**Module:** CSLRIN20

**Related reference:**

➡ CSLRIxxx member of the IMS PROCLIB data set (System Definition)

**CSL2517E THE XCFGROUP NAME FOR REPOSITORY TYPE=*reptype* DID NOT MATCH THE XCFGROUP NAME FROM THE RESOURCE STRUCTURE; RMINIT MBR VALUE: *xcfggrpname* RSC STR VALUE: *rscstrxcfggrpname***

**Explanation:** Resource Manager (RM) was not able to register to the Repository Server address space because the XCFGROUP name value specified in the CSLRIxxx member did not match the XCFGROUP name in the RM resource structure.

In the message text:

*reptype*

Indicates the 8-byte repository type that RM is connected to. The only supported value is IMSRSC.

*xcfggrpname*

Indicates the XCFGROUP name read from the RMINIT member.

*rscstrxcfggrpname*

Indicates the XCFGROUP name read from the RM resource structure.

**System action:** RM continues processing without the repository being enabled.

**Operator response:** Issue the UPDATE RM command after the RMINIT member is modified to have a valid repository name.

**System programmer response:** Fix the RMINIT member with a valid XCFGROUP name. Restart RM or issue the UPDATE RM command so that RM can use the repository.

**User response:** No action is required.

**Programmer response:** No action is required.

**Module:** CSLRIN20

**CSL2518E *modulename* COULD NOT INITIALIZE REPOSITORY TYPE *reptype* servicename RC=*returncode***

or

**CSLRIN20 COULD NOT INITIALIZE REPOSITORY TYPE *reptype* ERRORTXT=*errortext***

**Explanation:** Initialization of the IMSRSC repository failed. In the message text:

*modulename*

The name of the module that issued the message. *modulename* can be CSLRDIR0, CSLRIN20, or CSLRRP20.

*reptype*

The 8-byte repository type to which resource manager (RM) is connected. The only supported value is IMSRSC. If RM initialization has not yet read the repository name specified in the CSLRIxxx PROCLIB member, *reptype* is UNKNOWN.

*servicename*

The 8-byte RM service name that encountered an error. *servicename* can be a BPE or SCI service, such as BPEPARSE or CSLSCMSG, or it can be one of the following internal RM services:

- GETIOBUF - I/O buffer request
- INITAFMT - Initialize Attribute Field Mapping Table
- INITMBT - Initialize member table
- STRGREQ - Storage request
- UPDAFMT - Update Attribute Field Mapping Table

*returncode*

The 4-byte return code from *servicename* that failed.

*errortext*

16-byte error text that explains why the repository could not be initialized. The error text can be one of the following values:

- EMPTYSECTION – The CSLRIxxx member was defined with the REPOSITORY section header but no REPOSITORY= statements were defined. RM initialization completes without the repository being enabled.

**System action:** If the message is issued during RM initialization, RM continues initialization if the error can be corrected by the user and repository initialization is tried again. Examples of the errors that can be corrected include:

- RM cannot read the PDS that contains the CSLRIxxx member
- There is a syntax error in the CSLRIxxx member of the REPOSITORY section

If RM initialization could not obtain storage or perform the initialization function necessary for RM processing, RM ends abnormally. If the message is issued after RM initialization is complete, RM remains registered to the RS and connected to the IMSRSC repository. When the error causing the CSL2518E message is resolved, RM will reregister to the RS and reconnect to the repository.

**Operator response:** Correct the RMINIT member with a valid repository name or a z/OS cross-system coupling facility (XCF) group name, and then issue the UPDATE RM command.

Issue the QRY RM TYPE(REPO) to see if the IMSRSC repository is enabled. For each RM where the repository is not enabled, issue the UPDATE RM SET(REPO(Y)) command to enable the repository. The command must be routed to any RM that does not have the repository enabled.

**System programmer response:** If RM ends abnormally, contact IBM Software Support.

**User response:** No action is required.

**Module:** CSLRRP20, CSLRPX30, CSLRRPM0

---

**CSL2600I**    *modid* WRITE TO REPOSITORY WAS SUCCESSFUL FOR REPOTYPE=*repotype*, REPONAME=*repository\_name*

**Explanation:** The information was written to the repository. In the message text:

*modid*    Indicates the module ID. The value can be CSLURP10.

*repotype*

Indicates the type of the IMSRSC repository. The value can be IMSRSC.

*repository\_name*

Indicates the name of the repository.

**System action:** Processing continues.

**System programmer response:** No action is required.

**User response:** No action is required.

**Module:** CSLURP10

---

**CSL2601E**    *modid* FAILED TO START BPE LIMITED FUNCTION SERVICES, RC=*rc*

**Explanation:** The utility identified by *modid* failed to start the BPE Limited Function Services (LFS). The return code from the BPESTART FUNC=STARTLFS function is returned. See the BPESTART services and the BPE0042E for details of the error.

In the message text:

*modid*    Indicates the module ID. The value can be either CSLURP10 or CSLURP20.

*rc*        Indicates the return code from the BPESTART FUNC=STARTLFS function.

**System action:** CSLURP10 or CSLURP20 terminates with return code 8.

**Operator response:** No action is required.


**System programmer response:** See the BPE0042E message for details on why BPE LFS could not be started.

**User response:** No action is required.

**Programmer response:** No action is required.

**Module:** CSLURP10, CSLURP20

**Related reference:**

 BPESTART codes (Messages and Codes)

**Related information:**

“BPE0042E” on page 27

---

**CSL2602E**    *modid* FAILED TO OPEN THE *ddname* DATA SET, RC=*rc*

or

*modid* FAILED TO OPEN THE *ddname* DATA SET, CC=*cc*

**Explanation:** The utility identified by *modid* failed to open one of the required data sets. The RC=*rc* version of this message references one of the OPEN return codes documented in the z/OS DFSMS Macro Instructions for Data Sets under the non-VSAM macro description of the OPEN macro.

In the message text:

*modid*    Indicates the module ID. The value can be either CSLURP10 or CSLURP20.

*ddname*    Identifies the data set that encountered the open error. The value can be either SYSPRINT or RDDSDSN.

*rc* For the RC=*rc* version of this message, *rc* indicates the return code.

*cc* For the CC=*cc* version of this message, *cc* indicates the completion code, which can be one of the following values:

Table 1. Completion codes for CSL2602E

Completion code	Meaning	Action
0100	DCB ABEND EXIT called	Look for console messages that describe the RDDSDSN OPEN failure and the actions to take before rerunning the job.
0101	Block size is less than 4096 or greater than 32760	Correct the block size of the RDDSDSN to be within the valid range of 4096-32760 bytes before rerunning the job.
0102	BLKSZ-RECFM not 4	Correct the record size of the RDDSDSN to be 4 bytes less than the block size specified.
0103	RECFM not VB	Correct the RECFM of the RDDSDSN to VB (variable blocked) before rerunning the job.
0104	Undetermined OPEN error	Look for console messages that describe the RDDSDSN OPEN failure and the actions to take before rerunning the job.


**System action:** CSLURP10 or CSLURP20 terminates with return code 8.

**Operator response:** No action is required.

**System programmer response:** Check to make sure that the DD statement for the data set is defined correctly.

**Module:** CSLURP10, CSLURP20

**Related reference:**

 z/OS: Return codes for the DFSMS non-VSAM OPEN macro

---

**CSL2603I** *modid* IS PROCESSING RDDS *dsname*

**Explanation:** The utility identified by *modid* is using the resource definition data set (RDDS) whose name is specified in *dsname*.

In the message text:

*modid* Indicates the module ID. The value can be CSLURP10.

*dsname* Indicates the name of the RDDS being processed.

**System action:** CSLURP10 continues processing.

**Operator response:** No action is required.

**System programmer response:** No action is required.

**User response:** No action is required.

**Programmer response:** No action is required.

**Module:** CSLURP10

---

**CSL2604E** *modid* FAILED TO OBTAIN A 64-BIT BUFFER, SIZE=*size*, RC=*rc*

**Explanation:** The utility identified by *modid* encountered an error while trying to obtain 64-bit storage for an internal buffer.

In the message text:

*modid* Indicates the module ID. The value can be CSLURP10.

*size* Indicates the amount of storage requested.

*rc* Indicates the return code that is returned from the 64-bit Virtual Storage Allocation (IARV64) request.

**System action:** CSLURP10 terminates with return code 8.

**Operator response:** No action is required.


**System programmer response:** Make sure that the MEMLIMIT parameter on either the EXEC or the JOB statement is set to 4 GB or higher.

**User response:** No action is required.

**Programmer response:** No action is required.

**Module:** CSLURP10

**Related reference:**

 BPE service return codes (Messages and Codes)

---

**CSL2605E** *modid* FAILED TO OBTAIN STORAGE, SIZE=*size*, RC=*rc*

**Explanation:** The utility identified by *modid* encountered an error while trying to obtain storage for the indicated component.

In the message text:

*modid* Indicates the module ID. The value can be CSLURP10 or CSLURP20.

*size* Indicates the amount of storage requested.

*rc* Indicates the return code that is returned from storage services.

**System action:** CSLURP10 or CSLURP20 terminates with return code 8.

**Operator response:** No action is required.


**System programmer response:** Increase the region size that is available to the utility.

**User response:** No action is required.

**Programmer response:** No action is required.

**Module:** CSLURP10, CSLURP20

**Related reference:**

 z/OS: Return and reason codes for the GETMAIN macro

---

**CSL2606E** *modid* ENCOUNTERED AN ERROR TRYING TO READ THE SYSIN DATA SET, RC=*rc*

**Explanation:** The utility identified by *modid* encountered an error while trying to read the input parameters in the SYSIN data set. The BPERDPDS macro opens and reads the SYSIN data set.

In the message text:

*modid* Indicates the module ID. This value can be either CSLURP10 or CSLURP20.

*rc* Indicates the return code that is returned from BPERDPDS services.

**System action:** CSLURP10 or CSLURP20 terminates with return code 8.

**Operator response:** No action is required.


**System programmer response:** Check to make sure that the SYSIN DD statement is defined correctly.

**User response:** No action is required.

**Programmer response:** No action is required.

**Module:** CSLURP10, CSLURP20

**Related reference:**

 BPERDPDS codes (Messages and Codes)

---

**CSL2607E** *modid* ENCOUNTERED AN ERROR TRYING TO PARSE THE SYSIN DATA, RC=*rc*

**Explanation:** The utility identified by *modid* encountered an error while trying to parse data in the SYSIN data set. The BPEPARSE macro parses the SYSIN data.

In the message text:

*modid* Indicates the module ID. This value can be either CSLURP10 or CSLURP20.

*rc* Indicates the return code that is returned from BPEPARSE services.

**System action:** CSLURP10 or CSLURP20 terminates with return code 8.

**Operator response:** No action is required.


**System programmer response:** See BPE message BPE0003E for details on the BPEPARSE error.

**User response:** No action is required.

**Programmer response:** No action is required.

**Module:** CSLURP10, CSLURP20

**Related reference:**

 BPEPARSE codes (Messages and Codes)

**Related information:**

“BPE0003E” on page 15

---

**CSL2608E** *modid* ENCOUNTERED AN ERROR TRYING TO *rqstname* THE RDDDS,RC=*rc*

**Explanation:** The utility identified by *modid* encountered an error while trying to read or write to the RDDDS that was specified on the RDDSDSN DD statement.

In the message text:

*modid* Indicates the module ID. The value can be either CSLURP10 or CSLURP20.

*rqstname*

Indicates the type of request. The value can be either READ or WRITE.

*rc* Indicates the return code that is returned from the QSAM GET macro. The error return code information is provided in the QSAM GET macro description in the *z/OS DFSMS Macro Instructions for Data Sets*.

**System action:** CSLURP10 or CSLURP20 terminates with return code 8.

**System programmer response:** Check the device on which the RDDDS is located. If no permanent device error is detected, run the utility again.

**Module:** CSLURP10, CSLURP20

**Related reference:**

 z/OS: QSAM GET macro

---

**CSL2609E** *modid* DETECTED THAT THE RDDDS DOES NOT CONTAIN VALID DATA, RSNTTEXT=*rsntext*

**Explanation:** The utility identified by *modid* detected that the resource definition data set (RDDDS) specified on the RDDSDSN DD statement is not an RDDDS or does not contain data from a successful export.

In the message text:

*modid* Indicates the module ID. The value can be CSLURP10.

*rsntext* Indicates the reason for the error. *rsntext* can be one of the following values:



## CSL2610E • CSL2613E

- DATA SET IS NOT AN RDDSDS
- DATA IS NOT FROM A SUCCESSFUL EXPORT

**System action:** The utility terminates with a return code of 8.

**Operator response:** No action is required.

**System programmer response:** Update the RDDSDSN DD statement to point to one of the following data sets:

- RDDSDS that contains valid resources from a successful export procedure
- RDDSDS that has been successfully created from one of the RDDSDS creation utilities

**User response:** No action is required.

**Programmer response:** No action is required.

**Module:** CSLURP10

---

**CSL2610E** *modid* AN ERROR OCCURRED TRYING TO PROCESS THE RDDSDSN DD STATEMENT RSNTEXT=*rsntext*

**Explanation:** The utility identified by *modid* encountered an error while trying to process the RDDSDSN DD statement.

In the message text:

- modid* Indicates the module ID. The value can be either CSLURP10 or CSLURP20.
- rsntext* Indicates the reason for the error. *rsntext* can be one of the following values:
- RDJFCB REQUEST FAILED TO RETURN DSNNAME
  - MULTIPLE RDDSDS DATA SETS DEFINED

**System action:** CSLURP10 or CSLURP20 terminates with return code 8.

**Operator response:** No action is required.

**System programmer response:** Make sure that the RDDSDSN DD statement is coded correctly and that it does not contain concatenated data sets.

**User response:** No action is required.

**Programmer response:** No action is required.

**Module:** CSLURP10, CSLURP20

---

**CSL2611E** *modid* INVALID IMSID SPECIFIED *insid*

**Explanation:** The IMSID parameter contains invalid characters.

In the message text:

- modid* Indicates the module ID. The value can be either CSLURP10 or CSLURP20.
- insid* Indicates the IMSID parameter that is invalid.

**System action:** CSLURP10 or CSLURP20 terminates with return code 8.

**Operator response:** No action is required.

**System programmer response:** Correct the IMSID parameter so that it contains only valid alphanumeric characters.

**User response:** No action is required.

**Programmer response:** No action is required.

**Module:** CSLURP10, CSLURP20

---

**CSL2612E** *modid* INVALID IMSPLEX NAME SPECIFIED. *plexname*

**Explanation:** The utility identified by *modid* specified an invalid value for the IMSPLEX NAME parameter.

In the message text:

*modid* Indicates the module ID. The value can be either CSLURP10 or CSLURP20.

*plexname* Indicates the invalid IMSPLEX(NAME=*plexname* parameter value.

**System action:** CSLURP10 or CSLURP20 terminates with return code 8.

**Operator response:** No action is required.

**System programmer response:** Correct the IMSplex name specified in IMSPLEX(NAME=*plexname* so that it contains only valid alphanumeric characters.

**User response:** No action is required.

**Programmer response:** No action is required.

**Module:** CSLURP10, CSLURP20

---

**CSL2613E** *modid* FAILED TO REGISTER WITH SCI, CSLSCREG REQUEST RC=*rc*, RSN=*rsn*

**Explanation:** The utility identified by *modid* failed the CSLSCREG request to register with Structured Call Interface (SCI).

In the message text:

- modid* Indicates the module ID. The value can be either CSLURP10 or CSLURP20.
- rc* Indicates the return code from the CSLSCREG request.
- rsn* Indicates the reason code from the CSLSCREG request.

**System action:** The utility terminates with return code 8.

**Operator response:** No action is required.


**System programmer response:** Make sure that the SCI for the IMSplex specified is available. Restart the utility after the SCI becomes available.

**User response:** No action is required.

**Programmer response:** No action is required.

**Module:** CSLURP10, CSLURP20

**Related reference:**

 CSLSCREG: registration request (System Programming APIs)

**CSL2614E** *modid* **FAILED TO REGISTER WITH RM, RMNAME=rmname, RC=rc, RSN=rsn**

or

*modid* **FAILED TO REGISTER WITH RM, RMNAME=rmname, ERROREXT=errortext**

**Explanation:** The utility identified by *modid* failed to register with the Resource Manager (RM) system identified by *rmname*.

In the message text:

*modid* Indicates the module ID. The value can be either CSLURP10 or CSLURP20.

*rmname* Indicates the name of the RM system with which the CSLRMREG registration request failed.

*rc* Indicates the return code from the CSLRMREG request.

*rsn* Indicates the reason code from the CSLRMREG request.

*errortext*

Indicates the reason preventing RM registration. The value can be one of the following:

- NOT READY (when RM is not ready)
- NOT REACHABLE (when RM cannot be reached)
- LOWERVERRMINPLEX (when the RM level is less than V1.5)

**System action:** The utility attempts to register with another active RM in the IMSplex. If registration fails with all RMs, message CSL2622E is issued and the utility terminates with return code 8.

**Operator response:** No action is required.


**System programmer response:** Fix the error and retry the utility. Make sure that at least one RM system for the IMSplex specified is available and that the RM system is enabled with the IMSRSC repository. The RM system in the IMSplex must be at level 1.5 (for IMS Version 12) or higher.

**User response:** No action is required.

**Programmer response:** No action is required.

**Module:** CSLURP10, CSLURP20

**Related reference:**

 CSLSCREG: registration request (System Programming APIs)

**CSL2615E** *modid* **TOO MANY NAME= PARAMETERS SPECIFIED**

**Explanation:** In the utility identified by *modid*, more than one IMSplex name is specified by use of the IMSPLEX(NAME= parameter on the SYSIN input statement.

In the message text:

*modid* Indicates the module ID. The value can be either CSLURP10 or CSLURP20.

**System action:** The utility terminates with return code 8.

**Operator response:** No action is required.

**System programmer response:** Correct the SYSIN input statement by specifying only one IMSPLEX(NAME= parameter.

**User response:** No action is required.

**Programmer response:** No action is required.

**Module:** CSLURP10, CSLURP20

**CSL2616E** *modid request* **REQUEST FAILED RC=rc, RSN=rsn**

or

*modid request* **REQUEST FAILED RC=rc, RSN=rsn ERROREXT=errortext**

or

*modid request* **REQUEST FAILED RC=rc, RSN=rsn ERROREXT=errortext RSCNAME=rscname, RSCTYPE=rsctype, CC=compcode**

**Explanation:** The utility identified by *modid* failed to update resource definitions in the IMSRSC repository. Any error results in the entire request being canceled. The error text identifies repository-specific errors. The resource name and the resource type identify the resource name that caused the error.

In the message text:

*modid* Indicates the module ID. The value can be either CSLURP10 or CSLURP20.

*request* Indicates the request. The value can be CSLRPUPD or CSLRPQRY.

*rc* Indicates the return code returned from the CSLRPUPD or CSLRPQRY request. See the CSLRRR or CSLSRR macro for the description of the return code.

*rsn* Indicates the reason code returned from the CSLRPUPD or CSLRPQRY request. See the CSLRRR or CSLSRR macro for the description of the reason code.

*errortext*

Indicates null or six words of error text with repository error information.

*rscname* Indicates the name of the resource in error.  
*rstype* Indicates the type of the resource in error.  
*compcode*  
 Indicates the completion code for the error. See the CSLRRR macro for details.

**System action:** The utility terminates with return code 8.

**System programmer response:** Fix the error identified in the return and reason codes from the CSLRPUPD or CSLRPQRY request, and rerun the utility.

**Module:** CSLURP10, CSLURP20

**CSL2617E** *modid* CSLSCQRY REQUEST FAILED  
 RC=*rc*, RSN=*rsn*

**Explanation:** A CSLSCQRY request in the utility identified by *modid* failed to identify active RM systems in the IMSplex.

In the message text:

*modid* Indicates the module ID. The value can be either CSLURP10 or CSLURP20.  
*rc* Indicates the return code returned from the CSLSCQRY request.  
*rsn* Indicates the reason code returned from the CSLSCQRY request.

**System action:** The utility terminates with return code 8.

**Operator response:** No action is required.


**System programmer response:** Fix the error and rerun the utility.

**User response:** No action is required.

**Programmer response:** No action is required.

**Module:** CSLURP10, CSLURP20

**Related reference:**

 CSLSCQRY: query request (System Programming APIs)

**CSL2618I** *modid* IS PROCESSING PLEX=*plexname*,  
 IMSID LIST FROM *imsidsrc*, *imsid*

or

*modid* IS PROCESSING PLEX=*plexname*, IMSID LIST FROM SYSIN, *imsid* *imsidlist*

**Explanation:** The utility identified by *modid* is processing IMSplex *plexname* and *imsid* list as listed on the utility input. There can be more than one *imsidlist* lines. If the input is from SYSIN, the second to the *n*th IMSIDs specified on the SYSIN are returned on the second to the last lines.

In the message text:

*modid* Indicates the module ID. The value can be either CSLURP10 or CSLURP20.

*plexname*  
 Indicates the IMSplex name specified.  
*imsidsrc* SYSIN or RDDDS.  
*imsid* Indicates the first IMSID from SYSIN or the IMSID from RDDDS.

*imsidlist*  
 Indicates the second to the *n*th IMSIDs specified.

**System action:** The utility continues processing.

**Operator response:** No action is required.

**System programmer response:** No action is required.

**User response:** No action is required.

**Programmer response:** No action is required.

**Module:** CSLURP10, CSLURP20

**CSL2619E** *modid* RM NOT DEFINED WITH  
 REPOSITORY FOR RMNAME=*rmname*,  
 REPOTYPE=*reptype*

**Explanation:** The utility identified by *modid* registered with a Resource Manager (RM) that is not enabled or not defined with the IMSRSC repository type specified in the message.

In the message text:

*modid* Indicates the module ID. The value can be either CSLURP10 or CSLURP20.  
*rmname* Indicates the name of the RM.  
*reptype*  
 Indicates the type of the repository.

**System action:** The utility deregisters from the RM and attempts to register with the next available RM in the IMSplex. If no RM is defined with the repository, the utility terminates with return code 8.

**System programmer response:** Make sure that at least one RM is enabled with the repository before the utility is started.

**User response:** No action is required.

**Module:** CSLURP10, CSLURP20

**CSL2620I** *modid* SUCCESSFUL REGISTRATION  
 WITH RM, RMNAME=*rmname*

**Explanation:** The utility identified by *modid* has successfully registered with the Resource Manager (RM) that is specified in the message.

In the message text:

*modid* Indicates the module ID. The value can be either CSLURP10 or CSLURP20.  
*rmname* Indicates the name of the RM.

**System action:** The utility continues processing.

**Operator response:** No action is required.

**System programmer response:** No action is required.



**User response:** No action is required.

**Programmer response:** No action is required.

**Module:** CSLURP10, CSLURP20

**CSL2621E** *modid* **FAILED TO LOAD MODULE**  
*loadmod* **RC=rc**

**Explanation:** The utility identified by *modid* failed to load, using the z/OS LOAD macro, the module identified by *loadmod*.

In the message text:

*modid* Indicates the module ID. The value can be CSLURP20.

*loadmod* Indicates the name of the module that failed to be loaded using the z/OS LOAD macro.

*rc* Indicates the LOAD return code.

**System action:** The utility terminates with RC=8.

**Operator response:** No action is required.

**System programmer response:** Determine the reason for the LOAD failure from the *rc* value returned. Correct the problem, and run the utility again.

**User response:** No action is required.

**Programmer response:** No action is required.

**Module:** CSLURP20

**Related reference:**

 z/OS: LOAD return and reason codes

**CSL2622E** *modid* **COULD NOT REGISTER TO ANY RM IN THE IMSPLEX**

**Explanation:** The utility identified by *modid* failed to register with any Resource Manager (RM) system.

In the message text:

*modid* The module ID. This value can be either CSLURP10 or CSLURP20.

**System action:** The utility terminates with return code 8.

**System programmer response:** Fix the error and retry the utility. Make sure that at least one RM system for the IMSplex specified is available and that the RM system is enabled with the IMSRSC repository. The RM system in the IMSplex must be at level 1.5 (for IMS Version 12) or higher.

**Module:** CSLURP10, CSLURP20

**CSL2625I** *modid* **WRITE TO RDDS WAS SUCCESSFUL FOR**  
**RDDSDSN=*rddsdsn\_name* FROM**  
**REPOTYPE=*repotype***  
**REPONAME=*reponame***

**Explanation:** The Repository-to-RDDS utility (CSLURP20) successfully wrote resource definitions

from the specified IMSRSC repository to the specified resource definition data set (RDDS).

In the message text:

*modid* Indicates the module ID. The value is CSLURP20.

*rddsdsn\_name* Indicates the RDDS data set name.

*repotype* Indicates the repository type. The value can be IMSRSC.

*reponame* Indicates the repository name.

**System action:** Processing continues.

**User response:** No action is required.

**Programmer response:** No action is required.

**Module:** CSLURP20

**CSL3000E** **SCI IMSPLEX INITIALIZATION ERROR IMSplex *plex* ALREADY MANAGED BY SCI *sciname***

**Explanation:** An SCI with a different name is already managing the IMSplex on the z/OS image. This SCI might not be active.

In the message text:

*plex* The name of the IMSplex.

*sciname* The name of the SCI that is managing the IMSplex on the z/OS system.


**System action:** The initializing SCI is abnormally terminated.

**Operator response:** Take one of the following actions:

- If SCI terminates with an abend 0010 subcode X'0000072C', the IMSplex is being managed by an active SCI. If the IMSPLEX parameter is coded correctly in the CSLSIxxx (SCI Initialization PROCLIB member), no response is required since the IMSplex is managed by the active SCI.
- If SCI terminates with an abend 0010 subcode X'00000730', the IMSplex was managed by an SCI that is no longer active. In order to manage the IMSplex with the new SCI, you must start SCI using the old name with the FORCE=(ALL,SHUTDOWN) startup parameter. This action cleans up the global blocks left by the previous SCI and allow you to manage the IMSplex using an SCI with a different name.

**Module:** CSLSINP0

**Related information:**

 CSL SCI abend code 0010

---

**CSL3001E** SCI IMSPLEX ERROR *SCI sciname*  
ALREADY EXISTS IN IMSPLEX *plex*

**Explanation:** An SCI with the same name is already active in the IMSplex.

In the message text:

*sciname* The name of the SCI that already exists in the IMSplex.

*plex* The name of the IMSplex.

**System action:** The initializing SCI is abnormally terminated.

**Operator response:** In the CSLSIxxx - SCI initialization PROCLIB Member, check to make sure that there is no SCI with the same name as *sciname* in the IMSplex; if there is, change the SCI name.

**Module:** CSLSXCG0

---

**CSL3002E** SCI INITIALIZATION ERROR *sciname*  
ALREADY ACTIVE ON OS IMAGE

**Explanation:** An SCI, specified by *sciname*, was already active on the z/OS image.

**System action:** The initializing SCI is abnormally terminated.

**Operator response:** In the CSLSIxxx - SCI Initialization PROCLIB member, check to ensure that there is no SCI with the same name on the z/OS Image; if there is, change the SCI name.

**Module:** CSLSING0, CSLSFRCO

---

**CSL3011W** UNABLE TO CLEANUP *storage\_type*  
*storage\_id - reason*

**Explanation:** The Structured Call Interface (SCI) attempted to clean up global storage and was unable to delete a control block or module. This cleanup was done during normal SCI initialization or because the FORCE startup parameter was used.

In the message text:

*storage\_type*

Type of storage that could not be released. If the storage is the registration cell pool, the ID is RG CP00L. The possible values are:

**CONTROL BLOCK**

The storage is an SCI global control block.

**CPOOL**

The storage is the registration cell pool.

**MODULE**

The storage is an SCI global module whose address was obtained from the SGBL.

**MODULE (CURR)**

The storage is an SCI global module whose address was obtained from the current SGRT.

**MODULE (PREV)**

The storage is an SCI global module whose address was obtained from the previous SGRT.

*storage\_id*

The ID of the piece of storage that could not be released. If the storage is a control block, the storage ID is the control block name. If the storage is a module, the storage ID is the module name.

*reason* The reason the storage could not be released. The possible values are:

**BAD DATA**

If the storage is a control block, either the eyecatcher is bad, the length is negative, or the length is too large. If the storage is a module, the storage does not have the typical initial two bytes at the entry point address or an eyecatcher, which indicates a vector table.

**ABEND**

An abend occurred while trying to access or release the storage.

**System action:** SCI continues processing.

**System programmer response:** The problem might have been caused by a previous problem with SCI (for example, a storage overlay). If you are unable to resolve or understand the problem, save the SYSLOG and the LOGREC data and call IBM Software Support for assistance.

**Module:** CSLSFRCO, CSLSIS00

---

**CSL3012W** UNABLE TO DELETE MVS NAME  
TOKEN FOR *control\_blk\_id nt\_name*  
RC=*return\_cd*

**Explanation:** SCI was unable to delete the specified z/OS Name/Token.

In the message text:

*control\_blk\_id*

The ID of the control block that is represented by the Name/Token that was being deleted.

The possible values are:

**CSLSSGBL**

The Name/Token represented the SCI global block.

**CSLSPGBL**

The Name/Token represented an IMSplex global block.

*nt\_name*

The name that was used to specify the Name/Token that was being deleted

*return\_cd*

The return code from the IEANTDL service.

**System action:** SCI continues processing. Depending on the return code received from the IEANTDL service, SCI might not be able to initialize because it might be

unable to add the Name/Token later in the SCI initialization.

**System programmer response:** The problem might have been caused by a previous problem with SCI (for example, a storage overlay). If you are unable to resolve or understand the problem, save the SYSLOG and the LOGREC data and call IBM Software Support for assistance.

**Module:** CSLSFRC0

**CSL3013W MVS NAME TOKEN NOT FOUND FOR *nt\_type nt\_name*. UNABLE TO DELETE ASSOCIATED GLOBAL STORAGE**

**Explanation:** The message is issued when SCI is requested to clean up global storage with the FORCE startup parameter and SCI is not able to locate the z/OS Name/Token for the indicated type and name. The global storage that might have been associated with the Name/Token is not deleted.

In the message text:

*nt\_type* The type of z/OS Name/Token that SCI is not able to locate. The possible values are:

**SCI** The Name/Token that represents the SCI instance.

**IMSPLEX** The Name/Token that represents the IMSplex.

*nt\_name* The name that was used to specify the Name/Token that was being deleted.

**System action:** SCI continues processing. No attempt is made to delete any global storage that is associated with the Name/Token type.

**System programmer response:** The storage and Name/Token might have already been cleaned up by a previous instance of SCI or the Name/Token was never created on the system because SCI was never started. If you are unable to resolve or understand why this message was issued, save the SYSLOG and the LOGREC data and call IBM Software Support for assistance.

**Module:** CSLSFRC0

**CSL3014I SHUTDOWN REQUESTED AFTER GLOBAL STORAGE CLEANUP**

**Explanation:** This message is issued when Structured Call Interface (SCI) is started with the SHUTDOWN parameter of the FORCE startup parameter. It is issued after SCI has completed its global storage cleanup and is ready to shut down.

**System action:** SCI shuts down with a return code of 4.

**System programmer response:** No action is required.

**Module:** CSLSIN00

**CSL3051I *resource\_type* IN SHORT SUPPLY, XCF RC=*return\_code* RSN=*reason\_code*, *failure\_count* FAILURES SINCE LAST MESSAGE**

**Explanation:** This message is issued when SCI is unable to send data using XCF because of an XCF resource shortage. SCI waits for one second and attempts to send the data again. If the resource shortage has not been alleviated after a set number of attempts for a single piece of data, SCI will not send that data. The message is not issued more than once per minute for any resource type.

In the message text:

*resource\_type*

The type of resource for which XCF has a shortage. The possible values are:

**BUFFER**

XCF has a temporary shortage of message buffers. This situation can occur because there is suddenly a large amount of buffer usage. Possible causes are a large amount of SCI XCF message traffic or a large amount of message traffic from another XCF user.

**RESOURCE**

XCF has a temporary shortage of non-buffer resource. Examples of other XCF resources are signaling paths, message spaces, and storage. Use the XCF return and reason codes listed in the message to determine what resource is in short supply.

**XCF RC=*return\_code* RSN=*reason\_code***

The codes that were received when SCI attempted to send the data.

*failure\_count*


The number of failures for the indicated resource type since the last message was issued

**System action:** SCI waits for one second and attempts to send the data again. If the resource shortage has not been alleviated after a number of attempts for a single piece of data, SCI will not send that data.

**System programmer response:** If the shortage is a result of a temporary large increase of data being sent through XCF, nothing must be done because the situation will be resolved as the volume of data traffic is reduced. If the problem persists, adjust the XCF configuration.

**Module:** CSLSXCO0

**Related reference:**

 z/OS: IXCMMSGC return and reason codes

---

**CSL3070I** SCI INSTANCE *sssssss* **FOUND INACTIVE MEMBER** *mmmmmmmmmm* **WHICH REGISTERED WITH SCI INSTANCE** *ttttttt*

**Explanation:** An SCI instance that is running on one z/OS LPAR detected that an inactive IMSplex member registered with an SCI instance that is running on another z/OS LPAR. The inactive member is deregistered from the SCI.

This message is issued from both the SCI instance that found the inactive member and the SCI instance that the inactive member registered with.

In the message text:

*sssssss* The member name of the SCI that found the inactive member in its member list.

*mmmmmmmmmm* The member name of the inactive member.

*ttttttt* The member name of the SCI instance that the inactive member registered with.

**System action:** The inactive member is removed from the member list of the SCI instance that found the inactive member.

**System programmer response:** Take a console dump of the two SCI address spaces and contact IBM Software Support.

**Module:** CSLSRML0

---

**CSL3101I** SCI CLEANUP COMPLETE *sciname*

**Explanation:** The z/OS resource manager has completed its cleanup for the SCI specified by *sciname*.

**System action:** Processing continues.

**Operator response:** No action is required.

**Module:** CSLSRM00

---

**CSL3102I** SCI CLEANUP HAS COMPLETED FOR MEMBER *membername*

**Explanation:** SCI completed cleanup for the IMSplex member specified by *membername*. If *membername* is **\*\*UNKN\*\***, SCI was not able to determine the name of the IMSplex member.

**System action:** Processing continues.

**Operator response:** No action is required.

**Module:** CSLSRM20

---

**CSL3110E** MEMBER *member\_name* **EXIT SRB ABEND** *abend\_code* **PSW=***psw* **RSN=***rsn* **modname=***module\_address* **EXIT=***exit\_address* *status*

**Explanation:** Structured Call Interface (SCI)

scheduled a service request block (SRB) to the address space of the member identified by *member\_name* to either drive an SCI member exit or to perform a task in the member address space. Either the SCI SRB routine or the member exit terminated abnormally.

In the message text:

*member\_name* The name of the IMSplex member in which the abend occurred.

*abend\_code* The abend that occurred (Sxxx for system abends, and Uxxxx for user abends.)

*psw* The PSW (program status word) contents at the time of the abend.

*rsn* The abend reason code, if any, or N/A if there is none.

*modname* The name of the SRB module that was scheduled by SCI.

*module\_address* The address of the module indicated by *modname*.

*exit\_address* The address of the member exit that was called. This field is not displayed if the abend occurred in CSLSSR50.

*status* Text that indicates where the abend occurred during SCI interface processing. *status* can be one of the following values:

**BEFORE EXIT**

The abend occurred before the member exit was called.

**IN EXIT**

The abend occurred while the member exit was in control.

**AFTER EXIT**

The abend occurred after the member exit returned.

**System action:** When the SCI member address space SRB routines abend, SCI does not abnormally terminate either the member or the SCI address space. The SRB recovery routine takes the following actions before returning to z/OS:

- Issues this message.
- Produces an SDUMP of the member and SCI address spaces.
- Attempts to clean up any SCI and member storage associated with the SRB instance.

The recovery routine records diagnostic information about the abend in the LOGREC data set.

**System programmer response:** Save a copy of the memory dump produced and save or print a copy of the LOGREC records pertaining to this abend. If the status field in this message is something other than IN EXIT and the member is an IBM product (for example, IMS), contact IBM Software Support. If the status field is IN EXIT and the member is not an IBM product, contact the supplier of the member.

Module: CSLSSR00, CSLSSR10, CSLSSR20

---

**CSL3111E**    **SCI INTERFACE ABEND** *abend\_code*  
**PSW**=*psw* **RSN**=*rsn*  
*modname*=*module\_address* *status*

**Explanation:** An abnormal termination occurred in the Structured Call Interface (SCI) during the processing of an SCI service request.

In the message text:

*abend\_code*

The abend that occurred (Sxxx for system abends and Uxxxx for user abends.)

*psw*

The PSW (program status word) contents at the time of the abend.

*rsn*

The abend reason code, if any, or N/A if there is none.

*modname*

The name of the main module that processed the SCI call that terminated. The module identified by *modname* might not be the module in which the abend occurred.

*module\_address*

The address of the module indicated by *modname*.

*status*

Text that indicates where the abend occurred during SCI interface processing. *status* can be one of the following values:

**AFT CPY BACK**

The abend occurred after the member data was copied back to the requesting address space.

**AFTER COPY**

The abend occurred after the member data was copied to the destination address space but before the destination was notified that the data is available.

**AFTER SVC**

The abend occurred after the SVC was issued in either registration or deregistration.

**BEFORE COPY**

The abend occurred before the member data was copied to the destination address space.

**BEFORE SVC**

The abend occurred before the SVC was issued in either registration or deregistration.

**IN COPY**

The abend occurred while copying the member data to the destination address space. The abend might have occurred because of bad data passed from the source member. The abend might also occur when the destination address space terminates while the data is being copied.

**IN COPY BACK**

The abend occurred while copying the results of a request back to the requesting address space. The abend might have occurred because of bad output area addresses supplied by either of the requesting or responding members.

**REQUEST RTND**

The abend occurred after the data was returned to the destination member.

**REQUEST SENT**

The abend occurred after the data was sent to the destination member.

**STATUS UNKWN**

The recovery routine could not determine the status of the member service request when the abend occurred.

SCI interface abnormal terminations can have several causes:

- Invalid data passed by the member program.
- Errors in the interface modules.
- Environmental errors (for example, overlaid control blocks or storage problems).
- Destination member terminating while the service request is being processed.
- Problems in SCI resource cleanup for a terminated SCI or timing conditions for an SCI that is currently terminating.

SCI interface processing can abend if the destination member terminates during interface processing. For this type of abend, the interface recovery routine recovers and returns a return and reason code that indicates that the destination member is unavailable. No message or SDUMP are produced for this type of abend.

SCI interface processing can abend if SCI itself terminates during interface processing. For this type of abend, the interface recovery routine recovers and returns a return and reason code that indicates that SCI is unavailable. No message or SDUMP are produced for this type of abend.

For abends in all other situations, the interface recovery routine issues this message and produces an SDUMP of the member address space and the SCI address space, if possible. The recovery routine also logs diagnostic information to the LOGREC data sets and attempts to clean up resources associated with the service request.

If the abend occurred at a point where the recovery routine can safely retry, it retries and returns a nonzero return code to the member. If the abend occurred at a point where recovery is not possible because the status is unknown, then abend is not retried. In these cases, the member might be abended or the service request might never complete.

**System action:** When a termination occurs in the SCI interface, the interface recovery routine receives control from z/OS. The recovery routine analyzes the abend, takes appropriate recovery action, and gathers diagnostic data.

**System programmer response:** Save a copy of the dump and save or print a copy of the LOGREC records pertaining to this abend. If the member is an IBM product (for example, IMS, OM, or RM), contact IBM Software Support. If the member is not an IBM product, contact the supplier of the member.

**Module:** CSLSDR00, CSLSPC10, CSLSPC30, CSLSRG00, CSLSRQ00, CSLSRQ10

**CSL3112E SDUMP FAILED FOR *abend* ABEND, RC=*rc*, RSN=*rsn***

**Explanation:** Structured Call Interface (SCI) issued an SDUMP call to z/OS to produce memory dump of the address space after an abnormal termination, but the SDUMP was not successful.

In the message text:

*abend* The abend code for which the storage dump was created. For system abends, the format of the code is *Sxxx*, where *xxx* is the 3-digit abend code in hexadecimal. For user abends, the format of the code is *Udddd*, where *dddd* is the 4-digit abend code in decimal.

*rc* The return code from the z/OS SDUMP macro.

*rsn* The reason code from the z/OS SDUMP macro.

**System action:** The SDUMP is skipped.

**System programmer response:** Use the return and reason code from the z/OS SDUMP macro to determine the cause of the SDUMP failure. If appropriate, correct the cause of the failure so that future memory dumps are not lost.

**Module:** CSLSSR00 (ABENDDDMP subroutine)

**Related reference:**

 z/OS: SDUMP return and reason codes

**CSL3113I DAE SUPPRESSED DUMP FOR *abend* ABEND**

**Explanation:** Structured Call Interface (SCI) issued an SDUMP call to z/OS to produce a memory dump of the address space after an abnormal termination, but the SDUMP was suppressed by z/OS dump analysis and elimination (DAE).

The SCI recovery routines gather symptom string data related to an abend and provide this data to z/OS when an SDUMP is requested. If DAE is enabled, z/OS suppresses duplicate memory dumps (for example, dumps that have symptom strings identical to previously captured memory dumps). DAE is

controlled through the MVS ADYSETxx PARMLIB member and the MVS SET DAE command. For details on specifying DAE options, see the z/OS MVS *Initialization and Tuning Guide* (SA22-7591).


In the message text, *abend* is the abend code for which the storage dump was created. For system abends, the format of the code is *Sxxx*, where *xxx* is the 3-digit abend code in hexadecimal. For user abends, the format of the code is *Udddd*, where *dddd* is the 4-digit abend code in decimal.


**System action:** The SDUMP is skipped. A SCI-generated memory dump is suppressed if the symptom string matches a previous dump and if the current DAE setting in ADYSETxx is either SUPPRESS or SUPPRESSALL.

**Programmer response:** No action is required.

**Module:** CSLSSR00 (ABENDDDMP subroutine)

**Related reference:**

 z/OS: ADYSETxx (dump suppression)

 z/OS: Statements/parameters for ADYSETxx

**CSL3114I ABEND RECURSION DETECTED IN *modname* - RETRY WILL BE SKIPPED**

**Explanation:** While processing an abend in the recovery routine, Structured Call Interface (SCI) detected a condition where retry is not allowed. This situation can occur if a recursive abend is detected, the recovery routine has been entered too many times, or z/OS tells SCI that retry is not allowed. SCI attempts to cleanup and then percolates.

In the message text, *modname* is the name of the routine in which the retry is being skipped.

**System action:** Error recovery processing continues.

**Programmer response:** No action is required.

**Module:** CSLSPC10, CSLSPC30, CSLSRQ00, CSLSRQ10, CSLXMG0

**CSL3115E ABEND OCCURRED IN *module* PROCESSING - UNABLE TO LOCATE SCI BLOCKS FOR DIAGNOSTICS**

**Explanation:** An abend occurred in an SCI interface module. Normally, either message CSL3110E or CSL3111E would be issued, and a storage dump would be created to document the abnormal termination. However, the SCI recovery routines could not locate the SCI control blocks required to perform this diagnostic processing. Data is still written to SYS1.LOGREC regarding the abend.

In the message text, *module* is the name of the SCI module whose recovery routine was driven.

**System action:** Diagnostic data is written to SYS1.LOGREC. Abend processing continues, but no

other error message is written, and no SDUMP is created by the module that issued this message. You probably cannot recover from the abend, and it might result in the abnormal termination of the related SCI client.

**System programmer response:** Save or print a copy of SYS1.LOGREC and the console log. If a related memory dump is created from another component (for example, due to a client abnormally terminating from the abend), save that memory dump as well. Contact IBM Software Support.

**Module:** CSLSDR00, CSLSDR20, CSLSPC10, CSLSPC30, CSLSRG00, CSLSRG20, CSLSRQ00, CSLSRQ10, CSLSSR00, CSLSSR10, CSLSSR20, CSLSSR30, CSLSSR40, CSLSSR60, CSLSRM00, CSLSRM20, CSLSXMG0

---

**CSL3116E** **SRB ABEND** *abend\_code* **MEMBER**  
*member\_name* **PSW=psw** **RSN=rsn**  
*module\_name=module\_address*

**Explanation:** An abend occurred in an SCI service request block (SRB) routine that does not schedule an IMSplex member exit.

In the message text:

*abend\_code*  
 The abend that occurred (Sxxx for system abends and Uxxxx for user abends).

*member\_name*  
 The name of the member that the SRB was scheduled into, if available, or N/A if not available.

*psw*  
 The PSW (program status word) contents at the time of the abend.

*rsn*  
 The abend reason code, if any, or not applicable.

*module\_name*  
 The name of the module in which the abend occurred.

*module\_address*  
 The address of the module in which the abend occurred.

**System action:** When the SCI member address space SRB routines abend, SCI does not abnormally terminate either the member address space or the SCI address space. The SRB recovery routine takes the following actions before returning to z/OS:

- Issues the CSL3116E message.
- Produces an SDUMP of the member and the SCI address spaces.
- Attempts to clean up any SCI and member storage associated with the SRB instance.

The recovery routine records diagnostic information about the abend in the LOGREC data set.

**System programmer response:** Save a copy of the dump produced and save or print a copy of the

LOGREC records pertaining this abend. Contact IBM Software Support.

**Module:** CSLSSR70

**Related information:**

“CSL3111E” on page 91

---

**CSL3117E** **SVC ABEND** *abend\_code* **MEMBER**  
*member\_name* **PSW=psw** **RSN=rsn**  
*module\_name=module\_address* *status*

**Explanation:** An abnormal termination occurred in a Structured Call Interface (SCI) SVC routine.

In the message text:

*abend\_code*  
 The abend code (Sxxx for system abends and Uxxxx for user abends).

*member\_name*  
 The name of the member from which the SVC was issued.

*psw*  
 The PSW (program status word) contents at the time of the abend.

*rsn*  
 The abend reason code, if any, or N/A.

*module\_name*  
 The name of the module in which the abend occurred.

*module\_address*  
 The address of the module in which the abend occurred.

*status*  
 Text that indicates where the abend occurred in the SCI SVC processing. Status can be one of the following:

**CLEANUP**

The abend occurred while the registration SVC routine was cleaning up after an error was encountered.

**COPY BACK**

The abend occurred while the registration SVC routine was copying back the registration output data.

**DECR ACT CNT**

The abend occurred while decrementing the active member count in the MGBL block.

**DELET RESMGR**

The abend occurred while deleting the z/OS resource manager monitoring this member for SCI.

**DEQ**

The abend occurred while releasing the ENQ with a DEQ.

**IXCLEAVE**

The abend occurred while leaving the XCF group.

**PURGEDQ**

The abend occurred while issuing the MVS PURGEDQ.

**REG PROC**

The abend occurred while the registration SVC routine was processing the registration.



## CSL3118E

### RLSE MRT

The abend occurred while releasing the storage that contains the MRT.

### SCHED SR40

The abend occurred while scheduling CSLSSR40 in the SCI address space.

### SYSVNT OKSWP

The abend occurred while issuing the SYSEVENT OKSWAP.

### TERM SBM

The abend occurred while terminating the SCI buffer manager for the member address space.

SCI registration and deregistration terminations can have several causes:

- Invalid data passed by the member program.
- Errors in the interface modules.
- Environmental errors (for example, overlaid control blocks or storage problems).
- Problems in SCI resource cleanup for an SCI that is currently terminating.

Problems can occur in SCI resource cleanup or timing conditions for an SCI that is currently terminating when an SCI address space is forced to terminate and certain SCI resources were not cleaned up.

For abends in the SVC routines, the SVC recovery routine issues this message and produces an SDUMP of the member address space and the SCI address space, if possible. The recovery routine also logs diagnostic information to the LOGREC data sets and attempts to clean up resources associated with the service request.

If the abend occurred at a point where the recovery routine can safely retry, it retries and returns a nonzero return code to the member. If the abend occurred at a point where recovery is not possible because the status is unknown, then the abend is not retried. In these cases, the member might have terminated or the service request might never complete.

**System action:** When an abend occurs in the SCI registration or deregistration SVC, the SVC recovery routine receives control from z/OS. The recovery routine analyzes the abend, takes appropriate recovery action, and gathers diagnostic data.

**System programmer response:** Save a copy of the dump and save or print a copy of the LOGREC records pertaining to this abend. If the member is an IBM product (for example, IMS, OM, or RM), contact IBM Software Support. If the member is not an IBM product, contact the supplier of the member.

**Module:** CSLSRG20, CSLSDR20

---

**CSL3118E** RES MGR ABEND *abend\_code* MEMBER *member\_name* PSW=*psw* RSN=*rsn* *module\_name=module\_address* status

**Explanation:** An abnormal termination occurred in a Structured Call Interface (SCI) MVS Resource Manager.

In the message text:

*abend\_code*

The abend code (Sxxx for system abends and Uxxxx for user abends).

*member\_name*

The name of the member for which the resource manager was running. *member\_name* is always SCI for CSLSRM00.

*psw*

The PSW (program status word) contents at the time of the termination.

*rsn*

The abend reason code, if any, or N/A.

*module*

The name of the module in which the abend occurred.

*module\_address*

The address of the module in which the abend occurred.

*status*

Text that indicates where the abend occurred in the SCI MVS Resource Manager processing. The possible values are:

#### CMBR VALIDTE

The abend occurred while CSLSRM20 was attempting to validate the CMBR that was passed to the module.

#### DECR ACT CNT

The abend occurred while CSLSRM20 was decrementing the active connection count in the MGBL block.

#### DEQ

The abend occurred while CSLSRM20 was releasing an ENQ with a DEQ.

#### IXCLEAVE

The abend occurred while CSLSRM20 was leaving the XCF group.

#### MBR NOTIFY

The abend occurred while CSLSRM00 was notifying the local IMSplex members that SCI has terminated. Outstanding requests are also POSTed as part of this process.

#### PGBL RESET

The abend occurred while CSLSRM00 was resetting the active flag in the PGBL blocks.

#### PURGEDQ

The abend occurred while CSLSRM20 was issuing the MVS PURGEDQ.

#### SCHED SR40

The abend occurred while CSLSRM20 was scheduling CSLSSR40 in the SCI address space.

#### STORAGE RLSE

The abend occurred while CSLSRM00 was releasing storage after completing the notification of the local IMSplex members.



SCI MVS Resource Manager terminations can have several causes:

- Errors in the interface modules.
- Environmental errors (for example, overlaid control blocks or storage problems).

Problems in the resource managers should be rare. However, when one of the modules abends, it will recover and if possible, continue with the cleanup.

For abends in the resource manager routines, the recovery routine issues this message and produces an SDUMP of the member address space and the SCI address space, if possible. The recovery routine also logs diagnostic information to the LOGREC data sets and attempts to clean up resources associated with the service request.

If the abend occurred at a point where the recovery routine can safely retry, it will retry. If the abend cannot be retried because of the particular abend or z/OS indicates that retry is not possible, the resource manager will not finish the cleanup and the cleanup complete message will not be issued.

**System action:** When an abend occurs in an SCI MVS Resource Manager routine, the recovery routine receives control from z/OS. The recovery routine analyzes the abend, takes appropriate recovery action, and gathers diagnostic data.

**System programmer response:** Save a copy of the dump and save or print a copy of the LOGREC records pertaining to this abend. Contact IBM Software Support.

**Module:** CSLSRM00, CSLSRM20

---

**CSL3119E**    **SRB ABEND** *abend\_code* **MEMBER**  
*member\_name* **PSW=psw** **RSN=rsn**  
*module\_name=module\_address* *status*

**Explanation:** An abnormal termination occurred in a Structured Call Interface (SCI) service request block (SRB) routine that runs in the SCI address space.

In the message text:

- abend\_code*  
The abend code (Sxxx for system abends and Uxxxx for user abends).
- member\_name*  
The name of the member from which the SRB was scheduled, if available, or N/A if unavailable.
- psw*  
The program status word (PSW) contents at the time of the termination.
- rsn*  
The abend reason code, if any, or N/A if unavailable.
- module\_name*  
The name of the module in which the abend occurred.

*module\_address*

The address of the module in which the abend occurred.

*status*

The text that indicates where the abend occurred in the SCI SRB processing. The *status* can be one of the following:

**AFTER ENQUEUE**

The abend occurred after the AWE was enqueued.

**AFTER ENQUEUE ER**

The abend occurred after an error was encountered enqueueing the AWE.

**AFTER RQST RET**

It was determined that a remote request was being processed and the abend occurred after an error was encountered enqueueing the AWE and after the request was returned.

**BEFORE ENQUEUE**

The abend occurred before the AWE was enqueued.

**BEFORE RQST RET**

It was determined that a remote request was being processed and the abend occurred after an error was encountered enqueueing the AWE but before the request could be returned.

**IN ENQUEUE**

The abend occurred while the AWE was being enqueued.

**REG RETURN**

The abend occurred after the registration was returned.

**STATUS UNKNW**

The recovery routine could not determine the status of the member service request when the abend occurred.

Abnormal termination should not occur in the SCI SRB routines that run in the SCI address space. If an abend does occur, it is probably due to an overlay or some other error condition that is not related to the data that is being sent to the SCI address space.

For abends in the SRB routines, the SRB recovery routine issues this message and produces an SDUMP of the SCI address space. The recovery routine also logs diagnostic information to the LOGREC data sets.

If the abend occurred at a point where the recovery routine can safely retry, it retries. The member might not be notified that an error occurred. If the abend occurred at a point where recovery is not possible because the status is unknown, the abend is not retried.

**System action:** When an abend occurs in an SCI SRB routine running in the SCI address space, the SRB recovery routine receives control from z/OS. The recovery routine analyzes the abend, gathers diagnostic data, and takes appropriate recovery action.

## CSL3120E • CSL4004I

**System programmer response:** Save a copy of the memory dump and save or print a copy of the LOGREC records pertaining to this abend. Contact IBM Software Support.

**Module:** CSLSSR30, CSLSSR40, CSLSSR60

---

**CSL3120E**    **MSG-IN EXIT ABEND** *abend\_code*  
              **MEMBER** *member\_name* **PSW**=*psw*  
              **RSN**=*rsn* **modname**=*module\_address*

**Explanation:** An abnormal termination occurred in Structured Call Interface XCF Message-In exit.

In the message text:

*abend\_code*

The abend code (*Sxxx* for system abends and *Uxxxx* for user abends).

*member\_name*

The name of the destination member for the data sent through XCF. If there is no destination member, this field contains N/A.

*psw*

The program status word (PSW) contents at the time of the termination.

*rsn*

The abend reason code, if any, or N/A if unavailable.

*modname*

The name of the module in which the abend occurred.

*module\_address*

The address of the module in which the abend occurred.

The most common reason an abend occurs in the SCI Message-In exit is because the destination member deregistered from SCI while the routine was sending data to the member. For these abends, no message is issued and no memory dump is taken because this is a timing problem and not an error.

If this message is issued, it means that an unexpected condition occurred. If a message was in the process of being sent when the abend occurred, the message is lost.

**System action:** When an abend occurs in the SCI Message-In exit, the Message-In exit recovery routine receives control from z/OS. The recovery routine analyzes the abend, gathers diagnostic data, and takes an appropriate recovery action.

**System programmer response:** Save a copy of the memory dump, and save or print a copy of the LOGREC records that pertain to this abend. Contact IBM Software Support.

**Module:** CSLSXMG0

---

**CSL4001A**    **RRS not active but RRS=Y specified -**  
              **Reply: RETRY, CONTINUE, or CANCEL**

**Explanation:** You started the CSL Open Database Manager (ODBM) with RRS=Y specified, or accepted as the default, but the RRS/MVS subsystem is not active.

**System action:** ODBM suspends initialization until the operator submits a response.

**Operator response:** The operator must submit one of the following responses to either continue, try again, or cancel ODBM initialization:

**CANCEL**

ODBM terminates initialization with CSL abend 0411-07.

**CONTINUE**

ODBM continues initializing. If the operator starts RRS/MVS later, ODBM automatically connects to RRS.

**RETRY** ODBM attempts to reconnect to RRS/MVS.

**Module:** CSLDRRS1

**Related information:**

 CSL ODBM abend 0411

---

**CSL4002I**    **ODBM Registration with RRMS/MVS**  
              **complete**

**Explanation:** The CSL Open Database Manager (ODBM) has completed registration with RRMS/MVS. ODBM can now participate in RRS controlled sync point processes as an RRMS resource manager.

**System action:** ODBM continues to run.

**Administrator response:** No action is required.

**Module:** CSLDRRS1

---

**CSL4003W**    **ODBM Disconnected from RRMS/MVS**  
              **due to RRS/MVS not available**

**Explanation:** The CSL Open Database Manager (ODBM) disconnected from RRMS/MVS because RRS/MVS terminated.

**System action:** When RRS/MVS is restarted, ODBM is notified by RRMS and automatically registered with RRMS again.

**Operator response:** Restart the RRS/MVS subsystem.

**Module:** CSLDRRS1

---

**CSL4004I**    **ODBM Connected to IMS datastore** *cccc*

**Explanation:** The CSL Open Database Manager (ODBM) successfully connected to the identified IMS data store.

In the message text:

*cccc*        Identifies the IMS ID of the IMS data store as registered with SCI and the IMSplex

**System action:** ODBM continues to run.

**Operator response:** No action is required.

**Module:** CSLDIN10, CSLDREG0

**CSL4005W ODBM Failed to connect to IMS data store** *cccc* **due to** *reason text*

**Explanation:** The CSL Open Database Manager (ODBM) was unable to connect to the identified IMS data store because of the reason shown in the message text.

In the message text:

*cccc* IMS ID of the IMS data store in the IMSplex.  
*reason text*

Reason that ODBM was unable to connect to the IMS data store:

- IMS is not RRS/MVS capable
- IMS is unavailable
- AIB rc=*xxxx*, AIB rsn=*yyyy*, AIB *errxt=zzzzzzzz*

These codes are the AIB return and reason codes that are set in the application interface block (AIB) during DL/I processing.

**System action:** If the message was issued from module CSLDIN10 during ODBM initialization, ODBM terminates with CSL abend 0010-4D8, unless the connection failure is due to the IMS data store not being enabled for RRS/MVS or not being active.

If the message was issued from module CSLDREG0 during ODBM online processing, ODBM continues with online processing.


**Operator response:** If the failure was because an IMS data store was unavailable, start IMS. ODBM automatically attempts to connect to the IMS data store.

If the failure was because IMS was not enabled for RRS/MVS, start IMS with the RRS=Y option specified.

Determine the problem by referring to the information about the AIB return and reason codes.

**Module:** CSLDIN10 or CSLDREG0

**Related reference:**

 AIB return and reason codes (Messages and Codes)

**Related information:**

 CSL ODBM abend 0010

**CSL4006W ODBM Failed to connect to IMS data store** *cccc* **due to** AIB rc=*xxxx*, AIB rsn=*yyyy*, **errxt=zzzzzzzz**

**Explanation:** The CSL Open Database Manager (ODBM) was unable to connect to the identified IMS data store because of the reason shown in the message text.

In the message text:

*cccc* IMS ID of the IMS data store in the IMSplex  
*reason text*

Reason that ODBM was unable to connect to the IMS data store. The reason can be any one of the following codes:

- *errxt* - more information
- *rc* - return code
- *rsn* - reason code


This message is returned to an OM API in a message along with command response for the command: UPD ODBM START(CONNECTION) DATASTORE().

**System action:** The UPD ODBM START(CONNECTION) DATASTORE() command fails for the data store specified in the message.

**Operator response:** Determine the meaning of the AIB return/reason codes by looking at the appropriate IMS documentation.

**Module:** CSLDU010

**Related reference:**

 AIB return and reason codes (Messages and Codes)

**CSL4007W ODBM Failed to disconnect to IMS data store** *cccc* **due to** AIB rc=*xxxx*, AIB rsn=*yyyy*, **errxt=zzzzzzzz**

**Explanation:** The CSL Open Database Manager (ODBM) was unable to disconnect to the identified IMS data store because of the reason shown in the message text.

In the message text:

*cccc* Identifies the IMS ID of the IMS data store in the IMSplex.

*reason text*

Identifies the reason that ODBM was unable to connect to the IMS data store. The reason can be any one of the following codes:

- *errxt* - more information
- *rc* - return code
- *rsn* - reason code


This message is returned to an OM API in a message along with command response for the command: UPD ODBM STOP(CONNECTION) DATASTORE().

**System action:** The UPD ODBM STOP(CONNECTION) DATASTORE() command fails for the data store specified in the CSL4006W message.

**Operator response:** Determine the meaning of the AIB return/reason codes by looking at the appropriate IMS documentation.

**Module:** CSLDU010

**Related reference:**

 AIB return and reason codes (Messages and Codes)

**Related information:**

“CSL4006W ” on page 97

**CSL4008E ODBM thread *nnnnnnnn* has been terminated during DL/I *ffff* call. Abend *sss/uuuu* has been detected.**

**Explanation:** The Open Database Manager (ODBM) thread recovery routine has detected an abnormal termination of the thread identified in the message. Recovery was attempted to clean up the thread.

In the message text:

*nnnnnnnn*

The thread ID. This identifier can be up to 32 characters.

*ffff*

The DL/I call function.

*sss*

The system abend.

*uuuu*

The user abend.

**System action:** ODBM processing continues.

**Operator response:** Use the abend codes to determine whether you can correct the problem. If you cannot resolve the problem, copy the SYSLOG, gather any memory dumps taken for the error, and call IBM Software Support.

**Module:** CSLDDBR00

**Related information:**

“CSL4006W ” on page 97

**CSL4009I ODBM Disconnected from IMS datastore *cccc***

**Explanation:** The CSL Open Database Manager (ODBM) successfully disconnected from the identified IMS data store.

In the message text:

*cccc*

Identifies the IMS ID of the IMS data store as registered with SCI and the IMSplex

**System action:** ODBM processing continues.

**Operator response:** No action is required.

**Module:** CSLDREG0

**CSL4100E A requested field is beyond the length of the data returned: FIELD OFFSET=*fldos* FIELD LENGTH=*fldln* DATA LENGTH=*dtaln***

**Explanation:** A client application program that is accessing an IMS database through ODBM specified an offset and length for a requested data field that together exceed the length of the data returned to ODBM by IMS on a DL/I call. A possible cause is that variable length segments are being used.

In the message text:

*fldos*

Offset of the requested data field, as specified by the client application program

*fldln*

Length of the requested data field, as specified by the client application program

*dtaln*

Actual length of the data that is returned to ODBM by IMS

**System action:** ODBM rejects the client request.

**Programmer response:** Verify that the client application has a correct view of the database by reviewing the database metadata that was generated by the IMS Enterprise Suite Explorer for Development or validated by IMS catalog and that it is not requesting data beyond the length of the database record.

**(DRDA programmer)** Verify that the client application has a correct view of the database and that it is not requesting data beyond the length of the database record.

**Module:** CSLDDBR00

**CSL4101E An ODBM DL/I call=*cccc* failed. AIBRETRN=*xxxxxxx* AIBREASN=*yyyyyyyyy* AIBERRXT=*zzzzzzzz* DLI PCB status=*cc*.**

**Explanation:** A DL/I call identified by *cccc* in the message text was issued by Open Database Manager (ODBM) on behalf of a client application request, but it failed. The return and reason codes are included in the message.

In the message text:

*cccc*

DL/I call that failed

*xxxxxxx*

AIB return code

*yyyyyyyyy*

AIB reason code

*zzzzzzzz*

AIB error code extension

*cc*


PCB status code

**System action:** ODBM rejects the request of the client application program.

**Programmer response:** To determine the cause of the error, refer to the codes in the AIB return and reason code documentation. Correct the problem and rerun.

**Module:** CSLDDBR00

**Related reference:**

 AIB return and reason codes (Messages and Codes)

**CSL4102E A continue query (CNTQRY) request was received but the corresponding open query (OPNQRY) request was not found.**

**Explanation:** Open Database Manager (ODBM) received a request to continue an open RETRIEVE

command, however it was unable to locate the corresponding retrieve. A possible cause is that an OPNQRY RETRIEVE command has not been issued.

**System action:** The client request is rejected by ODBM.

**Programmer response:** Verify that the client application issues the OPNQRY RETRIEVE request.

**Module:** CSLDBR00

**CSL4103E Update failed: update data exceeds length of the record. Data length=*dlen*, Data offset=*doffset*, Record length=*rlen***

**Explanation:** The CSL Open Database Manager (ODBM) received a request to update a database record, but from the offset specified by the client application program, the length of the data in the update request exceeds the total length of the database record as shown in the database metadata definition that the client application is using.

The length of the data in an update request might exceed the total length of the database record if:

- An offset for a segment in the update request was incorrectly specified
- The length of a segment in the update request was incorrectly specified

In the message text:

- dlen* The length in bytes of the segment or field in the update request that contains the data that extends beyond the length of the database record.
- doffset* The offset of the segment or field in the update request that contains the data that extends beyond the length of the database record.
- rlen* The total length of the database record segments as defined in the database metadata definition.

**System action:** The client request is rejected by ODBM.

**Programmer response:** Verify that the client application has a correct view of the database by reviewing the database metadata that was generated by the IMS Enterprise Suite Explorer for Development or validated by IMS catalog. Also verify that the application is not updating data beyond the length of the database record.

**(DRDA programmer)** Verify that the client application has a correct view of the database and that it is not updating data beyond the length of the database record.

**Module:** CSLDBR00

**CSL4104E No datastore or alias is available to process the request. Verify that at least one datastore and alias that can process the request is active.**

**Explanation:** Open Database Manager (ODBM) could not locate an active data store or alias to process the DL/I APSB call.

**System action:** The client request is rejected by ODBM.

**Programmer response:** Verify that the data store and alias is active.

**Module:** CSLDBR00

**CSL4105E The ODBM buffer pool is depleted. Recycle ODBM.**

**Explanation:** Open Database Manager (ODBM) was not able to obtain storage from its internal output buffer pool.

**System action:** The client request is rejected by ODBM.

**Programmer response:** Recycle ODBM.

**Module:** CSLDMO0

**CSL4106E ODBM is not registered with RRS. The global transaction request is rejected.**

**Explanation:** The Open Database Manager (ODBM) is not registered with z/OS Resource Recovery Services (RRS). Local transaction requests are permitted. Global transaction requests are rejected.

**System action:** The global transaction request is rejected by ODBM.

**Programmer response:** Restart ODBM with RRS=Y to register with RRS services.

**Module:** CSLDBR00

**CSL4107E ODBM was unable to perform a system function. Return code=*xxxxxxxx* Reason code=*yyyyyyyy*.**

**Explanation:** The Open Database Manager (ODBM) has encountered an internal system failure.

**System action:** The client request is rejected by ODBM.

**Programmer response:** To determine the cause of the error, check the return and reason codes.

See the CSLDMI return and reason code information for an explanation of the codes.

**Module:** CSLDBR00

**Related reference:**

CSLDMI: ODBM application program interface  
(System Programming APIs)

**CSL4108E** An ODBM request to RRS failed.  
ODBM service name=*odbm\_serv*. ODBM  
RRS service name=*odbm\_rrs\_service*  
RC=*rc*.

**Explanation:** A z/OS Resource Recovery Services (RRS) service request sent by Open Database Manager (ODBM) has failed.

In the message text:

*odbm\_serv* distributed data management (DDM) request  
sent by the client  
*odbm\_rrs\_service* RRS service request that failed  
*rc* RRS return code

**System action:** A negative response is returned to the client.

**Operator response:** Investigate the RRS failure and correct the problem.

**Module:** CSLDBR00

**CSL4109E** ODBM has detected a RRS system failure. A rollback has been performed. The PSB is deallocated and the thread is terminated. RRS return code=*xxxxxxxx*.

**Explanation:** Open Database Manager (ODBM) detected a z/OS Resource Recovery Services (RRS) system failure.

In the message text:

*xxxxxxxx*  
RRS return code

**System action:** The transaction is rolled back, the PSB is deallocated, and the thread is terminated.

**Administrator response:** Investigate the RRS failure. Restart RRS.

**Module:** CSLDBR00

**CSL4110E** An ODBM has detected an abnormal thread termination due to abend *ssss* | *uuuu*. A rollback has been performed. The PSB is deallocated and the thread is terminated.

**Explanation:** Open Database Manager (ODBM) detected an abnormal thread termination.

In the message text:

*ssss* A system abend code  
*uuuu* A user abend code

**System action:** The transaction is rolled back, the PSB is deallocated, and the thread is terminated.

**Administrator response:** Investigate the thread termination failure.

**Module:** CSLDBR00, CSLD1ENU

**CSL4111E** The syncpoint request resulted in a rollback because datastore *dddd* was terminated. The thread has been terminated.

**Explanation:** The client issued a sync point request that resulted in a rollback because the data store was terminated.

In the message text:

*dddd* The name of the data store

**System action:** ODBM terminates the thread after it has been completed a rollback.

**Programmer response:** Ensure that all other work is rolled back accordingly.

**Module:** CSLDBR00, CSLDBR10

**CSL4112E** A database request contains *text*

**Explanation:** A client application that is accessing an IMS database through ODBM has issued a request that contains an invalid combination of segment descriptors.

In the message text:

*text* This string can be:

- Both fixed (*fffffff*) and variable (*vvvvvvvv*) length descriptors.
- A fixed (*fffffff*) length descriptor and variable segment information (SEGMLIST)
- A variable segment information (SEGMLIST) but no variable length descriptor (*vvvvvvvv*)
- A variable segment information (SEGMLIST) with a segment count less than one (1)
- A segment request (*vvvvvvvv*) for a segment not described in the segment information (SEGMLIST)

These variables can be:

- *fffffff* = RTRVFLD or FLDENTRY
- *vvvvvvvv* = RTRVFLDREL or FLDENTRYREL

**System action:** ODBM rejects the client request.

**Programmer response:** Verify that the client application has a correct view of the database. Review the database metadata that was generated by the IMS Enterprise Suite Explorer for Development or validated by IMS catalog.

**(DRDA programmer )** Verify that the client application has a correct view of the database.

**Module:** CSLDRDA0

---

**CSL4115E**    **The request was rejected by the ODBM**  
*text*

**Explanation:** A client application request that is accessing an IMS database through ODBM was rejected by the user exit.

In the message text:  
*text*      This string can be either:

- Input user exit
- Output user exit

**System action:** ODBM rejects the client request.

**Operator response:** No action is required.

**Module:** CSLDBR00

---

## CSLM messages

Messages beginning with CSLM are issued by the TSO Single Point of Control (SPOC).

These messages include the following:

---

**CSLM001I**    **(C) Copyright IBM Corp. 2000. All rights reserved.**

**Explanation:** This message issues IBM's copyright statement.

**System action:** Processing continues.

**User response:** No action is required.

**Module:** DFSSPOC

---

However, the original command response is no longer available for viewing. Command responses are discarded when you log off of TSO SPOC or when you exit the DFSSPOC module and reply Erase Command Responses.

**System action:** Processing continues.

**User response:** If you want to re-issue the command, enter I in the line command area on the left margin of the DFSSPOC command status list.

**Module:** DFSSPOC

---

**CSLM005E**    **START or STOP fields are mutually exclusive with the SET fields.**

**Explanation:** You specified mutually exclusive parameters. SET field cannot be specified with START or STOP fields.

**System action:** The update is not performed.

**User response:** No action is required.

Remove text from the SET fields or remove text from the START or STOP fields. To continue, press Enter to update.

**Module:** DFSSPOC

---

**CSLM008I**    **The expanded command was not issued.**

**Explanation:** You entered the Expand Command panel but issued the Cancel command to exit instead of pressing the PF3 commit key. As a result, the Expand command was not issued.

**System action:** The command is not issued.

**User response:** When you use the Expand Command panel, exit it with the End key. Be sure that the Auto-save function is on in the editor session.

**Module:** DFSSPOC

---

**CSLM006I**    **No commands have been issued.**

**Explanation:** You press the ShowLog key; however, no commands have been issued and there are no commands to show.

**System action:** The command log is not shown.

**User response:** No action is required.

You can use the Showlog key later after a command has been issued.

**Module:** DFSSPOC

---

**CSLM009I**    **The return code from the editor is not recognized, return code= *editrc***

**Explanation:** TSO SPOC received an unrecognized return code from the ISPF editor after you exited the Expand Command panel. The Expand command was not issued.

**System action:** Processing continues.

**User response:** For information on the editor return codes, see the *OS/390 Interactive System Productivity Facility (ISPF): Services Guide*. Investigate and resolve the problem.

**Module:** DFSSPOC

---

**CSLM007I**    **The response has expired. The command response is not available.**

**Explanation:** You attempted to display the command response information in the command status panel.

**CSLM012I**    **The user preferences have not been set. Please set them now using the**



**Preferences panel from the Options list.**

**Explanation:** The user preferences in the Preferences panel must be set before commands can be issued, including specifying the IMSplex name. An IMSplex name consists of eight characters. The first three characters are automatically assigned the prefix of CSL. The last five characters are available for you to assign. For example: CSLxxxxx. When you assign the last five characters, do not use CSL again.

**System action:** Commands are accepted until the preferences are set.

**User response:**

1. From the menu, select **Options**, then **Preferences**. The Preferences panel displays.
2. Enter the appropriate values for the preferences, and then press Enter.

To leave the Preferences panel without making changes, press the Cancel (F12) key.

**Module:** DFSSPOC

**CSLM013I The information was written to the ISPF list file.**

**Explanation:** The command response information was written to the ISPF list file.

If you want, you can route the file to a printer when you exit ISPF. You can also use other utilities to print the contents of the file.

**System action:** Processing continues.

**User response:** No action is required.

**Module:** DFSSPOC

**CSLM014W There is a problem with the LIST file. The information was not written.**

**Explanation:** An error occurred when information was being written to the ISPF list file.

**System action:** The command response information was not written to the ISPF list file.

**User response:** The ISPF list files are named *your\_prefix*.SPFn.LIST. The *your\_prefix* variable identified the prefix you specified for the list files, and *n* is a number between zero and nine. Make sure the files are available and have space sufficient for the amount of data that will be saved to them.

**Module:** DFSSPOC

**CSLM015W A group name must be provided for a group definition.**

**Explanation:** An entry was added in the Group Definition panel; however, no group name was provided.

**System action:** A question mark is inserted as the group name.

**User response:** Specify a group name in the Group Definition panel. The group name uses normal PDS member name syntax.

**Module:** DFSSPOC

**CSLM016I Group *group* has been added.**

**Explanation:** The TSO SPOC successfully added the new group to the group definitions table.

**System action:** The new group was successfully added to the group definitions table.

**User response:** No action is required.

**Module:** DFSSPOC

**CSLM017I A group named *group* already exists.**

**Explanation:** The group name identified by *group* was added to the Group Definition panel in the **New Group** field; however, the name already exists in the group definitions table.

**System action:** The duplicate group name was added to the group definition table but a question mark was added as a prefix.

**User response:** Modify the duplicate group name so that it is a unique name and remove the question mark.

**Module:** DFSSPOC

**CSLM018I Group *group* has been deleted.**

**Explanation:** The group identified by *group* was successfully deleted from the group definitions table.

**System action:** The group was successfully deleted.

**User response:** No action is required.

**Module:** DFSSPOC

**CSLM019I Group *group* has been changed.**

**Explanation:** The TSO SPOC successfully processed the changes to the group definition identified by *group*.

**System action:** The changes were made to the group definitions table. The information is saved to the ISPTABL file when you press the Cancel key to escape the panel and return the TSO SPOC main panel.

**User response:** No action is required.

**Module:** DFSSPOC



---

**CSLM020I** Group *group* will now be used for default routing.

**Explanation:** The S option was specified in the action column of the TSO SPOC group definition panel. As a result, the group identified by *group* will be used for default routing.

**System action:** TSO SPOC will now use *group* as the default for routing TSO SPOC commands.

**User response:** No action is required.

**Module:** DFSSPOC

---

**CSLM021W** The command did not complete successfully. Use SHOWLOG to view results.

**Explanation:** The system issued a command on your behalf, but the command did not complete successfully.

**System action:** Processing continues.

**User response:** Use the PF key marked as SHOWLOG to view the command response.

**Module:** DFSSPOC

---

**CSLM022I** A resource name is required.

**Explanation:** You must supply a resource name before processing can continue.

**System action:** The system waits for you to enter a resource name.

**User response:** Enter a resource name and press Enter to continue, or press Cancel to return to the previous panel.

**Module:** DFSSPOC

---

**CSLM023I** The resource name is too long.

**Explanation:** The name you entered for the resource is too long. Resource names can only be eight characters long.

**System action:** The system waits for you to correct the resource name.

**User response:** Correct the resource name and press Enter to continue, or press Cancel to return to the previous panel.

**Module:** DFSSPOC

---

**CSLM024I** Valid input is Y (yes) or N (no).

**Explanation:** You entered an invalid value. The valid values are Y or N.

**System action:** The system waits for you to enter a valid value.

**User response:** Enter a correct value and press Enter

to continue, or press Cancel to return to the previous panel.

**Module:** DFSSPOC

---

**CSLM025I** Valid input is Excl, Brws, Read, or Upd

**Explanation:** You entered an invalid value. The correct values can be **excl**, **brws**, **read**, or **update**.

**System action:** The system waits for you to enter a valid input.

**User response:** Enter a correct value and press Enter to continue, or press Cancel to return to the previous panel.

**Module:** DFSSPOC

---

**CSLM026I** There is no information to save or print.

**Explanation:** You attempted to print information or use the **Save As** option, but there is currently no information on a command response to print or save.

**System action:** No information is printed or saved to the output file.

**User response:** Issue the command on which you would like information, and then use the **Save As** or **Print** option again.

**Module:** DFSSPOC

---

**CSLM027E** Program DFSSPOC cannot run outside of ISPF.

**Explanation:** The TSO SPOC program needs ISPF dialog services to process correctly. TSO SPOC must be invoked from within ISPF.

**System action:** The TSO SPOC was not started.

**User response:** Start ISPF and then issue the DFSSPOC command from an ISPF command line.

**Module:** DFSSPOC

---

**CSLM028I** Valid input is Y (yes).

**Explanation:** You entered an incorrect value. The only correct values are Y or blanks.

**System action:** The panel waits until you performs another action.

**User response:** Enter a correct value in the field and press Enter, or press Cancel to return to the previous panel.

**Module:** DFSSPOC

---

---

**CSLM029I Valid values are blank or \*.**

**Explanation:** You entered an incorrect value. The only correct values are \* or blanks.

**System action:** The panel waits until you performs another action.

**User response:** Enter a correct value in the field and press Enter, or press Cancel to return to the previous panel.

**Module:** DFSSPOC

---

**CSLM030I Valid input is E (exclusive) or N (not)**

**Explanation:** You entered an invalid value. You must enter an E or an N.

**System action:** The system waits for you to provide a valid input.

**User response:** Enter an E or an N and press Enter to continue, or press Cancel to return to the previous panel.

**Module:** DFSSPOC

---

**CSLM031I Valid input is 1, 2, 3, 4, or 5**

**Explanation:** You entered an invalid value. The valid entries are 1, 2, 3, 4, or 5.

**System action:** The system waits for you to provide a valid input.

**User response:** Enter a valid input and press Enter to continue, or press Cancel to return to the previous panel.

**Module:** DFSSPOC

---

**CSLM032I Valid input is 1 or 2**

**Explanation:** You entered an invalid value. The entry can be 1 or 2.

**System action:** The system waits for you to provide a valid input.

**User response:** Enter a valid input and press Enter to continue, or press Cancel to return to the previous panel.

**Module:** DFSSPOC

---

**CSLM033I The resource was not found.**

**Explanation:** You entered the name of a resource, but the resource could not be found.

**System action:** The system waits for you to provide the name of an existing resource.

**User response:** Ensure the resource name is spelled correctly and that the resource exists. Then press Enter

to continue, or press Cancel to return to the previous panel

**Module:** DFSSPOC

---

**CSLM034I The query type is not valid for descriptors.**

**Explanation:** You entered a query type that is not compatible with the resource type specified.

**System action:** The system waits for you to enter a valid query.

**User response:** Change the resource type or the query type field so they are compatible and press Enter to continue, or press Cancel to return to the previous panel.

**Module:** DFSSPOC

---

**CSLM035I You must change the resource name.**

**Explanation:** A CREATE action for that resource finished successfully. You cannot create another resource with the same name.

**System action:** The system waits for you to change the resource name.

**User response:** Change the name of the resource and press Enter to continue, or press Cancel to return to the previous panel.

**Module:** DFSSPOC

---

**CSLM036I Valid input is ON or OFF.**

**Explanation:** You specified an invalid value. The valid value is On or OFF.

**System action:** The system waits for you to enter a valid value.

**User response:** Enter On or OFF and press Enter to continue, or press Cancel to return to the previous panel.

**Module:** DFSSPOC

---

**CSLM040E There are no SYSIN records.**

**Explanation:** No records were found in the SYSIN file.

**System action:** The batch SPOC utility does not issue any commands and ends with return code 8.

**User response:** Add IMS operator commands to the SYSIN file, and submit the job again.

**Module:** CSLUSPOC

---

---

**CSLM047E** The parameter specified was not recognized.

**Explanation:** The parameter specified in the PARM=(...) text not recognized. The valid parameter is:

F=*option*, where *option* can be WRAP, BYCOL, or BYRSC

**System action:** Processing continues. The message is written to the SYSPRINT file.

**Programmer response:** Correct the parameter and run the job again.

**Module:** CSLULALE

---

**CSLM048I** Search for *string* was successful.

**Explanation:** The Find menu option or RFIND key found the text identified by *string*.

**System action:** The cursor is positioned on the search string that was found. The display might have scrolled to display the search string.

**User response:** No action is required.

**Module:** DFSSPOC

---

**CSLM049I** Text *string* not found. Press RFIND key to continue from the top.

**Explanation:** The text indicated by *string* was not found in the command response log.

**System action:** The search string was not found.

**User response:** Press the RFIND key (F5) to search from the top of the command response log.

**Module:** DFSSPOC

---

**CSLM050I** The command was issued, see Command Status for results.

**Explanation:** The command you just entered was issued. Your preferences indicated that TSO SPOC should not wait for a response. The response information is available only from the Command Status panel.

**System action:** Processing continues.

**User response:** Use the action bar to switch to the Command Status panel. When the command completes, type the selection character (/) and press Enter to display the command response log.

**Module:** DFSSPOC

---

**CSLM051I** The command has been deleted.

**Explanation:** The entry in the command status table was deleted at your request.

**System action:** The command was deleted and is no

longer in the command status table.

**User response:** No action is required.

**Module:** DFSSPOC

---

**CSLM052W** Unrecognized line command.

**Explanation:** The line command that was just entered in the Action column of the command status display is not a supported line command.

**System action:** The invalid line command was removed from the display. If no other line commands were issued, the cursor remains on the same line.

**User response:** For a list of valid line commands, place the cursor in the Action column and press F1.

**Module:** DFSSPOC

---

**CSLM053E** DFSSPOC severe error - getmain failed.

**Explanation:** TSO SPOC needed virtual storage and could not get it.

**System action:** Processing continues.

**User response:** Ensure that the region size specified at logon is adequate for the commands issued and for the other applications that are active in your TSO user address space. If possible, specify a larger region size.

**Module:** DFSSPOC

---

**CSLM054E** The last line contained a continuation character, but no continuation line was found.

**Explanation:** The last line of the SYSIN file contains a continuation character. However, the expected continuation line was not found.

**System action:** The batch SPOC utility does not issue any commands and ends with return code 8.

**User response:** Add a line to complete the command or remove the continuation character from the last line of the SYSIN file.

**Module:** CSLUSPOCs

---

**CSLM055I** Data sorted by *column\_name* in ascending order

**Explanation:** The user asked to sort the data by the column name indicated by *column\_name*. The default for the sort is to present the data in ascending order. If you requested descending order, the message text indicates "descending" instead. The sort can be initiated by using the action bar or by positioning the cursor on the column heading and pressing Enter.

**System action:** The list displays in the desired sort order.

**User response:** No action is required.

Module: DFSSPOC

---

**CSLM056I The command selected has not yet completed.**

**Explanation:** You typed a selection character (/) in the command status panel, but the command response is not available yet because the command has not completed.

**System action:** No action is performed.

**User response:** Wait until the command completes. The status list will be refreshed when you press the Enter key. After the Status column indicates Complete, the command response can be selected again.

Module: DFSSPOC

---

**CSLM057I Find canceled by the cancel command.**

**Explanation:** The Find panel displayed but instead of pressing the Enter key to process, you pressed the Cancel key.

**System action:** Any data typed in the Find panel was discarded. The command response log is not searched.

**User response:** If you wanted to run a text search, bring up the Find panel again. Enter the search string and press the Enter key.

Module: DFSSPOC

---

**CSLM058W The WAIT parameter has invalid syntax.**

**Explanation:** The WAIT field does not contain the correct syntax format.

**System action:** The command was rejected.

**User response:** Change the WAIT field to the correct format. The format is either SSSS (seconds) or MMM:SS (minutes: seconds).

Module: DFSSPOC

---

**CSLM059I You must type '/' to confirm the removal of the group.**

**Explanation:** When a group is deleted from the TSO SPOC Group Definition panel and the group name is listed in the default route list, you must confirm the removal of the group from the route list by entering a forward slash (/).

**System action:** No action is performed until the removal is confirmed or until you Cancel the removal by pressing the F12 key.

**User response:** To confirm removal of the group from the default route list, enter the forward slash (/) and press Enter.

Module: DFSSPOC

---

**CSLM060I Removal of the group was canceled by CANCEL command.**

**Explanation:** The removal of the group from the default route list was not confirmed. The Cancel key was pressed instead.

**System action:** The group name remains in the default route list.

**User response:** If the Cancel key was pressed by mistake, you must reissue the D command in the Act field.

Module: DFSSPOC

---

**CSLM061E The record format for SYSIN is not supported.**

**Explanation:** The SPOC utility could not process the SYSIN file because of a problem in the record format. Only RECFM types of F, FB, V, or VB are supported.

**System action:** The batch SPOC utility does not issue any commands and ends with return code 8.

**User response:** Change the data set attributes of the SYSIN file to have a supported RECFM type and submit the job again.

Module: CSLUSPOC

---

**CSLM062I The changes to the group were canceled by CANCEL command.**

**Explanation:** You were prompted to correct a problem that was found when a group definition was changed, and you canceled the change.

**System action:** The prior definition of the group is restored.

**User response:** No action is required.

Module: DFSSPOC

---

**CSLM063I The information was saved to svadsn.**

**Explanation:** The response from the type-1 or type-2 command was saved to the data set you specified, indicated by *svadsn*.

**System action:** The command response data is saved to *svadsn*.

**User response:** No action is required.

Module: DFSSPOC

---

**CSLM064W There is a problem with the SAVE file. The information was not saved.**

**Explanation:** A problem occurred when the command response information was being saved.

**System action:** The information is not saved to the Save file.

**User response:** Ensure that the data set you specified exists and that it has appropriate attributes. The data set should be a partitioned data set or a sequential data set with the record format of FB or VB. The record length should be 120 characters. Ensure that the data set is large enough to hold the number of records that will be written.

**Module:** DFSSPOC

---

**CSLM065I** A shortcut command name must be provided for a shortcut command definition.

**Explanation:** You created a shortcut in the TSO SPOC Command Shortcuts panel, but you did not specify a command name.

**System action:** The shortcut is added to the list with a name of ? .

**User response:** Modify the command name to create a unique name in the shortcuts table. Remove the entry with the question mark by using the D line command in the Action column and pressing Enter.

**Module:** DFSSPOC

---

**CSLM066I** Shortcut command *text* has been added.

**Explanation:** The command indicated by *text* was added to the TSO SPOC command shortcuts table.

**System action:** The new entry is added to the table in alphabetical sequence. The New Entry line continues to display. The new entry might not be visible if there are already several command shortcuts defined.

**User response:** No action is required.

**Module:** DFSSPOC

---

**CSLM067I** A shortcut command named *text* already exists.

**Explanation:** You created a shortcut command in the TSO SPOC Command Shortcuts panel, but the command name already exists in the shortcut table.

**System action:** The shortcut name is added to the shortcut table list with a question mark prefix, (?).

**User response:** Modify the command name to create a unique name in the shortcuts table. Remove the entry with the question mark by using the D line command in the Action column, and press Enter.

**Module:** DFSSPOC

---

**CSLM068I** Shortcut command *shrtcnd* has been deleted.

**Explanation:** The command shortcut identified by *shrtcnd* was successfully deleted from the shortcut definitions table.

**System action:** The shortcut command is deleted.

**User response:** No action is required.

**Module:** DFSSPOC

---

**CSLM069I** Shortcut command *shrtcnd* has been changed.

**Explanation:** TSO SPOC successfully processed the changes to the command shortcut identified by *shrtcnd*.

**System action:** The changes are made to the table used by the Command Shortcut panel. The information is saved to the ISPTABL file when you press the Cancel key to return the TSO SPOC main panel.

**User response:** No action is required.

**Module:** DFSSPOC

---

**CSLM070I** The member name was not specified.

**Explanation:** You specified the name of a partitioned data set, but you did not specify a member name.

**System action:** No action is taken.

**User response:** Either specify a member name, or change the name of the data set to a sequential data set.

**Module:** DFSSPOC

---

**CSLM071W** *savedsn* has an unsupported record format.

**Explanation:** The data set you specified in the Save As options panel does not have a supported record format. Only FB and VB data sets are supported.

**System action:** The data is not saved.

**User response:** Use a different data set for the Save As data set, or redefine this data set with FB or VB.

**Module:** DFSSPOC

---

**CSLM072W** *savedsn* has an unsupported dataset type: *sysdsorg*.

**Explanation:** The data set you specified for *savedsn* in the Save As options panel does not have a supported data set organization. Only sequential or partitioned data sets are supported.

**System action:** The data set is not saved.

**User response:** Use a different data set in the Save As options panel, or redefine this with either a partitioned or sequential data set organization.

**Module:** DFSSPOC

---

CSLM073W *sysmsglvl2*

**Explanation:** The LISTDSI built-in function of the TSO REXX processor returned a nonzero return code. This message contains the problem description returned by LISTDSI in REXX variable, *sysmsglvl2*.

**System action:** The command response is not saved.

**User response:** Refer to the *TSO/E REXX/MVS Reference* (SC28-1883) for information regarding this message.

**Module:** DFSSPOC

---

CSLM074I **Template name not found.**

**Explanation:** A template with the name that you specified could not be found.

**System action:** The system waits for you to enter a valid template name.

**User response:** Change the template name and press Enter to continue, or press Cancel to return to the previous panel.

**Module:** DFSSPOC

---

CSLM077I **The command entered is too long: *n* characters.**

**Explanation:** The command you entered is too long. Commands issued by the TSO SPOC Expand command dialog can only be 32 760 bytes.

**System action:** The command is not issued.

**User response:** Make sure the command is coded correctly. If a longer command is needed, issue the command from the batch SPOC utility.

**Module:** DFSSPOC

---

CSLM078I **The command entered, with the added shortcut, is too long.**

**Explanation:** The command you entered is too long. The command was expanded with the full text of the shortcut you specified.

**System action:** The command is not issued.

**User response:** Alter the command to make it shorter, or turn off the use of shortcuts from the TSO SPOC preferences panel.

**Module:** DFSSPOC

---

CSLM079I *class resource action* **successfully**

**Explanation:** The previous function completed successfully. *class* and *resource* identify the resource. *action* identifies the function that was performed.

**System action:** The system waits for you next action.

---

**User response:** Continue with another command or exit the TSO SPOC.

**Module:** DFSSPOC

---

CSLM080I **NO IMSPLEX DATA FOUND FOR THIS COMMAND**

**Explanation:** You requested the **Print All** function, but this command response does not contain IMSplex information.

**System action:** Only the type-1 IMS command output is added to the ISPF list file.

**User response:** No action is required.

**Module:** DFSSPOC

---

| CSLM081W **Dynamic resource management is not enabled.**

| **Explanation:** The required dynamic resource management is not enabled.

| **System action:** The TSO SPOC panels wait for other user inputs.

| **Output destination:** The TSO SPOC panels.

| **User response:** Enable the Dynamic Resource Definition (DRD) before using the TSO SPOC Manage Resources application.

| **Module:** CSLULCD2, CSLULCP2, CSLULCR2, CSLULCT2, CSLULKDM, CSLULQP2, CSLULUP2, CSLULUT2

---

CSLM082I **Valid input is a forward slash '/'**

**Explanation:** You entered a character other than a forward slash (/).

**System action:** The system waits for the value to be changed.

**User response:** Change the field to have a valid value and press Enter to continue, or press Cancel to return to the previous panel.

**Module:** DFSSPOC

---

CSLM083I **Valid input is 1.**

**Explanation:** You entered an invalid input.

**System action:** The system waits for you to change the input value.

**User response:** Enter a valid value and press Enter to continue, or press Cancel to return to the previous panel

**Module:** DFSSPOC

---

---

**CSLM084I** Valid input is 1, 2, or 3

**Explanation:** You entered an invalid input. Valid values are 1, 2, or 3.

**System action:** The system waits for you to change the input value.

**User response:** Enter a valid value and press Enter to continue, or press Cancel to return to the previous panel.

**Module:** DFSSPOC

---

**CSLM085I** Valid input is Access, Schd, or Updates

**Explanation:** You entered an invalid input. Valid values are Access, Schd, or Updates.

**System action:** The system waits for you to change the input value.

**User response:** Enter a valid value and press Enter to continue, or press Cancel to return to the previous panel.

**Module:** DFSSPOC

---

**CSLM086I** Valid input is ALL or ACTIVE

**Explanation:** You entered an invalid input. Valid values are ALL and ACTIVE.

**System action:** The system waits for you to change the input value.

**User response:** Enter a valid value and press Enter to continue, or press Cancel to return to the previous panel.

**Module:** DFSSPOC

---

**CSLM087I** You must only select either START or STOP, but not both.

**Explanation:** You selected both START and STOP; you can only select one.

**System action:** The system waits for you to change the value

**User response:** Select either START or STOP and press Enter to continue, or press Cancel to return to the previous panel.

**Module:** DFSSPOC

---

**CSLM088I** This option is mutually exclusive with another option.

**Explanation:** You have entered two mutually exclusive options.

**System action:** The system waits for you to change one of the values.

**User response:** Deselect the option that is indicated by

the cursor, or remove the selection character from the mutually exclusive option. For example, You cannot specify OPEN and NOOPEN at the same time. Press Enter to continue, or press Cancel to return to the previous panel.

**Module:** DFSSPOC

---

**CSLM089I** This option is invalid.

**Explanation:** You entered an invalid option.

**System action:** The system waits for the value to be changed.

**User response:** Ensure that you have entered valid options in the OPTION field. Consult the IMS commands documentation to determine which parameters can be specified in the OPTION field. Change the field to have a valid value and press Enter to continue, or press Cancel to return to the previous panel

**Module:** DFSSPOC

---

**CSLM090E** Required IMSPLEX name was not supplied.

**Explanation:** You did not supply the name of the IMSplex. The IMSplex name is required.

**System action:** The batch SPOC job ends with return code 8.

**User response:** Provide the IMSplex name in the JCL and submit the job again.

**Module:** CSLUSPOC

---

**CSLM091E** Failed registration to IMSPLEX

**Explanation:** The batch SPOC could not register with the IMSplex.

**System action:** The batch SPOC job ends with return code 8.

**User response:** Ensure that you have specified the IMSplex name correctly. Also, make sure the SCI address space for that IMSplex has been started.

**Module:** CSLUSPOC

---

**CSLM092E** Length of IMSPLEX name is invalid

**Explanation:** The name of the IMSplex that you specified was too long. The names of IMSplexes can be 1 to 5 characters long. Do not specify the CSL prefix as part of the name.

**System action:** The batch SPOC job ends with return code 8.

**User response:** Ensure that you have specified the IMSplex name correctly. Fix the IMSplex name and submit the job again.

## CSLM093W • CSLM101I

**Module:** CSLUSPOC

---

### CSLM093W Wait time is invalid.

**Explanation:** The format of the wait time that you specified is not valid.

**System action:** The job continues with the default wait interval.

**User response:** Change the wait time as needed

**Module:** CSLUSPOC

---

### CSLM094I No output information to print.

**Explanation:** The command that you entered returned no information.

**System action:** Processing continues.

**User response:** Verify that the command was specified correctly.

**Module:** CSLUSPOC

---

### CSLM095I Resource name must start with an alphabetic character.

**Explanation:** The resource name that you specified was not correct. The first character must be a letter.

**System action:** The system waits for you to change the value.

**User response:** Enter a valid resource name and press Enter to continue, or press Cancel to return to the previous panel.

**Module:** DFSSPOC

---

### CSLM096I Resource name contains invalid character.

**Explanation:** The resource name that you specified contained invalid characters.

**System action:** The system waits for you to change the value.

**User response:** Enter a valid resource name and press Enter to continue, or press Cancel to return to the previous panel.

**Module:** DFSSPOC

---

### CSLM097I Resource name can not match with reserved name.

**Explanation:** The resource name you entered is the same as a reserved name.

**System action:** The system waits for you to change the resource name.

**User response:** Enter a valid name for the resource

and press Enter to continue, or press Cancel to return to the previous panel.

**Module:** DFSSPOC

---

### CSLM098I The resource name is duplicated.

**Explanation:** The list of resources that you supplied contains at least two resources with the same name.

**System action:** The system waits for you to change the list of resources.

**User response:** Correct the list of resources and press Enter to continue, or press Cancel to return to the previous panel.

**Module:** DFSSPOC

---

### CSLM099I Valid input is Access

**Explanation:** The input you entered is invalid.

**System action:** The system waits for you to enter valid input.

**User response:** Enter a valid input and press Enter to continue, or press Cancel to return to the previous panel.

**Module:** DFSSPOC

---

### CSLM100I Invalid character in name field.

**Explanation:** You have entered an invalid character in the name field for the resource type. Various resources have different naming requirements.

**System action:** The TSO SPOC does not issue the command and waits for you to correct the problem and press Enter again.

**User response:** Remove the invalid character and press Enter. Position the cursor on the name field and press the help key to see help information.

**Module:** DFSSPOC

---

### CSLM101I Enter a numeric value between *min* and *max*.

**Explanation:** The number you entered is outside the required range.

**System action:** The TSO SPOC does not issue the command and waits for you to correct the problem and press Enter again.

**User response:** Change the value to a number in the indicated range and press the Enter key to continue.

**Module:** DFSSPOC

---



---

**CSLM130I Unable to connect to the log stream**

**Explanation:** The OM audit trail viewer is not able to connect to the log data stream.

**System action:** Program continues processing.


**User response:** Verify that the log stream data set name is correct and specified in uppercase. If the data set name is correct, search the system log for IXG messages. For example, message IXG513I indicates a log stream data loss:

```
IXG513I  LOGGR SUBSYSTEM (LOGR) EXIT ENCOUNTERED POSSIBLE  
LOSS OF DATA DD=SYSUT1 LOGSTREAM=IMS.OM.PLEX1.LOG  
EXIT=IXGSEXT SERVICE=IXGCCNN RSNCODE=00000407
```

For more information about IXG reason codes and corrective actions, see the *z/OS MVS System Message* manuals.

**Module:** CSLUSPOC

**Related reference:**

 z/OS: IXG messages

---

**CSLM136W The response was not displayed because the record was truncated.**

**Explanation:** The output was truncated in the z/OS System Logger. The command response output was greater than either 32,760 bytes or the z/OS System Logger maximum buffer size.

**System action:** The response cannot be processed. The information is not written to the SYSPRINT file nor displayed.

**User response:** Issue the command with more specific keywords or parameters so that the length of the response is less than 32,760 bytes. Set the z/OS System Logger maximum buffer size to a minimum of 32,760. Use the CSLOERA3 format and print exit to dump partial record.

**Module:** CSLULALE

---

**CSLM139E The format option specified is not supported.**

**Explanation:** The parameter specified with the F= keyword was not recognized.

**System action:** For batch SPOC (module CSLUSPOC),

the job does not run. The job ends with return code 8.

**Programmer response:** Specify a format option of WRAP, BYCOL, or BYRSC, and run the job again.

**Module:** CSLUSPOC, CSLULALE

---

**CSLM140E BATCHSPOC GETMAIN failed.**

**Explanation:** A GETMAIN request failed while running Batch SPOC utility.

**System action:** The utility terminates and this message is issued.

**User response:** Determine the cause of the error and rerun the utility.

**Module:** CSLULRD2

---

**CSLM141E You entered an invalid value for TYPE.**

**Explanation:** The value that you entered in the TYPE field is invalid. To see what values for TYPE are valid, view the Help (PF1) for the TYPE field.

**System action:** The system waits for the value to be changed.

**User response:** Enter a valid value in the TYPE field and press Enter.

**Module:** DFSSPOC

---

**CSLM142E The batch SPOC utility not have enough storage for command response.**

**Explanation:** The batch SPOC utility needed virtual storage to print the command responses and could not get it.

**System action:** IMS has processed the command, however, the batch SPOC utility can not print any command responses and ends with return code 12.

**System programmer response:** Ensure that the region size specified by the **REGION** parameter on the job statement, (refer to z/OS MVS JCL Reference), is adequate for the command response printout. If possible, specify a larger region size and rerun the utility.

**Module:** CSLUSPOC

---

## CSLN messages

Messages beginning with CSLN are issued from an IBM single point of control application.

These messages are issued from a single point of control application in response to situations in the Operations or the Common Service Layer (CSL). These messages include the following:

---

**CSLN002W The IMS SCI is not available.**

**Explanation:** The Structured Call Interface (SCI) is not active for the IMSplex specified as the default or the

IMSplex you specified to override the default.

**System action:** The command is rejected.

**User response:** Make sure that the SCI address space for the specified IMSplex has been started. Ensure that other IMSplex members have been started.

**Module:** DFSSPOC

**CSLN004W You are not authorized to use the IMS SPOC with this IMSplex.**

**Explanation:** The RACF profiles indicate that the TSO user ID is not authorized to register with this SCI.

**System action:** The command is rejected.

**User response:** Make sure the name of the IMSplex is typed correctly.

**Programmer response:** You are attempting to access an IMSplex (*CSL.imsplex\_name* in the Facility class) with a TSO user ID that is not authorized. The user ID must have at least update authority. Contact your security administrator to have the RACF profile for this user ID created or modified.

**Module:** DFSSPOC

**CSLN005W The command issued was rejected. return code=*rc* reason=*reason***

**Explanation:** The command that was issued through SPOC was rejected by the processor for an unknown reason, indicated by an *rc* of X'02000008'.

**System action:** The command was rejected.

**Programmer response:** See the CSLOMCMDCMD return and reason codes information for an appropriate response. For a list of these return and reason codes, see the information about the CSLOMCMDCMD command request.

**Module:** DFSSPOC

**Related reference:**

 CSLOMCMDCMD: command request (System Programming APIs)

**CSLN011W The command entered has more than one filter specified.**

**Explanation:** This message is issued if you enter mutually exclusive filters (keywords) in the command. For example, this message would be issued if TYPE and STATUS are both specified on a QUERY IMSPLEX command.

**System action:** The command that was just entered was rejected.

**User response:** Make sure that the command syntax is correct.

**Module:** DFSSPOC

**CSLN022I There are no active clients in the route list.**


**Explanation:** The command was not routed to any clients because none of the clients in the route list are active in the IMSplex.

**System action:** The command was not routed to any client because none of the clients in the route list are active in the IMSplex.

**User response:** See the CSLOMCMDCMD return and reason codes information for an appropriate response. For a list of these return and reason codes, see the information about the CSLOMCMDCMD command request.

**Module:** DFSSPOC

**Related reference:**

 CSLOMCMDCMD: command request (System Programming APIs)

**CSLN023I At least one request was successful.**


**Explanation:** A command was routed to multiple clients. At least one client was able to process the request successfully and return either command response data or a response message.

**System action:** If the type-2 command response is available, it is returned to you. If the response is not available, the command response is displayed in the SPOC log display.

**User response:** See the CSLOMCMDCMD return and reason codes information for an appropriate response. For a list of these return and reason codes, see the information about the CSLOMCMDCMD command request. You might need to switch to the LOG display to see the completion codes.

**Module:** DFSSPOC

**Related reference:**

 CSLOMCMDCMD: command request (System Programming APIs)

**CSLN024I No requests were successful.**

**Explanation:** The entries were processed but no information was returned. The command you just issued was routed to multiple clients but none of the clients were able to process the request successfully.

**System action:** The command returned no response data or response messages from any client.

**User response:** For additional information, refer to the completion codes for the request in the log panel.

**Module:** DFSSPOC

---

**CSLN028E** An internal error was detected. return code=*omrcx* reason=*omreax*


**Explanation:** An error occurred. The return code *omrcx* and the reason code *omreax* identify the problem.

**System action:** Processing continues.

**User response:** See the CSLOMCMD return and reason codes information for an appropriate response. For a list of these return and reason codes, see the information about the CSLOMCMD command request.

**Module:** DFSSPOC

**Related reference:**

 CSLOMCMD: command request (System Programming APIs)

---

**CSLN029W** The command contains an invalid primary keyword or no client registered for the keyword.

**Explanation:** The primary keyword on the command you just entered is invalid. The keyword itself might be invalid or the client for the keyword might not be registered.

**System action:** The command is rejected.

**User response:** Make sure that the command syntax is correct. If the syntax is correct, issue the QUERY IMSPLEX command to determine if the client is available. If the client is not available, contact your system administrator.

**Module:** DFSSPOC

---

**CSLN030W** The command timed out.

**Explanation:** The command timed out before all of the command response information could be collected. One or more clients might not be responding or a client might have needed more time to process the command.

If your preferences are set to wait for command response information, the command that timed out is the last command you entered. If your preferences are set to continue processing, check the command status table to determine which command timed out.

**System action:** All command response information that was collected prior to the time-out is returned.

**User response:** If a wait interval was specified in the Preferences panel, ensure it is long enough to allow for the command to process.

If an interval was not specified, the interval defaults to five minutes. Specify an interval longer than five minutes to give the command time to process.

**Module:** DFSSPOC

---

**CSLN031W** The input exit rejected your command.

**Explanation:** The INPUT exit rejected the command that you just entered.

**System action:** The command was rejected.

**User response:** The INPUT exit was written by one of your programmers. Consult with your IMS programmer to determine why the INPUT exit rejected the command.

**Module:** DFSSPOC

---

**CSLN034W** The command entered contains an invalid keyword.

**Explanation:** The command you just entered contains an invalid keyword.

**System action:** The command was rejected.

**User response:** Make sure the command syntax is correct.

**Module:** DFSSPOC

---

**CSLN035W** The command entered contains an unknown positional parameter.

**Explanation:** BPE detected an unknown positional parameter in the command that was just entered.

**System action:** The command is rejected.

**User response:** Make sure that the command syntax is correct.

**Module:** DFSSPOC

---

**CSLN036W** The command entered contains an invalid keyword sublist.

**Explanation:** A keyword was specified with an equal sign, keyword=, but the keyword is defined with a sublist of values, keyword(). You must use parentheses to specify a sublist of values.

**System action:** The command was rejected.

**User response:** Make sure that the command syntax is correct.

**Module:** DFSSPOC

---

**CSLN037W** The command entered contains an incomplete keyword parameter.

**Explanation:** An incomplete keyword or keyword parameter was specified in the command that was just entered.

**System action:** The command was rejected.

**User response:** Make sure that the command syntax is correct.

**Module:** DFSSPOC

---

**CSLN038W** The command entered is missing a required parameter.

**Explanation:**

A required parameter is missing from the command that was just entered.

**System action:** The command was rejected.

**User response:** Make sure that the command syntax is correct.

**Module:** DFSSPOC

---

**CSLN039W** The command entered contains an invalid keyword parameter value.

**Explanation:** You specified an invalid parameter for a keyword in the command that you just entered.

**System action:** The command was rejected.

**User response:** Make sure that the command syntax is correct.

**Module:** DFSSPOC

---

**CSLN040W** The command entered contains duplicate keywords.

**Explanation:** You specified a duplicate keyword in the command that you just entered.

**System action:** The command was rejected.

**User response:** Make sure that the command syntax is correct.

**Module:** DFSSPOC

---

**CSLN041W** The command entered has an invalid syntax.

**Explanation:** The command that you just entered contains invalid syntax. Text containing the syntax error is returned in the message section of the command response log.

**System action:** The command was rejected.

**User response:** Make sure that the command syntax is correct.

**Module:** DFSSPOC

---

**CSLN042W** The command processing client required to process this command is not ready.

**Explanation:** The command that you just entered could not be processed by the command processor indicated in messages section of the command response log. The command processor was not ready to process commands.

**System action:** The command was rejected.

**User response:** Reissue the command after the

command processor is ready.

**Module:** DFSSPOC

---

**CSLN043W** The command processing client required to process this command is not registered.

**Explanation:** The command that you just entered could not be processed by the command processor indicated in the message section of the command response log. The command processor is not registered to process this command.

**System action:** The command is rejected.

**User response:** Make sure that the entry in the **Route** field is correct and that the correct command was issued.

**Module:** DFSSPOC

---

**CSLN044W** The system required to process this command is not active in this IMSPLEX.

**Explanation:** The command that you just entered could not be processed by the command processor indicated in the Member section of the command response log. The command processor is not active in the IMSplex.

**System action:** The command was rejected.

**User response:** Make sure that the entry in the **Route** field is correct and that the command processor is active.

**Module:** DFSSPOC

---

**CSLN045E** Your userid is not authorized to issue this command.

**Explanation:** The command that you just entered could not be processed. The TSO user ID that you used to issue the command is not authorized. Examine the log information to determine why the client is not authorized.

**System action:** The command was rejected.

**User response:** You might need to consult with your security administrator to create or modify the RACF profiles. The profiles that control IMS commands are in the OPERCMDS class.

**Module:** DFSSPOC

---

**CSLN046W** The command entered contains an invalid verb or no client registered for the verb.

**Explanation:** The command that you just entered is invalid. The command itself might be invalid, or the client for the command might not be registered currently.

**System action:** The command was rejected.

**User response:** Make sure that the command syntax is correct. Issue a QUERY IMSPLEX command to determine if the client is available. If the client is not available, contact your system administrator.

**Module:** DFSSPOC

**CSLN050E Command not supported with currently running OM version.**

**Explanation:** The command that you issued is not supported with the version of Operations Manager (OM) that is currently running.

**System action:** The command is rejected.

**User response:** Upgrade to the appropriate version of OM that can process this command.

**Module:** DFSSPOC

**CSLN054I No clients returned return code 0. Check return code(s)**

**Explanation:** The command was routed to multiple clients. None of the clients that processed the command returned a return code 0 and reason code 0 to the Operations Manager. CSLOMCMDC command request return and reason codes help to identify the problem.

**System action:** At least one command client returned either command response data or a response message.

**User response:** Examine the TSO SPOC log display to determine the return and reason codes from each command processor. The log might also contain additional messages that identify the problem.

See the CSLOMCMDC return and reason codes information for an appropriate response. For a list of these return and reason codes, see the information about the CSLOMCMDC command request.

**Module:** DFSSPOC

**Related reference:**

 CSLOMCMDC: command request (System Programming APIs)

**CSLN055I THE COMMAND COMPLETED WITH WARNING(S) CHECK RETURN CODE(S)**

**Explanation:** The command was routed to multiple clients. Not all the clients that processed the command returned a return code 0 and reason code 0 to the Operations Manager. In addition, at least one client member returned return code 4.

For a list of these return and reason codes, see the information about the CSLOMCMDC command request.

**System action:** At least one command client returned either command response data or a response message.

**User response:** Examine the TSO SPOC log display to determine the return and reason codes from each command processor. The log might also contain additional messages that identify the problem.

**Module:** DFSSPOC

**Related reference:**

 CSLOMCMDC: command request (System Programming APIs)

**CSLN061W The Operations Manager is not available.**

**Explanation:** Operations manager (OM) is not available and CSLSCRQS issued an X'010000010' return code and X'0000400C' reason code.


**System action:** The command was rejected.


**User response:** Determine the reason that OM was not active, then contact your system administrator to have OM restarted.

Also, check the information about CSLSCRQS and CSLSCMSG service and return codes.

**Module:** DFSSPOC

**Related reference:**

 CSLSCRQS: send request (System Programming APIs)

 CSLSCMSG: send message request (System Programming APIs)

**CSLN070W User Id cannot be greater than 8 characters**

**Explanation:** The user ID entered contains more than eight characters.

**System action:** User login rejected.

**User response:** Make sure a valid user ID is entered.

**CSLN071W Password cannot be greater than 8 characters**

**Explanation:** The password that you entered contained more than eight characters.

**System action:** User login rejected.

**User response:** Make sure a valid password is entered.

**CSLN072W You must enter a User Id**

**Explanation:** User ID was not provided on the Login dialog.

**System action:** User login rejected.

**User response:** Make sure a valid user ID is entered.

---

**CSLN073W You must enter a Password**

**Explanation:** You did not provide a password on the Login dialog.

**System action:** User login rejected.

**User response:** Make sure a valid password is entered.

---

**CSLN074E Invalid client data returned**

**Explanation:** During login processing, the IMSplex attempted to return data about IMSplex members. This data was corrupted when received.

**System action:** None.

**User response:** Try to login again. If the error continues, contact the IBM Support Center for help.

---

**CSLN075E Invalid syntax data returned**

**Explanation:** During login processing, the IMSplex attempted to return data about available commands. This data was corrupted when received.

**System action:** None.

**User response:** Try to login again. If the error continues, contact the IBM Support Center for help.

---

**CSLN076E This group has no assigned members**

**Explanation:** No members were assigned to the group folder from which you launched the wizard.

**System action:** None.

**User response:** Change the group folder and select at least one member.

---

**CSLN077E The IMSplex system name that you are adding already exists**

**Explanation:** You tried to add or define a duplicate IMSplex system using the Add System dialog. System (IMSplex) names must be unique.

**System action:** None.

**User response:** Choose a different IMSplex name.

---

**CSLN078E A group with this name already exists**

**Explanation:** You tried to add or define a duplicate group using the Add Groups dialog. The names of groups must be unique.

**System action:** None.

**User response:** Choose a different group name to be added.

---

---

**CSLN079E You entered a folder name that is reserved**

**Explanation:** You tried to define a group name, but the name you specified is reserved.

**System action:** None.

**User response:** Choose a different group name.

---

**CSLN080E Please make a selection from page(s) *pagename***

**Explanation:** A selection on a wizard page, identified by *pagename*, is required but not being selected.

**System action:** None.

**User response:** Make the required selection on the wizard pages.

---

**CSLN081E Internal error, Return Code:*rc***

**Explanation:** Internal error encountered.

**System action:** None.

**User response:** Contact the IBM Support Center for help. Be sure to supply the return code *rc* from this message.

---

**CSLN082E Enter valid port number**

**Explanation:** The port number that you specified was invalid; it contained a nonnumeric value.

**System action:** None.

**User response:** Enter a port number with numeric value.

---

**CSLN082W The IMSplex system name that you are changing to already exists**

**Explanation:** You tried to change the name of an existing IMSplex system using the Change System dialog, but the new name is currently assigned to another IMSplex system. System (IMSplex) names must be unique.

**System action:** None.

**User response:** Make sure the new system name is the one that you want.

---

**CSLN083E The following required keywords are missing from the command: *keywords*.**

**Explanation:** The command you want to issue requires certain keywords; however, the keywords shown in the message text are missing.

**System action:** The command was not issued.

**User response:** Add the required keywords to the command.

---



---

**CSLN084E**    **Parenthesis mismatch. Please make sure that each opening parenthesis has a closing parenthesis.**

**Explanation:** The command you entered contains an opening parenthesis without a matching closing parenthesis.

**System action:** The command was not issued.

**User response:** Check the syntax of the command and ensure that each opening parenthesis has a closing parenthesis.

---

**CSLN085E**    **Invalid hostname entered.**

**Explanation:** The IP address that you provided on the Add or Change System dialog was invalid.

**System action:** None.

**User response:** Enter a valid IP address.

---

**CSLN086E**    **Error opening socket to host.**

**Explanation:** The IP address that you specified in the Add or Change System dialog cannot be accessed. The connection failed.

**System action:** None.

**User response:** Check with your System Administrator on the status of the IP address.

---

**CSLN087E**    **Error receiving response from host.**

**Explanation:** The IP address that you provided on the Add or Change System dialog cannot be accessed. The connection failed.

**System action:** None.

**User response:** Check with your System Administrator on the status of the IP address.

---

**CSLN088E**    **Error sending command to host.**

**Explanation:** An internal error occurred while receiving data from the host system.

**System action:** None.

**User response:** Contact the IBM Support Center for help.

---

**CSLN089E**    **Required resource type is missing**

**Explanation:** The command you entered was missing a required resource type.

**System action:** None.

**User response:** Reenter the command with the resource type you want for the command.

---

**CSLN090E**    **Invalid IMSplex name**

**Explanation:** You cannot connect to the IMSplex system name specified on the Add System dialog because that name is not currently defined on the host system.

**System action:** None.

**User response:** Enter an IMSplex name that is currently defined on the host.

---

**CSLN092E**    **IMS Connect in shutdown.**

**Explanation:** IMS Connect was in shutdown state and the connection to the IMSplex could not be established.

**System action:** None.

**User response:** Restart IMS Connect.

---

**CSLN093E**    **Error detected by SCI. Reason code: *rsn***

**Explanation:** IMS Connect encountered an error that was detected by the structured call interface (SCI) in the IMSplex.


In the message text:

*rsn*        CSLOMI reason code

**System action:** None.

**User response:** See the information about CSLOMI return and reason codes for an appropriate response.

**Related reference:**

 CSLOMI: API request (System Programming APIs)

---

**CSLN094E**    **Connection to host does not exist**

**Explanation:** The socket connection to the host failed.

**System action:** None.

**User response:** Check with your system administrator on the status of the IP address.

---

**CSLN095E**    **Invalid response from host**

**Explanation:** The length of data returned from IMS Connect was invalid.

**System action:** None.

**User response:** If the IMS Connect Recorder is not open when this message appears, open the Recorder and retry the action that caused the error.

When the IMS Connect Recorder is open and you receive message CSLN095E:

1. Close the Recorder
2. Capture the Recorder's output with IMS Connect's IDCAMS job
3. Contact the IBM Support Center for help

---


**CSLN096E Error detected by IMS Connect: Return Code: rc Reason Code: rsn**

**Explanation:** IMS Connect encountered an error. For more information about the return code and reason code (*rc* and *rsn* in the message text), see the information about IMS Connect return and reason codes.

**System action:** None.

**User response:** See the information about IMS Connect return and reason codes for the appropriate response.

**Related reference:**

 IMS Connect return and reason codes (Messages and Codes)

---

**CSLN097E Connection to IMSplex is terminating**

**Explanation:** IMS Connect acknowledged that the connection to the IMSplex was being terminated. The SCI that IMS Connect was registered to was being shut down.

**System action:** None.

**User response:** Determine the reason that caused the SCI to be shut down and correct this situation.

---

**CSLN099E Connection to IMSplex has been stopped**

**Explanation:** IMS Connect was not able to communicate with Structured Call Interface (SCI) in the IMSplex. The SCI address space in the IMSplex has been stopped.

**System action:** None.

**User response:** Determine why the SCI address space has stopped. Remedy the problem, restart SCI, and try to reconnect.

---

**CSLN101E Security failure**

**Explanation:** IMS Connect RACF authentication was turned on and the RACF call made by IMS Connect failed. The user ID or password or both entered from the User Login dialog might be invalid.

**System action:** None.

**User response:** See the IMS Connect error message on the system console to determine the error and provide a valid user ID, password, or both.

---

**CSLN102E IMS Connect protocol error**

**Explanation:** IMS Connect detected a communication protocol error.

**System action:** None.

**User response:** Create an SDUMP of the IMS Connect address space and contact the IBM Support Center for help.

---

**CSLN103E Error detected by OM. Reason Code: rsn**


**Explanation:** IMS Connect encountered error that was detected by the operations manager (OM) in the IMSplex.

In the message text:  
*rsn* CSLOMI reason code

**System action:** None.

**User response:** See the information about CSLOMI return and reason codes for the appropriate response.

**Related reference:**

 CSLOMI: API request (System Programming APIs)

---

**CSLN105E Invalid command shortcuts file.**

**Explanation:** The internal file cmdshortcuts.xml cannot be read. It might be corrupted.

**System action:** None.

**User response:** Contact the IBM Support Center for help.

---

**CSLN106E I/O error when importing command shortcuts.**

**Explanation:** An I/O error occurred when reading the internal cmdshortcuts.xml file.

**System action:** None.

**User response:** Contact the IBM Support Center for help.

---

**CSLN107I Invalid verb or resource in the command.**

**Explanation:** You entered either an invalid verb or resource for the command in the Adding or Changing Default Parameter window.

**System action:** None.

**User response:** Make sure the command being entered in the default parameter window contains valid command verb or resource.

---

**CSLN108I The command you entered has already been used. Please use a different command.**

**Explanation:** In the Adding or Changing Default Parameter window, the command you entered has been previously defined.

**System action:** None.



**User response:** Make sure the command being added or changed is the one you want. To modify an existing command, select the command and click the Change button to make your updates.

---

**CSLN109I A short name must begin with an &**

**Explanation:** In the Adding or Changing Short Name window, you entered a short name that did not begin with an ampersand (&).

**System action:** None.

**User response:** Add an ampersand (&) at the beginning of the short name.

---

**CSLN110I The short name you entered contains a space. Spaces are not allowed in short names.**

**Explanation:** In the Adding or Changing Short Name window, you entered a short name that contained one or more spaces. Spaces are not allowed in the short name field.

**System action:** None.

**User response:** Remove the space in the short name field.

---

**CSLN111I The short name you entered has already been used. Please use a different short name.**

**Explanation:** In the Adding or Changing Short Name window, you entered a short name that was already defined. Short names must be unique.

**System action:** None.

**User response:** Define a different short name. To modify an existing short name, select the short name and click the Change button to make your updates.

---

**CSLN112E Invalid character was found within the command; please remove the invalid character.**

**Explanation:** The command that you entered in the Command Editor contained an invalid character.

**System action:** None.

**User response:** Remove the invalid character in the command and re-execute the command.

---

**CSLN113E The command short name is not defined. Please define a short name.**

**Explanation:** The short name you entered in the Command Editor has not been defined.

**System action:** None.

**User response:** Define the desired short name in the

add short name window or correct the command and re-execute it.

---

**CSLN114I Please select from the following keywords: *keywords***

**Explanation:** The listed keywords in the command dialog are required but have no selections.

**System action:** None.

**User response:** Make selections for the keyword controls listed with the message.

---

**CSLN115E Error encountered during SSL processing. Error: *error\_code***

**Explanation:** Creation of secure socket failed. The error code explanation can be found in *z/OS Cryptographic Services System SSL Programming (SC24-5901)*.

**System action:** None.

**User response:** Correct the error based on the explanation in *z/OS Cryptographic Services System SSL Programming*.



---

## Chapter 6. DSP messages (Database Recovery Control)

Messages issued by the Database Recovery Control (DBRC) feature begin with DSP.

---

### DSP messages DSP0001-DSP0050

This topic contains the following messages:

---

#### DSP0001I INSUFFICIENT MAIN STORAGE

**Explanation:** Sufficient storage was not available to perform the requested utility function.

**System action:** The utility function was terminated.

**Programmer response:** Increase the region size and rerun the utility function.

**Problem determination:** 2, 3, 8

**Related information:**

Chapter 2, "IMS problem determination," on page 9

---

#### DSP0002I UNABLE TO OPEN *ddname* DATA SET DSNAME=*dsname* VSAM RETURN CODE=*nn* ERROR CODE=*nnn*

**Explanation:** The attempt to open a VSAM data set failed.

In the message text:

*ddname* The type of data set (for example, the *ddname* of the RECON data set)

*dsname* The name of the VSAM data set that could not be opened

*nn* The VSAM return code

*nnn* The VSAM error code from the ACB error field


**System action:** The utility function was terminated.

**Programmer response:** For an explanation of the VSAM return codes and error codes, see *z/OS DFSMS Macro Instructions for Data Sets*.

**Problem determination:** 1, 2, 3, 8, 20

**Module:** DSPURI00, DSPURI10, DSPURU00

**Related reference:**

 *z/OS: VSAM macro return and reason codes*

**Related information:**

Chapter 2, "IMS problem determination," on page 9

---

#### DSP0002W UNABLE TO OPEN *ddname* DATA SET DSNAME=*dsname* VSAM RETURN CODE=*nn* ERROR CODE=*nnn*

**Explanation:** The attempt to open a VSAM data set

failed. If you receive this message, it indicates an unexpected RECON contention. This message can also mean that a job has the data set opened in an access mode (LSR mode or Transactional VSAM mode) that is not compatible with the mode for which DBRC attempted to open.

In the message text:

*ddname* Identifies the type of the data set, for example the *ddname* of the RECON data set

*dsname* Identifies the name of the VSAM data set that could not be opened

*nn* The VSAM return code

*nnn* The VSAM error code from the ACB error field

**System action:** DBRC attempts to open the RECON every 90 seconds up to 18 hours for error code 168 (X'A8'). For other error codes, DBRC attempts to open the RECON periodically indefinitely.

**User response:** Determine which job reserved one or more of the RECON data sets or has the RECON data sets opened in a mode other than the mode that this DBRC attempted to use. If the problem is due to incompatible access modes, determine which job has the RECON open in the incorrect mode or is attempting to open in the incorrect mode and terminate that job. Otherwise, create a memory dump of the job that owns the RECON identified in the message, and create a memory dump of the job that issued the message.

**Problem determination:** 1, 2, 3, 8, 20, 40, 41

**Module:** DSPURI1P

**Related information:**

Chapter 2, "IMS problem determination," on page 9

---

#### DSP0003I UNABLE TO CLOSE *generic-name* DATA SET DSNAME=*dsname* VSAM RETURN CODE=*nn* ERROR CODE=*nnn*

**Explanation:** An attempt to close a VSAM data set failed.

In the message text:

*generic-name*

The type of data set (for example, RECON1 or RECON2)

## DSP0004I • DSP0007I

*dsname* The name of the VSAM data set that could not be closed  
*nn* The VSAM return code  
*nnn* The VSAM error code from the ACB error field

**System action:** The utility function was terminated.

**Programmer response:** For an explanation of the VSAM return codes and error codes, see *z/OS DFSMS Macro Instructions for Data Sets*.

**Problem determination:** 1, 2, 3, 8, 20

**Related reference:**

➔ *z/OS: VSAM macro return and reason codes*

**Related information:**

Chapter 2, “IMS problem determination,” on page 9

---

**DSP0004I UNABLE TO CREATE VSAM**  
*control-block DSNAME=dsname VSAM*  
**RETURN CODE=nn REASON CODE=rr**

**Explanation:** An attempt by the GENCB macro to create the identified VSAM control block (for example, RPL, ACB, or EXLST) failed. The *dsname* identifies the affected data set; the first *nn* identifies the VSAM return code (returned in register 15); and the second *nn* identifies the VSAM reason code (returned in register 0).

**System action:** The requested operation that requires the control block cannot be performed; the utility function was terminated.

**Programmer response:** Determine the cause of the control block failure.

**Problem determination:** 2, 3, 8, 20

**Related reference:**

➔ *z/OS: VSAM macro return and reason codes*

**Related information:**

Chapter 2, “IMS problem determination,” on page 9

---

**DSP0005I UNABLE TO MODIFY VSAM**  
*control-block DSNAME=dsname VSAM*  
**RETURN CODE=nn REASON CODE=rr**

**Explanation:** An attempt by a MODCB macro to modify the identified VSAM control-block (for example, RPL, ACB, or EXLST) failed. *dsname* identifies the affected data set; the first *nn* identifies the VSAM return code (returned in register 15); and the second *nn* identifies the VSAM reason code (returned in register 0).

**System action:** The requested operation that requires the control block could not be performed; the utility function was terminated.

**Programmer response:** Determine the cause of the control block failure.

**Problem determination:** 2, 3, 8, 20

**Related reference:**

➔ *z/OS: VSAM macro return and reason codes*

**Related information:**

Chapter 2, “IMS problem determination,” on page 9

---

**DSP0006I UNABLE TO ACCESS VSAM**  
*control-block DSNAME=dsname VSAM*  
**RETURN CODE=nn REASON CODE=rr**

**Explanation:** An attempt by a SHOWCB macro to access the identified VSAM control-block (for example, RPL, ACB, or EXLST) failed. *dsname* identifies the affected data set; the first *nn* identifies the VSAM return code (returned in register 15); and the second *nn* identifies the VSAM reason code (returned in register 0).

**System action:** The requested operation that requires the control block could not be performed; the utility function was terminated.

**Programmer response:** Determine the cause for the control block failure. For an explanation of the VSAM return codes and reason codes, see *z/OS DFSMS Macro Instructions for Data Sets*.

**Problem determination:** 2, 3, 8, 20

**Related reference:**

➔ *z/OS: VSAM macro return and reason codes*

**Related information:**

Chapter 2, “IMS problem determination,” on page 9

---

**DSP0007I RECORD LENGTH APPROACHING**  
**RECON MAXIMUM RECORD**  
**LENGTH = ||||| ppp% OF**  
**RECORDSIZE sssssss**

**Explanation:** DBRC just wrote a record to RECON, and the size of the record exceeds the SIZALERT value specified on the CHANGE.RECON command.

In the message text:

||||| The record size in decimal.

ppp The percentage of the maximum size of the record.

sssssss The maximum size allowed for a record.

This message is followed by DSP0020I which lists the formatted record key.

**System action:** Processing continues.

**User response:** Determine what action is needed, if any, to prevent the specified record from exceeding the maximum size. For additional information about initializing and maintenance for RECON, see *IMS Version 15 System Administration*.

**Module:** DSPURI00

**Related information:**

"DSP0020I" on page 125

---

**DSP0008I** VSAM LOGICAL ERROR ON *ddname*  
DATA SET DSNAME=*dsname* VSAM  
FEEDBACK CODE=*nnn*

**Explanation:** The VSAM data set, indicated by *ddname*, encountered a VSAM logical error that prevented further processing. The information in the message is intended for problem analysis by IBM personnel.

In the message text:

*ddname* The ddname associated with the data set in error  
*dsname* The name of the affected data set.  
*nnn* The VSAM feedback code from the RPL feedback area.

This message is followed by DSP0020I, which lists the formatted record key.

**System action:** The request in progress was terminated with an abend and its associated dump.

**Programmer response:** Determine the cause of the VSAM logical error. Correct the problem and rerun.

**Problem determination:** 2, 3, 8, and the listings of the RECON data sets

**Related reference:**

➡ z/OS: VSAM macro return and reason codes

**Related information:**

"DSP0020I" on page 125

Chapter 2, "IMS problem determination," on page 9

---

**DSP0009I** VSAM PHYSICAL ERROR ON *ddname*  
DATA SET DSNAME=*dsname* VSAM  
FEEDBACK CODE=*nnn*

**Explanation:** A physical I/O error occurred while a read or write request was being attempted for the specified VSAM data set.

In the message text:

*ddname* The ddname associated with the data set in error  
*dsname* The affected data set  
*nnn* The VSAM feedback code from the RPL feedback area

Message DSP0010I follows this message to identify the information returned from VSAM for the physical error.

**System action:** The utility function was terminated.

**Programmer response:** See the DSP0010I message to determine the cause of the physical error.

**Problem determination:** 1, 2, 3, 8, 20

**Related reference:**

➡ z/OS: VSAM macro return and reason codes

**Related information:**

DSP0010I

Chapter 2, "IMS problem determination," on page 9

---

**DSP0010I** *timestamp, ---rba---*'DATA' or 'INDEX',  
*volser, jobname, stepname, cuu, da, ddname,*  
*ccw-op, message text, bbcchhr, vsam*

**Explanation:** A physical I/O error occurred during an attempted read or write operation to a VSAM data set. The message identifies the information returned from VSAM as a result of the error.

**System action:** If the utility function could not continue, processing of the function was terminated.

**Programmer response:** For an explanation of the fields within this message, see *z/OS DFSMS Macro Instructions for Data Sets*.

**Problem determination:** 1, 2, 3, 8, 20

**Related reference:**

➡ z/OS: VSAM macro return and reason codes

**Related information:**

Chapter 2, "IMS problem determination," on page 9

---

**DSP0011I** *ddname* DD STATEMENT IS IGNORED  
- CONTAINS AN INVALID OR  
MISSING DSNAME

**Explanation:** The DD statement identified by *ddname* is one of the following:

- Required input but is missing
- Specified as DUMMY
- Contains a data set name of NULLFILE

This message can be issued from an online or batch IMS or DBRC job.

**System action:** Processing is terminated.

**Programmer response:** Supply a correct DD statement and resubmit the job.

If the message was issued when a utility was running, use DBRC to generate new JCL and compare the new JCL with the original JCL for possible errors.

**Problem determination:** 8

**Related information:**

Chapter 2, "IMS problem determination," on page 9

---

**DSP0012I** SVC *nnn* IS NOT A VALID DBRC TYPE  
4 SVC

**Explanation:** DBRC initialization has determined that the Type 4 SVC number *nnn* is not the valid DBRC SVC, for one of the following reasons:

- | • The DBRC Type 4 SVC was not defined correctly.
- | • The DBRC Type 4 SVC is downward compatible.

## DSP0014I • DSP0016I

The IMS 15 Type 4 SVC can be used by IMS Version 13 or IMS 14. IMS 15 cannot use a lower-release Type 4 SVC.

The following IDs are returned to DBRC in register 15 (R15) by the Type 4 SVC for the specified IMS release:

ID	IMS release
4MVS	IMS Version 13
5MVS	IMS 14
6MVS	IMS 15

- The current release (or a compatible release) of the SVC module DSP00MVS of DBRC was not linked into SYS1.LPALIB or an MLPA library under the name IGC00\*\*\* (\*\*\*) is the signed decimal SVC number; for example, SVC 255 = 25E).

**System action:** Processing is terminated.

**Programmer response:** Correct the condition that caused the error and try again.

There are two options for installing a new version DBRC Type 4 SVC after linking the new routine to an LPA library:

- IPL z/OS again.
- Use the IMS Dynamic SVC Utility (DFSUSVC0) to dynamically install a new copy without loading z/OS again.

If you used the IMS Dynamic SVC utility (DFSUSVC0) to install a new DBRC Type 4 SVC dynamically, message DFS1886A might be issued. The message indicates an error during installation and that the command response was to continue the installation. You might need to install a new DBRC Type 4 SVC.

If DFSUSVC0 was not used to dynamically install a new DBRC Type 4 SVC, z/OS was not restarted specifying CLPA or MLPA=xx, or both.

**Module:** DSPUIN00, DSPBIN20

**Related information:**

 DFS1886A (Messages and Codes)

---

**DSP0014I DYNAMIC ALLOCATION FAILED FOR RECON<sub>n</sub> RETURN CODE=xx REASON CODE=xxxx**

**Explanation:** An attempt to allocate the specified RECON data set failed. The hexadecimal return code, along with the reason code returned from the failing dynamic allocation supervisor call, are identified in the message.


**System action:** If the minimum set of RECON data sets is available, processing continues. Otherwise, the utility function is terminated.

**Note:** In an XRF environment, this message might be issued repeatedly until DBRC is able to reenter dual RECON mode. For information about allocating and initializing RECON data sets, see Initializing the RECON data set for DBRC (System Definition); for information about maintaining RECON data sets, see Maintaining the RECON data sets (System Administration).

**Programmer response:** See *z/OS MVS Programming: Authorized Assembler Services Guide* (SA22-7608) for an explanation of the return and reason codes returned from the dynamic allocation supervisor call.

**Problem determination:** 2, 3, 8, and the listings of the RECON data sets.

**Related reference:**

 z/OS: Interpreting error reason codes from DYNALLOC

**Related information:**

Chapter 2, "IMS problem determination," on page 9

---

**DSP0015I VSAM SEVERE ERROR ON ddname DATA SET NAME=dsname VSAM FEEDBACK CODE=xxx**

**Explanation:** The data set indicated by *ddname*, data set name *dsname*, encountered a VSAM severe error (return code 16). *xxx* is the VSAM feedback code from the RPL feedback area.

**System action:** If serial access was in use, the request in progress was terminated with an abend and its associated dump. If parallel access was in use, the request in progress is backed out, the RECON data sets are closed and opened again, and the request is reprocessed. If the problem persists, messages DSP1184W might be issued.

**System programmer response:** If the problem persists, determine the cause of the VSAM severe error (RC=16).

**Problem determination:** 2, 3, 8, and the listings of the RECON data sets

**Module:** DSPURI00, DSPUR01, DSPUR02

**Related reference:**

 z/OS: RPLERRCD reason codes

**Related information:**

DSP1184W

Chapter 2, "IMS problem determination," on page 9

---

**DSP0016I DBRC HAS RECOVERED FROM RESERVE ERROR**

**Explanation:** An abnormal termination occurred during the processing of a RESERVE request by DBRC for one of the RECON data sets. DBRC has recovered from the abend. This problem can occur if an I/O error occurs on the volume being reserved.



**System action:** The data set for which RESERVE fails to be discarded and processing continues with the remaining RECON data sets.

**Programmer response:** No action is required.

**DSP0017I** DYNAMIC DEALLOCATION FAILED FOR RECON $n$  RETURN CODE= $xx$  REASON CODE= $xxxx$


**Explanation:** An attempt to deallocate the specified RECON data set failed. The hexadecimal return code, along with the reason code returned from the failing dynamic allocation supervisor call, are identified in the message.

**System action:** Processing continues.

**Programmer response:** See *z/OS MVS Programming: Authorized Assembler Services Guide* (SA22-7608) for an explanation of the return and reason codes returned from the dynamic allocation supervisor call.

**Problem determination:** 2, 3, 8, and the listings of the RECON data sets

**Related reference:**

 z/OS: Interpreting error reason codes from DYNALLOC

**Related information:**

Chapter 2, “IMS problem determination,” on page 9

**DSP0018I** *type* ERROR ON *name* DATA SET, DD NAME *ddname*

**Explanation:** During the processing of a GENJCL command, the error identified in the message (OPEN, CLOSE, or I/O) was encountered while accessing the named data set (JCLPDS or JCLOUT). The DD statement for the data set is identified by *ddname*. This message is also issued if an OPEN or CLOSE error was encountered while accessing the MDAPDS data set, DD NAME IMSDALIB, during the processing of RECON dynamic allocation.

**System action:** Processing of the command terminates. Subsequent commands are not processed.

**Programmer response:** Review the information described in Problem Determination, determine the reason for the error, correct the problem, and reissue the command.

**Problem determination:** 2, 3, 8

**Related information:**

Chapter 2, “IMS problem determination,” on page 9

**DSP0019I** INCOMPLETE SEGMENTED RECORD FOUND

**Explanation:** During an access of a RECON data set, DBRC was not able to locate all physical segments for a segmented RECON record. Message DSP0008I or

DSP0009I contains more information about the error.

**System action:** DBRC discards the data set containing the incomplete record and continues processing if another available data set exists.

**Programmer response:** No action is required.

**Module:** DSPURI00, DSPURI30, DSPURI40

**Related information:**

“DSP0008I” on page 123

“DSP0009I” on page 123

**DSP0020I** FORMATTED RECORD KEY: KEY TYPE= , DBD= ,DDN | GRPN | SSID= TIME= *record time*

**Explanation:** This message contains the formatted record key for diagnostic purposes.

**System action:** Processing continues.

**Programmer response:** No action is required.

**Module:** DSPURL00

**DSP0021I** RECON DATA SETS SUCCESSFULLY UPDATED

**Explanation:** After the completion of the Recovery Control utility command, with which this message is associated, the RECON data sets were successfully updated to reflect the results of the command.

**System action:** Processing by the utility continued.

**Programmer response:** No action is required.

**DSP0022I** SIGNOFF NOT PERFORMED FOR SUBSYSTEM ( $xxxxxxx$  OR UNKNOWN)

**Explanation:** After an abnormal termination occurred, IMS issued a signoff command to DBRC. Because DBRC was active at the time of the abend, DBRC is unable to process the signoff request.

**Programmer response:** Take appropriate action to recover. If this message is followed by message DFS0036I (BATCH BACKOUT IS REQUIRED), then run batch backout. Otherwise issue a CHANGE.SUBSYS command specifying the abnormal parameter.

**Problem determination:** 1, 2, 3, 8, and listing of the RECON data set

**Related information:**

Chapter 2, “IMS problem determination,” on page 9

---

**DSP0024I RECON(*n*) HEADER RECORD MISSING OR INVALID**

**Explanation:** Either a header record, which identifies a RECON data set, was not found in the identified RECON data sets, or a record with the correct key did not contain identifying information.

If the RECON data sets are a lower release than the current IMS release, issue a CHANGE.RECON UPGRADE command using the new release of IMS. If the data set was initialized as a RECON data set (that is, the header record should exist and be correct), the header record has been inadvertently modified and should be corrected. If the other RECON data set does contain a valid header record, use an Access Method Services REPRO command to copy it to the one that contains the invalid header record.

**System action:** Processing terminates.

**Programmer response:** If the identified RECON data set has not been initialized as a RECON data set, use the INIT.RECON command of the Recovery Control utility to initialize it. If the RECON Upgrade utility has been started, ignore this message. If the data set has been initialized as a RECON data set (that is, the header record should exist and be correct), the header record has been inadvertently modified and should be corrected. If the other RECON data set does contain a valid header record, use an Access Method Services REPRO command to copy it to the one that contains the invalid header record.

**Problem determination:** 2, 3, 8, and the listings of the RECON data sets

**Related information:**

Chapter 2, “IMS problem determination,” on page 9

---

**DSP0025I RECON RECORD ALREADY EXISTS RECORD KEY=*record key***

**Explanation:** A command to add a record to the RECON data set failed because a record with an identical key exists.

This message is followed by DSP0020I, which lists the formatted record key.

**System action:** The command failed, and subsequent commands were not processed.

**Programmer response:** Make the command unique, and then reissue it and any subsequent commands that were not executed.

**Problem determination:** 2, 3, 8, and the listings of the RECON data sets

**Module:** DSPURI00

**Related information:**

“DSP0020I” on page 125

Chapter 2, “IMS problem determination,” on page 9

---

**DSP0026I UNABLE TO BUILD VSAM LSR POOL - REASON CODE = *nn***

**Explanation:** DBRC was unable to build the local shared resource (LSR) pool needed to process the RECON in an ESA environment. Reason code *nn* corresponds to the codes given for the Build VSAM Resource Pool (BLDVPR) macro described in *z/OS DFSMS Macro Instructions for Data Sets* (SC26-7408).

**System action:** DBRC reverts to the use of the Non Shared Resource (NSR) option to process the RECON, which degrades DBRC performance. As a result, DBRC attempts to reissue the BLDVPR macro later if it detects a reconfiguration of the RECONS by another copy of DBRC. If the condition causing the problem does not clear up, this message might repeat itself periodically. This condition does not affect the integrity of the RECON data set. For details about LSR and NSR processing of VSAM data sets, see *z/OS DFSMS Macro Instructions for Data Sets*.

**Programmer response:** For reason code 8 (not enough storage is available), increase the size of the region in which DBRC is executing or decrease the number of index or data buffers DBRC is using in LSR mode. *IMS Version 15 Exit Routines* explains how the buffer size specification facility (DSPBUFFS) controls the number of buffers used for RECON data sets.

For reason code 4 or 32, DBRC and some other program within the same address space are in contention for the use of all VSAM LSR buffer pool IDs. If possible, modify the other programs to use fewer VSAM LSR buffer pool IDs to process VSAM data sets.

**Problem determination:** 2, 3, 8, 35, and a description of the operating environment being used when this message was issued (for example, batch job, running under TSO, DBRC attached by a user/vendor product, or other).

**Related reference:**

 *z/OS: BLDVPR return codes*

**Related information:**

Chapter 2, “IMS problem determination,” on page 9

---

**DSP0027I *ddname* DATA SET IS FULL**

**Explanation:** All the space allocated for the RECON data set that is identified by *ddname* in the message has been used.

**System action:** The system discards the named RECON. The remaining RECON data set are copied to an available spare, if one exists. Processing continues.

**Programmer response:** Delete and Redefine the identified RECON data set; increase the space allocation. You can leave the redefined RECON SPARE status. It will be used the next time the DBRC copy function is necessary. As an alternative, you can use



CHANGE.RECON REPLACE (specify the RECON you want replaced). Then DBRC copies the good RECON to the redefined RECON.

**Problem determination:** 2, 3, 8, and the listings of the RECON data sets

**Related information:**

Chapter 2, "IMS problem determination," on page 9

**DSP0028I RECON DATA SETS MUST BE INITIALIZED**

**Explanation:** A request to access or update the RECON data sets failed because the RECON data sets have never been initialized.

**System action:** The request failed.

**Programmer response:** If there are incorrect data sets on the RECON1 and RECON2 DD statements, correct them. If the correct data sets are identified in the RECON1 and RECON2 DD statements, issue an INIT.RECON command to initialize them as RECON data sets. Rerun the job step that failed, after making the corrections.

**Problem determination:** 2, 3, 8, and the listings of the RECON data sets that were produced by an Access Method Services PRINT command.

**Related information:**

Chapter 2, "IMS problem determination," on page 9

**DSP0029I RECORD WITH LENGTH OF *nnnnnnnn* BYTES EXCEEDS THE MAXIMUM DBRC RECON RECORD SIZE OF *nnnnnnnn* BYTES**

**Explanation:** An attempt to add or change a record in the RECON data sets failed because the maximum DBRC record size defined for the RECON data sets was exceeded. *nnnnnnnn* is a decimal value representing the number of bytes.

This message is followed by DSP0020I, which lists the formatted record key. If the record key contains an invalid type, this message is followed by message DSP0186I and the hexadecimal printout of the record key.

**System action:** The record was not added or changed. Processing by the utility that attempted to add or change the record was terminated.

**Programmer response:** Increase the RECORDSIZE value on the VSAM DEFINE CLUSTER statement for the RECON data sets, and then rerun the utility job step that failed.

If message DSP0029I is received from the BACKUP.RECON command, you must use the Access Method Services IDCAMS REPRO command or DFSMSdss to back up the RECON.

**Problem determination:** 2, 3, 8, and the listings of the RECON data sets

**Related information:**

"DSP0020I" on page 125

"DSP0186I" on page 154

Chapter 2, "IMS problem determination," on page 9

**DSP0030E RECON IS READ MODE ONLY - action IS NOT ALLOWED**

**Explanation:** A READONLY user attempted to alter the RECON data set. A READONLY user is not allowed to change the RECON. The message variable *action* can be:

**CONFIG**

An attempt was made to reconfigure the RECON data sets.

**DELETE**

An attempt was made to delete a record from the RECON.

**INSERT**

An attempt was made to create a new RECON record.

**UPDATE**

An attempt was made to update an existing RECON record.

**UPGRADE**

An attempt was made to upgrade the RECON data sets.

**MODE-SW**

An attempt was made to switch accessing mode.

**System action:** The I/O operation fails and return code 12 is set. If the Database Recovery Control utility attempted to execute a command which would update the RECON, the command fails and subsequent commands were not processed.

**System programmer response:** Resubmit the job without the READONLY parameter.

**Problem determination:** 2, 3, 8, 23

**Module:** DSPURI00

**Related information:**

Chapter 2, "IMS problem determination," on page 9

**DSP0031I DATA BASE NOT REGISTERED IN RECON DBD=*database name***

**Explanation:** A DBRC command was issued referencing a nonexistent database record.

**System action:** The command fails and subsequent commands are not processed. The RECON data set is not updated.

**Programmer response:** Determine if the database name is invalid or incorrectly spelled. Correct the error; then issue the command and all subsequent commands that were not processed.

## DSP0032I • DSP0041I

**Problem determination:** 2, 3, 8, and the listings of the RECON data set

**Module:** DSPURCM8, DSPURDPT, DSPURMPT

**Related information:**

Chapter 2, "IMS problem determination," on page 9

---

### DSP0032I RECON DATA SET ALREADY UPGRADED

**Explanation:** A request was made to upgrade RECON data sets that are already at the current level.

**System action:** Processing is terminated.

**Programmer response:** No action is required.

**Problem determination:** 2, 3, 8, and the listings of the RECON data sets

**Related information:**

Chapter 2, "IMS problem determination," on page 9

---

### DSP0034I RECON INCONSISTENCY, PARTITION RECORD CANNOT BE FOUND DBD=..... PART=.....

**Explanation:** DBRC was unable to locate the partition record associated with a partition database record (TYPE=PART). There is an inconsistency in the RECON data sets; all partition database records must have a corresponding partition record.

**System action:** Processing terminates. The RECON data sets are not updated.

**Programmer response:** Contact IBM Software Support for assistance.

**Problem determination:** 2, 3, 8, and the listings of the RECON data sets

**Related information:**

Chapter 2, "IMS problem determination," on page 9

---

### DSP0036I UPGRADE ATTEMPTED WHILE RECON MULTIPLE UPDATE FLAG IS ON

**Explanation:** The RECON data sets multiple-update flag in the RECON header record is on. The RECON data set cannot be upgraded until the flag is turned off.

**System action:** Processing is terminated.

**Programmer response:** The RECON multiple-update flag is turned off during the normal update activity that occurs in the RECON data sets. Issue the CHANGE.RECON UPGRADE command again. If the problem still exists, contact IBM Software Support.

---

### DSP0037I RECON DATA SET NOT UPGRADED

**Explanation:** A DBRC request or command was issued for a RECON data set that was not upgraded.

**System action:** Processing is terminated.

**Programmer response:** Issue a CHANGE.RECON UPGRADE command using the new release of IMS.

**Problem determination:** None

---

### DSP0038I RECON INCONSISTENCY RECON HEADER RECORD NOT FOUND

**Explanation:** DBRC was unable to find the RECON header record during a command other than the INIT.RECON command. There is an inconsistency in the RECON data sets.

**System action:** Processing is terminated. The RECON data sets are not updated. Subsequent commands are not processed.

**Programmer response:** Attempt to execute the command that failed. If the problem persists, contact IBM Software Support for assistance in problem resolution.

**Problem determination:** 2, 3, 8, 35, the memory dump provided by ABEND processing, and the listings of the RECON data sets

**Related information:**

Chapter 2, "IMS problem determination," on page 9

---

### DSP0040I UNABLE TO LOAD MODULE (*modname*)

**Explanation:** During the initialization of DBRC in the IMS system, the module (*modname*) could not be loaded.

**System action:** Processing is terminated.

**Programmer response:** Make sure that the DBRC modules reside in the library defined by the JCL. If the DBRC modules do reside in the correct library, then sufficient storage was not available to load the module (*modname*). Increase the region size to allow DBRC to load the module.

**Problem determination:** 2, 3, 8, 10, 13

**Related information:**

Chapter 2, "IMS problem determination," on page 9

---

### DSP0041I RECON INCONSISTENCY DB RECORD CANNOT BE FOUND DBD=*database name*

**Explanation:** DBRC was unable to find the database record associated with a database data set record during a DELETE.DBDS command, or a CHANGE.DBDS command with one of the following parameters specified: ICON, ICOFF, RECOV, or

NORECOV. There is an inconsistency in the RECON data sets, because all database data set records must have a corresponding database record.

Alternatively, DBRC was unable to find the database record associated with an allocation, image copy, reorganization, or recovery record while executing a NOTIFY.IC, NOTIFY.UIC, NOTIFY.RECOV, NOTIFY.REORG, NOTIFY.ALLOC, or other database-oriented command. There is an inconsistency in the RECON data set in as much as each of the record types listed above must have a corresponding database record.

**System action:** Processing is terminated. The RECON data sets are not updated.

**Programmer response:** Attempt to execute the command that failed. If the problem persists, contact IBM Software Support for assistance in problem resolution.

**Problem determination:** 2, 3, 8, and the listings of the RECON data sets

**Related information:**

Chapter 2, "IMS problem determination," on page 9

**DSP0042I RECON INCONSISTENCY CAGRP RECORD REFERENCED BY DBDS RECORD CANNOT BE FOUND DBD=  
dbdname DDN= ddname CAGRP= cagrp  
name**

**Explanation:** DBRC was unable to find the CAGRP record associated with the DBDS record or the AREA record during command processing. The DBDS or AREA record indicated that the DBDS was a member of the specified CA group, but the CA group was not registered in the RECON data set. This problem indicates an inconsistency in the RECON data set.

**System action:** If the error occurred during the processing of a LIST command, processing continues. Otherwise the command failed, and subsequent commands are not processed.

**Programmer response:** Attempt to execute the command that failed. If the problem persists, contact IBM Software Support for assistance in problem resolution.

**Problem determination:** 2, 3, 8, and the listings of the RECON data sets

**Related information:**

Chapter 2, "IMS problem determination," on page 9

**DSP0043I DATA BASE ALREADY REGISTERED IN RECON DBD=database name**

**Explanation:** The database specified in the DBD parameter of the INIT.DB command already exists.

**System action:** Processing is terminated. The RECON data sets are not updated.

**Programmer response:** Determine if the database name was invalid, inadvertently specified, or incorrectly spelled. Correct the error and run the INIT.DB command again.

**Problem determination:** 2, 3, 8, and the listings of the RECON data sets

**Related information:**

Chapter 2, "IMS problem determination," on page 9

**DSP0044I DATA BASE STILL AUTHORIZED BY A SUBSYSTEM**

**Explanation:** During a DELETE.DB or a CHANGE.DB command, the database to be deleted or changed was still authorized by a subsystem (the DB record had subsystem entries). Changing or deleting the database is not allowed in this situation.

For a CHANGE.DB command, the NONRECOV or RECOVABL keyword cannot be specified for an authorized database.

For the LIST.DB CHKAUTH command, this message is used to report that the specified DBD is still authorized to a subsystem. A return code RC=04 is also received.

For a NOTIFY.ALLOC command that specifies a USID value that is greater than the current USID value for the database, this message reports that the specified DBD is still authorized to a subsystem. A return code RC=12 is also received.

**System action:** Processing is terminated. The RECON data set is not updated. Subsequent commands are not processed.

**Programmer response:** If you still want the DB record to be deleted, all subsystem records referred to by the DB record must first be deleted.

**Problem determination:** 2, 3, 8, and the listings of the RECON data sets

**Related information:**

Chapter 2, "IMS problem determination," on page 9

**DSP0045I DATA BASE STILL AUTHORIZED BY A SUBSYSTEM DBD=database name**

**Explanation:** During a CHANGE.DB (ALL) command, an attempt to change the share level of a database was made while the database was still authorized by a subsystem (the DB record had subsystem entries).

During a CHANGE.DB command, the database was still authorized. The database must be unauthorized before the command can continue.

During a CHANGE.DB UNAUTH command, a subsystem record matching the specified SSID still exists in the RECON. The database authorization

## DSP0046I • DSP0050I

cannot be removed with the CHANGE.DB command under this condition. Use CHANGE.SUBSYS STARTRCV and CHANGE.SUBSYS ENDRECOV commands instead.

During a CHANGE.DBDS command for a full-function database, an attempt was made to change the ddname, add or delete an error queue element (EQE), change the data set name, or change the recovery-needed status (RECOV/NORECOV) while the database was still authorized by a subsystem.

A DELETE.SUBSYS or CHANGE.DBDS command can also issue this message when the specified database is still authorized to the specified subsystem. The CHANGE.DB, DELETE.SUBSYS, or CHANGE.DBDS command is not permitted at this time.


**System action:** Processing is terminated. The RECON data sets are not updated.


**Programmer response:** Wait until the databases have been unauthorized.

**Problem determination:** 2, 3, 8, and the listings of the RECON data sets

**Related reference:**

 CHANGE.DB command (Commands)

 CHANGE.DBDS command (Commands)

 DELETE.SUBSYS command (Commands)

**Related information:**

Chapter 2, "IMS problem determination," on page 9

---

**DSP0046I**    **SUBSYSTEM ID NOT FOUND IN DATA BASE RECORD** DBD=*database name* SSID=*subsystem id*

**Explanation:** During a CHANGE.DB command, the specified database did not contain the subsystem name identified by the SSID parameter.

**System action:** Processing is terminated. The RECON data sets are not updated.

**Programmer response:** To change the database record, first change all subsystem records referred to by the database record.

**Problem determination:** 2, 3, 8, and the listings of the RECON data sets

**Related information:**

Chapter 2, "IMS problem determination," on page 9

---

**DSP0047I**    **SUBSYSTEM ALREADY MARKED ABNORMAL** SSIDNAME=*subsystem-name*

**Explanation:** A CHANGE.SUBSYS command was issued with the ABNORMAL parameter specified. However, the SUBSYS record in RECON was already marked abnormal. The abnormal attribute is not

changed; however, other parameters on the command are honored.

**System action:** Processing continues.

**Programmer response:** No action is required.

**Problem determination:** None

---

**DSP0048I**    **SUBSYSTEM ALREADY REGISTERED IN RECON** SSID=*subsystem-name*

**Explanation:** The subsystem identified in the SSID parameter of the NOTIFY.SUBSYS command already exists.

**System action:** Processing is terminated. The RECON data sets are not updated.

**Programmer response:** Determine if the subsystem name was invalid, inadvertently specified again, or incorrectly spelled. Correct the error and issue the NOTIFY.SUBSYS command again.

**Problem determination:** 2, 3, 8, and the listings of the RECON data sets

**Related information:**

Chapter 2, "IMS problem determination," on page 9

---

**DSP0049I**    **AREA STILL AUTHORIZED BY A SUBSYSTEM**

**Explanation:** During DBRC command processing (that is, DELETE.ADS, DELETE.DBDS, DELETE.DB, CHANGE.ADS, or NOTIFY.ALLOC), it was discovered that the Fast Path data entry database or area to be deleted was still authorized by a subsystem (the area record had subsystem entries). Doing this is not permitted.

For a NOTIFY.ALLOC command, a USID value that is greater than the current USID value for the area is specified when the area is still authorized to a subsystem.

**System action:** Processing is terminated. The RECON data sets are not updated, and subsequent commands are not processed.

**Programmer response:** If the database or area record is still to be deleted or changed, the area must first be unauthorized by all subsystems that have authorized it.

**Problem determination:** 2, 3, 8, and the listings of the RECON data sets

**Related information:**

Chapter 2, "IMS problem determination," on page 9

---

**DSP0050I**    **AREA IS STILL AUTHORIZED BY A SUBSYSTEM** DBD=*database name*, SSID=*subsystem ID*

**Explanation:** During DBRC command processing (that is, CHANGE.DB, CHANGE.DBDS, or INIT.ADS

AVAIL), it was discovered that an attempt to change or initialize a database, area, or area data set record was made while the area was still authorized by a subsystem (the area record had subsystem entries).

During a CHANGE.DBDS command, the area was found still to be authorized. The area must be unauthorized before the command can complete.

**System action:** Processing is terminated. The RECON data sets are not updated, and subsequent commands are not processed.

**Programmer response:** Wait until the areas have been unauthorized.

**Problem determination:** 2, 3, 8, and the listings of the RECON data sets

**Related information:**

Chapter 2, "IMS problem determination," on page 9

## DSP messages DSP0051-DSP0100

This topic contains the following messages:

---

**DSP0051I**    **AREA DATA SET NOT DEFINED IN RECON**  
*DBD=database name AREA=area name ADDN=area data set dd name*

**Explanation:** During execution of the DEDB Initialization utility, Database Recovery utility, or during a DBRC command processing (that is, CHANGE.ADS or DELETE.ADS), a request for information from the RECON data set related to the identified area data set failed because the RECON data set has no record of the area data set.

**System action:** This command failed.

**Programmer response:** Correct the command so it identifies an area data set identified to the RECON data sets.

**Problem determination:** 2, 3, 8, and the listings of the RECON data sets

**Related information:**

Chapter 2, "IMS problem determination," on page 9

---

**DSP0052I**    **AREA NOT DEFINED IN RECON**  
*DBD=database name AREA=area name*

**Explanation:** This message is issued because one of the following problems occurred:

- During execution of the Recovery Control utility and the Online Image Copy utility, the identified area was not found in the RECON data set.
- During execution of the DEDB Initialization utility, the identified area was not found in the RECON data set.
- During DBRC command processing a request for information from the RECON data set related to the identified area failed because the RECON data set has no record of the area.
- During execution of a Begin or End HSSP image copy exit, the identified area was not found in the RECON data set.

**System action:** This command failed.

**Programmer response:** Correct the command so that it specifies an area identified to the RECON data set. In the second case, since normal processing continues,

there is no programmer response.

**Problem determination:** 2, 3, 8, and the listings of the RECON data sets

**Related information:**

Chapter 2, "IMS problem determination," on page 9

---

**DSP0053I**    **AREA ALREADY DEFINED TO RECON**  
*DBD=database name AREA=area name*

**Explanation:** During execution of the INIT.DBDS command, the area record being created is not in the RECON data set, but the AREA AUTH record is already in RECON. This message indicates a DBRC internal problem.

**System action:** The command failed, and subsequent commands were not processed.

**Programmer response:** Attempt to rerun the command that resulted in the error. If the problem persists, contact IBM Software Support for assistance.

**Problem determination:** 2, 3, 8, and the listings of the RECON data sets

**Related information:**

Chapter 2, "IMS problem determination," on page 9

---

**DSP0054I**    **AREA DATA SET ALREADY DEFINED TO RECON**  
*DBD=database name AREA=area name ADDN=area data set dd name*

**Explanation:** During DBRC command processing (that is, CHANGE.ADS, INIT.ADS), the specified area data set was already registered in the RECON data set. The *database name*, *area name*, and *area data set dd name* identify the Fast Path area data set.

**System action:** The command failed, and subsequent commands were not processed.

**Programmer response:** Determine why the command specified a previously initialized area data set. Correct and reissue the command, if appropriate.

## DSP0055I • DSP0058I

**Problem determination:** 2, 3, 8, and the listings of the RECON data sets

**Related information:**

Chapter 2, "IMS problem determination," on page 9

---

**DSP0055I NO *type* DB RECORD EXISTS IN RECON**

**Explanation:** The LIST.DB TYPEIMS, LIST.DB TYPEFPF, or LIST.DB TYPHALDB command was issued, but no *type* record exists in the RECON data set. *type* is one of the following:

- TYPE IMS
- TYPE FPE
- TYPE HALDB

**System action:** Processing continues.

**Programmer response:** No action is required.

---

**DSP0056I RIOP DATA AU=... OP=... AL=... Q=..... S=..... R=... I=...**

**Explanation:** This message provides RECON I/O performance data. This information can help you determine how DBRC processed the RECON I/O requests.

In the message text:

- AU** The number of authorization requests that occurred during the given interval
- OP** The number of database open requests that occurred during the given interval
- AL** The number of allocation requests that occurred during the given interval
- Q** The average queuing time (QT) for the RECON during the given interval. Queuing time is a measure of time from DBRC reserve request state for the RECON data set to DBRC reserve complete state. The format of the given time is: *ssthm* where:  
*ss* represents seconds  
*t* represents tenths of a second  
*h* represents hundredths of a second  
*m* represents thousandths of a second
- S** The average service time (ST) for the RECON during the given interval. Service time is a measure of time from DBRC reserve complete state for the RECON data set to DBRC dequeue complete state. DBRC issues one or more RECON I/O requests during a given service time. The format of the given time is: *ssthm* where:  
*ss* represents seconds  
*t* represents tenths of a second  
*h* represents hundredths of a second  
*m* represents thousandths of a second
- R** The calculated RECON Request Rate per minute for the given interval
- I** The interval value. The interval value determines how many RECON usage requests must take place before DBRC presents the

RECON I/O performance data in message DSP0056I. RECON usage requests for functions other than authorization, database open, and allocation can occur during the interval, so the sum of the AU, OP, and AL counts might be less than the interval value, I.

**System action:** Processing continues.

**Programmer response:** No action is required.

---

**DSP0057I MESSAGE BUFFER FULL, OUTPUT TRUNCATED**

**Explanation:** Online DBRC command processing encountered one of the following errors:

- If the /RMLIST command was issued from the OM API (such as from TSO SPOC), the output from a /RMLIST command was greater than the DBRC internal output buffer could hold. The DBRC internal output buffer is limited by the DBRC region size.
- If the command was entered from input sources other than the OM API, the output from an online DBRC command (/RMxxxx) was greater than could be stored in the output buffer passed by IMS. Many DBRC commands generate output that can exceed this buffer size (for example, the command /RML DBRC='RECON'). For the /RMLIST command, the size of the buffer is 32 KB. For all other /RMxxxx commands, the size of the buffer is 4 KB.

**System action:** The processing of the command is terminated, and any remaining output is discarded.

**Programmer response:** Use the DBRC Recovery Control utility to issue the DBRC command to obtain the completed output.

If the /RMLIST command is issued, you can either reissue the command from the OM API if you have not done so or use the DBRC API to query the information from the RECON data set.

If the LIST.DB or LIST.DBDS command is issued and the recovery-related information is not of interest, reissue the command with the keyword NORCVINF to minimize the output size.

If the error is caused by an unavailable DBRC internal buffer, specify a larger DBRC region size. The larger DBRC region size will not take effect until IMS is recycled.

**Problem determination:** None

**Module:** DSPUCP40, DSPURX00

---

**DSP0058I RMx COMMAND COMPLETED**

**Explanation:** This message is issued when the command processing finishes before returning to IMS.

**System action:** The system continues processing.

**Programmer response:** No action is required.

**Problem determination:** None

**DSP0059I RM COMMAND EXECUTION TERMINATED, verb [modifier] NOT SUPPORTED**

**Explanation:** This message is issued when command processing detects an invalid verb or modifier during online command execution.

**System action:** The system continues processing.

**Programmer response:** Correct the verb or modifier.

**Problem determination:** None

**DSP0060I NO PARTITIONS REGISTERED FOR THE DATABASE DBDNAME=db name**

**Explanation:** The command was attempting to process all of the partitions of a HALDB, identified by *db name*. However, no partitions exist for the database in the RECON data set. Every HALDB must have at least one partition defined.

**System action:** LIST command processing continues. Other processing is terminated.

**Programmer response:** Contact IBM software Support for assistance.

**Problem determination:** 2, 3, 8, and the listings of the RECON data sets

**Related information:**

Chapter 2, "IMS problem determination," on page 9

**DSP0061I SUBSYS SSID=ssidname CURRENTLY ACTIVE, COMMAND REQUEST REJECTED**

**Explanation:** An online IMS subsystem is not allowed to delete its subsystem entry in RECON with the /RMD command or to do a CHANGE.SUBSYS SSID(ssidname) ABNORMAL against it using the /RMC command.

**System action:** The /RMD or /RMC command failed.

**Programmer response:** Do not enter a /RMD or /RMC command using the SSID of this subsystem.

**Problem determination:** None

**DSP0062I NO DATA BASE DATA SET REGISTERED FOR THE DATA BASE DBD=dbd name**

**Explanation:** A LIST.DB, LIST.HISTORY, or LIST.DBDS command was issued specifying a database name without specifying a ddname. There were no database data sets or DEDB areas registered in the RECON data set for the specified database. Alternatively, a LIST.RECON was issued and there were no database data sets or DEDB areas registered for one of the

databases in the RECON data sets.

**System action:** Processing continues with this message.

**Programmer response:** No action is required.

**Problem determination:** 2, 3, 8, and the listings of the RECON data sets

**Related information:**

Chapter 2, "IMS problem determination," on page 9

**DSP0063I IMAGE-COPY DATA SET WITHIN RECOVERY PERIOD CANNOT BE REUSED DBD=dbdname DDN=ddname RUNTIME=oldest ic time**

**Explanation:** Verification exit processing, which occurs before executing the Image Copy utility, determined that:

- The GENMAX was reached.
- The oldest image copy is within the recovery period and cannot be reused.
- No available image copies exist.

**System action:** Processing is terminated.

**Programmer response:** Issue the INIT.IC command to define an available image copy of the required type, or issue the CHANGE.DBDS command to change the recovery period.

**Problem determination:** 2, 3, 8, and the listings of the RECON data sets

**Related information:**

Chapter 2, "IMS problem determination," on page 9

**DSP0064I IMAGE-COPY DATA SET WITHIN RECOVERY PERIOD CANNOT BE DELETED DBD=dbdname DDN=ddname RUNTIME=oldest IC time**

**Explanation:** This message is issued because one of the following problems occurred:

- Verification exit processing (which occurs before executing an image copy utility) determined that the oldest IC in RECON could not be deleted when the specified DBDS was defined in the RECON data set as having a NOREUSE attribute. The GENMAX value has been reached, but the recovery period has not been exceeded.
- During the execution of the CHANGE.DBDS command, the IC within the recovery period cannot be deleted to meet the value of GENMAX that is being changed by the CHANGE.DBDS command. The new GENMAX value is recorded.

**System action:** The processing is terminated.

**Programmer response:** The current RECOVPD value for the DBDS can result in more image copies maintained by DBRC than specified by GENMAX. Review your RECOVPD and GENMAX values and use

## DSP0065I • DSP0071I

the CHANGE.DBDS command to adjust them if necessary.

**Problem determination:** 2, 3, 8, and the listings of the RECON data set

**Related information:**

Chapter 2, "IMS problem determination," on page 9

---

**DSP0065I**    **PREDEFINED IC HAS BEEN USED,  
GENMAX EXCEEDED DBD=*dbdname*  
DDN=*ddnname***

**Explanation:** Verification exit processing, which occurs before executing the Image Copy utility, determined that:

- GENMAX was reached.
- The oldest image copy is within the recovery period and cannot be reused.

A predefined IC is used, which remains available in the RECON data set until the Image Copy utility successfully completes.

**System action:** Processing continues.

**Programmer response:** The current RECOVPD value for the DBDS can result in more image copies maintained by DBRC than specified by GENMAX. Reevaluate your RECOVPD and GENMAX values and use the CHANGE.DBDS command to adjust them if necessary.

---

**DSP0067I**    **IMPLIED DBDS GROUP DBD= *dbname*  
IS EMPTY**

**Explanation:** An implied DBDS group was specified on a GENJCL command. For example, DBD was specified without a DDN or area specification. However, there were no database data sets or DEDB areas registered in the RECON data set for the specified database.

**System action:** The command failed, and subsequent commands are not processed.

**Programmer response:** Reissue the command, specifying the correct database name.

**Problem determination:** 2, 3, 8, and a listing of the RECON data sets

**Related information:**

Chapter 2, "IMS problem determination," on page 9

---

**DSP0068I**    **DDN OR AREA PARAMETER  
INVALID WITH GROUP PARAMETER**

**Explanation:** The command requested processing of a database data set (DBDS) group or change accumulation (CA) group, but a specific DDN or AREA was also specified. This combination of parameters is invalid.

**System action:** The command failed, and subsequent

commands are not processed.

**Programmer response:** Correct the parameters, and reissue the command.

**Problem determination:** 2, 3, 8, and a listing of the RECON data sets

**Related information:**

Chapter 2, "IMS problem determination," on page 9

---

**DSP0069I**    **NO AVAILABLE SUBSYSTEM  
ENTRIES LEFT**

**Explanation:** NOTIFY.MN processing encountered an MN record that already has 64 subsystem entries, and a request is received to add another subsystem entry.

**System action:** Processing of this NOTIFY.MN command is terminated. The existing MN record in the RECON data sets remains unchanged.

**Programmer response:** Merge the records.

**Problem determination:** None

---

**DSP0070I**    **GRPNAME *grpname* ALREADY  
DEFINED TO RECON**

**Explanation:** An attempt to add a database data set (DBDS) group or change accumulation (CA) group record to the RECON data set failed. A DBDS or CA group record with the same group name already exists in the RECON data set.

**System action:** The command failed, and subsequent commands are not processed.

**Programmer response:** Reissue the command with a different group name.

**Problem determination:** 2, 3, 8, and a listing of the RECON data sets

**Related information:**

Chapter 2, "IMS problem determination," on page 9

---

**DSP0071I**    **DBDS OR DEDB AREA NOT DEFINED  
IN RECON, NAME=(*dbname,ddname*)**

**Explanation:** An INIT.DBDSGRP or CHANGE.DBDSGRP command was issued and the MEMBERS or ADDMEM list contained the name of a database data set (DBDS) or data entry database (DEDB) AREA that was not defined in the RECON data set.

**System action:** The command failed, and subsequent commands are not processed.

**Programmer response:** Correct the member name, and reissue the command.

**Problem determination:** 2, 3, 8, and a listing of the RECON data sets

**Related information:**



Chapter 2, "IMS problem determination," on page 9

---

**DSP0072I    DUPLICATE GROUP MEMBER SPECIFICATION, NAME=**  
*(dbname,ddname)*

**Explanation:** You issued an INIT.DBDSGRP or CHANGE.DBDSGRP command, and a duplicate member name appeared in the corresponding MEMBERS, ADDMEM, or DELMEM list.

**System action:** The command failed, and subsequent commands are not processed.

**Programmer response:** Check for a duplication and a possible omission.

**Problem determination:** 2, 3, 8, and the listing of the RECON data sets

**Related information:**

Chapter 2, "IMS problem determination," on page 9

---

**DSP0075I    NAME TO BE DELETED FROM GROUP= name IS NOT A MEMBER. NAME=**  
*(dbname, ddname)*

**Explanation:** An attempt to delete the specified member from a database data set (DBDS) or change accumulation (CA) group failed because the member was not found in the specified group.

**System action:** The command failed, and subsequent commands are not processed.

**Programmer response:** Determine the correct member or group name and reissue the command.

**Problem determination:** 2, 3, 8, and a listing of the RECON data sets

**Related information:**

Chapter 2, "IMS problem determination," on page 9

---

**DSP0076I    NAME TO BE ADDED TO GROUP= name IS ALREADY A MEMBER. NAME=**  
*(dbname,ddname)*

**Explanation:** An attempt to add the identified member to a change accumulation (CA) or database data set (DBDS) group failed because the member already exists in the specified group.

**System action:** The command failed, and subsequent commands are not processed.

**Programmer response:** Determine the correct member name and reissue the command.

**Problem determination:** 2, 3, 8, and a listing of the RECON data sets

**Related information:**

Chapter 2, "IMS problem determination," on page 9

---

**DSP0078I    dbname {areaname} ALREADY IN RECOVERY GROUP grpname**

**Explanation:** An INIT.DBDSGRP RECOVGRP or CHANGE.DBDSGRP ADDRECOV command was being processed. The database or area specified by *dbname* and *areaname* could not be added to the recovery group because it already belongs to another recovery group.

**System action:** The command is not executed.

**System programmer response:** Delete the database or area from the other recovery group or correct the command.

---

**DSP0079I    RECORD NOT ACCESSIBLE**

**Explanation:** A DBRC function attempted to retrieve a RECON record only accessible to a later DBRC release. The formatted record key is displayed after this message is issued. This message can also be followed by other error messages or unpredictable results.

This message can be issued when a CAGRP or DBDSGRP record containing DBDS names that belong to partitioned databases is used, or when records inaccessible to this release are accessed or changed. Examples of inaccessible records are DB or DBDS records belonging to partitioned databases, and DBDSGRP records designated as recovery groups.

**System action:** Execution continues.

**User response:** Do not attempt to access RECON records with inappropriate DBRC releases.

**Module:** DSPURUCO

---

**DSP0080I    dbtype DB NOT ELIGIBLE FOR RECOV GRP - NAME= dbname**

**Explanation:** You attempted to add an ineligible type of database to a recovery group.

In the message:

*dbtype* Is one of the following types:

FAST PATH  
PARTITION

*dbname* The name of the database that was to be added.

A recovery group can be defined with only DL/I (non-HALDB) databases, HALDB databases, or Fast Path areas. Fast Path databases and partition databases are not allowed as part of a recovery group.

**System action:** The command fails and subsequent commands are not processed.

**User response:** Redefine the recovery with only the following types and resubmit the job:

- DL/I (non-HALDB) database
- HALDB database
- Fast Path area

Module: DSPURM70

---

**DSP0081I DATA SETS BEING USED ARE PREDEFINED IN RECON**

**Explanation:** Data sets are predefined in the RECON data sets for use by the utility that was running. The database data set or change-accumulation group being used by the utility is identified in the RECON data sets with the REUSE attribute.

**System action:** Processing by the utility continues.

**Programmer response:** No action is required.

**Problem determination:** None

---

**DSP0084I INITIALIZE MORE IMAGE COPY DATA SETS TO RECON DBDNAME=*dbdname* DDNAME=*ddname***

**Explanation:** The identified database data set or area is defined in the RECON data set with the REUSE attribute, and the maximum number of image copy data sets (IDSs) has not been reached. However, no predefined IDSs for the identified database data set or area remain for use by the Image Copy utility or by HSSP image copy processing.

**System action:** Processing by the Image Copy utility or the Begin HSSP IC exit terminates.

**Programmer response:** Issue the INIT.IC command to create an available IDS for the identified database data set or area, and record it in the RECON data set. As an alternative, issue a CHANGE.DBDS command to change the maximum number of generations to be maintained so that it equals the number of image copy data sets already in use. Then rerun the Image Copy utility job that failed or re-invoke the HSSP application.

**Problem determination:** None

---

**DSP0085I INITIALIZE MORE CHANGE ACCUMULATION DATA SETS TO RECON CAGRP=*name***

**Explanation:** The identified change accumulation group is defined in the RECON data sets with the REUSE attribute. Although the maximum number of change accumulation data sets to be maintained for the group has not been reached, and the recovery period has not been reached, no records of available change accumulation data sets remain for the Change Accumulation utility to use.

**System action:** Processing by the Change Accumulation utility was terminated.

**Programmer response:** Create an empty change accumulation data set for the CA group and record its existence in the RECON data sets using the INIT.CA command. If the maximum number of change accumulation data sets to be maintained (GRPMAX)

has not been reached, an alternative is to issue the CHANGE.CAGRP command to change the GRPMAX value to equal the number of change accumulation data sets already in use. If the GRPMAX value has been reached, but the recovery period (RECOVPD) has not been exceeded, you can also issue the CHANGE.CAGRP command to reduce the recovery period and allow the oldest change accumulation data set to be reused. Then rerun the Change Accumulation utility job that failed.

**Problem determination:** None

**Module:** DSPJCCAC, DSPUGP00

---

**DSP0087I GROUP MEMBER COUNT WILL EXCEED ALLOWABLE MAXIMUM**

**Explanation:** While defining a new database data set (DBDS) or change accumulation (CA) group, or while changing an existing DBDS or CA group, the number of group members exceeded the maximum of 32767.

**System action:** The command failed, and subsequent commands are not processed.

**Programmer response:** Limit the number of group members to 32767 and reissue the command.

**Problem determination:** 2, 3, 8, and a listing of the RECON data set

**Related information:**

Chapter 2, "IMS problem determination," on page 9

---

**DSP0088I DBRC EXTERNAL TRACE IS NOT ACTIVATED. GTF WAS NOT STARTED.**

**Explanation:** This message warns that GTF (generalized trace facility) had not been started and DBRC external trace (GTF trace) was not activated.

**System action:** DBRC trace records are not placed in a GTF data set.

**Programmer response:** If the user wants to have DBRC trace records in a GTF data set, GTF must be started for the USR events as the external mode.

**Related reference:**

 z/OS: Generalized Trace Facility (GTF)

---

**DSP0089I AN IMAGE COPY IS RECOMMENDED FOR DBD=*dbd* DDN=*ddn*; AREA=*areaname***

**Explanation:** A request was made to DBRC to update a database identified by *ddn* or *areaname*. However, the DBDS or area has not been image copied yet. Without an image copy, you might not be able to recover the DBDS or area.

**Programmer response:** Schedule an image copy of the identified area or DBDS. If you determine that an

image copy is not necessary, use the CHANGE.DBDS ICOFF command to reset the IC RECOMMENDED status.

---

**DSP0090I CONCURRENT IMAGE COPY OF A NON-RECOVERABLE DATA BASE IS NOT ALLOWED.**

**Explanation:** A concurrent image copy was attempted for a database which is marked as unrecoverable or user-recoverable. Allocation records are not recorded in the RECON for user-recoverable databases, therefore, concurrent image copy is not supported. Changes are not logged for a unrecoverable database; therefore, the image created of it by a concurrent image copy is fuzzy and not usable.

This message is issued during execution of the GENJC.IC command, the Database Image Copy utility (DFSUDMP0), or the Database Image Copy 2 utility (DFSUDMT0).

**System action:** If the error occurs during execution of the GENJCL.IC command, the command fails and subsequent commands are not processed. If the error occurs during execution of the Database Image Copy utility, processing of the utility terminates.

**User response:** Run the Image Copy utility without the CIC execution parameter.

---

**DSP0092I HSSP IMAGE COPY PROCESSING HAS ALREADY BEEN ENDED  
DBDNAME=*dbdname*  
AREANAME=*areaname***

**Explanation:** A request was made to end a high-speed sequential processing (HSSP) image copy (IC) in which processing had already been terminated.

**System action:** Processing by the End HSSP IC exit was terminated or the CHANGE.IC command failed and subsequent commands were not processed.

**Programmer response:** If the CHANGE.IC command was issued, determine if the command correctly identified the HSSP Image Copy for which processing is being terminated and reissue the command. Otherwise, this problem is an internal HSSP error, contact IBM Software Support for assistance.

**Problem determination:** 2, 3, 8, and the listings of the RECON data sets

**Related information:**

Chapter 2, "IMS problem determination," on page 9

---

**DSP0093I NO DBDSGRP RECORD FOUND IN RECON**

**Explanation:** A LIST.DBDSGRP ALL or LIST.RECON command was issued, but no DBDSGRP record was found in the RECON data set.

**System action:** Processing continues.

**Programmer response:** No action is required.

**Problem determination:** 2, 3, 8, and a listing of the RECON data sets

**Related information:**

Chapter 2, "IMS problem determination," on page 9

---

**DSP0094I GRPNAME *grpname* DOES NOT EXIST IN RECON**

**Explanation:** A command expected to find the identified group in the RECON data set, but the group is not defined in the RECON data set.

**System action:** This command failed with either RC=4 or 12. Subsequent commands continue processing if RC=4. However, if RC=12, subsequent commands fail.

**Programmer response:** Reissue the command that failed specifying the correct group name. Also, reissue any following commands that were not processed.

**Problem determination:** 2, 3, 8, and a listing of the RECON data sets

**Related information:**

Chapter 2, "IMS problem determination," on page 9

---

**DSP0095I DBDS GROUP RECORD DELETED,  
GRPNAME=*name***

**Explanation:** All members of the identified database data set (DBDS) group and the empty group record were deleted.

**System action:** None

**Programmer response:** No action is required.

---

**DSP0096E THE STATUS OF THE SPECIFIED CA RECORD CANNOT BE CHANGED**

**Explanation:** A CHANGE.CA VALID (or INVALID) command was issued for a change accumulation (CA) record with the PITCA flag ON. The command failed because the ERR flag must remain ON in this record so other DBRC functions do not attempt to use it.

**System action:** The command fails and subsequent commands are not processed.

**User response:** Resubmit the CHANGE.CA command after removing the VALID or INVALID parameter or specify a different CA record.

**Module:** DSPURM00

---

**DSP0099I THE AREA DOES NOT HAVE THE IC DATA SET REUSE ATTRIBUTE  
DBDNAME=*dbdname*  
AREANAME=*areaname***

**Explanation:** High-speed sequential processing (HSSP)

## DSP0101I • DSP0105I

Image Copy requires an area to have reusable image copy data sets.

**System action:** Processing by the Begin HSSP IC exit was terminated or the command failed and subsequent commands were not processed.

**Programmer response:** Issue the CHANGE.DBDS REUSE command for the specified area. If an HSSP application was terminated then issue the INIT.IC

command for the specified area to identify new image copy data sets to RECON, and restart the HSSP application. If a DBRC command failed then reissue it and any others that were not processed.

**Problem determination:** 2, 3, 8, and the listings of the RECON data sets

**Related information:**

Chapter 2, "IMS problem determination," on page 9

---

## DSP messages DSP0101-DSP0150

This topic contains the following messages:

---

**DSP0101I** IMAGE COPY DATA SET CANNOT BE PREDEFINED DBDNAME=*dbdname* DDNAME=*ddname*

**Explanation:** The database data set or area data set listed in the message text was identified in the RECON data set with the NOREUSE attribute. Empty image copy data sets for this database data set or area data set can be recorded in the RECON data set only if the database data set or area data set is redefined with the REUSE attribute.

**System action:** The INIT.IC command failed, and subsequent commands were not processed. No change was made in the RECON data sets.

**Programmer response:** Determine if the command was incorrect. If so, correct and reissue it. Otherwise, use a CHANGE.DBDS command of the Recovery Control utility with the REUSE parameter to predefine image copy data sets for the identified DBDS or area data set. Then reissue the command that failed.

**Problem determination:** None

---

**DSP0102I** CHANGE ACCUMULATION DATA SET CANNOT BE PREDEFINED CAGRP=*name*

**Explanation:** The change accumulation (CA) group *name* was identified in the RECON data sets with the NOREUSE attribute. Empty change-accumulation data sets for this change-accumulation group might be recorded in the RECON data sets only if the change-accumulation group is redefined with the REUSE attribute.

**System action:** The INIT.CA command failed, and subsequent commands were not processed. No change was made to the RECON data sets.

**Programmer response:** Determine if the command was incorrect. If so, correct and reissue it. Otherwise, use a CHANGE.CAGRP command of the Recovery Control utility with the REUSE parameter to predefine change-accumulation data sets for the identified CA group. Then reissue the command that failed.

**Problem determination:** None

---

**DSP0103I** DATA SET NAME DOES NOT FOLLOW NAMING CONVENTION DSNAME=*dsname*

**Explanation:** The data set name identified by *dsname* in the message text does not adhere to the optional data set naming convention of the Recovery Control utility for data sets being identified in the RECON data sets.

**System action:** The data set name was accepted, but its uniqueness cannot be ensured.

**Programmer response:** No action is required.

If the data set name is to adhere to the naming convention, use the appropriate command to change the data set name.

**Problem determination:** None

---

**DSP0104I** DSNAME IS NOT UNIQUE WITHIN RECON DSNAME=*dsname*

**Explanation:** An attempt was made to add the name of an image copy data set or a change accumulation (CA) data set to the RECON data sets. The name is identical to a data set name that already exists there.

**System action:** This command of the Recovery Utility failed, and subsequent commands were not processed. No changes were made in the RECON data sets.

**Programmer response:** Reissue the command, specifying a unique data set name; reissue any other commands that were not processed.

**Problem determination:** 2, 3, 8, and the listings of the RECON data sets

**Related information:**

Chapter 2, "IMS problem determination," on page 9

---

**DSP0105I** *parm1* PARAMETER SPECIFIED WITHOUT CORRESPONDING *parm2* PARAMETER

**Explanation:** *parm1* requires that you also specify *parm2*; *parm2* was not specified in the command.

**System action:** Processing is terminated. The RECON

data set is not updated. Subsequent commands were not processed.

**Programmer response:** Add the missing parameter to the command. Then reissue the command that failed, and any other commands that were not processed.

**Problem determination:** 2, 3, 8

**Related information:**

Chapter 2, "IMS problem determination," on page 9

**DSP0106I** *parm1* TIME-STAMP *time-stamp* NOT WITHIN VALID RANGES

**Explanation:** The time-stamp value of the parameter identified by *parm1* in the message text is not within valid ranges. The *time-stamp* field is a formatted image of the invalid time stamp.

**System action:** This command failed, and subsequent commands were not processed.

**Programmer response:** Correct the invalid time stamp. Reissue the command that failed, and any other commands that were not processed.

**Problem determination:** 2, 3, 8

**Related information:**

Chapter 2, "IMS problem determination," on page 9

**DSP0107I** DATA BASE DATA SET ALREADY DEFINED TO CA-GROUP *name* DBDNAME=*dbdname* DDNAME=*ddname*

**Explanation:** The request to add the identified database data set or area data set to the identified change accumulation (CA) group failed because the database data set or area data set is already a member of the change accumulation group.

**System action:** This command failed, and subsequent commands were not processed.

**Programmer response:** Correct the name of the database data set or area data set if it was specified incorrectly, or redefine the change accumulation group before reissuing the unchanged command. Reissue any other commands that were not processed.

**Problem determination:** 2, 3, 8, and the listings of the RECON data sets

**Related information:**

Chapter 2, "IMS problem determination," on page 9

**DSP0108I** DATA BASE DATA SET CANNOT BE INCLUDED IN CA-GROUP *grpname* DBDNAME=*dbdname* DDNAME=*ddname*

**Explanation:** The request to add the identified database data set or area data set to the change accumulation (CA) group identified by *grpname* failed because the database data set or area data set is:

- Not identified in the RECON data sets.

- A user-recoverable area. User-recoverable areas cannot be added to a change-accumulation group.

**System action:** This command failed, and subsequent commands were not processed.

**Programmer response:** Correct the name of the database data set or area data set if it was specified incorrectly. If the database data set or area data set is not identified in the RECON data set, use an INIT.DBDS or INIT.ADS command to do so. Then reissue the command that failed and any other commands that were not processed.

**Problem determination:** 2, 3, 8, and the listings of the RECON data set

**Related information:**

Chapter 2, "IMS problem determination," on page 9

**DSP0109I** DATA BASE DATA SET NOT DEFINED IN RECON DBDNAME=*dbdname* DDNAME=*ddname*

**Explanation:** This message is issued because one of the following problems occurred:

- During execution of the Recovery Control utility, a request for information from the RECON data set related to the identified database data set failed because the RECON data set has no record of the database data set.
- During execution of the IMS Recovery utility, the Image Copy utility, or /DBRC processing, the identified database data set is not in the RECON data set.
- A LIST command was issued, but a database data set or DEDB AREA specified on the command, or belonging to the group specified on the command, is not defined in the RECON data set.

**System action:** In the first case, this command failed, and subsequent commands were not processed. In the second and third cases, normal processing continues.

**Programmer response:** For the first case, correct the command so it identifies a database data set that is identified to the RECON data sets or initialize the database data set in the RECON data set. Then reissue the command that failed and any other commands that were not processed. For the second and third cases, no response is required.

**Problem determination:** 2, 3, 8, and the listings of the RECON data sets

**Related information:**

Chapter 2, "IMS problem determination," on page 9

**DSP0110I** UNABLE TO OPEN *ddname* DATA SET

**Explanation:** An attempt to open a non-VSAM data set failed. The *ddname* field identifies the DD statement that described the data set that could not be opened.

## DSP0111I • DSP0115I

**System action:** Processing of this utility was terminated.

**Programmer response:** Determine the reason for the OPEN failure, correct the problem, and rerun the failing utility.

**Problem determination:** 1, 2, 3, 8

**Related information:**

Chapter 2, "IMS problem determination," on page 9

---

**DSP0111I** DATA BASE DATA SET NOT DEFINED  
IN RECON DBDNAME=*dbdname*  
DDNAME=*ddname* DSNNAME=*dsname*

**Explanation:** During execution of the IMS Recovery utility and the Image Copy utility, the identified database data set is not in the RECON data set.

**System action:** Processing continues.

**Programmer response:** No action is required.

**Problem determination:** 2, 3, 8, and the listings of the RECON data sets

**Related information:**

Chapter 2, "IMS problem determination," on page 9

---

**DSP0112I** VOLSER *volser* SPECIFIED FOR *newvol*  
ALREADY EXISTS IN LOG RECORD

**Explanation:** The CHANGE.PRILOG or the CHANGE.SECLOG command was issued with the NEWVOL parameter, and the specified volume serial number was found in the PRILOG or SECLOG record.

**System action:** The command failed, and subsequent commands are not processed.

**Programmer response:** Correct the volume serial number and reissue the command.

**Problem determination:** 2, 3, 8, and a listing of the RECON data sets.

**Related information:**

Chapter 2, "IMS problem determination," on page 9

---

**DSP0113I** *record type* RECORD NOT FOUND IN  
RECON DBDNAME=*dbdname*  
DDNAME=*ddname* TIME=*time-stamp*

**Explanation:** The request to access or change a record in the RECON data set failed because a record with the specified attributes was not found.

The identified record type can be ALLOC, IMAGE, REORG, or RECOV. The DBDNAME and DDNAME fields identify the data set in the request. The TIME field identifies the time stamp of the record in the request.

**System action:** The request to access or change a record in the RECON data set failed.

**Programmer response:** Correct the attributes that identify the record, and reissue the command that failed.

---

**DSP0114I** CHANGE ACCUMULATION RECORD  
NOT FOUND IN RECON CAGRP=*name*  
RECORD TIME=*time-stamp*

**Explanation:** The request to access or update a change accumulation (CA) execution record in the RECON data sets failed because a record with the specified attributes cannot be found. The *name* identifies the change accumulation group, and *time-stamp* identifies the record time stamp.

**System action:** The requested access or update of the RECON data sets could not be accomplished.

**Programmer response:** Correct the attributes that identify the record, and reissue the command.

**Problem determination:** 2, 3, and the listings of the RECON data sets

**Related information:**

Chapter 2, "IMS problem determination," on page 9

---

**DSP0115I** *record-type* RECORD NOT FOUND IN  
RECON RECORD TIME=*time-stamp*

**Explanation:** The request to access or change a record in the RECON data sets failed because a record with the specified attributes could not be found.

**System action:** The request to access or change a record in the RECON data set failed.

If the request required the identified record in order to continue, the command fails with return code 12 and subsequent commands are not processed. However, return code 4 is set if processing expected this record to exist but can continue without it.

**Programmer response:** Correct the attributes that identify the record and reissue the command that failed. This message can also occur as an informational message during DELETE.ALLOC command processing, if the corresponding LOGALL record is not found and the allocation record was deleted.

For return code 4, this message is informational and no further action is necessary. For return code 12, correct the command that failed. Resubmit the command and any other commands that were not processed.

**Problem determination:** 2, 3, and the listings of the RECON data sets.

**Related information:**

Chapter 2, "IMS problem determination," on page 9

---

**DSP0116I RECON DATA SETS TO BE INITIALIZED ARE NOT EMPTY**

**Explanation:** An INIT.RECON command was issued for a RECON data set that is already initialized.

**System action:** The INIT.RECON command failed, and subsequent commands were not processed.

**Programmer response:** Change the INIT.RECON command to specify an empty RECON data set. It might be helpful to list the contents of the data set that was specified to determine if it can be used. Then reissue the command, and any others that were not processed.

**Problem determination:** 2, 3, 8, and the listings of the RECON data sets

**Related information:**

Chapter 2, "IMS problem determination," on page 9

---

**DSP0117I DATA BASE DATA SET ALREADY DEFINED TO RECON DBDNAME=*dbdname* DDNAME=*ddname***

**Explanation:** An INIT.DBDS command specified a database data set that was already identified in the RECON data set. The *dbdname* and *ddname* fields identify the database data set.

**System action:** The command failed, and subsequent commands were not processed.

**Programmer response:** Determine why the command specified a previously initialized database data set. Correct and reissue the command, if appropriate.

**Problem determination:** 2, 3, 8, and the listings of the RECON data sets

**Related information:**

Chapter 2, "IMS problem determination," on page 9

---

**DSP0118I CHANGE ACCUMULATION GROUP ALREADY DEFINED TO RECON CAGRP=*name***

**Explanation:** An INIT.CAGRP command specified a change accumulation (CA) group name that was already identified in the RECON data sets. *name* in the message text identified the change accumulation group name.

**System action:** The command failed, and subsequent commands were not processed.

**Programmer response:** Determine why the command specified a previously initialized change accumulation group. Correct and reissue the command if appropriate, and reissue any other commands that were not processed.

**Problem determination:** 2, 3, 8, and the listings of the RECON data sets

**Related information:**

Chapter 2, "IMS problem determination," on page 9

---

**DSP0119I RECORD WITH SAME TIME-STAMP ALREADY EXISTS IN RECON *record***

**Explanation:** A command to add a record to the RECON data set specified a time stamp that already exists for a record of the same type. The record field identifies the record with the duplicate time stamp.

**System action:** The command failed, and subsequent commands were not processed. No changes were made in the RECON data sets.

**Programmer response:** Determine if the failed command is being used to add to the RECON data set a record that is truly a duplicate, or if it is being used to add a record of a separate event. In the second case, the time stamp must be unique. Correct the time stamp before reissuing the command that failed.

**Problem determination:** 2, 3, 8, and the listings of the RECON data sets

**Related information:**

Chapter 2, "IMS problem determination," on page 9

---

**DSP0120I NEW DDNAME ALREADY EXISTS IN RECON DBDNAME=*dbdname* DDNAME=*ddname***

**Explanation:** A command to change in the RECON data sets the DDNAME of a database data set failed because a database data set with the same DBDNAME and DDNAME already exists in the RECON data sets. The *dbdname* and *ddname* fields identify the database data set.

**System action:** This command failed, and subsequent commands were not processed.

**Programmer response:** Determine if the new DDNAME in command was incorrect. If it was, correct it, and reissue the command that failed, and any other commands that were not processed.

**Problem determination:** 2, 3, 8, and the listings of the RECON data sets

**Related information:**

Chapter 2, "IMS problem determination," on page 9

---

**DSP0121I DATA BASE DATA SET NOT DEFINED IN DBD LIBRARY DBDNAME=*dbdname* DDNAME=*ddname***

**Explanation:** A command was issued either to identify a database data set in the RECON data sets, or to change the organization or *ddname* of a database data set that is already identified in the RECON data sets. The IMS DBD library contains no record of this database data set.

**System action:** A record of the database data set was not added to or changed in the RECON data sets.

## DSP0122I • DSP0125I

**Programmer response:** Correct the identification of the database data set and reissue the command that failed.

**Problem determination:** 2, 3. Also, see the listing of the IMS DBD library

**Related information:**

Chapter 2, "IMS problem determination," on page 9

---

### DSP0122I NO PREDEFINED CHANGE ACCUMULATION DATA SETS REMAINING CAGRP=*name*

**Explanation:** No empty change accumulation data sets remain for the identified change accumulation (CA) group name. The maximum number of change accumulation data sets to be maintained for this group has not yet been reached. (This would permit the reuse of existing change accumulation data sets in the group.) The current execution of the Change Accumulation utility was successful, and it used the last remaining predefined change accumulation data set for the identified change accumulation group. A subsequent Change Accumulation utility request fails unless one of the following actions is completed:

- Additional change accumulation data sets for the identified change accumulation group are predefined.
- The GRPMAX value for the identified change accumulation group is changed to permit the reuse of change accumulation data sets during the next execution of the Change Accumulation utility.
- The RECOVPD value for the identified change accumulation group is changed to permit the reuse of change accumulation data sets during the next execution of the Change Accumulation utility.

**System action:** Processing by the Change Accumulation utility continued.

**Programmer response:** Issue an INIT.CA command to define a new change accumulation data set for the identified change accumulation group, or issue a CHANGE.CAGRP command to change the GRPMAX or RECOVPD values.

**Problem determination:** 2, 3, 8, and the listings of the RECON data sets

**Related information:**

Chapter 2, "IMS problem determination," on page 9

---

### DSP0123I NO PREDEFINED IMAGE COPY DATA SETS REMAINING DBDNAME=*dbdname* DDNAME=*ddname*

**Explanation:** No empty image copy data sets remain for the identified database data set or area data set. The maximum number of recovery generations to be maintained for this database data set or area data set has not yet been reached. This situation allows the reuse of existing image copy data sets. The current execution of the Image Copy utility was successful, and it used the last remaining predefined image copy data set.

A subsequent execution of the Image Copy utility fails unless one of these situations is valid:

- Additional image copy data sets for the identified database data set or area data set are predefined.
- The GENMAX value for the identified database data set or area data set is changed to permit the reuse of image copy data sets during the next execution of the Image Copy utility.

**System action:** Processing by the Image Copy utility continues.

**Programmer response:** Issue an INIT.IC command to define a new image copy data set for the identified database data set or area data set, or issue a CHANGE.DBDS command to change the GENMAX value.

**Problem determination:** 2, 3, 8, and the listings of the RECON data sets

**Related information:**

Chapter 2, "IMS problem determination," on page 9

---

### DSP0124I DSNAME IS NOT UNIQUE WITHIN ADS DBD=*dbd name* AREA=*area name* ADSN=ADS DSN *name*

**Explanation:** During DBRC command processing (that is, CHANGE.ADS or INIT.ADS), the specified data set name was already registered in the RECON data set.

**System action:** The command failed, and subsequent commands were not processed.

**Programmer response:** Determine why the command specified a previously initialized data set name. Correct and reissue the command, if appropriate.

**Problem determination:** 2, 3, 8, and the listings of the RECON data sets

**Related information:**

Chapter 2, "IMS problem determination," on page 9

---

### DSP0125I CHANGE ACCUMULATION GROUP NOT DEFINED IN RECON CAGRP=*grpname*

**Explanation:** A request for information about the change accumulation (CA) group identified by *grpname* failed because there is no record of the specified group in the RECON data set.

**System action:** This command failed and subsequent commands were not processed.

**Programmer response:** Correct the command that failed so that it identifies a change accumulation group that is identified in the RECON data set. Reissue the command and any others that were not processed.

**Problem determination:** 2, 3, 8, and the listings of the RECON data sets

**Related information:**



Chapter 2, "IMS problem determination," on page 9

---

**DSP0126I    NUMBER OF INACTIVE PRILOG  
RECORDS DELETED WAS** *nnnnnnnnnn*

**Explanation:** This message identifies the number of inactive PRILOG records that were deleted by a DELETE.LOG command. For each PRILOG record that was deleted, any corresponding SECLOG, PRISLDS, and SECSLDS records were also deleted.

**System action:** Processing by the DELETE.LOG command continued.

**Programmer response:** No action is required.

**Problem determination:** 2, 3, 8, and the listings of the RECON data sets

**Related information:**

Chapter 2, "IMS problem determination," on page 9

---

**DSP0127I    NO LOG DATA SETS DEFINED IN  
RECON**

**Explanation:** A LIST.LOG command or a LIST.RECON command was used to request a listing of all log data sets identified in the RECON data sets; however, no log-data-set records were found.

**System action:** Processing of the command continued.

**Programmer response:** No action is required.

**Problem determination:** Listings of the RECON data sets

---

**DSP0128I    NO CHANGE ACCUMULATION  
GROUPS DEFINED IN RECON**

**Explanation:** A LIST.CAGRP command or a LIST.RECON command was used to request a listing of all change accumulation (CA) groups defined in the RECON data sets; however, no change accumulation group records were found.

**System action:** Processing of the command continued.

**Programmer response:** No action is required.

**Problem determination:** 2, 3, 8, and the listings of the RECON data sets

**Related information:**

Chapter 2, "IMS problem determination," on page 9

---

**DSP0129I    INSUFFICIENT MAXIMUM RECORD  
SIZE FOR RECON DATA SET**

**Explanation:**

At least one of the data sets to be initialized as a RECON data set was created with a maximum record or CI size that is insufficient for the data set to be used as a RECON data set.

**System action:** The INIT.RECON command failed, and

subsequent commands were not processed. The RECON data sets were not initialized.

**Programmer response:**

Recreate the data sets to be initialized as RECON data sets with maximum record size, CI size, or both sufficient for RECON processing.

**Problem determination:** 2, 3, 8

**Related information:**

Chapter 2, "IMS problem determination," on page 9

---

**DSP0130I    IMAGE COPY DATA SET NAMES  
NOT UNIQUE**

**Explanation:** A command to add or change the record of an image copy data set in the RECON data sets specified an existing data set name.

**System action:** The command failed, and subsequent commands were not processed.

**Programmer response:** Make the data set name of the image copy data set unique. Reissue the failed command, and any other commands that were not processed.

**Problem determination:** 2, 3, 8

**Related information:**

Chapter 2, "IMS problem determination," on page 9

---

**DSP0131I    DUPLICATE MEMBERS IDENTIFIED  
FOR CHANGE ACCUMULATION  
GROUP DBDNAME=*dbdname*  
DDNAME=*ddname***

**Explanation:** Duplicate database data set names were specified as members for the change-accumulation group being initialized by an INIT.CAGRP command. The duplicate database name (*dbdname*) and data set *ddname* (*ddname*) are identified in the message.

**Programmer response:** Make sure that all database data sets have unique names in the INIT.CAGRP command. Reissue the command and any other commands that were not processed.

**Problem determination:** 2, 3, 8

**Related information:**

Chapter 2, "IMS problem determination," on page 9

---

**DSP0132I    IMAGE COPY NEEDED FOR DBD=*dba*  
DDN=*ddn***

**Explanation:** An HD reload operation completed or an application just loaded a database (PROCOPT=L or PROCOPT=LS). An image copy should be taken before applications are scheduled to use the database data set or area data set.

**System action:** None

**Programmer response:** Schedule an image copy

## DSP0133I • DSP0137I

operation before scheduling application use of the identified database data set or area data set.

**Problem determination:** None

---

**DSP0133I PRILOG IS ASSOCIATED WITH AN ACTIVE SUBSYSTEM RECORD**  
**TIME=timestamp SSIDNAME=ssidname**

**Explanation:** This message indicates that the DBRC command identified a PRILOG or SECLOG record with any of the following possibilities:

- PRILOG or SECLOG record was within the log retention period for DELETE.LOG
- PRILOG or SECLOG record was within the time specified by the CLEANUP.RECON command.
- There were no active allocation records
- PRILOG or SECLOG is associated with a subsystem record

**System action:** Processing by DELETE.LOG command continues with return code=X'04'.

Processing CLEANUP.RECON command continues with return code=X'04' and the RECON log record is not deleted. Processing by the NOTIFY command fails with a return code of X'0C'.

**Programmer response:** No action is required.

For the CLEANUP.RECON case, evaluate whether the log is truly active. If it is not, delete the subsystem record and the associated RECON log records.

**Problem determination:** 2, 3, 8, and the listings of the RECON data sets

**Module:** DSPURD60, DSPURT50, DSPURT80

**Related information:**

Chapter 2, "IMS problem determination," on page 9

---

**DSP0134I DATA BASE DATA SET HAS BEEN UPDATED SINCE HISAM UNLOAD**  
**DBDNAME=dbdname DDNAME=ddname**  
**STARTIME=timestamp**

**Explanation:** An allocation record indicated that the identified database data set was updated after the HISAM unload operation completed but before the reload operation was executed.

**System action:** The HISAM reload operation failed.

**Programmer response:** If the changes to the database data set are to be kept, rerun the HISAM unload and reload operation. If the database data set changes are to be backed out, use the DELETE.ALLOC command and rerun the HISAM reload utility.

---

**DSP0135I LOG RECORD(S) COMPRESSED,**  
**RECORD TIME=timestamp**

**Explanation:** While executing the DELETE.LOG INACTIVE command, the NOTIFY.PRILOG RLDS command, the IMS Log Archive utility, or the batch logging utility, DBRC determined that there were inactive data set entries in the identified PRILOG and deleted them, compressing the PRILOG. The corresponding entries in the SECLOG, PRISLDS, and SECSLDS, if applicable, were also compressed. Inactive data set entries are those older than the oldest log required for recovery.

**System action:** Processing continues.

---

**DSP0136I MAXIMUM NUMBER OF CHANGE ACCUMULATION DATA SETS ALREADY DEFINED**  
**CAGRP=cagrname**

**Explanation:** An INIT.CA command was issued to predefine a change-accumulation data set in the RECON data sets for a change-accumulation group for which the maximum number of change-accumulation data sets has already been defined. *cagrname* in the message identifies the change-accumulation group.

**System action:** The INIT.CA command failed, and subsequent commands were not processed.

**Programmer response:** If additional change-accumulation data sets for the identified change-accumulation group are to be defined, use a CHANGE.CAGRP command to increase the maximum number of change-accumulation data sets maintained in the RECON data sets. Reissue the INIT.CA command and any others that were not processed.

**Problem determination:** 2, 3, 8, and the listings of the RECON data sets

**Related information:**

Chapter 2, "IMS problem determination," on page 9

---

**DSP0137I parameter 1 IS INCONSISTENT WITH PREDEFINED VOLUME INFORMATION**

**Explanation:** The volume information specified in the identified parameter of a NOTIFY.IC or NOTIFY.CA command does not agree with volume information in the record in the RECON data sets of the image copy or change-accumulation data set that is related to the command. The volume information in the RECON data sets must be the same as or be a subset of that specified in a NOTIFY.IC command. The volume information in the RECON data sets must be the same as that specified in a NOTIFY.CA command.

**System action:** The NOTIFY.IC or NOTIFY.CA command failed, and subsequent commands were not processed.

**Programmer response:** Change the volume information in either the RECON data sets or the command that failed. Then reissue the command, and any others that were not processed.

**Problem determination:** 2, 3, 8, and the listings of the RECON data sets

**Related information:**

Chapter 2, "IMS problem determination," on page 9

**DSP0138I**    *parameter1* TIME-STAMP IS NOT  
GREATER THAN *parameter2*  
TIME-STAMP

**Explanation:** In the command or function being run, *parameter1* must specify a time stamp that is later than the time stamp in *parameter2*.

For the NOTIFY PRI/SEC LOG switch call (closing the existing entry and opening a new OLDS entry at the same time), *parameter1* (insert run time) refers to the time stamp of the OLDS to be closed, and *parameter2* (insert start time) refers to the existing OLDS entry start-time time stamp.

If the command is NOTIFY.CA and the specified time stamps are correct, then *parameter1* refers to the specified run time, and *parameter2* refers to an existing change accumulation (CA) stop time.

For the End HSSP image copy processing, *parameter1* refers to the stop time of the HSSP image copy, and *parameter2* refers to the start time.

For the DASD logging switch exit, *parameter1* refers to the close time and *parameter2* refers to the start time of the current OLDS.

For the DASD logging close exit, *parameter1* refers to the close time, and *parameter2* refers to the start time of the OLDS to be closed.

**System action:** The command failed, and subsequent commands are not processed.

**Programmer response:** Correct the time stamps; then reissue the failing command and any others that were not processed.

**Problem determination:** 2, 3, 8, and the listings of the RECON data sets

**Related information:**

Chapter 2, "IMS problem determination," on page 9

**DSP0139I**    RECON ALREADY INFORMED OF  
DEALLOCATION

**Explanation:** A NOTIFY.ALLOC command was issued to add to the RECON data sets a record of the deallocation of a database data set. The corresponding allocation record already contains the deallocation information.

**System action:** The NOTIFY.ALLOC command failed,

and subsequent commands were not processed.

**Programmer response:** Determine if the NOTIFY.ALLOC command correctly identified the database data set and the deallocation time stamp. If so, correct the RECON data sets by deleting from it the existing allocation record and issuing a NOTIFY.ALLOC command to add to the RECON data sets the correct allocation and deallocation information.

**Problem determination:** 2, 3, 8, and the listings of the RECON data sets

**Related information:**

Chapter 2, "IMS problem determination," on page 9

**DSP0140I**    REQUIRED *parameter* PARAMETER  
NOT SPECIFIED

**Explanation:** A command was not processed because the parameter identified by *parameter* in the message text was not specified.

**System action:** The command failed, and subsequent commands were not processed.

**Programmer response:** Add the missing parameter. Then issue the command and any others that were not processed.

**Problem determination:** 2, 3, 8, and the listings of the RECON data sets

**Related information:**

Chapter 2, "IMS problem determination," on page 9

**DSP0141I**    *parameter* PARAMETER SHOULD NOT  
BE SPECIFIED

**Explanation:** A command could not be processed because there was a problem with the parameter identified by *parameter* in the message text. The parameter is either not valid with the command, or not consistent with the existing information in RECON.

The following situations can cause this error:

- The FULLSEG, NOFULLSG, or SHADOW keyword was specified for a non-Fast Path database.
- The OSAM8G or NOOSAM8G keyword was specified for a non-OSAM HALDB database.
- The OSAM8G keyword was specified for a database that is capable of being reorganized online.

**System action:** The command failed and subsequent commands were not processed.

**Programmer response:** Delete the indicated parameter. Then reissue the command and any others that were not processed.

**Problem determination:** 2, 3, 8, and the listings of the RECON data sets

**Related information:**

Chapter 2, "IMS problem determination," on page 9

---

**DSP0142I**    **REQUIRED** *parameter* **PARAMETER NOT SPECIFIED**

**Explanation:** A command could not be processed because you did not specify a required parameter in the command. The parameter is identified by *parameter* in the message text.

**System action:** Processing is terminated. The RECON data sets are not updated, and subsequent commands are not processed.

**Programmer response:** Determine the correct parameters to specify.

**Problem determination:** 2, 3, 8, and the listings of the RECON data sets

**Related information:**

Chapter 2, "IMS problem determination," on page 9

---

**DSP0143I**    *parameter* **PARAMETER SHOULD NOT BE SPECIFIED**

**Explanation:** A command could not be processed because the identified parameter was specified. The parameter identified by *parameter* in the message text is either not valid with the command, or not consistent with the existing information in the RECON data sets.

**System action:** The NOTIFY.PRILOG or NOTIFY.SECLOG command failed, and subsequent commands were not processed.

**Programmer response:** Delete the indicated parameter or determine the correct parameters to specify. Then reissue the command, and any others that were not processed.

**Problem determination:** 2, 3, 8, and the listings of the RECON data sets

**Related information:**

Chapter 2, "IMS problem determination," on page 9

---

**DSP0144I**    *parameter* **PARAMETER INCONSISTENT WITH RECON INFORMATION**

**Explanation:**

- The CFSTR2 parameter was entered for a CHANGE.DBDS command. If the area has been defined with the MAS parameter, CFSTR2 cannot be defined. The MAS parameter specifies that the area resides in a multi-area structure (MAS). For these structures, IMS duplexing is not supported.
- The ICDSN2 parameter cannot be specified in a DELETE.IC command if no duplicate image copy data set information exists in the image copy record.
- The VOLLIST2, INVALID2, VALID2, FILESEQ2, or UNIT2 parameters cannot be specified in a CHANGE.IC command if no duplicate image copy data set information exists in the image record, and the ICDSN2 parameter was not specified in the

- CHANGE.IC command to add information about a duplicate image copy data set.
- The SSID parameter was specified with the STARTIME parameter in the LIST.LOG command. The SSID specified did not match the SSID in the log record with the specified STARTIME.
- The INVALID or VALID parameters cannot be specified for any command to change an available, unused record in the RECON data sets.
- The REUSE attribute cannot be specified for a CHANGE.DBDS command when a nonstandard image copy data set is associated with that database data set.
- The STARTIME specified for a NOTIFY.PRILOG OLDS command is within the time bounds of an existing online log data set identified in the RECON data set for the specified subsystem ID. This is not allowed.
- The STOPTIME specified for a NOTIFY.PRILOG OLDS command is within the time bounds of an existing online log data set identified in the RECON data set for the specified subsystem ID. This is not allowed.
- The number of PURGLIST items specified in the NOTIFY command is greater than the number of database data sets defined (as group members) in the change accumulation (CAGROUP) record. This is not allowed.
- The ADDDB | DELDB parameters cannot be specified in the CHANGE.DBDSGRP command when changing members in a DBDS group.
- The ADDMEM | DELMEM parameters cannot be specified in the CHANGE.DBDSGRP command when changing members in a DB group.
- The CHANGE.SG command was issued with the NORTA parameter, but either no remote takeover processing had been requested or actions have been taken (by the operator) so that you cannot reverse the takeover. Once you start the new active or new tracker or start a batch backout job after the /RTAKEOVER command has completed, you cannot reverse the remote takeover without first reinstalling the tracking subsystem databases.
- The NOICREQ parameter was specified in a CHANGE.DB command for a recoverable database.
- The total number of PURGLIST, LSN, USID, LRID, or DSSN keyword values specified in the NOTIFY command is greater than the total number of database data sets defined (as group members) in the change accumulation (CAGROUP) record. This is not allowed. For example, if a group has five members and you want to specify values for LSN for this group, you can specify only up to five LSN values, such as LSN(101,102,103,104,105).

**System action:** The command is rejected.

**System programmer response:** If the area is defined with the MAS parameter indicating that it resides in a multi-area structure, remove the CFSTR2 parameter from the CHANGE.DBDS command. If the area is to reside in a single-area structure with IMS duplexing

(CFSTR1 and CFSTR2 defined), remove the MAS keyword.

**Problem determination:** 2, 3, 8, and the listings of the RECON data sets

**Related information:**

Chapter 2, "IMS problem determination," on page 9

**DSP0145I RECON ALREADY INFORMED OF LOG DATA SET CLOSE**

**Explanation:** A NOTIFY.PRILOG or NOTIFY.SECLOG command was issued to add to the RECON data sets information about the closing of a log data set. The record of the log data set in the RECON data sets already has a nonzero time stamp for its closing, indicating that this information was already entered.

**System action:** The NOTIFY.PRILOG or NOTIFY.SECLOG command failed, and subsequent commands were not processed.

**Programmer response:** Determine if the command correctly identified the log data set and the time stamp of its closing. Make any necessary changes to the command. If the command was correct, and the information in the RECON data set is incorrect, use a CHANGE.PRILOG or CHANGE.SECLOG command to correct the record. Then reissue the command, and any others that were not processed.

**Problem determination:** 2, 3, 8, and the listings of the RECON data sets

**Related information:**

Chapter 2, "IMS problem determination," on page 9

**DSP0146I MORE THAN 255 VOLUMES SPECIFIED FOR LOG DATA SET**

**Explanation:** A NOTIFY.PRILOG or NOTIFY.SECLOG command was used to define additional volumes for a log data set. The total number of volumes exceeds the allowable maximum of 255.

**System action:** The NOTIFY.PRILOG or NOTIFY.SECLOG command failed, and subsequent commands were not processed.

**Programmer response:** Change the volume information in either the RECON data sets or the command that failed. Then reissue the command, and any others that were not processed.

**Problem determination:** 2, 3, 8, and the listings of the RECON data sets

**Related information:**

Chapter 2, "IMS problem determination," on page 9

**DSP0147I RECOVERY TO *timestamp* IS NOT VALID**

**Explanation:** A NOTIFY.RECOV command was issued to add information about a recovery of a database data set to the RECON data sets. The RCVTIME value specified in the command and listed in the message is not valid according to information in the RECON data sets. This value must be a time when the DBDS or area was not being updated; that is, a time that is not covered by an active ALLOC record in the RECON and might not fall within the range of an existing time stamp recovery.

**System action:** The NOTIFY.RECOV command failed, and subsequent commands were not processed.

**Programmer response:** Correct the RCVTIME value specified in the NOTIFY.RECOV command and reissue the command along with any other commands that were not processed.

**Problem determination:** 2, 3, 8, and the listings of the RECON data sets

**Related information:**

Chapter 2, "IMS problem determination," on page 9

**DSP0148I *parameter* TIME-STAMP IS NOT GREATER THAN LAST VOLUME STOPTIME**

**Explanation:** A NOTIFY.PRILOG, NOTIFY.SECLOG, CHANGE.PRILOG or CHANGE.SECLOG command was issued to add or change the stop time of a log data set in the RECON data sets. The time stamp in the command is not greater than the time stamp already recorded in the RECON data sets for the log data set.

**System action:** The command failed, and subsequent commands were not processed.

**Programmer response:** Correct the time stamp in the command. Then reissue the command, and any others that were not processed.

**Problem determination:** 2, 3, 8, and the listings of the RECON data sets

**Related information:**

Chapter 2, "IMS problem determination," on page 9

**DSP0149I USER IMAGE COPY OR REORG NOTIFICATIONS NOT VALID WITH REUSE ATTRIBUTE DBDNAME=*name* DDNAME=*name***

**Explanation:** A NOTIFY.UIC or NOTIFY.REORG command was issued for the identified database data set or area data set. The command did not complete because the identified database data set or area data set is defined in the RECON data sets with the REUSE attribute.

If a NOTIFY.REORG command was issued, a REORG

## DSP0150I • DSP0153A

record was written, but the Image Copy record was not created.

**System action:** The NOTIFY.UIC or NOTIFY.REORG command did not complete. For the NOTIFY REORG command, only the REORG record was created; the IC record was not.

**Programmer response:** Only database image copy data sets created by the DataBase Image Copy utility or the Online Image Copy utility can be recorded in the RECON data set for database data sets or area data sets with the REUSE attribute. If the database data set or area data set is no longer to have this attribute, change it with a CHANGE.DBDS command. That would allow addition of information to the RECON data sets about nonstandard image copy data sets for the identified database data set or area data set. Then reissue the command, and any others that were not processed.

**Problem determination:** 2, 3, 8, and the listings of the RECON data sets

**Related information:**

Chapter 2, "IMS problem determination," on page 9

---

DSP0150I DATA SET IDENTIFIER IN DBDLIB  
AND RECON DO NOT MATCH  
DBDNAME=*name* DDNAME=*name*

**Explanation:** A NOTIFY.REORG, CHANGE.DBDS, or

INIT.DBDS command determined that the data set identifier in the IMS DBD library no longer matches the data set identifier in the RECON data set. The database data set or area data set for which the command was issued is identified in the message.

**System action:** The NOTIFY.REORG, CHANGE.DBDS, or INIT.DBDS command failed, and subsequent commands were not processed.

The INIT.DBDS command reports all DBDS or AREA records that no longer match the RECON.

**Programmer response:** The latest DBDGEN has resequenced the database in the DBDLIB. Because the data set identifier has been changed, all image copy data sets, change-accumulation data sets, and database changes recorded on logs are no longer valid for use in recovering the identified database data set or area data set.

Rerun the DBDGEN after changing the cause of the resequencing. Otherwise, you must delete and reinitialize all of the identified database data sets or area data sets in the RECON using the INIT.DBDS command, and take new image copies.

**Problem determination:** 2, 3, 8, and a listing of the RECON data set

**Related information:**

Chapter 2, "IMS problem determination," on page 9

---

## DSP messages DSP0151-DSP0200

This topic contains the following messages:

---

DSP0151I DATA BASE OR DATA SET  
ORGANIZATION HAS CHANGED

**Explanation:** A NOTIFY.REORG or CHANGE.DBDS command was processed. The database organization of a database data set, or its data set organization, has been changed over that previously recorded in the RECON data sets.

**System action:** If the command was NOTIFY.REORG, processing continued; if the command was CHANGE.DBDS, processing was terminated. If the organization of the database or of the database data set has changed, use a NOTIFY.REORG command to add this information to the RECON data sets before reissuing the CHANGE.DBDS command that failed.

**Problem determination:** 2, 3, 8, and the listings of the RECON data sets

**Related information:**

Chapter 2, "IMS problem determination," on page 9

---

DSP0152I IMAGE COPY NOTIFICATIONS NOT  
VALID FOR DATA BASE  
ORGANIZATION DBDNAME=*name*  
DDNAME=*name*

**Explanation:** A NOTIFY.REORG command specifying an image copy data set was not processed because the corresponding database is not a HISAM database. Therefore the image copy data set is not usable by the DataBase Recovery utility.

**System action:** The NOTIFY.REORG command failed, and subsequent commands were not processed.

**Programmer response:** Remove from the NOTIFY.REORG command the information about the image copy data set. Then reissue the command, and any others that were not processed.

**Problem determination:** 2, 3, 8, and the listings of the RECON data sets

**Related information:**

Chapter 2, "IMS problem determination," on page 9

---

DSP0153A DEALLOCATION EXIT FAILED FOR  
DBDNAME=*dbdname* DDNAME=*ddname*  
ALLOCATION *timestamp1*  
DEALLOCATION *timestamp2*

**Explanation:** The request to record the deallocation for *timestamp2* failed. If *timestamp1* or *timestamp2* does not print, the time stamp was invalid.

**System action:** Further authorization to the database is prohibited. Message DSP0300I is issued and identifies the error that was found:

- No ALLOC record
- ALLOC already deallocated

For information about these errors, see message DSP0300I.

**Operator response:** Review the information in RECON to determine why the deallocation exit failure occurred. Take appropriate actions to ensure recoverability of the database by taking one of the following actions:

- Take an image copy of the database or area.
- Record the allocation record in RECON by issuing NOTIFY.ALLOC command.

Issue the CHANGE.DB AUTH command to allow access to the database or area when appropriate.

If this problem appears to be a logical error within DBRC, contact IBM Software Support.

**Problem determination:** 2, 3, 35, and a listing of RECON

**Related information:**

DSP0300I

Chapter 2, "IMS problem determination," on page 9

**DSP0154I SPECIFIED IMAGE RECORD IS USER IMAGE COPY**

**Explanation:** A DELETE.IC or CHANGE.IC command failed because the image copy record specified in the command identifies a nonstandard image copy data set.

**System action:** The DELETE.IC or CHANGE.IC command failed, and subsequent commands were not processed.

**Programmer response:** If the record of the nonstandard image copy data set is correct in the RECON data sets, use a DELETE.UIC or a CHANGE.UIC command to delete or change the record, respectively. Then reissue any other commands that were not processed.

**Problem determination:** 2, 3, 8, and the listings of the RECON data sets

**Related information:**

Chapter 2, "IMS problem determination," on page 9

**DSP0155I SPECIFIED IMAGE RECORD IS STANDARD IMAGE COPY**

**Explanation:** A DELETE.UIC or CHANGE.UIC command failed because the image copy record specified in the command identifies an image copy data set that was created by the Image Copy utility or the Online Image Copy utility (a standard image copy data set).

**System action:** The DELETE.UIC or CHANGE.UIC command failed, and subsequent commands were not processed.

**Programmer response:** If the record of the standard image copy data set is correct in the RECON data sets, use a DELETE.IC or a CHANGE.IC command to delete or change the record, respectively. Then reissue any other commands that were not processed.

**Problem determination:** 2, 3, 8, and the listings of the RECON data sets

**Related information:**

Chapter 2, "IMS problem determination," on page 9

**DSP0156I NO ACTIVE ALLOCATIONS TO BE DELETED**

**Explanation:** A DELETE.ALLOC command failed for one of these reasons:

- No active allocations of the database data set specified in the command were found in the corresponding LOGALL record.
- The corresponding PRILOG record is not closed in the RECON data sets.

**System action:** The DELETE.ALLOC command failed, and subsequent commands were not processed.

**Programmer response:** Determine if the DELETE.ALLOC command correctly identified the allocation to be deleted. If not, correct the command. Then reissue the command, and any others that were not processed.

**Problem determination:** 2, 3, 8, and the listings of the RECON data sets

**Related information:**

Chapter 2, "IMS problem determination," on page 9

**DSP0157I IMAGE COPY DATA SET NAME INCONSISTENT WITH RECON INFORMATION**

**Explanation:** You issued a DELETE.IC command to delete information about a duplicate image copy data set from a specified image copy record in the RECON data sets. The command failed because the name specified in the ICDSN2 parameter of the command did not match the name of the duplicate image copy data set in the identified record of the RECON data sets.

**System action:** The DELETE.IC command failed, and subsequent commands were not processed.

**Programmer response:** Correct the name specified in the ICDSN2 parameter of the DELETE.IC command. Then reissue the command, and any others that were not processed.

**Problem determination:** 2, 3, 8, and the listings of the RECON data sets

**Related information:**

Chapter 2, "IMS problem determination," on page 9

---

**DSP0158I** MEMBER OF CHANGE  
ACCUMULATION GROUP NOT  
FOUND IN RECON DBDNAME=*name*  
DDNAME=*name*

**Explanation:** A DELETE.CAGRP command failed. The database data set or area data set identified in the message was a member of the CAGRP being deleted, but no header record for the database data set or area data set was found in the RECON data set. This situation indicates an inconsistency in the RECON data sets.

**System action:** The DELETE.CAGRP command failed, and subsequent commands were not processed.

**Programmer response:** Obtain a listing of the RECON data set to determine the location and extent of the inconsistency. If the identified database data set or area data set had been deleted from the RECON data set, the corresponding entry in the CAGRP record should also have been reset to binary zeros. Correct the inconsistencies in the RECON data set. Then reissue the command that failed, and any others that were not processed.

**Problem determination:** 2, 3, 8, and the listings of the RECON data sets

**Related information:**

Chapter 2, "IMS problem determination," on page 9

---

**DSP0159I** DATA BASE DATA SET NOT DEFINED  
IN CHANGE ACCUMULATION  
GROUP DBDNAME=*name*  
DDNAME=*name*

**Explanation:** A DELETE.CAGRP command failed. The header record of the database data set or area data set identified in the message indicates that it is not a member of the change-accumulation group for which the DELETE.CAGRP command was issued. However, the record of the change-accumulation group lists the identified database data set or area data set among its members. This situation indicates an inconsistency in the RECON data set.

**System action:** The DELETE.CAGRP command failed and subsequent commands were not processed.

**Programmer response:** Using a listing of the RECON data set, identify the inconsistency. Correct the inconsistency in the RECON data set. Then reissue the command, and any others that were not processed.

**Problem determination:** 2, 3, 8, and the listings of the RECON data sets

**Related information:**

Chapter 2, "IMS problem determination," on page 9

---

**DSP0160I** *parameter* TIME-STAMP IS  
INCONSISTENT WITH RECON  
INFORMATION

**Explanation:** The parameter of a CHANGE.PRILOG or CHANGE.SECLOG command specified a time stamp for the last volume of a log data set that was not equal to its equivalent in the RECON data sets. The parameter is identified by *parameter* in the message text.

**System action:** The CHANGE.PRILOG or CHANGE.SECLOG command failed, and subsequent commands were not processed.

**Programmer response:** Correct the time stamp of the identified parameter. Then reissue the command, and any others that were not processed.

**Problem determination:** 2, 3, 8, and the listings of the RECON data sets

**Related information:**

Chapter 2, "IMS problem determination," on page 9

---

**DSP0161I** VOLLIST AND RUNTIMES LISTS DO  
NOT CONTAIN THE SAME NUMBER  
OF ENTRIES

**Explanation:** A CHANGE.PRILOG or CHANGE.SECLOG command failed because VOLLIST and RUNTIMES parameters do not contain the same number of entries.

**System action:** The CHANGE.PRILOG or CHANGE.SECLOG command failed, and subsequent commands were not processed.

**Programmer response:** Correct the parameters of the command. Then reissue the command, and any others that were not processed.

**Problem determination:** 2, 3, 8, and the listings of the RECON data sets

**Related information:**

Chapter 2, "IMS problem determination," on page 9

---

**DSP0162I** LOG DATA SET VOLUME  
INFORMATION CANNOT BE  
CHANGED

**Explanation:** A CHANGE.PRILOG or CHANGE.SECLOG command to change information in the RECON data sets about a log data set failed because the log data set is not closed. The VOLLIST and RUNTIMES parameters can be specified only for a log data set that has a stop time of nonzero, indicating that it is closed.

**System action:** The CHANGE.PRILOG or CHANGE.SECLOG command failed, and subsequent commands were not processed.

**Programmer response:** Wait until the closing of the log data set has been recorded in the RECON data sets.



Then reissue the failed command and any others that were not processed.

**Problem determination:** 2, 3, 8, and the listings of the RECON data sets

**Related information:**

Chapter 2, "IMS problem determination," on page 9

**DSP0164I ONLY ONE CHECKPOINT COUNT VALUE CAN BE SPECIFIED FOR A TRACKING LOG RECORD.**

**Explanation:** A CHANGE command was issued to change the checkpoint count value, but more than one value was specified.

**System action:** The command fails and subsequent commands are not processed.

**Programmer response:** Reissue the command with only one checkpoint count value specified.

**Module:** DSPURM35, DSPURM40

**DSP0165I DATA BASE RECORD NOT FOUND IN RECON DBD=*database name***

**Explanation:** A LIST.DB or LIST.HISTORY command was issued for a nonexistent database record. If the database identified by *database name* in the message text is a partition of a HALDB, a RECON inconsistency has been encountered.

**System action:** If this error occurs while listing a HALDB, DBRC processing terminates. Otherwise, processing continues.

**Programmer response:** If this error occurs while listing a HALDB, contact IBM Software Support for assistance. Otherwise, determine if the database name was misspelled in the command. Reissue the command that failed and any other commands that were not processed.

**Problem determination:** 2, 3, 8, and the listings of the RECON data sets

**Related information:**

Chapter 2, "IMS problem determination," on page 9

**DSP0166I BACKOUT RECORD NOT FOUND IN RECON SSID=*subsystem name***

or

**SUBSYSTEM RECORD NOT FOUND IN RECON SSID=*subsystem name***

or

**SUBSYSTEM RECORD WAS FOUND IN RECON SSID=*subsystem name***

**Explanation:** A CHANGE, DELETE, or LIST backout

(BKOUT) or subsystem (SUBSYS) command was issued for a nonexistent subsystem name. A NOTIFY.BKOUT command might have been issued for an existing subsystem name.

**System action:** Processing is terminated. The RECON data sets are not updated. Subsequent commands are not processed.

**Programmer response:** Determine if a misspelling has occurred. Then issue again the command that failed, and any other commands that were not processed.

**Problem determination:** 2, 3, 8, and the listings of the RECON data sets

**Related information:**

Chapter 2, "IMS problem determination," on page 9

**DSP0167I IRLMID *irlmid* NOT FOUND IN ANY SUBSYSTEM RECORDS**

**Explanation:** During a CHANGE.SUBSYS command, it was discovered that the specified IRLMID was not found in any subsystem record.

In the message text, *irlmid* identifies the IRLMID.

**System action:** Processing is terminated. The RECON data sets are not updated.

**Programmer response:** Determine if the IRLMID has been misspelled or if the specified IRLMID has no outstanding subsystem records. If the IRLMID has been misspelled, correct the spelling and submit the command again.

**Problem determination:** 2, 3, 8, and the listings of the RECON data sets

**Related information:**

Chapter 2, "IMS problem determination," on page 9

**DSP0168I BATCH BACKOUT IS NEEDED FOR SUBSYSTEM SSID=*ssid***

**Explanation:** The subsystem record in RECON was marked abnormally terminated as a result of the CHANGE.SUBSYS ABNORMAL command. The message is issued for either of two reasons:

1. The subsystem had updated databases; the failed subsystem could have caused some databases to need backout.
2. The subsystem was a batch subsystem using the IRLM, and it had not updated a database.

The Backout utility should be run to clean up the IRLM locks.

**System action:** The command was successful.

**Programmer response:** Run the IMS Backout utility.

---

**DSP0169I BATCH BACKOUT IS NOT NEEDED FOR SUBSYSTEM SSID=*subsystem name***

**Explanation:** The subsystem record in RECON was deleted during the execution of CHANGE.SUBSYS ABNORMAL; batch backout does not need to be run. The subsystem record was deleted because the subsystem had not updated a database. All databases authorized by the subsystem were unauthorized.

**System action:** The command was successful.

**User response:** No action is required.

**Problem determination:** None

---

**DSP0170I NO DATA BASE RECORDS FOUND IN RECON**

**Explanation:** A LIST.DB command was issued, but no database records exist in the RECON data set.

**System action:** Processing continues.

**User response:** No action is required.

**Problem determination:** 2, 3, 8, and the listings of the RECON data sets

**Related information:**

Chapter 2, "IMS problem determination," on page 9

---

**DSP0171I ABNORMAL AND (STARTRCV|ENDRECOV) SHOULD NOT BE SPECIFIED TOGETHER**

**Explanation:** During a CHANGE.SUBSYS command, it was discovered that the ABNORMAL parameter was specified with the STARTRCV or ENDRECOV parameters. This situation is an inconsistency.

**System action:** Processing is terminated. The RECON data set is not updated.

**User response:** Determine the correct parameter and submit the command again.

**Problem determination:** 2, 3, 8, and the listings of the RECON data sets

**Related information:**

Chapter 2, "IMS problem determination," on page 9

---

**DSP0172I NO SUBSYSTEM RECORDS FOUND IN RECON**

**Explanation:** You issued a LIST.SUBSYS command, but no subsystem records exist in the RECON data set.

**System action:** Processing continues.

**User response:** No action is required.

**Problem determination:** 2, 3, 8, and the listings of the RECON data sets

**Related information:**

Chapter 2, "IMS problem determination," on page 9

---

**DSP0174I CORRESPONDING PRILOG RECORD NOT FOUND**

**Explanation:** During the processing of a LIST.HISTORY command, an ALLOC record was found in the RECON data set without a corresponding PRILOG record. This indicates an inconsistency in the RECON data set. The ALLOC record without a corresponding PRILOG record is listed before this message.

**System action:** Processing of the LIST request continues.

**Programmer response:** Correct the inconsistency in the RECON data set.

**Problem determination:** 2, 3, 8, and the listings of the RECON data sets

**Related information:**

Chapter 2, "IMS problem determination," on page 9

---

**DSP0175I UNAUTHORIZATION PROCESSING WAS UNSUCCESSFUL DBD=*dbdname* SSIDNAME=*subsystem name* RC=*return code***

**Explanation:** The subsystem called DBRC to unauthorize the database, but DBRC encountered a problem preventing successful unauthorization. RC identifies the error return code. See DBRC request return codes for the meaning of the return code.

For RC=24, DBRC tried to calculate a new held-authorization state and a valid state was not obtained. The subsystem was unauthorized, but the database record is marked in the RECON data set, so no other subsystem can be authorized to use the database. This problem is a program error in DBRC or IMS.

**System action:** The unsuccessful return code is passed to the caller.

**User response:** Gather information about the unauthorization process and contact IBM Software Support. For RC=24, the database can be authorized again after all of the subsystems identified in the SSID list have unauthorized the database.

**Problem determination:** 2, 3, 8, and the listings of the RECON data sets

**Module:** DSPSDBUA

**Related reference:**

 DBRC request return codes

**Related information:**

Chapter 2, "IMS problem determination," on page 9

---

**DSP0177I NO *type* RECORDS DEFINED IN RECON**

**Explanation:** As a result of a LIST command, no records of the type indicated by *type* in this message can be found in the RECON.

**System action:** Processing continues.

**Problem determination:** 2, 3, 8, and the listings of the RECON data sets

**Related information:**

Chapter 2, "IMS problem determination," on page 9

---

**DSP0178I CORRESPONDING LOGALL NOT FOUND**

**Explanation:** During the processing of a LIST.LOG or a LIST.RECON command, a PRILOG record was encountered in the RECON data set for which a corresponding LOGALL record was not found. This problem indicates an inconsistency in the RECON data set. The PRILOG record for which a corresponding LOGALL record was not found is listed preceding this message.

**System action:** Processing of the LIST request continues.

**User response:** Correct the inconsistency in the RECON data set.

**Problem determination:** 2, 3, 8, and the listings of the RECON data sets

**Related information:**

Chapter 2, "IMS problem determination," on page 9

---

**DSP0179I EXTRANEOUS *record-type* RECORD FOUND IN RECON**

**Explanation:** The record, either LOGALL or SECLOG, identified by *record-type* in the message was found in the RECON data set, but a corresponding PRILOG record was not found. This situation indicates an inconsistency in the RECON data set. The extraneous record is listed following this message.

**System action:** Processing of the LIST request continues.

**User response:** Correct the inconsistency in the RECON data set.

**Problem determination:** 2, 3, 8, and the listings of the RECON data sets

**Related information:**

Chapter 2, "IMS problem determination," on page 9

---

**DSP0180I NUMBER OF RECORDS LISTED IS *nnnnn***

**Explanation:** This message specifies the total number of records displayed by the DBRC LIST command.

**System action:** Processing continues.

**User response:** No action is required.

---

**DSP0181I NO *type* RECORD FOUND**

**Explanation:** While processing the LIST.HISTORY command, no records of the specified *type* were found for the database data set or DEDB area being listed.

The possible record types are:

available: IC  
available CA  
IC  
CA  
ALLOC  
MRGND  
REORG  
RECOV

**System action:** None.

**Programmer response:** No action is required.

---

**DSP0182I EXTRANEOUS SECSLDS RECORD FOUND SSID=*ssid* TIME= *timestamp***

**Explanation:** During the processing of a LIST.LOG command, a secondary system log data set (SLDS) record with the specified SSID and start time was found without a corresponding primary SLDS record. This problem is the result of an inconsistency in the RECON data sets.

**System action:** Processing continues.

**Programmer response:** Correct the inconsistency in the RECON data sets.

**Problem determination:** 2, 3, 8, and a listing of the RECON data sets

**Related information:**

Chapter 2, "IMS problem determination," on page 9

---

**DSP0183I NO *record-type* RECORD FOUND DBDNAME=*dbdname* DDNAME=*ddname***

**Explanation:** DBRC processing failed because it could not locate the record type identified by *record-type* in the message text for this database data set.

**System action:** DBRC processing terminates.

**Programmer response:** Contact IBM Software Support for assistance.

**Problem determination:** 2, 3, 8, and the listings of the RECON data sets

**Related information:**

Chapter 2, "IMS problem determination," on page 9

---

**DSP0184I    USE OF THE INPUT LOG BY THIS  
RELEASE IS UNSUPPORTED**

**Explanation:** This IMS release was unable to use the input log.

**System action:** Processing is terminated.

**Programmer response:** Process the input log with the IMS release that created it.

**Problem determination:** 2, 3, 8, and the listings of the RECON data sets

**Module:** DSPARC00, DSPARC10, DSPLRC00, DSPLRC10, DSPUBK00

**Related information:**

Chapter 2, "IMS problem determination," on page 9

---

**DSP0185I    RECON RECORD LENGTH IS ZERO**  
*record key*

**Explanation:** An attempt to add or change a record in the RECON data sets failed because the passed length of the record image is zero.

This message is followed by DSP0020I, which lists the formatted record key.

**System action:** The record was not added or changed. Processing by the Database Recovery Control utility ended.

**Programmer response:** Contact IBM Software Support.

**Problem determination:** 2, 3, 8, and the listings of the RECON data sets

**Module:** DSPARC00, DSPARC10, DSPLRC00, DSPLRC10, DSPUBK00

**Related information:**

"DSP0020I" on page 125

Chapter 2, "IMS problem determination," on page 9

---

**DSP0186I    UNRECOGNIZABLE RECON RECORD  
TYPE** *record-key*

**Explanation:** A record was found in the RECON data set that contains an unrecognizable record type. The key of this record is identified in the message.

**System action:** Processing of the command continues.

**User response:** Examine the unrecognizable record. An Access Method Services PRINT command can be used to obtain a hexadecimal listing of the record in question to determine if it is a true RECON record with an erroneous key that should be corrected, or if it is a totally unrecognizable record type. If unrecognizable, the record should be deleted from the RECON data set. The REPRO command of Access Method Services can be used to copy all records of the RECON data set

except the unrecognizable record.

**Problem determination:** 2, 3, 8, and the listings of the RECON data set

**Related information:**

Chapter 2, "IMS problem determination," on page 9

---

**DSP0187I    CAGRP= *grpname* AND ALL  
ASSOCIATED CA RECORDS ARE  
DELETED**

**Explanation:** All members of the change accumulation (CA) group identified by *grpname*, the empty CAGRP record, and all associated CA execution records were deleted.

**System action:** None.

**Programmer response:** No action is required.

---

**DSP0188I    BACKOUT RECORD COMMAND  
FAILED- REASON *nbr***

**Explanation:** A NOTIFY, CHANGE, or DELETE backout (BKOUT) record command failed for one of the following reasons, where *nbr* is the reason code:

Code	Meaning
1	An invalid character was found in the unit of recovery (UOR) parameter. The characters must be hexadecimal in the range 0-9 or A-F.
2	Neither the DBD nor the BKO parameter was specified when a new UOR was added to the backout record. At least one is required.
3	The same database name was specified in both the DBD and BKO parameters. A database cannot require backout <i>and</i> have already been backed out.
4	None of the optional parameters for the CHANGE.BKOUT command were specified. The command must be directed to take some action.
5	The DELETE parameter was specified, but the UOR identified by the UOR and UORTIME parameters does not exist in the backout record identified by SSID.
6	At least one of the databases listed in the DELETE parameter does not exist in the identified UOR entry of the backout record involved.
7	An attempt was made to add or change the status of databases to that of databases requiring backout for a UOR that has backout processing completed. Only the databases marked as backed out (BKO parameter) and deleted (DELETE parameter) can be in this UOR. This error condition is included for integrity purposes. However, for a successful change, a valid change to the UOR is made using a CHANGE.BKOUT command, such as resetting the PSB to the current value. Then,

- reissue the command that failed. DBRC will accept the added or changed database to backout needed.
- 8 The NOTIFY.BKOUT command cannot be used to create a backout record for a subsystem (SSID) that is authorized to any of the databases listed in the DBD or BKO parameter. This error might be the result of a misspelled SSID or database name.

**System action:** Processing terminates. The RECON data sets are not updated, and subsequent commands are not processed.

**User response:** Correct, remove, or include the parameters required. Then, reissue the backout command and any other commands that were not processed.

**Problem determination:** 2, 3, 8, and the listings of the RECON data sets

**Related information:**

Chapter 2, "IMS problem determination," on page 9

---

**DSP0189I GENJCL COMMAND REJECTED FOR USER-RECOVERABLE DATABASES**  
**DBD= database name AREA=area name**

**Explanation:** DBRC GENJCL command processing discovered that the GENJCL.RECOV command was specified with a user-recoverable database.

**System action:** This command failed and subsequent commands were not processed.

**Module:** DSPJCMAL, DSPJCRCV

---

**DSP0190I GENERATED UTILITY JCL:**

**Explanation:** A listing of the job control language that was generated by a GENJCL command follows this informational message.

**System action:** Processing continues.

**User response:** No action is required.

**Problem determination:** 2, 3, 8, and the listings of the RECON data set

**Related information:**

Chapter 2, "IMS problem determination," on page 9

---

**DSP0191E INVALID GENJCL.IC STATEMENT SYNTAX, REASON=nn**

**Explanation:** A control statement for the GENJCL.IC command is invalid for one of the following reasons:

**Reason code** *nn*

**Meaning**

- 01 VOLLIST2, VOLLIST3, or VOLLIST4 is specified with the parameter SMSONLC or SMSOFFLC.

- 02 Invalid number of output copies is specified for SMSONLC or SMSOFFLC.

- 03 One or more of the following parameters is specified, but the HLQ parameter is not:  
 DSNSUF  
 NODSNSUF  
 STORCLAS  
 MGMTCLAS

You cannot specify these parameters without also specifying the HLQ parameter.

- 04 One or more of the following parameters is specified, but neither the SMSONLC parameter nor the SMSOFFLC parameter is specified:

- HLQ  
 DSNSUF  
 NODSNSUF  
 STORCLAS  
 MGMTCLAS

You cannot specify these parameters without also specifying either the SMSONLC parameter or the SMSOFFLC parameter.

- 05 The generated output data set name exceeds 44 characters or contains invalid qualifiers.

- 06 Either the parameter STORCLAS or the parameter MGMTCLAS is specified with VOLLIST. You cannot specify these parameters with VOLLIST.

- 07 The SETPATCH parameter contains syntax errors.

- 08 The SETPATCH parameter can be specified only with the parameters SMSONLC, SMSOFFLC, SMSCIC, or SMSNOCIC.

**System action:** Control statement processing is terminated. The return code for the utility is 8.

**System programmer response:** Correct the problem indicated and issue another GENJCL.IC command to create the input for the Database Image Copy 2 utility.

**Module:** DSPJCMAL

---

**DSP0192I SAMEDS KEYWORD NOT VALID**

**Explanation:** The SAMEDS keyword was specified as a subparameter of the GENJCL.IC command, but one of the following problems exists:

- The ONEJOB keyword was omitted.
- The group specified by the GROUP keyword has more than 255 members.

**System action:** Command processing terminates and subsequent commands are ignored.

**User response:** Reenter the command without the SAMEDS keyword.

**Problem determination:** 2, 3

**Module:** DSPJCMAL, DSPJCMG

**Related information:**

Chapter 2, "IMS problem determination," on page 9

---

**DSP0193I**    *parameter* **PARAMETER IS INCONSISTENT WITH REUSE ATTRIBUTE**

**Explanation:** The database data set that was specified in a GENJCL.IC command or a GENJCL.OIC command, or the change-accumulation group specified in a GENJCL.CA command, is identified in the RECON data set with the REUSE attribute. The parameter identified in the message can be specified only for database data sets or change-accumulation groups that are identified in the RECON data set with the NOREUSE attribute.

**System action:** The command (GENJCL.IC, GENJCL.OIC, or GENJCL.CA) failed, and subsequent commands were not processed.

**User response:** Remove the identified parameter and reissue the failing command. Any other commands that were not processed can also be reissued.

**Problem determination:** 2, 3, 8, and the listings of the RECON data set

**Related information:**

Chapter 2, "IMS problem determination," on page 9

---

**DSP0194I**    **OPERATION NOT ALLOWED FOR ILDS OR INDEX DATABASE DATA SETS DBD=db name DDN=dd name**

**Explanation:** The requested operation, command, or utility is attempting to run for an ILDS or Index data set of a HALDB. These data sets are not recoverable and therefore the operation is not allowed. For operations involving more than one DBDS, DBD and DDN identify the problem DBDS.

In the message text:

*db name*

Identifies the name of the HALDB that contains the problem database data set.

*dd name*

Identifies the DD name of the data set experiencing the problem.

**System action:** The utility failed or the command failed and subsequent commands were not processed

**Programmer response:** Determine if the operation correctly identified the DBDS. Make any necessary change and run the operation again

**Problem determination:** 2, 3, 8, and the listings of the RECON data sets

**Related information:**

Chapter 2, "IMS problem determination," on page 9

---

**DSP0195I**    *keyword* **KEYWORD IS NOT ALLOWED FOR THIS DL/I PARTITIONED-DB RECORD DBDNAME=db name**

**Explanation:** The keyword identified by *keyword* was either not applicable or not allowed for records that are associated with HALDBs. For operations involving more than one database, *db name* identifies the problem database.

**System action:** If the command was for a specific database, the command failed and subsequent commands were not processed. A command involving more than one database results in a warning (RC=4). Subsequent commands are processed.

**Programmer response:** Determine if the command correctly identified the record.

**Problem determination:** 2, 3, 8, and the listings of the RECON data sets

**Related information:**

Chapter 2, "IMS problem determination," on page 9

---

**DSP0197I**    **ONLINE REORG NOTIFICATION NOT VALID FOR DATABASE ORGANIZATION**

**Explanation:** A command to update the RECON regarding a HALDB OLR was issued for a database that is not the correct type. HALDB OLR is valid for HALDB PHDAM or PHIDAM databases only.

**System action:** Processing is terminated. The command fails. Review the RECON contents and reissue the command appropriately.

**Programmer response:** Contact IBM Software Support if you require additional assistance.

**Problem determination:** 2, 3, 8, and the listings of the RECON data sets

**Related information:**

Chapter 2, "IMS problem determination," on page 9

---

**DSP0198I**    **RECOVERY NOT ALLOWED DURING ONLINE REORGANIZATION**

**Explanation:** Recovery when HALDB OLR is active is not allowed.

**System action:** Processing is terminated. The command fails. Review the RECON contents and reissue the command appropriately.

**Programmer response:** Contact IBM Software Support if you require additional assistance.

**Problem determination:** 2, 3, 8, and the listings of the RECON data sets

**Related information:**

Chapter 2, "IMS problem determination," on page 9

---

**DSP0199I IMAGE COPY RUNTIME COINCIDES WITH ONLINE REORG EXECUTION**

**Explanation:** A NOTIFY command to add an image copy was issued. However, HALDB online reorganization (OLR) was active.

**System action:** Processing is terminated. The command fails. Review the RECON contents.

**Programmer response:** Contact IBM Software Support if you require additional assistance.

**Problem determination:** 2, 3, 8, and the listings of the RECON data sets

**Related information:**

Chapter 2, "IMS problem determination," on page 9

---

## DSP messages DSP0201-DSP0250

This topic contains the following messages:

---

**DSP0201I THE FOLLOWING REQUIRED PARAMETERS ARE MISSING:**

*parameter1 parameter2 parameter3  
parameter4 parameter5*

**Explanation:** One or more of the identified parameters required for a command were not found. A common cause of this message is incorrect continuation of a command.

**System action:** This command was not processed.

**User response:** Reissue the command, specifying all required parameters, using the correct continuation for the command.

**Problem determination:** 2, 3

**Related information:**

Chapter 2, "IMS problem determination," on page 9

**Explanation:** The command completed with the identified condition code.

**System action:** None.

**User response:** If the condition code is not 0, determine the cause of the error from other messages.

---

**DSP0204I INVALID VALUE FOR PARAMETER**  
*parameter*

**Explanation:** A value for a command or EXEC card parameter was found that did not meet the requirements of the parameter. *parameter* in the message text identifies the parameter. Possible errors are:

- A numeric value was not within the allowed limits.
- The value contained a nonnumeric character.
- The opening parenthesis before the value was missing.
- A character string had an invalid length or contained an invalid character.

**System action:** This command failed, and subsequent commands were not processed.

**Operator response:** Correct the parameter value and reissue the command.

**Problem determination:** 2, 3

**Related information:**

Chapter 2, "IMS problem determination," on page 9

---

**DSP0202I INVALID PARAMETER:** *string*

**Explanation:** The character string identified by *string* was found in a command where a parameter was expected. The character string does not match any valid parameter for the command being processed. The message identifies the first 20 characters of the input that was encountered and interprets the characters as a parameter.

The specified invalid parameter might be implied by other parameters and might not have been entered as part of the command. For example, entering a command for a group implies either a DDN(...) or AREA(...) parameter, which might be invalid for the command.

**System action:** The command failed, and subsequent commands were not processed.

**User response:** Reissue the command after correcting the error in its parameters.

**Problem determination:** 2, 3

**Related information:**

Chapter 2, "IMS problem determination," on page 9

---

**DSP0205I PARENTHESIS ERROR AFTER KEYWORD** *keyword*

**Explanation:** There is a problem with the parentheses in a command:

- Too many parentheses delimit keyword values.
- Parentheses occur where not expected.
- Parentheses occur before an optional or required parameter, which might be missing.

The error was encountered after the specified keyword.

**System action:** This command failed, and subsequent commands were not processed.

**User response:** Correct the error and reissue the command. You can reissue any other commands that were not processed.

---

**DSP0203I COMMAND COMPLETED WITH CONDITION CODE** *nn*

**Problem determination:** 2, 3

**Related information:**

Chapter 2, "IMS problem determination," on page 9

---

**DSP0206I**    **INVALID COMMAND NAME** *string*

**Explanation:** The character string identified by *string* in the message text was found where a *verb.modifier* was expected as the command. The character string does not match any valid command name. The message identifies the first 20 characters of the input that was encountered and interprets the characters as a parameter.

**System action:** This command failed, and subsequent commands were not processed.

**User response:** Correct the command name and reissue the command. Any other commands that were not processed can also be reissued.

**Problem determination:** 2, 3

**Related information:**

Chapter 2, "IMS problem determination," on page 9

---

**DSP0207I**    **INVALID APOSTROPHE AFTER  
KEYWORD** *keyword*

**Explanation:** The special character apostrophe was encountered in a command in a place where it was not expected. The error occurred after the specified keyword.

**System action:** This command failed, and subsequent commands were not processed.

**User response:** Correct the invalid character and reissue the command. You can reissue any other commands that were not processed.

**Problem determination:** 2, 3

**Related information:**

Chapter 2, "IMS problem determination," on page 9

---

**DSP0208I**    **END OF COMMENT DELIMITER  
MISSING - ONE IS ASSUMED**

**Explanation:** The *\*/* delimiter, which specifies the end of a comment in a command line, was not found before the end of the command line, and the continuation delimiter (to continue the line) was not specified.

**System action:** A *\*/* delimiter was assumed at the end of the input line. Processing of the command continued.

**User response:** Correct the command if the assumed *\*/* delimiter caused other problems.

**Problem determination:** 2, 3

**Related information:**

Chapter 2, "IMS problem determination," on page 9

---

**DSP0209I**    **PROCESSING TERMINATED WITH  
CONDITION CODE = *nn***

**Explanation:** Because of errors described in preceding error messages, processing of commands was terminated. The *nn* field identifies the highest condition code encountered.

**System action:** Processing was terminated. Subsequent commands were ignored.

**User response:** Correct the errors. Reissue the command that failed and any subsequent commands that were not processed.

**Problem determination:** 2, 3, 8

**Related information:**

Chapter 2, "IMS problem determination," on page 9

---

**DSP0210I**    **CLOSING QUOTE DELIMITER  
MISSING - ONE IS ASSUMED**

**Explanation:** A quote delimiter, which specifies the end of a character string that began with a quote, was not encountered before the end of the command input line, and the minus continuation delimiter (to continue the line) was not specified.

**System action:** A closing quote delimiter was assumed at the end of the input line. Processing of the command continued.

**User response:** Correct the command if the assumed quote delimiter caused other problems.

**Problem determination:** 2, 3

**Related information:**

Chapter 2, "IMS problem determination," on page 9

---

**DSP0211I**    **COMMAND PROCESSING  
COMPLETE. HIGHEST CONDITION  
CODE=*nn***

**Explanation:** All Recovery Control utility commands in the SYSIN input data set have been processed. The *nn* field identifies the highest condition code encountered.

**System action:** None.

**User response:** If the condition code is not 0, determine from other messages if processing was successful.

**Problem determination:** 2, 3, 8

**Related information:**

Chapter 2, "IMS problem determination," on page 9



---

**DSP0212I**    **STRING BEGINNING *string* IS TOO LONG**

**Explanation:** The identified character string exceeded 255 characters for the command being processed. The message identifies up to the first 20 characters of the string in error. The error might be caused by a missing closing quote delimiter.

**System action:** This command failed, and subsequent commands were not processed.

**User response:** Correct the character string with the error and reissue the command.

**Problem determination:** 2, 3

**Related information:**

Chapter 2, "IMS problem determination," on page 9

---

**DSP0213I**    **COMMAND CONTINUATION ERROR**

**Explanation:** The last record in a command contained a continuation delimiter, which indicates the command was continued, but no continuation record was found.

**System action:** This command failed, and subsequent commands were not processed.

**User response:** Remove the continuation delimiter or supply the continuation record. Reissue the command that failed, and any other commands that were not processed.

**Problem determination:** 2, 3

**Related information:**

Chapter 2, "IMS problem determination," on page 9

---

**DSP0214I**    **NO COMMANDS IN INPUT FILE**

**Explanation:** No commands were found in the SYSIN input file.

**System action:** No processing was performed.

**User response:** Correct the SYSIN input and rerun the job.

**Problem determination:** 2, 3

**Related information:**

Chapter 2, "IMS problem determination," on page 9

---

**DSP0215I**    **NEITHER *parameter1* NOR *parameter2* PARAMETERS SPECIFIED**

**Explanation:** Either the *parameter1* parameter or the *parameter2* parameter is required for the command, but neither parameter was specified in the command.

**System action:** The command failed, and subsequent commands were not processed.

**User response:** Correct the command and reissue it; any other commands that were not processed can also be reissued.

**Problem determination:** 2, 3, 8, and the listings of the RECON data set.

**Related information:**

Chapter 2, "IMS problem determination," on page 9

---

**DSP0216I**    **BOTH *parameter1* AND *parameter2* PARAMETERS SPECIFIED**

**Explanation:** The *parameter1* and *parameter2* parameters are mutually exclusive parameters for the command being processed, but both have been specified in the command.

**System action:** The command was processed.

**User response:** Check the results of the command. When mutually-exclusive parameters are specified, the last one in the command is used.

**Problem determination:** 2, 3, 8, and the listings of the RECON data set.

**Related information:**

Chapter 2, "IMS problem determination," on page 9

---

**DSP0217I**    **THE FOLLOWING SYSIN RECORDS HAVE BEEN SKIPPED:**

**Explanation:** Due to errors described in prior error messages, the remainder of the SYSIN input was not processed. This message precedes a list of records that were not processed.

**System action:** Processing continues.

**User response:** No action is required.

**Problem determination:** 2, 3, 8, and the listings of the RECON data set.

**Related information:**

Chapter 2, "IMS problem determination," on page 9

---

**DSP0218I**    **END OF SKIPPED SYSIN RECORDS**

**Explanation:** This message marks the end of the list of SYSIN records that were not processed because of prior errors.

**System action:** Processing was completed.

**User response:** No action is required.

**Problem determination:** 2, 3, 8, and the listings of the RECON data set.

**Related information:**

Chapter 2, "IMS problem determination," on page 9

---

**DSP0219I**    **CLOSING PARENTHESES ASSUMED**

**Explanation:** One or more parentheses delimiting the end of a parameter value were not encountered before the end of a command input line. A minus continuation delimiter was not specified to continue the line.

## DSP0220I • DSP0222I

**System action:** Closing parentheses were assumed at the end of the input line. Processing of the command continued.

**User response:** Correct the command if the assumed closing parentheses caused other problems with processing of the command.

**Problem determination:** 2, 3

**Related information:**

Chapter 2, "IMS problem determination," on page 9

---

### DSP0220I COMMAND COMPLETION TIME *time*

**Explanation:** The DBRC command that was just processed completed at the specified time.

**System action:** None.

**User response:** No action is required.

**Problem determination:** None.

---

### DSP0221I DSN PARAMETER MUST BE SPECIFIED WITH DDN FOR A DL1 DBDS DBD=*dbd name* DDN=*ddnname*

**Explanation:** You issued an INIT.DBDS DBD(*dbd*) DDN(*ddn*) command without a DSN parameter. The DSN parameter is required with the DDN parameter.

**System action:** The command failed.

**User response:** Check the command syntax.

**Problem determination:** 2, 3, 8, and the listings of the RECON data sets.

**Related information:**

Chapter 2, "IMS problem determination," on page 9

---

### DSP0222I SPECIFIED PARAMETERS CONFLICT

**Explanation:** DBRC command processing discovered one of the following errors:

- The CHANGE.DB command was specified with the ALL keyword and one or more of the following keywords:
  - PINIT or NOPINIT
  - REORGI or NOREORGI
  - NONRECOV, USERRCOV, or RECOVABL
  - ICREQ or NOICREQ
  - PARTSEL or HIKEY
  - DBQUI, DBQUIH, NODBQUI, or NODBQUIH
  - OLRRGON or OLRRGOFF
  - OLRIMSID() or NOOWNER
  - OLRDBDS(A) or OLRDBDS(M)
  - OLRBytes()
  - OLRSegs()
  - OLRRoots()
  - OLRREL or OLRNOREL
  - FULLSEG or NOFULLSEG
  - ALTER or NOALTER
  - OSAM8G or NOOSAM8G

- The CHANGE.DB command was issued with the GSGNAME and NOTCOVER keywords. These keywords are mutually exclusive.
- The CHANGE.DB command was issued with the OLRCAP and OSAM8G keywords. These keywords are mutually exclusive.
- The CHANGE.DB command was issued with the OSAM8G keyword, but the database is capable of being reorganized online, which is not allowed.
- The CHANGE.DB command was issued with the UNAUTH keyword and some keyword other than DBD, AREA, or ACTIVE|TRACKING.
- The INIT.DB command was issued with the NOICREQ keyword but without the NONRECOV or USERRCOV keyword.
- The INIT.DB command was issued with the USERRCOV keyword but without TYPEFP.
- The INIT.DB command was issued with the OLRCAP or OLRNOCAP keyword but without TYPHALDB.
- The INIT.DB command was issued with the OSAM8G or NOOSAM8G keyword but without TYPHALDB.
- The INIT.DBDS or CHANGE.DBDS command was issued with both the NOPREO and the PRELOAD keywords. You can only preload a VSO area if it has been opened first.
- A LIST.DB command was issued with the CHKAUTH keyword but without the required DBD keyword.
- For a LIST.DBDS DBD (*dbd*) DDN(*ddn*) command:
  - The DDN keyword was specified, but the DBDS is a DEDB.
  - The AREA keyword was specified, but the DBDS is a DL/I DBDS.
- The NOTIFY.ALLOC command was issued with both the QUIESCE and STARTIME keywords. QUIESCE is valid only with DEALTIME.
- For the CHANGE.DB command, OLRBYTES, OLRSEGS, and OLRRROOTS are not allowed with ALL, UNAUTH, OLRCAP, or OLRNOCAP.

**System action:** For the LIST.DBD command, processing continues with this message. For other commands, processing fails, and any subsequent commands are not processed.

**User response:** For the LIST.DBD command, no action is required. For the other commands, correct the parameters and reissue the command.

**Problem determination:** 2, 3, 8, and listings of the RECON data sets.

**Module:** DSPURM10, DSPURM20, DSPURM35, DSPURM40, DSPURM45, DSPURPSS, DSPURS00, DSPUR10, DSPURT10, DSPURX00

**Related information:**

Chapter 2, "IMS problem determination," on page 9

---

**DSP0223I NO PARAMETERS SPECIFIED**

**Explanation:** You issued a CHANGE.RECON or a REPAIR.RECON command without specifying any parameters.

**System action:** Processing terminates with a return code of 12.

**User response:** Correct the command and reissue it.

**Problem determination:** 2, 3, 8

**Module:** DSPURS10, DSPURR00

**Related information:**

Chapter 2, "IMS problem determination," on page 9

---

**DSP0224I SPECIFIED PARAMETERS ARE NOT ALLOWED**

**Explanation:** The parameters specified within a command are not allowed. The following situations can cause this error:

- The CHANGE.DB command was specified with the PINIT or NOPINIT keyword for a non-HALDB.
- A parameter was specified for a Fast Path DEDB in a DL/I database or a parameter for a DL/I database in a Fast Path DEDB.
- The CHANGE.DBDS command was issued with the GSGNAME and NOTCOVER parameter. These parameters are mutually exclusive.
- The CHANGE.DBDS command was issued with the DDN parameter and also one or more of the following parameters: GSGNAME, NOTCOVER, RCVTRACK, DBTRACK. These parameters are not allowed with the DDN parameter.
- The CHANGE.DBDS PRELOAD|NOPREL command was issued for a non-VSO area.
- The CHANGE.DBDS or INIT.DBDS command specifying VSO|NOVSO, PREOPEN|NOPREO or PRELOAD|NOPREL was issued for a full function DBDS. These parameters are only applicable to Fast Path DEDB areas.
- The CHANGE.DBDS command was issued with one or more of the following parameters: CFSTR1, CFSTR2, LKASID. These parameters are not allowed for share level 0 or 1 DEDB.
- The GENJCL.IC command was issued with the NOCIC or CIC parameter and either COPIES(3) or COPIES(4) was specified. COPIES(3) or COPIES(4) can only be specified with SMSNOCIC or SMSCIC.
- PINIT or NOPINIT parameters cannot be specified with non-partitioned databases.
- NOPINIT cannot be specified with HIKEY because changing the Partition Selection routine requires the partition to be initialized.
- One of the following parameters was specified, but the target database was not a HALDB master database:
  - HIKEY or PARTSEL
  - OLRCAP or OLRNOCAP
  - OSAM8G or NOOSAM8G

- ALTER or NOALTER parameters can be specified only with HALDBs and DEDBs.
- The ACCESS(SERIAL) or ACCESS(PARALLEL) command is not allowed if IMSPLEX () or NOPLEX is specified.
- OLRBYTES, OLRSEGS, and OLRROOTS are not valid for a partition database that cannot run OLR (OLRNOCAP).
- For a CHANGE.DB command, you cannot specify PINIT and DBQUI.
- For a CHANGE.DB command, you can specify RANDOMZR()|NORAND only for Fast Path DEDBs.

**System action:** This command failed, and subsequent commands were not processed.

**Programmer response:** Correct the specified parameters and reissue the command.

**Problem determination:** 2, 3, 8, and the listings of your RECON data sets.

**Module:** DSPCHKWD, DSPJCIMG, DSPURM10, DSPURM60, DSPURS00, DSPURT20, DSPURM90

**Related information:**

Chapter 2, "IMS problem determination," on page 9

---

**DSP0225I SUBSYSTEM RECORD NOT MARKED AS RECOVERY PROCESSING STARTED SSID=ssid**

**Explanation:** The command failed because the recovery-processing-started flag was not on in the specified subsystem record in the RECON data set.

**System action:** Processing is terminated. The RECON data set is not updated.

**User response:** Issue the DBRC CHANGE.SUBSYS STARTRCV command to mark the subsystem record as recovery-processing-started.

**Problem determination:** 2, 3, 8, and the listings of the RECON data sets.

**Related information:**

Chapter 2, "IMS problem determination," on page 9

---

**DSP0226I SPECIFIED DBDS IS NOT FOR FAST PATH DBD=dbd name AREA=area name**

**Explanation:** During DBRC command processing, you issued a CHANGE.ADS, DELETE.ADS, or INIT.ADS command but the DBDS is not a Fast Path DEDB.

**System action:** The command failed and subsequent commands were not processed.

**Programmer response:** Determine if a valid Fast Path DEDB was identified in the command and reissue the command and any others that were not processed.

**Problem determination:** 2, 3, 8, and the listings of your RECON data sets.

**Related information:**

---

**DSP0227I**    **USE THE CHANGE OR DELETE BKOUT COMMAND INSTEAD REFERENCING DBDNAME=.....**

**Explanation:** Because at least one backout record contains backouts for the database, you must use the CHANGE.BKOUT or DELETE.BKOUT command.

**System action:** The command failed.

**User response:** Use the CHANGE.BKOUT or DELETE.BKOUT command.

**Problem determination:** 2, 3, 8, and the listings of the RECON data sets.

**Related information:**

Chapter 2, "IMS problem determination," on page 9

---

**DSP0228I**    **NEW AREANAME ALREADY EXISTS IN RECON DBD=database name AREA=area name**

**Explanation:** During DBRC command processing (that is, CHANGE.DBDS), a command to change the AREANAME of a Fast Path area in the RECON data set failed because an area with the same DBDNAME and AREANAME already existed in the RECON data set. The dbd name (*database name*) and area name (*area name*) fields identify the Fast Path area.

**System action:** This command failed and subsequent commands were not processed.

**User response:** Determine if the new AREANAME in the command was incorrect. If it was, correct it and reissue the command that failed, and any other commands that were not processed.

**Problem determination:** 2, 3, 8, and the listings of the RECON data sets.

**Related information:**

Chapter 2, "IMS problem determination," on page 9

---

**DSP0229I**    **VOLUME NOT FOUND IN LOG RECORD, VOLSER= volser**

**Explanation:** The CHANGE.PRILOG or CHANGE.SECLOG command was issued with the OLDVOL parameter. The specified volume serial number was not found in the PRILOG or SECLOG record.

**System action:** The command failed, and subsequent commands are not processed.

**Programmer response:** Correct the volume serial number and reissue the command.

**Problem determination:** 2, 3, 8, and a listing of the RECON data sets.

**Related information:**

---

**DSP0230I**    **UNAUTHORIZATION PROCESSING WAS UNSUCCESSFUL DBD=dbdname AREA=areaname SSID=subsystem name RC=return code**

**Explanation:** The subsystem called DBRC to unauthorize the AREA, but DBRC encountered a problem preventing successful unauthorization. RC identifies the error return code. See the DBRC request return codes information for the meaning of the return code.

For RC=24, DBRC tried to calculate a new held-authorization state and a valid state was not obtained. The subsystem was unauthorized, but the AREA record is marked in the RECON data set so no other subsystem can be authorized to use the AREA. This is a program error in DBRC or IMS.


**System action:** The unsuccessful return code is passed to the caller.

**User response:** Gather information about the unauthorization process and contact the IBM Support Center. For RC=24, the AREA can be authorized again after all of the authorized subsystems have unauthorized the AREA.

**Problem determination:** 2, 3, 8, and the listings of the RECON data sets.

**Module:** DSPSDBUA

**Related reference:**

 DBRC request return codes (Messages and Codes)

**Related information:**

Chapter 2, "IMS problem determination," on page 9

---

**DSP0231I**    **SPECIFIED AREA IS NOT IN RECOVERY NEEDED STATUS DBD=dbdname AREA=areaname**

**Explanation:** The identified area was specified on a GENJCL.RECOV statement for the DB recovery utility to perform the track recovery for the DEDB. However, the specified area is not in recovery-needed status.

**System action:** Processing was terminated.

**Programmer response:** Check if the specified area is in recovery-needed status (that is, the area is the recovery-needed flag off).

**Problem determination:** 2, 3, 8, and a listing of the RECON data sets.

**Related information:**

Chapter 2, "IMS problem determination," on page 9

---

---

**DSP0232I**    **AREA IS NOT IN RECOVERY  
NEEDED STATUS DBD=*dbd name*  
AREA=*area name***

**Explanation:** The identified area data set was specified on SYSIN control statement for execution of the DEDB Initialization utility. However, the specified area is not in recovery-needed status and the specified area data set is not in unavailable status. The DEDB Initialization Utility can be allowed when the specified area has the recovery-needed flag on (recovery-needed status).

**System action:** Processing by the DEDB Initialization utility was terminated.

**User response:** Determine if the specified AREA record in RECON should be changed so that the recovery flags are turned on.

**Problem determination:** 2, 3, 8, and the listings of the RECON data sets.

**Related information:**

Chapter 2, "IMS problem determination," on page 9

---

**DSP0233I**    **AREA IS IN RECOVERY NEEDED  
STATUS DBD=*dbd name* AREA=*area  
name***

**Explanation:** An INIT.ADS AVAIL or CHANGE.ADS AVAIL command was issued for the specified Fast Path area. However, the AREA is in recovery-needed status. An INIT.ADS AVAIL or CHANGE.ADS AVAIL command can be specified only when the AREA is in not recovery-needed status. If the INIT.ADS AVAIL or CHANGE.ADS AVAIL command is to be specified for the recovery-needed AREA, the AREA has to be changed to the nonrecovery-needed status.

**System action:** This command failed.

**User response:** Either run the forward recovery utility for the area, or issue a CHANGE DBDS command to turn off the recovery flags.

**Problem determination:** 2, 3, 8, and the listings of the RECON data sets.

**Related information:**

Chapter 2, "IMS problem determination," on page 9

---

**DSP0234I**    **MAX NUMBER OF AREA DATA SETS  
BEEN REACHED DBD=*dbd name*  
AREA=*area name***

**Explanation:** An INIT.ADS command was specified for the AREA for which the maximum number of the AREA data set has been reached. Up to seven area data sets can be defined under one area. The total number of AREA data sets exceeds the allowable maximum of seven.

**System action:** This command failed.

**User response:** Check how many AREA data sets belong to this AREA.

**Problem determination:** 2, 3, 8, and the listings of the RECON data sets.

**Related information:**

Chapter 2, "IMS problem determination," on page 9

---

**DSP0235I**    **THE DS NAME OF THE FIRST AREA  
DATA SET WAS USED FOR THE  
DBDS DBD=*dbd name* DDN=*ddname***

**Explanation:** You specified a CHANGE.DB TYPEIMS command for the DEDB record. If the current DEDB has multiple AREA Data Sets, this message is issued. This message indicates that the first data set in the ADS-LIST has been assigned as a DDN and a DSN for the DL/I DBDS record. This message is issued for information only.

**System action:** Processing continues.

**User response:** No action is required.

**Problem determination:** 2, 3, 8, and the listings of the RECON data sets.

**Related information:**

Chapter 2, "IMS problem determination," on page 9

---

**DSP0236I**    **AREA IS STILL AUTHORIZED AND  
ADS IS AVAILABLE DBD=*dbdname*  
AREA=*area name* AREA=*area name*  
ADDN=ADS *dd name***

**Explanation:** You issued a DELETE.ADS command for an area data set that was still available and whose area was still authorized. A DELETE.ADS command is not allowed when the AREA is authorized and the specified ADS is available.

**System action:** This command failed.

**User response:** Wait until the area is unauthorized or the ADS is unavailable.

**Problem determination:** 2, 3, 8, and the listings of the RECON data sets.

**Related information:**

Chapter 2, "IMS problem determination," on page 9

---

**DSP0237I**    **AREA IS STILL AUTHORIZED AND  
ADS IS BEING USED BY THE CREATE  
UTILITY DBD=*dbd name* AREA=*area  
name* ADDN=ADS *dd name***

**Explanation:** You issued a DELETE.ADS command for an area data set whose AREA is still authorized, and the Create utility is running for the area data set. A DELETE.ADS command is not allowed when the AREA is authorized, and the Create utility is running for the area data set.

**System action:** This command failed.

## DSP0238I • DSP0245I

**User response:** Wait until the area is unauthorized and the Create utility completes.

**Problem determination:** 2, 3, 8, and the listings of the RECON data sets.

**Related information:**

Chapter 2, "IMS problem determination," on page 9

---

**DSP0238I CANNOT DELETE OLDS SSID=*ssid*  
DDNAME=*ddname***

**Explanation:** You made a request to delete the last closed online log data set (OLDS) for the subsystem. This data set should not be deleted because it might be needed to close the first online log data set in a later restart.

**System action:** The command failed, and subsequent commands are not processed.

**User response:** If the data set must be deleted, execute the DELETE.LOG command with the LASTCLOS keyword.

**Problem determination:** None.

---

**DSP0239I INCORRECT NUMBER OF TIME  
STAMPS FOR NEWTIME PARAMETER**

**Explanation:** The CHANGE.PRILOG or CHANGE.SECLOG command specified the NEWTIME parameter. An incorrect number of time stamps was given for the NEWTIME parameter. The number of time stamps on the NEWTIME parameter must be one less than the number of volumes specified for the NEWVOL parameter.

**System action:** The command failed, and subsequent commands are not processed.

**Programmer response:** Specify the correct number of time stamps and reissue the command.

**Problem determination:** 2, 3, 8, and a listing of the RECON data sets.

**Related information:**

Chapter 2, "IMS problem determination," on page 9

---

**DSP0240I NO AREA DATA SETS TO PROCESS**

**Explanation:** No area data sets meet the selection criteria of the command entered. For the GENJCL.RECOV command, there is no unavailable ADS. For GENJCL.IC, there is no available ADS to process.

**System action:** This command failed, and subsequent commands were not processed.

**Programmer response:** Issue the CHANGE.ADS command to set the ADS AVAIL or UNAVAIL as appropriate.

**Problem determination:** 2, 3, 8, and the listings of the RECON data sets.

**Related information:**

Chapter 2, "IMS problem determination," on page 9

---

**DSP0242I *ddname1* DSN=*dsname* REPLACED BY  
*ddname2* DSN=*dsname***

**Explanation:** The RECON data set identified by *ddname1* has been replaced as an active RECON data set by the data set identified by *ddname2*. This situation can occur because of an I/O error on a RECON, or because of the CHANGE.RECON REPLACE(RECONn) command.

**System action:** Processing continues.

**User response:** No action is required.

**Problem determination:** None.

---

**DSP0243I JOB TERMINATED DUE TO  
UNAVAILABLE SPARE RECON DATA  
SET. THE ONLY AVAILABLE RECON  
IS DSN=*dsname*.**

**Explanation:** DBRC was unable to locate two matching RECON data sets and no spare RECON data set was available. The operating mode does not allow a single RECON data set to be in effect. If more than one RECON data set was presented to the job, the most current data set is identified by *dsname*.

**System action:** The job is terminated.

**User response:** Define two spare RECON data sets and rerun the job.

**Problem determination:** None.

---

**DSP0244I JOB CONTINUING IN SPITE OF  
UNAVAILABLE SPARE RECON DATA  
SET**

**Explanation:** DBRC was unable to locate two matching RECON data sets, and no spare RECON data set was available. The operating mode allowing a single RECON data set is in effect.

**System action:** Processing continues.

**User response:** No action is required.

**Problem determination:** 2, 3, 8, and the listings of the RECON data sets.

**Related information:**

Chapter 2, "IMS problem determination," on page 9

---

**DSP0245I JOB TERMINATED DUE TO  
UNAVAILABLE RECON DATA SETS**

**Explanation:** DBRC was unable to locate any RECON data set.

**System action:** The job is terminated.

**User response:** Define RECON data sets, and rerun the job.

**Problem determination:** None.

**DSP0246I DSSN PROCESSING UNABLE TO CONTINUE DBDNAME=dbd DDNAME=ddn DSSN=nnnnnnnnn**

**Explanation:** During the DBRC processing of the change accumulation exits or of the GENJCL.CA command, DSSN processing, which determines the place of the log volume in the log volume chain, found an error. There were conflicting DSSN values for database data sets that were changed by two log volumes.

**System action:** Processing is terminated. If a command was processing, subsequent commands are not processed.

**User response:** If NOTIFY commands were used to enter information about log records and allocation records, the values of the DSSNs in the allocation records need to be checked. If the NOTIFY commands were not used, gather information for APAR analysis.

**Problem determination:** 2, 3, 8, and the listings of the RECON data sets.

**Related information:**

Chapter 2, "IMS problem determination," on page 9

**DSP0247I INVALID LOG VOLUME SUBSET WAS FOUND**

**Explanation:** During input validation for Change Accumulation utility, or while generating JCL for the utility, DBRC determined that one or more of the required log volumes were not available.

If the message was issued during input validation, either the utility JCL did not specify all required log volumes, or one or more of the specified log volumes were not available.

If the message occurred during JCL generation, one or more of the log volumes that must be included in the generated job were not available.

Log volumes might be unavailable for one or more of the following reasons:

- A required volume was in use by an active subsystem.
- An unarchived online log data set was required.
- A required log volume was marked in error.

This message might also occur if an invalid CATIME parameter was specified on the GENJCL.CA command.

**System action:** Processing is terminated. If the message was issued during GENJCL processing, subsequent commands will not be processed.

**User response:** Resubmit the job with a valid log subset specified either in the JCL or with a valid value for the CATIME parameter. It might be necessary to close log volumes that are in use by an active subsystem, to archive required OLDS data sets, or to use the IMS Log Recovery utility to recover a log volume that is marked in error.

**Problem determination:** 2, 3, 8, and the listings of the RECON data sets.

**Related information:**

Chapter 2, "IMS problem determination," on page 9

**DSP0248I RECON DATA SET PARTIALLY UPGRADED**

**Explanation:** A non-concurrent upgrade of a single RECON data set was attempted and failed, leaving the RECON data set partially upgraded and inaccessible by further operations.

**System action:** Processing is terminated.

**Programmer response:** Delete and reallocate the new RECON data set. Reissue the CHANGE.RECON UPGRADE command.

**Tip:** Use two RECON data sets and a spare. In case of a failure, DBRC can automatically restore your RECON data sets to their original state and discard the unusable RECON data set.

**DSP0249I RECON IN USE, CANNOT UPGRADE**

**Explanation:**

This message is issued by the RECON batch command processor executing the CHANGE.RECON UPGRADE command. The RECON is currently in use by one or more IMS subsystems, and the command cannot be executed for one of the following reasons:

- The IMS coexistence SPE for the version you are using has not been applied to one or more of the IMS subsystems. The RECON cannot be upgraded while in use by a subsystem that is not prepared to read an upgraded RECON. Message DSP1113A is issued for each subsystem record found that did not have the DBRC migration/coexistence maintenance applied.
- The CHANGE.RECON UPGRADE command cannot be executed because less than three RECON data sets are allocated. This condition could compromise RECON integrity if an I/O error occurs during the upgrade process.

**System action:**

The CHANGE.RECON UPGRADE command fails with RC=8.

**Programmer response:** Before you issue the CHANGE.RECON UPGRADE command, ensure that:

## DSP0251I • DSP0261I

- The IMS coexistence SPE of the appropriate version of IMS has been applied to all subsystems accessing the RECON.
- Two RECON data sets are allocated in addition to a spare data set.

To generate a listing of all subsystem records in the RECON and their coexistence level, issue a

LIST.SUBSYS ALL command. Each subsystem record lists the highest release of IMS that the subsystem can coexist with in field COEXISTENCE LEVEL.

**Module:** DSPUGR00

---

## DSP messages DSP0251-DSP0300

This topic contains the following messages:

---

### DSP0251I RECON COPY *n* UPGRADE IS BEGINNING

**Explanation:** The CHANGE.RECON UPGRADE command is beginning to upgrade the records in the RECON copy data set identified in the message. If a failure occurs during an upgrade for copy 1, DBRC reconfigures the RECON and discards Copy 1; in this case, rerun the CHANGE.RECON UPGRADE command. If a failure occurs during an upgrade for copy 2, DBRC attempts to reconfigure the RECON and discards copy 2; in this case, the upgrade is successful and you do not need to rerun the CHANGE.RECON UPGRADE command.

**User response:** No action is required.

**Module:** DSPURI00

---

### DSP0252I RECON COPY *n* UPGRADED SUCCESSFULLY

**Explanation:** The CHANGE.RECON UPGRADE command successfully upgraded all records in the RECON copy data set identified in the message.

**User response:** No action is required.

**Module:** DSPURI00

---

### DSP0255I RECON *n* IS NOT IN USE

**Explanation:** You used the CHANGE.RECON REPLACE(RECON*n*) command to replace the specified RECON data set with a spare RECON data set. However, DBRC was not using the specified RECON data set DBRC when the command was issued.

**System action:** The command fails and further commands are not processed.

**User response:** Reissue the command, specifying an active RECON data set.

**Problem determination:** None.

active RECON data set with a spare RECON data set. However, no spare RECON data set was available.

**System action:** The command fails, and further commands are not processed.

**User response:** Define a spare RECON data set and reissue the command.

**Problem determination:** None.

---

### DSP0260I NO *insrt-1* RECORDS FOUND IN RECON *insrt-2*

**Explanation:** There is no record of the specified type in the RECON data sets for an online log data set with the specified characteristics. *Insrt-1* can be ONLINE LOG, UNARCHIVED LOG, INT-ONLINE LOG, INTERIM RLDS/SLDS, TRACKING SLDS, or UNARCHIVED SLDS. *Insrt-2* can be SSID=8-character name or blank. This can occur during the execution of the IMS Log Archive utility, GENJCL.ARCHIVE command, GENJCL.CLOSE command, LIST.RECON command, or LIST.LOG command. For the LIST.LOG command, if a subset of records is requested but no online records exist, the message will address the larger set. For example, if LIST.LOG UNARCH is issued and no online records exist, the message will say NO ONLINE LOG RECORDS FOUND..., rather than NO UNARCHIVED LOG RECORDS FOUND....

**System action:** If the error occurs during the execution of the LIST command, processing continues. If the error occurs during the execution of the GENJCL.ARCHIVE command, the command fails, and subsequent commands are not processed. If the error occurs during the execution of the IMS Log Archive utility, the utility processing is terminated.

**Problem determination:** 2, 3, 8, and the listings of the RECON data sets.

**Related information:**

Chapter 2, "IMS problem determination," on page 9

---

### DSP0256I NO SPARE RECON DATA SET AVAILABLE

**Explanation:** The CHANGE.RECON command was used to reenter dual RECON mode or to replace an

---

### DSP0261I NO ONLINE LOG FOUND IN RECON SSID=*ssid* DDNAME=*ddname*

**Explanation:** There is no record in the RECON data sets of an online log data set for the specified IMS subsystem with the specified DD statement. This can



occur during the execution of the IMS Log Archive utility, GENJCL.ARCHIVE command, LIST.LOG command, or DELETE.LOG command.

**System action:** If the error occurs during the execution of the LIST.LOG command, processing continues. If the error occurs during the execution of the DELETE.LOG or GENJCL.ARCHIVE command, the command fails, and subsequent commands are not processed. If the error occurs during the execution of the IMS Log Archive utility, the utility processing is terminated.

**User response:** Determine if the SSID and DDNAME parameters were specified correctly. If not, correct the error and resubmit the request.

**Problem determination:** 2, 3, 8, and the listings of the RECON data sets.

**Related information:**

Chapter 2, "IMS problem determination," on page 9

**DSP0262I NO *insrt-1* *insrt-2* RECORDS FOUND IN RECON *insrt-3***

**Explanation:** A LIST.LOG OPEN or LIST.LOG ERROR command was issued, and no *insrt-1* records exist in the RECON data sets. *insrt-1* will be either ERROR or OPEN. *insrt-2* will be either UNARCHIVED, ONLINE, or INT-ONLINE. *insrt-3* will be either SSID=8-character name or blank. For the LIST.LOG command, if a subset of records is requested, but no online or interim online log data set records exist, message DSP0260I will be displayed.

**System action:** Processing continues.

**User response:** No action is required.

**Problem determination:** 2, 3, 8, and the listings of the RECON data sets.

**Related information:**

Chapter 2, "IMS problem determination," on page 9

**DSP0263 EXTRANEOUS SECOLDS RECORD FOUND IN RECON SSID=*ssid***

**Explanation:** When the LIST.LOG SSID(*ssid*) command was issued for a specific subsystem, no PRIOLDS record existed, but a SECOLDS record did exist. This indicates an inconsistency in the RECON data sets. The extra record is displayed after this message is issued.

**System action:** Processing continues.

**User response:** Correct the inconsistency in the RECON data sets.

**Problem determination:** 2, 3, 8, and the listings of the RECON data sets.

**Related information:**

Chapter 2, "IMS problem determination," on page 9

**DSP0264I SSID PARAMETER REQUIRED WITH OLDS(DDNAME) - BECAME ALLOLDS**

**Explanation:** You issued a LIST.LOG OLDS(*ddname*) command without specifying a subsystem name. The command is treated as though ALLOLDS had been specified.

**System action:** Processing continues.

**User response:** No action is required.

**Problem determination:** None.

**DSP0265I OLDS SSID=*ssid* TIME=*timestamp* IS NEEDED TO CLOSE OLDS DDNAME=*ddname***

**Explanation:** A request was made to delete the record of an online log data set from the RECON data sets. The request failed because IMS did not close the online log data set used immediately before the specified online log data set. Thus the specified online log data set is needed to close the previous online log data set.

**System action:** The command failed, and subsequent commands were not processed.

**User response:** Use the IMS Log Recovery utility to close the online log data set in error. The *ddname* listed is the *ddname* that should be specified on the GENJCL.CLOSE command to generate a job to close the online log data set in error. After closing the online log data set in error, reissue the command and any others that were not processed.

**Problem determination:** 2, 3, 8, and the listings of the RECON data sets.

**Related information:**

Chapter 2, "IMS problem determination," on page 9

**DSP0266I *insrt1* *insrt2* INCONSISTENT WITH PRIOLDS SSID=*ssid***

**Explanation:** A NOTIFY.SECLOG OLDS, NOTIFY.PRILOG OLDS INTERIM, or a NOTIFY.SECLOG OLDS INTERIM was issued. However, the information in the command is inconsistent with the existing information in the RECON data set.

**Error conditions for message DSP0266I:** The following table lists the possible error conditions.

Table 2. Possible error conditions for message DSP0266I

Type of notification	For record	Corresponding record	Has status of or has error condition	INSRT1 will be	INSRT2 will be
OPEN	SECOLDS	PRIOLDS	ARCHIVED-SCHEDULED or ARCHIVED- STARTED or ARCHIVED-COMPLETE	SECOLDS	STATUS
OPEN	IPRIOLDS	PRIOLDS	ARCHIVED-STARTED or ARCHIVED-COMPLETE	IPRIOLDS	STATUS
OPEN	ISECOLDS	IPRIOLDS	ARCHIVED-COMPLETED or ARCHIVED-STARTED	SECOLDS	STATUS
CLOSE	SECOLDS	PRIOLDS	Status other than ARCHIVED-NEEDED or SECOLDS STOPTIME points to PRIOLDS STOPTIME	SECOLDS SECOLDS	STATUS RUNTIME
CLOSE	IPRIOLDS	PRIOLDS	Status other than ARCHIVED-NEEDED or IPRIOLDS STOPTIME points to PRIOLDS STOPTIME	IPRIOLDS IPRIOLDS	STATUS RUNTIME
CLOSE	ISECOLDS	IPRIOLDS	Status other than ARCHIVED-NEEDED or ISECOLDS STOPTIME points to IPRIOLDS STOPTIME	SECOLDS SECOLDS	STATUS RUNTIME

**System action:** The command failed, and subsequent commands were not processed.

**User response:** Correct the error and reissue the command in error.

**Problem determination:** 2, 3, 8, and the listings of the RECON data sets.

**Related information:**

Chapter 2, "IMS problem determination," on page 9

---

**DSP0267I** *record type* **CAN NOT BE CHANGED, DATA SET NOT CLOSED**

**Explanation:** You issued a CHANGE.PRILOG or CHANGE.SECLOG command to change the RECON record of a log data set. However, the log data set is still open. RECON records of the log data sets cannot be changed until RECON is notified of the data set close.

**System action:** The command failed, and subsequent commands were not processed.

**User response:** Use the NOTIFY.PRILOG or NOTIFY.SECLOG command to inform RECON of the closing of the log data set and reissue the command.

**Problem determination:** 2, 3, 8, and the listings of the RECON data sets.

**Related information:**

Chapter 2, "IMS problem determination," on page 9

---

**DSP0268I** *record-type* **RECORD NOT FOUND IN**

**RECON SSID=ssid DDNAME=ddname**

or

*record-type* **RECORD NOT FOUND IN RECON SSID=ssid TIME=timestamp**

or

*record-type* **RECORD NOT FOUND IN RECON SSID=ssid DDNAME=ddname TIME=timestamp**

**Explanation:** The request to access or change the record of a log data set in the RECON data sets failed because a record with the specified attributes could not be found. The SSID, DDNAME and STARTIME parameters identify the requested record.

**System action:** The requested access of, or change to, the RECON data set failed.

**User response:** Correct the attributes that identify the record, and reissue the command that failed.

**Problem determination:** 2, 3, 8, and the listings of the RECON data sets.

**Related information:**

Chapter 2, "IMS problem determination," on page 9

---

**DSP0269I** *type* **RECORD ALREADY EXISTS IN RECON SSID=ssid DDNAME=ddname**

or

*type* RECORD ALREADY EXISTS IN RECON  
**SSID=ssid TIME=timestamp**

**Explanation:** A command to add a record to the RECON data set specifies a subsystem identifier and DD statement or start time that already exists for a record of the same type.

**System action:** The command failed, and no subsequent commands were processed. No changes were made to the RECON data sets.

**Operator response:** Reissue the command, specifying a unique subsystem identifier and DD statement.

**Problem determination:** 2, 3, 8, and the listings of the RECON data sets.

**Related information:**  
 Chapter 2, "IMS problem determination," on page 9

**DSP0270I ONLINE LOG ALREADY status**  
**SSID=ssid DDNAME=ddname**

**Explanation:** You made a request to change the status of an online log data set in the RECON data sets. However, the RECON record of the online log data set already had the indicated status. The status can be either ARCHIVED, STARTED, or CLOSED. This can occur during the execution of the IMS Log Archive utility, GENJCL.ARCHIVE command, GENJCL.CLOSE command, CHANGE.PRILOG command, or CHANGE.SECLOG command.

**System action:** When the error occurs during the execution of the IMS Log Archive Utility, the IMS Log Recovery Utility, and a command, the following conditions result:

**IMS Log Archive Utility**

The utility processing is terminated if all input online log data sets are already archived or are being archived (archive STARTED). If at least one input online log data set has not been archived, the utility continues archiving the unarchived online log data sets.

**IMS Log Recovery Utility**

Processing is terminated.

**Command**

The command fails and subsequent commands are not processed. The command does not fail for STARTED status. See the User response.

**User response:** This message is for informational purposes only and in most cases, no user response is required. The STARTED status is normal if the indicated online log data set is currently being archived by another job.

If the message is received during GENJCL, then that OLDS is not included in the generated JCL. If the message is received during the IMS Log Archive utility, then that OLDS is treated as if it had been previously archived. A LIST.LOG OLDS(ddname) command shows the archive job name that is running. If that job failed and DBRC was not notified, then the OLDS status

remains ARC started and that OLDS is not archived until a CHANGE.PRILOG OLDS(ddname) ARNEEDED command is issued.

**Problem determination:** 2, 3, 8, and the listings of the RECON data sets.

**Related information:**  
 Chapter 2, "IMS problem determination," on page 9

**DSP0271I ONLINE LOGS TO BE ARCHIVED ARE NON-CONTINUOUS**

**Explanation:** You made an attempt to archive a set of online log data sets, but the online log data sets to be archived are not contiguous. That is, at least one online log data set exists that was used after the first specified online log data set and before the last specified online log data set.

**System action:** Processing is terminated by the IMS Log Archive utility.

**User response:** Use the LIST.LOG command with the ALLOLDS parameter to determine the missing online log data sets. Issue the GENJCL.ARCHIVE command, specifying all unarchived online log data sets, or issue the GENJCL.ARCHIVE command, specifying ALL.

**Problem determination:** 2, 3, 8, and the listings of the RECON data sets.

**Related information:**  
 Chapter 2, "IMS problem determination," on page 9

**DSP0272I ONLINE LOG TO BE ARCHIVED IS state**  
**SSID=ssid DDNAME=ddname**

**Explanation:** You made a request to archive the online log data set with the specified subsystem ID and DD statement. However, the RECON record of the online log data set indicated that the online log data set was either STILL OPEN or IN ERROR. This can occur during the execution of the IMS Log Archive utility or the GENJCL.ARCHIVE command.

**System action:** If the error occurs during the execution of the IMS Log Archive utility, the utility processing is terminated. If the error occurs during execution of the GENJCL.ARCHIVE command, the return code will determine if the command is successful. If GENJCL.ARCHIVE ALL is being executed, and at least one OLDS is found that can be archived, the command will complete successfully with return code 4.

**User response:** If the GENJCL.ARCHIVE command completed with return code 4, JCL can be executed. If the indicated state is STILL OPEN, wait until IMS has finished using the OLDS, and reissue the request. If the indicated state is IN ERROR, use the IMS Log Recovery utility to correct the error and reissue the request.

**Problem determination:** 2, 3, 8, and the listings of the RECON data sets.

**Related information:**

Chapter 2, "IMS problem determination," on page 9

---

**DSP0273I ONLINE LOG NOT ARCHIVED**  
**SSID=*ssid* DDNAME=*ddname***

**Explanation:** You issued a DELETE.LOG command for the identified log data set, but it has not been archived.

**System action:** The command fails, and subsequent commands are not processed.

**User response:** Use the IMS Log Archive utility to archive the online log data set and reissue the DELETE.LOG command.

**Problem determination:** 2, 3, 8, and the listings of the RECON data sets.

**Related information:**

Chapter 2, "IMS problem determination," on page 9

---

**DSP0274I UTILITY REQUESTING AN UNARCHIVED ONLINE LOG OR AN UNAVAILABLE LOG**  
**DBDNAME=*dbdname* DDNAME=*ddname* ALLOC TIME=*time***

**Explanation:** A utility request requires an online log data set that has not been archived. A utility cannot use log data until the online log data set has been archived to a system log data set. This error can occur during the execution of the IMS Database Recovery utility, the IMS Change Accumulation utility, GENJCL.RECOV command, or GENJCL.CA command.

**System action:** Processing continues and DBRC determines whether the open log is required for the requested function.

**Programmer response:** If the open log is needed for the requested function, use the IMS Log Archive utility to archive the online log data set. After the archive has completed, reissue the request.

If no open logs are found, the database allocation time is greater than the PRILOG stop time. The allocation time can be entered manually using the DBRC command. The IMS Log Recovery utility (DFSULTR0) might have been run with ERRRC=0000, which closes the new log on the first error encountered. Resolve the problem, and reissue the request.

If this message is issued during GENJCL.CA or by the IMS Change Accumulation utility, the allocation time identifies the first unavailable log DBRC found. If there are other earlier logs available for processing, the job continues.

If the message was issued when a utility was running, use DBRC to generate new JCL. Then compare the new JCL with the original JCL for possible errors.

**Problem determination:** 2, 3, 8, and the listings of the RECON data sets

**Related information:**

Chapter 2, "IMS problem determination," on page 9

---

**DSP0275I DDNAME *ddname* APPEARS MORE THAN ONCE**

**Explanation:** You issued the GENJCL.ARCHIVE command, specifying a list of online log data set DD statements. However, the specified DD statement appears more than once in the DD statement list.

**System action:** Processing continues. The extra DD statements are ignored.

**User response:** No action is required.

**Problem determination:** 2, 3, 8, and the listings of the RECON data sets.

**Related information:**

Chapter 2, "IMS problem determination," on page 9

---

**DSP0276I NO ONLINE LOG DATA SETS TO BE PROCESSED**

**Explanation:** During the execution of a GENJCL.ARCHIVE command, no online log data sets met the requirements of the command and none of the online log data sets were unarchived.

**System action:** The command failed, and subsequent commands were not processed.

**User response:** No action is required.

**Note:** If an emergency restart (/ERE) was issued after a normal IMS shutdown, the automatic archive job submitted by the emergency restart processing will fail, and this message can be ignored.

**Problem determination:** 2, 3, 8, and the listings of the RECON data sets.

**Related information:**

Chapter 2, "IMS problem determination," on page 9

---

**DSP0277I ONLINE LOG HAS INCORRECT DATA SET NAME SSID=*ssid* DDNAME=*ddname***

**Explanation:** You made a request to archive the online log data set with the specified subsystem ID (*ssid*) and DD name (*ddname*). However, the data set name specified on the DD statement for the archive utility is different from the data set name reflected in the RECON data set.

**System action:** Processing by the archive utility is terminated.

**User response:** Probable user error. Correct the JCL for the archive utility and resubmit the archive job.

**Problem determination:** 2, 3, 8, and the listings of the RECON data sets.

**Related information:**

Chapter 2, "IMS problem determination," on page 9

---

**DSP0280I TRACK OPTION INVALID - USE ICKDSF UTILITY**

**Explanation:** You specified the TRACK option in the GENJCL.RECOV command. This option is no longer supported in DFP V3.1.

**System action:** The command fails and subsequent commands are not processed.

**Programmer response:** Either reissue the command without the TRACK option specified, or run the ICKDSF utility.

**Problem determination:** 2, 3, 8, and a listing of the RECON data sets.

**Related information:**

Chapter 2, "IMS problem determination," on page 9

---

**DSP0281I LOG MERGE REQUIRED FOR RECOVERY REQUEST DBDNAME=*dbdname* DDNAME=*ddname***

**Explanation:** During the execution of the GENJCL.RECOV command or the IMS Database Recovery utility, it was determined that two or more log data sets must be merged in order to recover the database data set. The log data sets must be merged prior to recovering the database data set.

**System action:** The GENJCL.RECOV or Database Recovery utility execution fails.

**User response:** The log data sets must be merged. If the database data set is a member of a change accumulation group, use the IMS Change Accumulation utility to merge the log data sets.

**Problem determination:** 2, 3, 8, and a listing of the RECON data set.

**Related information:**

Chapter 2, "IMS problem determination," on page 9

---

**DSP0282I BACKOUT NEEDED FOR DBD *dbname*—RECOVERY PROCESS ABORTED**

**Explanation:** During execution of the GENJCL.RECOV command or the IMS Database Recovery utility, the status of the specified database was backout needed. Because dynamic backout executes automatically when this database is started, recovery must not be allowed. If backout is run following a recovery, database damage might result.

**System action:** Processing terminates for the database. If this error occurs during GENJCL for a group, the processing continues for the other members of the group.

**Programmer response:** Either run BACKOUT for the

database or issue the CHANGE.DB NOBACK command to turn off the BACKOUT NEEDED flag prior to running recovery.

**Problem determination:** Informational message only.

---

**DSP0283I UNABLE TO DELETE ERROR QUEUE ELEMENT(S) AS DBDS *dbdsname* CONTAINS NO EQES**

**Explanation:** A request to delete the error queue elements from the specified DBDS or DEDB AREA record failed because there was no error queue elements in the record.

**System action:** The command failed, and subsequent commands are not processed.

**Programmer response:** No action is required.

**Problem determination:** 2, 3, 8, and a listing of the RECON data sets.

**Related information:**

Chapter 2, "IMS problem determination," on page 9

---

**DSP0284I UNABLE TO DELETE ERROR QUEUE ELEMENT *eqe* FOR DBDS *dbdsname* AS THE SPECIFIED EQE DOES NOT EXIST**

**Explanation:** A request to delete the specified error queue element from a DBDS or DEDB AREA record failed because the error queue element does not exist in the record.

**System action:** The command failed, and subsequent commands are not processed.

**Programmer response:** Correct the error queue element, then reissue the command.

**Problem determination:** 2, 3, 8, and a listing of the RECON data set.

**Related information:**

Chapter 2, "IMS problem determination," on page 9

---

**DSP0285I IRLMID SPECIFIED FOR SUBSYSTEM SSID=*ssid* INCORRECT**

**Explanation:** You made an attempt to notify DBRC of the existence or deletion of an alternate subsystem. The IRLMID parameter specified in the command does not match the IRLMID in the subsystem record.

**System action:** The command failed, and subsequent commands are not processed.

**Programmer response:** Issue a LIST.SUBSYS command to verify that the IRLMID is correct for the specified subsystem.

**Problem determination:** 2, 3, 8, and the listings of the RECON data sets.

**Related information:**

Chapter 2, "IMS problem determination," on page 9

---

**DSP0286I NO BACKUP SUBSYSTEM EXISTS FOR SUBSYSTEM SSID= ssid**

**Explanation:** A request to delete an alternate (backup) subsystem failed because there is no alternate subsystem for the indicated subsystem.

**System action:** None.

**Programmer response:** Issue the LIST.SUBSYS command for the specified subsystem to verify that an alternate subsystem name exists.

**Problem determination:** 2, 3, 8, and the listings of the RECON data sets.

**Related information:**

Chapter 2, "IMS problem determination," on page 9

---

**DSP0287I OLDS SWITCH PROCESSING TERMINATED PRILOG | PRISLDS RECORD LENGTH CRITICAL**


**Explanation:** The amount of space needed to record the archive data sets after all the OLDS are archived (including the OLDS being switched from and the OLDS being switched to) exceeds the maximum PRILOG or PRISLDS record length.

**System action:** The OLDS switch fails with return code 44 (X'2C'), IMS issues message DFS2482I, and the IMS control region terminates with abend 0071.

**Operator response: (master terminal)** Before trying to emergency restart the control region, run any archive jobs that were generated before the IMS control region terminated.

**Related information:**

 DFS2482I (Messages and Codes)

 IMS abend 0071

---

**DSP0287W \*WARNING\* PRILOG | PRISLDS RECORD LENGTH CRITICAL**

**Explanation:** If logging continues so that an additional OLDS switch will cause the PRILOG or PRISLDS record length to be exceeded (after all OLDS are archived), DBRC terminates the OLDS switch, forces the shutdown of the IMS and issues message DSP0287I. The exact point in IMS processing where this message is issued is determined by the value of the LOGALERT parameter of the DBRC CHANGE.RECON command.

**System action:** IMS continues processing.

**Operator response: (master terminal)** Stop the IMS control region as soon as possible.

**Related information:**

"DSP0287I"

---

**DSP0289I "ABNORMAL" PARAMETER IS INVALID WHEN A BACKUP SUBSYSTEM IS AVAILABLE**

**Explanation:** A request to change the status of the subsystem record to abnormal failed because a backup subsystem was available (BACKUP=YES).

**System action:** The command fails and subsequent commands are not processed.

**Programmer response:** Determine if the backup subsystem is in fact unavailable. If so, issue the CHANGE.SUBSYS NOBACKUP command to reset the backup flag.

**Problem determination:** 2, 3, 8, and a listing of the RECON data sets.

**Related information:**

Chapter 2, "IMS problem determination," on page 9

---

**DSP0291I THE TIME ZONE LABEL TABLE IS FULL.**

**Explanation:** A CHANGE.RECON TIMEZONE command attempted to add a new entry to the time zone label table, but the table already contains the maximum number of 32 entries.

**System action:** The command fails.

**Operator response:** Remove any unnecessary entries in the table and reissue the command.

**Module:** DSPURM90

---

**DSP0292I ONLINE REORG ACTIVE FOR DBD=XXXXXXXX**

**Explanation:** You issued a command to add or change information in the RECON data set. The command cannot be processed when HALDB OLR is active. If HALDB OLR is active and has an owning IMS which is currently active, parameters OLRRGON | OLRRGOFF, OLRIMSID() | NOOWNER, and OLRDBDS(A | M) are not allowed. Parameter OLRDBDS(A | M) is not allowed if HALDB OLR is active.

The REL | NOREL parameters are not allowed to be changed if an online reorganization is active or the owning IMS has not abnormally terminated when the CHANGE.DB command is run.

**System action:** Processing is terminated. The command fails. Review the RECON contents.

**Programmer response:** Contact the IBM Support Center if you require additional assistance.

**Problem determination:** 2, 3, 8, and the listings of the RECON data sets.

**Related information:**

Chapter 2, "IMS problem determination," on page 9

---

**DSP0293I    ACTIVE DBDS=M-V FOR  
DBD=XXXXXXXX**

**Explanation:** You issued a command to add or change information in the RECON data set. The command cannot be processed when the M-V DBDS data sets are active.

**System action:** Processing is terminated. The command fails. Review the RECON contents.

**Programmer response:** Contact the IBM Support Center if you require additional assistance.

**Problem determination:** 2, 3, 8, and the listings of the RECON data sets.

**Related information:**

Chapter 2, "IMS problem determination," on page 9

---

**DSP0294I    MINVERS PARAMETER  
INCONSISTENT WITH SUBSYSTEM  
RECORD FOUND IN RECON FOR  
SSID=xxxxxxxx**

**Explanation:** You attempted a command to change the MINVERS parameter to a version lower than a current subsystem record found in the RECON data set. The subsystem ID of a subsystem record found in the RECON data set at a lower release is included in the command.

**System action:** The command fails.

**System programmer response:** If the subsystem record is for a subsystem that is no longer active and will not be needed for restart or backout, delete it from the RECON data set. If the subsystem record is for a current active system, wait until it completes. When the subsystems have all been upgraded to the release indicated by the MINVERS parameter, issue the command again.

**Module:** DSPURM90

---

**DSP0295I    SUBSYSTEM RECORD NOT FOUND  
IN RECON**

**Explanation:** You issued a command to change the owning IMS for a HALDB OLR but the subsystem record for OLRIMSID name was not found.

**System action:** Processing is terminated and the command fails. Review your RECON contents. The subsystem record must exist.

**Programmer response:** Contact the IBM Support Center if you require additional assistance.

**Problem determination:** 2, 3, 8, and the listings of the RECON data sets.

**Related information:**

Chapter 2, "IMS problem determination," on page 9

---

**DSP0299I    ONLINE SUBSYSTEM RECORD  
SSID=name BEING DELETED BY  
COMMAND**

**Explanation:** An online subsystem record, whose name is identified in the SSID parameter, was deleted by command processing (for example, with the DELETE.SUBSYS SSID(name) command).

This message is informational and is issued when a subsystem record of sstype=online is deleted by command processing.

Both subsystem records that are created by online IMS systems and online image copy jobs have the sstype=online set.

If you issue a CHANGE.SUBSYS STARTRCV and CHANGE.SUBSYS ENDRECOV command to remove database authorizations to the online subsystem record before issuing the command DELETE.SUBSYS SSID (name), this message is also issued.

**Programmer response:** The message is issued as a WTO, and the job issuing the message is identified. You can ignore this message unless you issued the DELETE.SUBSYS SSID(name) command in error. In this case, the online system abends when it notices the missing data from the RECON.

**Problem determination:** 1, 2, 3

**Related information:**

Chapter 2, "IMS problem determination," on page 9

---

**DSP0300I    INTERNAL DBRC ERROR**  
*mmmmmmmm(aaaaaaa) +X 0000 #nn*  
*term/dump*  
**DIAG=ddddddd**

**Explanation:** An internal error in the IMS Database Recovery Control Facility was detected. Except for the *term* and *dump* values, the information in the message is intended for problem analysis by IBM personnel. An abend 2480 might follow this message.

In the message text:

- mmmmmmmmmm* Name of the module that detected the error.
- aaaaaaa* Maintenance level of the module.
- 0000* Offset in the module where the message was issued.
- nn* The *nn* DSPSTOP invocation in the module. For example, if *nn*=5, the message was produced by the 5th DSPSTOP invocation.
- term* Can be either:  
  - TERM** DBRC terminated with abend 2480.
  - CONT** DBRC execution continues, even if abend 2480 was requested with a dump.
- dump* Can be either:  
  - DUMP** An abend 2480 was requested with a dump.

## DSP0301I • DSP0303I

### NODUMP

No dump was requested.

dddddddd

A character string further identifying the error.


**User response:** Contact your IBM Support Center for assistance.

**Problem determination:** 2, 3, 8, 35, the dump

provided by ABEND processing if one was requested, and the listings of the RECON data set.

### Related information:

Chapter 2, "IMS problem determination," on page 9

 IMS abend 2480

---

## DSP messages DSP0301-DSP0400

This topic contains the following messages:

---

### DSP0301I LOG INPUT NOT USABLE BEYOND *timestamp*

**Explanation:** A utility attempted to use a primary log data set. The record in the RECON data set that identifies the primary log data set indicates that it is unusable, and a corresponding secondary log data set does not exist or is also marked as unusable. Unusable log data sets are not permitted for subsequent processing of utilities other than the log-termination utility or the log-recovery utility. The *timestamp* field identifies the primary log data set by its volume start time. If the Change Accumulation Utility was executing and message DSP0247I accompanies this message, the utility execution will fail. Otherwise, the Change Accumulation Utility will continue processing the log volumes found before the unusable log volume.

**System action:** Processing of the utility attempting to use the primary log data set was terminated.

**User response:** Determine the status of the identified primary log data set, and do one of the following before rerunning the job that failed:

- If the primary log data set needs to be terminated or recovered, execute the System Log Terminator utility or System Log Recovery utility, respectively. If the System Log Recovery utility is used, issue a CHANGE.PRILOG or CHANGE.SECLOG command to record information about the new log volumes in the RECON data set.
- If the log data set should be ignored, issue a DELETE.LOG command to delete the records of the log data sets.
- If the stop time of the primary log data set was never recorded in the RECON data set, but otherwise the primary log data set is correct, issue the NOTIFY.PRILOG command to add the stop time information to the RECON set.
- If the log data set is now usable, issue a CHANGE.PRILOG or CHANGE.SECLOG command to indicate in the record of the log data set that it is usable.

**Problem determination:** 2, 3, 8, and the listings of the RECON data set

---

### DSP0302I PRIMARY LOG NOT FOUND WITH START TIME *timestamp* DBDNAME=*name* DDNAME=*name*

**Explanation:** Allocation records in the RECON data set for the identified database data set or area data set that is identified by the DBDNAME and DDNAME fields indicate that a primary log record exists, but the record was not found in the RECON data set. This indicates an inconsistency in the RECON data set. The time stamp field identifies the start time of the primary log data set.

**System action:** The utility failed.

**User response:** From a list of the RECON data set, identify the inconsistency of information about the identified primary log data set. If the record of the primary log data set was inadvertently deleted from the RECON data set, issue a NOTIFY.PRILOG command to add the record to the RECON data set. If the allocation records are incorrect, delete them with a DELETE.ALLOC command and add correct information with a NOTIFY.ALLOC command.

**Problem determination:** 2, 3, 8, and the listings of the RECON data set

### Related information:

Chapter 2, "IMS problem determination," on page 9

---

### DSP0303I AN OPEN LOG VOLUME WAS FOUND DBDNAME=*dbdname* DDNAME=*ddname*

**Explanation:** There exists a log volume that was not successfully closed, and that might contain change records for the database data set or area data set identified by the DBDNAME and DDNAME or ADDN fields. This indicates that either information in the RECON data set about the volume is not complete or log errors exist that can prevent recovery of the identified database data set.

**System action:** The utility will fail unless it is the Change Accumulation utility. If the Change Accumulation utility is executing and message DSP0247I accompanies this message, then the utility execution will fail. Otherwise, the Change Accumulation utility will continue processing the log volumes found before the unusable log volume.



**User response:** Do the following:

1. Stop all IMS activity.
2. Issue a LIST.LOG command with the ALL parameter to list all the information in the RECON data set about all log data sets.
3. For each log volume that does not have a volume stop time (other than the current log volume), execute the System Log Terminator utility for the volumes in the same order in which they were created. If the log volume was successfully terminated, issue a NOTIFY.PRILOG or a NOTIFY.SECLOG command to add the volume stop time to the RECON data set.

**Problem determination:** 2, 3, 8, and the listings of the RECON data set

**Related information:**

Chapter 2, "IMS problem determination," on page 9

---

**DSP0304I**    **TIMER SERVICES**  
**FAILUREFUNCTION** = *function*  
**DIAGNOSTIC CODE** = *diagcd*  
**CALLER** = *modname*  
**TIMESTAMP**=*timestamp*

**Explanation:** The DBRC time service module DSPTIME0, which was called by DBRC module *modname*, received an error return code from the identified IMS time service function.

The values of *function* are:

- EXTERNAL TO INTERNAL
- GET CURRENT TIME
- UTC TO LOCAL
- LOCAL TO UTC
- INTERNAL TO EXTERNAL COMPRESSED
- INTERNAL TO EXTERNAL PUNCTUATED
- ADD/SUBTRACT INCREMENT

Only the EXTERNAL TO INTERNAL function is susceptible to direct user errors -- invalid time stamp values coded in a DBRC command or on a utility SYSIN control statement.

Errors in the other functions can result from hardware problems, system logic errors, or invalid data in the RECON data set. In the latter case, if the error occurs during the LIST command, the time field in error is marked by the characters:

```
*****ERROR*****
```

in the part of the listing that follows this message.

The diagnostic code *diagcd* identifies the error. A numeric value indicates a system internal error code returned from the IMS time service function. A non-numeric value indicates a user error.

Possible *diagcd* values for user errors in time stamps are:

Code	Meaning
YYL	Length of YY is not 2 or 4.
DDL	Length of DDD is not 3.
DDD	The value of DDD is less than 001 or greater than 366.

The three previous error codes can indicate errors that are seemingly unrelated to the year and day values including, for example:

- A time stamp containing blanks was not enclosed in apostrophes.
- Four year digits were entered in the compressed-time format, which only allows two.
- Utility control-card formats have changed, but existing JCL has not been updated.

HHL	Length of HH is not 2.
HH	The value of HH is greater than 24.
MML	Length of MM is not 2.
MM	The value of MM is greater than 59.
SSL	Length of SS is not 2.
SS	The value of SS is greater than 59.

**OFFSET**            Offset value is invalid.

**MSEPS**            Consecutive non-numeric separators are present.

**EXCESS**           Time value is too long, or there is non-numeric data at the end.

**MVSOFF**           z/OS offset is invalid. The setting of the z/OS local-time clock resulted in an invalid offset from UTC (greater than +14 or less than -11).

**ZERO**            A zero time value was entered where zero is not permitted.

**LABEL**           The input time stamp contains a label that is not defined.

*timestamp* is the hexadecimal representation of the internal time stamp passed by calling module *modname*. It is not supplied for a user error, because the value entered by the user always appears in the utility output preceding this message.

**Operator response:** If the diagnostic code indicates a user error, correct the error and rerun. (For information about how to enter time stamp data in DBRC commands, see the topic on command syntax in DBRC time stamps (Commands).) Otherwise, contact IBM Software Support.

**Module:** DSPTIME0

---

**DSP0305I**    **RECON CLEANUP WAS SUCCESSFUL**

**Explanation:** A previous system failure left inconsistencies between the RECON data sets because the failure occurred during an update operation to the RECON data sets. The RECON data sets have been restored to a mutually-consistent state. The request that required a change in the RECON data sets and that

## DSP0306I • DSP0311I

was issued prior to the system failure might not have been performed.

**System action:** Processing continued.

**User response:** Determine which changes in the RECON data set were not made, from a listing of the RECON data set. Rerun whatever is necessary to make the changes.

**Problem determination:** 2, 3, 8, and the listings of the RECON data set.

**Related information:**

Chapter 2, "IMS problem determination," on page 9

---

### DSP0306I RECON CLEANUP UNSUCCESSFUL. REASON CODE *code*

**Explanation:** A previous system failure left inconsistencies in the RECON data set because the failure occurred in the middle of an operation that was updating the RECON data set. The RECON data sets have not been restored to a mutually-consistent state. The reason code identifies the reason for the inconsistency.

The reason codes have the following meanings:

Code	Meaning
01	RECON data set could not be opened
02	RECON data set encountered an I/O error
03	RECON header record not found
04	RECON Cleanup logical error
05	Header record not found for CAGRP or DBDS
06	Wrong CAGRP name in DBDS header record
07	Neither new nor old DBID in CAGRP record for request to change the ddname of a DBDS
08	LOGALL record not found

**System action:** IMS processing was terminated.

**User response:** Use an Access Method Services PRINT command to determine how the RECON data sets do not match. If they do not match, determine which one is the most correct and use an Access Method Services REPRO command to copy it to the least correct one. Once the RECON data sets match, make additional changes in both by using appropriate NOTIFY, CHANGE and DELETE commands.

**Problem determination:** 2, 3, 8, and the listings of the RECON data set.

**Related information:**

Chapter 2, "IMS problem determination," on page 9

---

### DSP0308I COMMAND *xxx* HAS ABENDED

**Explanation:** A severe error occurred while processing command *xxx*. This message is issued only in an IMS or CICS® online environment.

**System action:** The command failed and is disabled for the remainder of the online invocation. A storage dump of the DBRC address space is created following

the ABEND, but before normal processing resumes. The command will be enabled when this online region is restarted. The ability to issue this command in other online regions is not affected.

**Programmer response:** No action is required.

**Problem determination:** 2, 3, 8, and the dump provided by ABEND processing.

**Related information:**

Chapter 2, "IMS problem determination," on page 9

---

### DSP0309I COMMAND *xxx* UNAVAILABLE

**Explanation:** Command *xxx* encountered a severe error and was disabled for further use.

**System action:** Command *xxx* failed and will not be available until the online region is restarted or the command is reset.

**Programmer response:** After determining and correcting the cause of the original failure, you can reset the command by resubmitting the online command with the RESET parameter specified.

**Problem determination:** 2, 3, 8

**Related information:**

Chapter 2, "IMS problem determination," on page 9

---

### DSP0310I CLOSE REQUESTED FOR AN ACTIVE SUBSYSTEM

**Explanation:** The Log Recovery utility tried to close an online log data set, but the RECON data set shows that this log data set is associated with an active subsystem.

**System action:** The Log Recovery utility terminates processing.

**User response:** Correct the JCL, specifying the correct online log data set; then resubmit the job. If the correct online data set was specified and the associated subsystem is not active, do one of the following:

- Issue the DELETE.SUBSYS command to delete the subsystem record from the RECON data set; then resubmit the job.
- Issue the CHANGE.SUBSYS command specifying the ABNORMAL parameter to indicate that the subsystem has terminated; then resubmit the job.

**Problem determination:** 2, 3, 8, and the listings of the RECON data sets.

**Related information:**

Chapter 2, "IMS problem determination," on page 9

---

### DSP0311I INPUT ONLINE LOG RECORD NOT FOUND IN RECON

**Explanation:** While the IMS Log Recovery utility or the IMS Log Archive utility was being validated, no record was found in the RECON data set with a data

set name and volume serial number combination to match the one specified in the JCL.

**System action:** The utility execution is terminated.

**User response:** Correct the JCL, specifying a valid log data set, and resubmit the job.

**Problem determination:** 2, 3, 8, and the listings of the RECON data sets.

**Related information:**

Chapter 2, "IMS problem determination," on page 9

**DSP0313I    DUPLICATE INPUT LOG DATA SET  
RECORD TIME=*time***

**Explanation:** During input validation for the IMS Log Recovery utility or the IMS Log Archive utility, multiple RECON records were found with the same data set name and volume serial number combination.

**System action:** Processing is terminated.

**User response:** If the data set names are unique when you compare full 44-character data set names, check the RECON header for LOG DSN CHECK=*xxxxx*, where *xxxxx* is CHECK17 or CHECK44. This value indicates the type of log data set name checking that is being used. If CHECK17 is being used and duplicate data set names exist when only the last 17 characters of a data set name are considered, issue the CHANGE.RECON CHECK44 command so that the full 44-character data set name will be used for comparisons.

Otherwise, use the DELETE.LOG command to delete the duplicated information from the RECON data sets.

**Problem determination:** 2, 3, 8, and the listings of the RECON data set

**Related information:**

Chapter 2, "IMS problem determination," on page 9

**DSP0314I    CONCATENATED SLDS INPUT IS  
NOT CONTIGUOUS**

**Explanation:** While validating input, the IMS Log Archive utility detected concatenated input DD statements that did not represent a contiguous set of log data sets.

**System action:** The Log Archive utility terminates processing.

**User response:** Noncontiguous logs cannot be archived in the same job step. Correct the JCL and resubmit the job.

**Problem determination:** 2, 3, 8, and the listings of the RECON data sets.

**Related information:**

Chapter 2, "IMS problem determination," on page 9

**DSP0315I    NO STOPTIME IN *record*,  
TIME=*timestamp***

**Explanation:** During input validation for the IMS Log Archive utility, the RECON record of the input log data set indicated that the log data was not closed.

**System action:** Processing by the Log Archive Utility is terminated.

**User response:** Use the IMS Log Recovery utility to close the log data set and resubmit the archive job.

**Problem determination:** 2, 3, 8, and the listings of the RECON data set

**Related information:**

Chapter 2, "IMS problem determination," on page 9

**DSP0316I    INPUT *rectype* DATA SET RECORD  
MARKED IN ERROR RECORD  
TIME=*timestamp***

**Explanation:** While the input to the IMS Log Archive utility was being validated, a record was found in the RECON data set that matched the data set specified in the JCL. This input data set record is marked as being in error. The *rectype* indicates the type of record in error and is one of the following: PRILOG, SECLOG, PRISLDS, or SECSLDS.

**System action:** The utility execution continues for a dual logging environment if one of the dual logs given in the JCL is not marked as being in error in the RECON data set. In a single logging environment, the utility execution is terminated.

**User response:** If the log data set being archived is in error, use the Log Recovery utility to correct it; then resubmit the archive job.

**DSP0317I    CLOSE REQUIRES ONLINE LOG  
SSID=*ssid* DDNAME=*ddname***

**Explanation:** The IMS Log Recovery utility was invoked to close an online log data set. According to the information in the RECON data sets, the online log data set identified in the message is needed to close the online log data set in error. However, the log recovery request specified that the IMS Write Ahead Data Sets or an invalid online log data set should be used to close the online log data set in error.

**System action:** Processing Log Recovery utility is terminated.

**User response:** Resubmit the close request, specifying the identified online log data set.

**Problem determination:** 2, 3, 8, and the listings of the RECON data sets.

**Related information:**

Chapter 2, "IMS problem determination," on page 9

---

**DSP0318I INPUT ONLINE LOG RECORD NOT FOUND IN RECON**

**Explanation:** During an open call from the IMS Log Recovery utility for an input log data set, no record was found in the RECON data sets for the online log data set. If DUP or CLS processing, no PRIOLDS record was found; if REP processing, no interim record was found.

**System action:** Processing Log Recovery utility is terminated.

**User response:** Use the LIST command to determine the correct online log data set. Correct the JCL and resubmit the job.

**Problem determination:** 2, 3, 8, and the listings of the RECON data sets.

**Related information:**

Chapter 2, "IMS problem determination," on page 9

---

**DSP0320I CLOSE REQUEST REQUIRES WRITE AHEAD DATA SET**

**Explanation:** During the execution of the close or the duplicate and close mode of the IMS Log Recovery utility, DFSULTR0, it was determined that the input online log data set was to be closed by using the next online log data set. Information in the RECON data set indicated that online log data set must be closed by using the write-ahead data set.

**System action:** Processing by the utility is terminated.

**User response:** Resubmit the utility job, specifying that the online log data set is to be closed using the write ahead data sets.

**Problem determination:** 2, 3, 8, and a listing of the RECON data sets.

**Related information:**

Chapter 2, "IMS problem determination," on page 9

---

**DSP0321I INPUT ONLINE LOG DATA SET ALREADY CLOSED**

**Explanation:** An attempt was made to use the IMS Log Recovery utility, DFSULTR0, to close an online log data set by using the write ahead data set. Information in the RECON data set indicates that online log data set has already been closed. A write ahead data set can only be used to close an open online log data set, or the GENJCL.CLOSE command was issued to close an online log data set that closed normally during the termination of IMS.

**System action:** Processing by the utility is terminated.

**User response:** If the failure occurred during the execution of the Log Recovery utility, resubmit the job recovery job, specifying that the online log data set is to be closed by using the next online log data sets.

**Problem determination:** 2, 3, 8, and the listings of the RECON data sets.

**Related information:**

Chapter 2, "IMS problem determination," on page 9

---

**DSP0322I INPUT LOGS TO ARCHIVE ARE FROM DIFFERENT SUBSYSTEMS**

**Explanation:** The input logs to the IMS Log Archive utility were created by different subsystems. The logs must be associated with a common subsystem before the archive utility can process them.

**System action:** Processing by the archive utility is terminated.

**User response:** Change the archive job's JCL, specify the correct set of logs that you want to archive, and resubmit the job.

**Problem determination:** 2, 3, 8, and the listings of the RECON data sets.

**Related information:**

Chapter 2, "IMS problem determination," on page 9

---

**DSP0325I SKELETAL JCL MEMBER *name* NOT FOUND, DD NAME *ddname***

**Explanation:** The identified skeletal JCL member was not found in the data set associated with the identified *ddname*.

**System action:** Processing of the GENJCL command is terminated and subsequent commands are not processed.

**Programmer response:** There are two probable causes for this error:

1. The skeletal JCL data set specified was incorrect.
2. The member name specified was incorrect. The member name might have been specified by the MEMBER or DEFAULTS parameter on the GENJCL command, or the member name might have been implicitly specified using the INIT.DBDS or INIT.CAGRP command.

To correct the first problem, specify the correct skeletal JCL data set and resubmit the command. To correct the second problem, specify the correct skeletal JCL member on the command, or change the implicitly specified member name by using a CHANGE.DBDS or CHANGE.CAGRP command.

**Problem determination:** 2, 3, 8, and a listing of the RECON DATA sets.

**Related information:**

Chapter 2, "IMS problem determination," on page 9

---

---

**DSP0326I**    **UNDEFINED SIMPLE KEYWORD**  
*keyword name* **IN SKELETAL JCL**  
**MEMBER** *member name* **DD NAME**  
*ddname* **RECORD NUMBER** *nnn*

**Explanation:** During the processing of the identified skeletal JCL member, a simple keyword without an assigned value was found for record number *nnn*. An undefined simple keyword within a comment statement can also cause this message. The skeletal JCL member was obtained from the skeletal JCL data set associated with the identified *ddname*.

**System action:** Processing of the GENJCL command continues. No substitution is done for the undefined keyword. The keyword is included in the output file without change. The command completion code is set to 4.

**Programmer response:** Determine if substitution should have occurred for the keyword. If so, reissue the GENJCL command specifying a value for the keyword with the USERKEYS parameter or through a skeletal JCL default member.

**Problem determination:** 2, 3, 8, and the listings of the skeletal JCL data set.

**Related information:**

Chapter 2, "IMS problem determination," on page 9

---

**DSP0327I**    **INVALID *statement type* CONTROL**  
**KEYWORD IN SKELETAL JCL**  
**MEMBER** *member name* **DD NAME**  
*ddname* **RECORD NUMBER** *nnn*

**Explanation:** During the processing of the identified skeletal JCL member, an invalid control keyword statement was detected for record number *nnn*. The *statement type* can be %delete or %select. The skeletal JCL member was obtained from the skeletal JCL data set associated with the identified *ddname*.

**System action:** Processing of the GENJCL command is terminated, and subsequent commands are not processed.

**Programmer response:** Correct the syntax of the control keyword statement in the skeletal JCL member, and reissue the GENJCL command.

**Problem determination:** 2, 3, 8, and a listing of the skeletal JCL member.

**Related information:**

Chapter 2, "IMS problem determination," on page 9

---

**DSP0328I**    *statement type* **CONTROL KEYWORD**  
**MISSING IN SKELETAL JCL MEMBER**  
*member name* **DD NAME** *ddname*

**Explanation:** One of the following problems occurred during the processing of the identified skeletal JCL member:

- A %select or a %delete control keyword statement was detected without a corresponding %endsel or %enddel control keyword statement.
- A %endsel or a %enddel control keyword statement was detected without a corresponding %select or a %delete control keyword statement.

The skeletal JCL member was obtained from the skeletal JCL data set identified by the specified *ddname*.

**System action:** Processing of the GENJCL command is terminated, and subsequent commands are not processed.

**Programmer response:** Add the missing control statement to the skeletal JCL member, and reissue the command.

**Problem determination:** 2, 3, 8, and a listing of the skeletal JCL member.

**Related information:**

Chapter 2, "IMS problem determination," on page 9

---

**DSP0329I**    **INVALID NESTING OF *statement type***  
**CONTROL KEYWORDS IN SKELETAL**  
**JCL MEMBER** *member name* **DD NAME**  
*ddname*

**Explanation:** During the processing of the identified skeletal JCL member, nested control keyword statements were found. This means that two %delete or two %select statements were specified without an intervening %enddel or %endsel statement. While %delete groups can be contained within a %select group, and vice versa, neither %delete nor %select groups can be nested. The skeletal JCL member was obtained from the skeletal JCL data set identified by the specified *ddname*.

**System action:** Processing of the GENJCL command is terminated, and subsequent commands are not processed.

**Programmer response:** Correct the skeletal JCL member, and reissue the GENJCL command.

**Problem determination:** 2, 3, 8, and a listing of the skeletal JCL member.

**Related information:**

Chapter 2, "IMS problem determination," on page 9

---

**DSP0330I**    **INVALID SKELETAL JCL**  
**ASSIGNMENT RECORD IN**  
**SKELETAL JCL MEMBER** *member name*  
**DD NAME** *ddname* **RECORD NUMBER**  
*nnn*

**Explanation:** During the processing of the identified skeletal JCL default member, an invalid assignment statement was found on record *nnn*. The skeletal JCL default member was obtained from the skeletal JCL

data set identified by the specified ddname.

**System action:** Processing of the GENJCL command is terminated, and subsequent commands are not processed.

**Programmer response:** Correct the assignment statement, and resubmit the GENJCL command.

**Problem determination:** 2, 3, 8, and a listing of the skeletal JCL member.

**Related information:**

Chapter 2, "IMS problem determination," on page 9

**DSP0331I CA EXECUTION IS NOT THE LATEST**

**Explanation:** A NOTIFY.CA command was entered that specified a STOPTIME that is equal to or earlier than two or more CA records.

**System action:** The command fails and any subsequent commands are not processed.

**Programmer response:** If the command was entered correctly, use the DELETE.CA command to delete the CA records that are more recent than the CA record associated with the NOTIFY.CA command.

**Problem determination:** This message is informational only.

**Module:** DSPURT30

**DSP0332I NO *rtype* RECORDS SATISFY THE SELECT GROUP SELECTION CRITERIA**

**Explanation:** During GENJCL.USER command processing, a select group is processed that returns no records because the selection criteria is not satisfied. *rtype* is the RECON record type that was to be selected.

The *rtype* value is one of the following:  
**ALLOC**

- Allocation
- CA** Change accumulation data set
- DBDS** Database data set
- IC** Image copy data set
- OLDS** Online log data set
- RLDS** Primary recovery log data set (PRILOG)
- SRLDS** Secondary recovery log data set (SECLOG)
- SLDS** Primary system log data set (PRISLDS)
- SSLDS** Secondary system log data set (SECSLDS)

**System action:** Processing of the GENJCL command continues. The command completion code is set to 4. If the GENJCL command is run against a CA group or DBDS group, each member in the group is processed individually and this message is received for each member to which it applies.

**User response:** This message is issued for informational purposes only. The select group's selection criteria might need modification to ensure the desired output.

**DSP0338E A RECON LOGALL RECORD INCONSISTENCY WAS DETECTED  
RECORD TIME=*time*  
DBDNAME=*dbdname* DDNAME=*ddname***

**Explanation:** In the LOGALL record identified in the message text by *time*, the ALLOC count for the DBDS or area does not agree with the actual number of ALLOC records that exist in RECON for its PRILOG.

**System action:** If the system was recording an image copy (utility or NOTIFY.IC) for the DBDS or area, the image copy was successfully recorded, but extraneous recovery-related records (ALLOC, RECOV, and REORG) were not deleted.

If an ALLOC record is being deleted using the DELETE.ALLOC command, the command failed, and the ALLOC record is not deleted.

**User response:** This inconsistency should never occur. Contact IBM Software Support for assistance.

**Problem determination:** 2, 3, 8, and the listings of the RECON data sets

**Module:** DSPURULA

**Related information:**

Chapter 2, "IMS problem determination," on page 9

**DSP0340I ALLOCATION DURING THE TIME RANGE OF THE COMPRESSED LOG DATA SET ENTRY NOT ALLOWED,  
RECORD TIME=*timestamp***

**Explanation:** The NOTIFY.ALLOC command was issued to add allocation information for the log with the identified start time. However, the allocation time falls within the time range of compressed data set entry. This is not allowed because the compressed data set entry represents log data sets that were determined to be no longer necessary for recovery.

**System action:** The command failed and subsequent commands were not processed.

**Programmer response:** Correct and reissue the command, if appropriate, and reissue any other commands not processed.

**Problem determination:** 2, 3, 8, and the listings of the RECON data set.

**Related information:**

Chapter 2, "IMS problem determination," on page 9

**DSP0347I THE RESTORE PARAMETER IS REQUIRED TO GENERATE RECOVERY JCL FOR THE NON-RECOVERABLE DBDS  
DBD=*dbname* DDN=*ddname***

or

**THE RESTORE PARAMETER IS REQUIRED TO GENERATE RECOVERY JCL FOR THE NON-RECOVERABLE AREA DBD=*dbname* AREA=*areaname***

**Explanation:** A GENJCL.RECOV command without the RESTORE parameter was issued for the identified nonrecoverable database data set (DBDS) or area data set either as a single command or as part of an explicit or implicit group invocation.

**System action:** If a single GENJCL.RECOV command was entered, the command terminates. If the command was part of an explicit or implicit group invocation, the JCL is not generated for this DBDS or area, but the command runs for the other group members.

**Programmer response:** If the GENJCL.RECOV command must be issued for this DBDS or area, enter the command with the RESTORE parameter.

**Problem determination:** 1, 2, 3, 8, 40

**Module:** DSPJCMAL, DSPJCRCV

**Related information:**

Chapter 2, "IMS problem determination," on page 9

---

**DSP0348I THE RESTORE PARAMETER MAY NOT BE SPECIFIED FOR GENERATING RECOVERY JCL FOR THE DBDS DBD=*dbname* DDN=*ddname***

or

**THE RESTORE PARAMETER MAY NOT BE SPECIFIED FOR GENERATING RECOVERY JCL FOR THE AREA DBD=*dbname* AREA=*areaname***

**Explanation:** You issued a GENJCL.RECOV command with the RESTORE parameter for the identified normal or recoverable database data set (DBDS) or area data set either as a single command or as part of an explicit or implicit group invocation.

**System action:** If a single GENJCL.RECOV command was entered, the command is terminated. If the command was part of an explicit or implicit group invocation, the JCL is not generated for this DBDS or area, but the command is executed for the other group members.

**Programmer response:** If the GENJCL.RECOV command must be issued for this DBDS or area, enter the command without the RESTORE parameter.

**Problem determination:** 2, 3, 8, and a listing of the RECON data sets.

**Related information:**

Chapter 2, "IMS problem determination," on page 9

---

**DSP0349I THE FOLLOWING RECORD SHOULD NOT BE ADDED FOR A NON-RECOVERABLE DATABASE. RECORD TYPE=*record type***

**Explanation:** You should not add the identified record to a nonrecoverable database data set (DBDS) or a Fast Path user-recoverable Area. The NOTIFY command detected this record.

**System action:** The command failed.

**Programmer response:** Check the DBDS id in the NOTIFY command to verify the recoverability of the DBDS.

**Problem determination:** 2, 3

**Related information:**

Chapter 2, "IMS problem determination," on page 9

---

**DSP0351I *ddname* DD INFORMATION IS INCONSISTENT WITH RECON**

**Explanation:** The information supplied on the identified DD statement is inconsistent with related information in the RECON data sets. The information in the RECON data sets appears in the message, and is for the field-name (for example, DSNAME, FILE SEQ NUMBER, VOLUME, or VOLUME SER NUMBER) and the expected field value.

DBRC checks the generated JCL statements to see if the information in the RECON data set is the same at execution time. If changes in RECON occur between JCL generation and execution, this message appears.

This error can also occur if a cataloged multi-volume data set is sequenced apart by DBRC because NOCATDS is specified. In the message text, a data set, unrelated to the different volumes, separates the volumes, and that data set is flagged in error. The data sets associated with the DDNAME in the message will match the DD concatenation list.

This message is also issued by the Database Image Copy 2 utility if the Same Data Set option was specified for a DBDS that is defined in the RECON with the REUSE attribute. The Same Data Set option is not allowed in this case.

**System action:** This command failed, and subsequent commands were not processed.

**User response:** Determine the cause of the inconsistency and either correct the DD statement or correct the RECON data set.

If information in the RECON changed before JCL was executed, resubmit the GENJCL job and execute.

**Problem determination:** 2, 3, 8, and the listings of the RECON data set.

**Related information:**

Chapter 2, "IMS problem determination," on page 9

---

**DSP0352I**    *ddname* DD INFORMATION IS INCOMPLETE

**Explanation:** The information supplied on the identified DD statement is consistent with the RECON data sets, but it is insufficient to perform the utility function requested (for example, for the Database Recovery utility to restore a database data set to its requested state). The last information that was supplied for the specified DD statement is listed. This information is followed by the additional information that is required (as defined in the RECON data set) and is identified in the message as the field-name (for example, DSNAMES, FILE SEQ NUMBER, VOLUME, or VOLUME SER NUMBER) and the expected field value.

**System action:** Utility processing was terminated.

**User response:** Supply in the JCL for the utility the additional input identified in the message, and rerun the utility.

**Problem determination:** 2, 3, 8, and the listings of the RECON data set.

**Related information:**

Chapter 2, "IMS problem determination," on page 9

---

**DSP0370I**    AMS REPRO FUNCTION COMPLETE, AMS RETURN CODE=*code*

**Explanation:** DBRC invoked the Access Method Services REPRO command and regained control with the indicated return code. The condition code returned by DBRC is the highest return code returned by Access Method Services.

**System action:** Normal processing continues.

**User response:** No action is required.

**Problem determination:** 2, 3, 8, and the listings of the RECON data set

**Related information:**

Chapter 2, "IMS problem determination," on page 9

---

**DSP0379I**    INSUFFICIENT DD INFORMATION TO COMPLETE THE AMS REQUEST

**Explanation:** DBRC attempted to perform the Access Method Services REPRO function and determined from the input control statement that DD statements required for the request are not included in the JCL. The ending condition code is 4.

**System action:** The BACKUP.RECON request terminates.

**User response:** Ensure that the necessary DD statements are included. For example, if BACKUP.RECON RECON1 is the input control statement, BACKUP1 DD and RECON1 DD statements are required.

**Problem determination:** 2, 3, 8, and the listings of the RECON data set.

**Related information:**

Chapter 2, "IMS problem determination," on page 9

---

**DSP0380I**    RECON<sub>x</sub> COPY TO RECON<sub>y</sub> STARTED.

**Explanation:** The RECON data set identified as RECON<sub>x</sub> is being copied to the data set identified as RECON<sub>y</sub>. This can occur as the result of:

- Initialization of DBRC with one RECON (COPY1) and at least one spare RECON data set
- A CHANGE.RECON DUAL command
- A CHANGE.RECON REPLACE(RECONn) command
- An I/O error on one of the RECON data sets

If the copy operation completes successfully, the data set being copied to will be the COPY2 RECON data set, and the data set being copied from will be the COPY1 RECON data set. If the copy operation does not complete successfully, the COPY1 and COPY2 RECON data sets will remain as they were before the operation started. For situations (1) and (2) above, one spare RECON will be used, and the end result will be two active RECONS (COPY1 and COPY2). If there were two spare RECON data sets, the end result will be two active RECONS and one spare RECON data set. For the other situations (3 and 4), the spare will be used, and the RECON data set not involved in the copy operation will be discarded.

**System action:** Processing continues.

**Programmer response:** If necessary, delete and redefine the discarded data set to make a spare RECON available again.

**Problem determination:** 2, 3, 8, and a listing of the RECON data set.

**Related information:**

Chapter 2, "IMS problem determination," on page 9

---

**DSP0381I**    COPY COMPLETE, RC = *nnnn*

**Explanation:** This message indicates the completion of a RECON copy operation (refer to message DSP0380I). If the return code is not zero, a previous message will have identified the problem. When the return code is nonzero:

- If the operation was initiated as the result of an I/O error, there is now only one active RECON data set.
- If the operation was the result of a CHANGE.RECON REPLACE(RECONn) command, the command fails, and the original RECONS remain unchanged.
- If the operation occurred during DBRC initialization and there was only one spare RECON, continuation depends on whether STARTNEW or NONEW was the option chosen for starting new jobs. If NONEW was specified, this job will be terminated. If there



were two empty data sets available, a new copy operation will be initiated using the other spare RECON.

See message DSP0380I for expected results if the return code is zero.

**System action:** Processing continues unless the nonzero return code occurred during DBRC initialization with only one active RECON data set and NONEW is the option chosen for job processing.

**Programmer response:** If the return code is nonzero, a previous error message indicates the necessary response.

**Problem determination:** 2, 3, 8, and a listing of the RECON data set.

**Related information:**

DSP0380I

Chapter 2, "IMS problem determination," on page 9

**DSP0383A RETAINED LOCKS EXIST ON COPY1 | COPY2 OF RECON**

**Explanation:** DBRC attempted to perform one of the following activities:

- The Access Method Services REPRO function
- An upgrade of the RECON data sets
- A check for or repair of specific problems in the RECON data sets

DBRC determined that retained locks currently exist on *copy1* or *copy2* of the RECON as indicated in the message. The RECON is using Parallel RECON Access mode. Retained locks are encountered if Transactional VSAM (TVS) or the SMS server (SMSVSAM) has failed.

**System action:** The BACKUP.RECON, CHANGE.RECON UPGRADE, or REPAIR.RECON request terminates.

**User response:** Ensure that the SMS server (SMSVSAM) is active and Transactional VSAM (TVS) is active on all processors that access the RECON data sets. Resubmit the request.

**Problem determination:** 2, 3, 40

**Module:** DSPURS10, DSPURR01

**Related information:**

Chapter 2, "IMS problem determination," on page 9

**DSP0387W WARNING: rrrrrrrr SIZE ALERT RECORD LENGTH = llllllll ppp% OF RECORDSIZE ssssssss SSID = iiiiii STARTIME = timestamp**

**Explanation:** The message is issued when an OLDS is opened or when the system switches from one OLDS to another. The message indicates that when all active OLDS data sets have been archived, the size of the indicated record will exceed the values set by the

SIZALERT parameter of the CHANGE.RECON command.

In the message text:

*rrrrrrrr* The log record type, which can be: PRILOG, SECLOG, PRISLD, SECSLD, PRTSLD, or SETSLD.

*lllllll* The log record's size in decimal.

*ppp* The log record's percentage of the maximum size.

*sssssss* The maximum size allowed for a log record.

*iiiiiii* The IMS subsystem the log record is associated with.

*timestamp*

The start time of the log record.

**System action:** Processing continues.

**User response:** Determine if intervention is necessary to avoid terminating IMS. If message DSP0287W is issued, intervention is not possible.

**Module:** DSPOLD00

**DSP0388I SSID=ssidname FOUND**

**nnnn SSYS RECORD(S) IN THE RECON AT RECONFIGURATION**

**Explanation:** During RECON reconfiguration, DBRC identified subsystems where an action might be required before for the subsystem recognizes the reconfiguration.

The list of subsystems does not include the subsystem that detected the reconfiguration. Also, the list of subsystems does not necessarily contain all subsystem records that exist in the RECON.

In the message text:

*ssidname*

The subsystems requiring action.

*nnnn* The number of subsystem records found in the RECON requiring action.

For example, the following messages might be issued:

```
DSP0380I RECON2 COPY TO RECON3 STARTED
DSP0388I SSID=IMS1 FOUND
DSP0388I 0001 SSYS RECORD(S) IN THE RECON
          AT RECONFIGURATION
DSP0381I COPY COMPLETE, RC = 000
```

**System action:** Processing continues.

**User response:** No action is required.

This is an informational message only. See associated messages DSP0380I and DSP0381I.

**Module:** DSPURI20

**Related information:**

"DSP0380I" on page 182

"DSP0381I" on page 182

---

**DSP0390W**    **WARNING:** *nnnnnnnnnnnnnn* TIME  
 DELAY - SSID=*xxxxxxxx*  
 CURRENT TIME = *timestamp1*  
 TIMESTAMP FROM OLDS = *timestamp2*

**Explanation:** DBRC has detected an inconsistency in the time stamp when processing a call. DBRC waits until the current time is later than the time found in a prior OLDS for an IMS restart and OLDS switch, or the open time of the current OLDS for a close OLDS call. IMS issues this message when DBRC initially finds the error.

In the message text:

*nnnnnnnnnnnnnn*

The call that is being processed. The value can be:

IMS RESTART  
 OLDS SWITCH  
 OLDS CLOSE

*xxxxxxxx*

The subsystem identifier.

*timestamp1*

The time that DBRC obtained from the current MVS clock.

*timestamp2*

Either the latest stop time of a previous OLDS or the start time of the current OLDS to close.

**System action:** DBRC attempts to obtain a more recent time stamp every 1/10 of a second. Any IMS restart, OLDS close, or OLDS switch calls wait for DBRC to finish.

Possible reasons for time stamp errors include:

- The MVS clock was reset incorrectly.
- The OLDS records in RECON were added or changed, or the last OLDS of a prior instance of IMS with future dates was closed.

You need to delete the OLDS in RECON with the invalid dates from RECON before restarting IMS.

**User response:** Determine why the inconsistency in the time stamps occurred. You can determine the length of time DBRC needs to wait by reviewing the two time stamps. If the gap is small, DBRC continues when time catches up. For large gaps, you might have to cancel DBRC or IMS.

**Problem determination:** 2, 3, and the listing of the RECON data sets

**Module:** DSPOLD00

**Related information:**

Chapter 2, "IMS problem determination," on page 9

---

**DSP0397E**    **AREA DATA SET CAN ONLY BE  
 INITIALIZED IF IT IS UNAVAILABLE**  
 DBD=*dbd name* AREA=*area name*  
 ADDN=*ads dd name*

**Explanation:** The DEDB Initialization utility cannot be run to format the identified area data set because it is already available for this DEDB.

**System action:** Processing by the DEDB initialization utility was terminated.

**User response:** Determine if the status of the specified ADS in RECON should be changed so that the DEDB initialization utility can be used to format it.

**Problem determination:** 2, 3, 8 and the listing of the RECON data sets

**Module:** DSPDIU00

---

**DSP0398E**    **OPERATION IS NOT ALLOWED  
 WHILE DB *dedbname* IS BEING  
 ALTERED**

**Explanation:** The DEDB Alter utility is running for the DEDB database that is identified in *dedbname*. One of the following operations is being attempted, but the operation is not permitted while the DEDB Alter utility runs:

- The DEDB Initialization utility is attempting to format shadow area data sets or a shadow user image copy data set for this DEDB database.
- The INIT.DBDS command is attempting to register a shadow area.

**System action:** The DEDB Initialization utility or command was terminated without running the requested function.

**System programmer response:** Wait until the DEDB Alter utility finishes processing, or change the status of the specified DEDB database in the RECON data sets so that the operation can be performed.

**Problem determination:** 2, 3, 8 and the listing of the RECON data sets

**Module:** DSPDIU00, DSPURS00

---

**DSP0399E**    **COMMAND NOT ALLOWED WHILE  
 AREA IS BEING ALTERED**

**Explanation:** A command was issued for a shadow area data set (ADS) that was still available and whose area was being altered.

**System action:** The command failed and all subsequent commands were not processed.

**System programmer response:** Wait until the DEDB Alter utility finishes processing or the ADS is available.

**Problem determination:** 2, 3, 8 and the listing of the RECON data sets

**Module:** DSPURD40, DSPURM50, DSPURS20

## DSP messages DSP0501-DSP0800

This topic contains the following messages:

---

**DSP0501I    NUMBER OF PREDEFINED DATA SETS DOES NOT AGREE WITH JCL**

**Explanation:** The number of image copy data sets predefined in the RECON data set does not agree with the number of image copies requested in the Image Copy utility's job control language statements.

**System action:** The Image Copy utility request was not processed.

**User response:** Correct the inconsistency by changing the JCL statements or changing the number of image copy data sets predefined in the RECON data sets.

**Problem determination:** 2, 3, 8, and the listings of the RECON data set.

**Related information:**

Chapter 2, "IMS problem determination," on page 9

---

**DSP0502I    IMAGE COPY OF A KSDS INDEX NOT SUPPORTED IN RECON**

**Explanation:** A request to make an image copy data set from the index of a VSAM key-sequenced data set (KSDS) will be performed. However, the existence of the image copy data set will not be recorded in the RECON data set, because information about the index portion of VSAM key-sequenced data sets is not recorded in the RECON data sets.

**System action:** The Image Copy utility or the Online Image Copy utility continued to process the request. No information was acquired from or written to the RECON data set.

**User response:** No action is required.

**Problem determination:** 2, 3, 8

**Related information:**

Chapter 2, "IMS problem determination," on page 9

---

**DSP0503I    IMAGE COPY OUTPUT DD STATEMENT IS MISSING OR DUMMY**

**Explanation:** The DD statement required to identify the output data set for the Image Copy utility or the Online Image Copy utility was not specified, or has been specified as dummy. These utilities require that the output DD statement be specified, and that it identify an existing data set.

**System action:** The Image Copy utility or the Online Image Copy utility failed.

**User response:** Properly specify the DD statement for the output data set, and rerun the job.

**Problem determination:** 8

**Related information:**

Chapter 2, "IMS problem determination," on page 9

---

**DSP0510I    THE DBDS/AREA HAS NEVER BEEN INITIALIZED DBD=*dbdname* DDN=*ddname***

**Explanation:** An image copy was attempted at a tracking site for a DBDS or area that has never been initialized.

**System action:** Processing by the image copy utility terminates with a return code 16.

**Operator response:** Receive the DBDS or area and try again.

**Module:** DSPUIC00

---

**DSP0511I    UNABLE TO DETERMINE EFFECTIVE IMAGE COPY TIME DBD=*dbdname* DDN=*ddname***

**Explanation:** An image copy was attempted at a tracking site, but DBRC could not determine the effective time for the IC. This can happen, for example, when a database is defined as RCVTRACK and no updates have been received.

**System action:** Processing by the image copy utility terminates with a return code 16.

**Operator response:** None. No image copy is necessary.

**Module:** DSPUIC00

---

**DSP0512I    IMAGE COPY RECORD ALREADY EXISTS DBD=*dbdname* DDN=*ddname* TIME=*timestamp***

**Explanation:** An image copy was attempted at a tracking site, but an image copy (IC) already exists with the same time as DBRC has determined to be the effective time for this IC. Because DBRC does not allow two image copies with the same time, this job is terminated.

**System action:** Processing by the image copy utility terminates with a return code 16.

**Operator response:** None. No additional image copy is necessary.

**Module:** DSPUIC00

---

**DSP0701I    MEMBER OF CHANGE ACCUMULATION GROUP NOT FOUND IN RECON CAGRP=*name* DBDNAME=*dbdname* DDNAME=*ddname***

**Explanation:** A record for the identified

## DSP0702I • DSP0705I

change-accumulation group indicates that the identified database data set or area data set is a member of that change-accumulation group. The RECON data set, however, does not contain a header record for the identified database data set or area data set. This indicates an inconsistency in the RECON data set.

**System action:** Processing by the Change Accumulation utility was terminated.

**User response:** Obtain a list of the RECON data sets to determine where the inconsistency exists. If the database data set was deleted with a DELETE.DBDS command or if the area data set was deleted with a DELETE.ADS command, the corresponding field in the change-accumulation group record should have been reset to binary zeros. Correct the inconsistency in the RECON data set, and rerun the job.

**Problem determination:** 2, 3, 8, and the listings of the RECON data set.

**Related information:**

Chapter 2, "IMS problem determination," on page 9

---

**DSP0702I**    **CHANGE ACCUMULATION GROUP RECORD NOT FOUND IN RECON**  
CAGRP=*cagrpname* DBDNAME=*dbdname*  
DDNAME=*ddname*

**Explanation:** A record of the identified change-accumulation group *cagrpname* was not found in the RECON data set, which indicates an inconsistency in that data set.

**System action:** Processing by the Change Accumulation utility was terminated.

**User response:** Obtain a list of the RECON data sets to determine where the inconsistency exists. If the change-accumulation group was deleted with a DELETE.CAGRP command, the corresponding field in the header record of each member database data set or area data set should have been reset to binary zeros. Correct the inconsistency in the RECON data set, and rerun the job.

**Problem determination:** 2, 3, 8, and the listings of the RECON data set

**Related information:**

Chapter 2, "IMS problem determination," on page 9

---

**DSP0703I**    **DATABASE DATA SET NOT DEFINED IN CHANGE ACCUMULATION GROUP**  
CAGRP=*cagrpname*  
DBDNAME=*dbdname* DDNAME=*ddname*

**Explanation:** The Change Accumulation utility was processing the identified change-accumulation group. A SYSIN statement specified that changes were to be accumulated for the identified database data set or area data set, which is not a member of the change-accumulation group being processed. The first database data set or area data set specified on a SYSIN

control statement determines which change-accumulation group is to be processed. The identified database data set or area data set is either a member of a different change-accumulation group, or it is not a member of any change-accumulation group (in which case the *cagrpname* field in the message contains \*\*\*\*\*).

**System action:** Processing by the Change Accumulation utility was terminated.

**User response:** Correct the SYSIN control statement. All database data sets or area data sets specified in the SYSIN control statements for a one execution of the Change Accumulation utility must be either (1) not defined in the RECON data set, or (2) defined in the RECON data set and be members of the same change-accumulation group.

**Problem determination:** 2, 3, 8, and the listings of the RECON data set

**Related information:**

Chapter 2, "IMS problem determination," on page 9

---

**DSP0704I**    **DATABASE DATA SET ALREADY SPECIFIED**  
DBDNAME=*dbdname*  
DDNAME=*ddname*

**Explanation:** The identified database data set was specified on more than one SYSIN control statement for an execution of the Change Accumulation utility.

**System action:** Processing by the Change Accumulation utility was terminated.

**User response:** Eliminate the duplication in the SYSIN control statements, and rerun the job.

**Problem determination:** 2, 3, 8

**Related information:**

Chapter 2, "IMS problem determination," on page 9

---

**DSP0705I**    **CHANGE ACCUMULATION INPUT INCONSISTENT WITH RECON**  
CAGRP=*name*

**Explanation:** SYSIN input for the Change Accumulation utility is inconsistent with information in the RECON data set in one of the following ways:

- Some members of the identified Change Accumulation group were not specified in the SYSIN control statements, or
- Some database data sets specified in the SYSIN control statements are not defined in the RECON data set.

**System action:** Processing by the Change Accumulation utility was terminated.

**User response:** Correct the SYSIN control statements so that they include the names of all and only those database data sets that are members of the identified change-accumulation group.

**Problem determination:** 2, 3, 8, and the listings of the RECON data set.

**Related information:**

Chapter 2, "IMS problem determination," on page 9

**DSP0706I IMAGE COPY NOT FOUND IN RECON FOR DBDNAME=*dbdname* DDNAME=*ddname***

**Explanation:** Changes could not be accumulated for the identified database data set (DBDS) or area data set (ADS) because there is no record of a usable image copy data set in the RECON data set for the DBDS/ADS. The Change Accumulation utility uses the time stamp of an image copy data set to determine which change records to accumulate.

**System action:** If received during the GENJCL.CA process, then processing continues but the identified DBDS/ADS is removed from the generated JCL. If received during execution of the Change Accumulation utility, then processing terminates.

**User response:** If received during the GENJCL.CA process, add the appropriate image copy information to the RECON data set. Reissue the GENJCL.CA command.

If received during execution of the Change Accumulation utility, the state of the RECON data set has changed between the JCL generation and the JCL execution. Reissue the GENJCL.CA command.

**Problem determination:** 2, 3, 8, and the listings of RECON data set.

**Related information:**

Chapter 2, "IMS problem determination," on page 9

**DSP0707I *generic-name* INPUT IS NOT ALLOWED - *ddname* DD STATEMENT IS NOT DUMMY CAGRP=*name***

**Explanation:** A request to run the Change Accumulation utility for the identified change-accumulation group does not allow the input identified by *generic-name* (for example, CHANGE ACCUMULATION, or LOG TAPE). The corresponding DD statement for the data set *ddname* must be specified as dummy, or omitted.

**System action:** The utility request was not processed.

**User response:** Omit the identified DD statement or change it to dummy, and reissue the request.

**Problem determination:** 2, 3, 8, and the listings of the RECON data set.

**Related information:**

Chapter 2, "IMS problem determination," on page 9

**DSP0708I DDNAME MUST BE SPECIFIED FOR DBDNAME=*dbdname***

**Explanation:** A DB0 SYSIN control statement for the Change Accumulation utility contains the database name identified in the message, but does not contain a corresponding data set *ddname*. The Database Recovery Control requires that both the database name and the data set *ddname* be specified for the DB0 control statements of the Change Accumulation utility.

**System action:** Processing by the Change Accumulation utility was terminated.

**User response:** Add the needed *ddnames* to the DB0 control statement in error, and rerun the Change Accumulation utility.

**Problem determination:** 2, 3, 8

**Related information:**

Chapter 2, "IMS problem determination," on page 9

**DSP0709I NO IMAGE COPY OBTAINED FOLLOWING REORGANIZATION DBDNAME=*dbdname* DDNAME=*ddname***

**Explanation:** You received this message during the GENJCL.CA processing when an offline reorganization of the database data set (DBDS) or area data set (ADS) identified in the message was recorded in the RECON data set. However, there is no record of a usable image copy data set was created and there was no online reorganization since that offline reorganization. This message might also be issued during CA utility processing if the CA JCL, which was not created by the GENJCL.CA command, did not include the purge times.

**System action:** The GENJCL.CA processing continues as long as there are other DBDSs to process. The DBDS identified in the message by *dbdname* is removed from the generated JCL job. If there are no other DBDSs to process, the GENJCL.CA command fails. The CA utility execution fails.

**User response:** The next GENJCL.CA command will use the new starting point for the next Change Accumulation utility. If the CA utility was executing, issue a new GENJCL.CA command.

**Problem determination:** 2, 3, 8, and the listing of the RECON data set.

**Related information:**

Chapter 2, "IMS problem determination," on page 9

**DSP0710I DB0 \*ALL OPTION NOT ALLOWED**

**Explanation:** The \*ALL parameter was specified on a DB0 SYSIN control statement or was defaulted for an execution of the Change Accumulation utility. This option is not valid when the IMS Database Recovery Control is installed.

**System action:** Processing by the Change Accumulation utility was terminated.

**User response:** Replace the \*ALL specification on the DB0 SYSIN control statement with DB0 control statements containing the names of the database data sets to be processed.

**Problem determination:** 2, 3, 8, and the listings of the RECON data set.

**Related information:**

Chapter 2, "IMS problem determination," on page 9

**DSP0712I NO INPUT TO PROCESS FOR CHANGE ACCUMULATION GROUP CAGRP<sub>name</sub>**

**Explanation:** The most recent change records available have already been processed by the Change Accumulation utility for all database data sets in the change-accumulation group.

**System action:** The Change Accumulation utility terminated without processing any change-accumulation data sets.

**User response:** If a database has been added to the CA group, then there may be change records that need to be processed for that added member. However, the resultant CA would be invalid since its STOPTIME would be earlier than the last CA created. You should either delete the most recent CA record from RECON or wait for additional updates to occur to a member in the CAGRP.

**Problem determination:** 2, 3, 8, and the listings of the RECON data set.

**Related information:**

Chapter 2, "IMS problem determination," on page 9

**DSP0713I DATABASE DATA SETS BEING PROCESSED ARE NOT DEFINED IN RECON**

**Explanation:** The database data sets for which change records are being accumulated are not defined in the RECON data set. No checking of the data sets used as input to the utility is performed, and no results are recorded in the RECON data set.

**System action:** The Change Accumulation utility continued processing.

**User response:** No action is required.

**Problem determination:** 2, 3, 8, and the listings of the RECON data set.

**Related information:**

Chapter 2, "IMS problem determination," on page 9

**DSP0714I SPECIFIED PURGETIME IS EARLIER THAN THE CURRENT PURGETIME FOR DBDNAME=*dbdname* DDNAME=*ddname* CURRENT PURGETIME *timestamp* IS NOT USED**

**Explanation:** When running the Change Accumulation utility, the PURGETIME specified in the SYSIN control statement for the identified database data set or area data set was not the current purge time. One of the following might have occurred since the GENJCL.CA command completed:

- A later image copy has completed and has been recorded in RECON.
- An online reorganization has completed. The changes for the input data sets for the online reorganization are no longer needed. Its purge time would be set as the stop time of that online reorganization.
- An OLDS was archived and the selected purge time is based on the image copy type, allocations, checkpoint IDs, and number of checkpoints on the log volumes.

**System action:** Processing by the Change Accumulation utility continues as long as log input verifies. The PURGETIME specified in the SYSIN control statement is used.

**User response:** No action is required.

If the Change Accumulation fails, the failure is due to a different reason and a different message would be issued indicating the reason for the failure.

**Problem determination:** 2, 3, 8, and the listings of the RECON data set

**Related information:**

Chapter 2, "IMS problem determination," on page 9

**DSP0715E SPECIFIED PURGETIME IS LATER THAN THE CURRENT PURGETIME FOR DBDNAME=*dbdname* DDNAME=*ddname* CURRENT PURGETIME = *timestamp***

**Explanation:** During Change Accumulation utility execution, the PURGETIME specified in the SYSIN control statement for the identified database data set or area data set is later than the purge time DBRC selected based on a usable image copy data set or online reorganization.

One of the following may have occurred since the GENJCL.CA command completed:

- The latest image copy was marked in error.
- An online reorganization was deleted from RECON.
- An image copy has been deleted from RECON.

**System action:** Processing by the Change Accumulation utility fails.

**User response:** Issue a GENJCL.CA command and execute the new CA JCL.

**Problem determination:** 2, 3, 8, and the listings of the RECON data set

**Related information:**

Chapter 2, "IMS problem determination," on page 9

---

**DSP0716I**    **LATER OFFLINE REORGANIZATION FOLLOWING PURGETIME FOR DBDNAME=dbname DDNAME=ddname RUNTIME = timestamp**

**Explanation:** You receive this message during Change Accumulation utility processing when an offline reorganization of the identified database data set (DBDS) was recorded in the RECON data set, but there is no record of a usable image copy data set created and no online reorganization since that offline reorganization. *timestamp* in the message text identifies the time stamp of the offline reorganization.

**System action:** The purge time for the SYSIN statement is used. If changes after the offline reorganization are found on any logs input to the JCL, the Change Accumulation utility fails.

**User response:** No action is required.

The Change Accumulation utility completes using the purge time in the SYSIN statement as long as no changes are included after the offline reorganization in the JCL.

**Problem determination:** 2, 3, 8, and the listings of the RECON data set

**Related information:**

Chapter 2, "IMS problem determination," on page 9

---

**DSP0717E**    **CHANGES INCLUDED AFTER OFFLINE REORGANIZATION FOR DBDNAME=dbname DDNAME=ddname**

**Explanation:** During Change Accumulation utility processing, changes were included after an offline reorganization.

**System action:** The Change Accumulation utility fails.

**User response:** The Change Accumulation utility used the logs as input after an offline reorganization. A new image copy is needed. Rerun the GENJCL.CA command after obtaining a new image copy and execute that JCL.

**Problem determination:** 2, 3, 8, and the listings of the RECON data set

**Related information:**

Chapter 2, "IMS problem determination," on page 9

---

## DSP messages DSP0801-DSP0900

This topic contains the following messages:

---

**DSP0802I**    **IMAGE COPY INPUT IS REQUIRED FOR RECOVERY**

**Explanation:** A SYSIN control statement (or USEDBDS/USEAREA parameter on the GENJCL.RECOV command) for the Database Recovery utility indicates that an image copy data set is not to be used as input to the recovery action. This is a valid option if this recovery request was preceded by a successful time stamp recovery, and only changes that occurred since the time to which the database data set was recovered are to be applied. The Database Recovery utility determined, however, that either changes were made to the database data set since the previous time stamp recovery, or the previous recovery restored the database data set to a time that is within another time stamp recovery range. Therefore, a full recovery using an image copy data set is required.

**System action:** The Database Recovery utility terminates processing for the DBDS that is being processed. If recovery for a DBDS group is requested, processing continues for the remaining members of the group.

**User response:** Change the SYSIN control statement (or the GENJCL command) to request a full recovery, and run the job again.

**Problem determination:** 2, 3, 8, and the listings of the RECON data set.

**Related information:**

Chapter 2, "IMS problem determination," on page 9

---

**DSP0804I**    **DATABASE DATA SET REORGANIZED *timestamp***

**Explanation:** The recovery of a database data set to a particular time stamp was requested. This is not possible, because the specified time stamp requires that data sets used in recovery were created both before and after a reorganization of the database data set be used as input to the Database Recovery utility. The time stamp of the reorganization appears in the message.

**System action:** Processing by the Database Recovery utility was terminated.

**User response:** Select a time stamp prior to the reorganization or one that requires only information recorded after the reorganization; recover the database data set to that time stamp. If the database data set is to be recovered to its state prior to the reorganization, the DBDLIB might require changes if the reorganization changed information that is maintained in the DBDLIB data set.

## DSP0805I • DSP0809I

**Problem determination:** 2, 3, 8, and the listings of the RECON data set

**Related information:**

Chapter 2, "IMS problem determination," on page 9

---

**DSP0805I**    *generic-name* INPUT IS NOT ALLOWED  
              - *ddname* DD STATEMENT IS NOT  
              DUMMY

**Explanation:** The input identified by the generic-name field (IMAGE COPY, CHANGE ACCUMULATION, or LOG TAPE) is not allowed as input to this execution of the Database Recovery utility. The DD statement that is identified by the ddname field is not DUMMY and must be, unless it is omitted.

**System action:** Processing by the Database Recovery utility was terminated.

**User response:** The file is not required for recovery. Change the identified DD statement to DUMMY (or omit it), and rerun the job.

**Problem determination:** 2, 3, 8, and the listings of the RECON data set.

**Related information:**

Chapter 2, "IMS problem determination," on page 9

---

**DSP0806I**    PARTIAL RECOVERY OPTION  
              INVALID FOR TRACK RECOVERY

**Explanation:** Conflicting information was supplied on a SYSIN control statement for the Database Recovery utility. Column 2 of the statement contained a T, indicating a request for a track recovery; columns 31 through 43 of the same statement contained either a time stamp or a comment, indicating a request for a time stamp recovery. Track recovery and time stamp recovery are mutually exclusive.

**System action:** Processing by the Database Recovery utility was terminated.

**User response:** Decide which type of recovery the Database Recovery utility is to perform, and change the SYSIN control statement appropriately; then rerun the job.

**Problem determination:** 2, 3, 8, and the listings of the RECON data set.

**Related information:**

Chapter 2, "IMS problem determination," on page 9

---

**DSP0807I**    NO IMAGE COPY OPTION INVALID  
              FOR TRACK RECOVERY

**Explanation:** The SYSIN control statement for the Database Recovery utility contains both the following:

- C in column 44, which indicates that an image copy data set is not to be used as input

- T in column 2, which indicates that track recovery is requested

A track recovery request requires that an image copy data set be used as input.

**System action:** Processing by the Database Recovery utility was terminated.

**User response:** Determine the type of recovery to be performed and remove either the T from column 2 or the C from column 44 of the SYSIN control statement; then rerun the job.

**Problem determination:** 2, 3, 8, and the listings of the RECON data set.

**Related information:**

Chapter 2, "IMS problem determination," on page 9

---

**DSP0808I**    RECOVERY OF A KSDS INDEX NOT  
              SUPPORTED IN RECON

**Explanation:** The Database Recovery utility processed a request to recover the index of a VSAM key-sequenced data set (KSDS). Because information about the index portion of VSAM key-sequenced data sets is not maintained in the RECON data set, the feature is not involved in any way in the recovery action.

**System action:** Processing of the recovery request continued. No information was acquired from or written to the RECON data set.

**User response:** No action is required.

**Problem determination:** 2, 3, 8

**Related information:**

Chapter 2, "IMS problem determination," on page 9

---

**DSP0809I**    SPECIFIED TIMESTAMP *timestamp* IS  
              INVALID

**Explanation:** The identified time stamp, which was specified in a SYSIN control statement, is invalid; either it contains invalid characters, or its value is not within the allowable ranges. Allowable ranges are defined in the description of the GENJCL.RECOV command.

**System action:** Processing by the Database Recovery utility was terminated.

**User response:** Correct the time stamp, and reissue the command.

**Problem determination:** 2, 3, 8, and the listings of the RECON data set.

**Related information:**

Chapter 2, "IMS problem determination," on page 9

---



---

**DSP0810I    REQUIRED CHANGE  
ACCUMULATION INPUT NOT  
FOUND FOR TRACK RECOVERY**

**Explanation:** A track recovery request always requires a change-accumulation data set as input, but the RECON data sets have no record of a change-accumulation data set for the specified database data set since its last image copy data set.

**System action:** Processing by the Database Recovery utility was terminated.

**User response:** Execute the Change Accumulation utility to obtain the required change-accumulation data set if a track recovery is to be performed, or perform a full recovery of the database data set.

**Problem determination:** 2, 3, 8, and the listings of the RECON data set.

**Related information:**

Chapter 2, "IMS problem determination," on page 9

---

**DSP0812I    USER HAS SPECIFIED A NULL  
RECOVERY REQUEST**

**Explanation:** The recovery of a database data set (DBDS) was requested without using an image copy data set as input. This is a valid option following a time stamp recovery. The Database Recovery utility determined that the specific DBDS being recovered has not been allocated since its last time stamp recovery. With no image copy data set and no allocations, this means that no inputs exist from which to perform the recovery.

**System action:** The Database Recovery utility terminates processing for the DBDS that is being processed. If recovery for a DBDS group is requested, then processing continues for the remaining members of the group.

**User response:** Determine if the SYSIN control statement is correct. If not, correct the input and rerun the job.

**Problem determination:** 2, 3, 8, and the listings of the RECON data set.

**Related information:**

Chapter 2, "IMS problem determination," on page 9

---

**DSP0813I    DATABASE CHANGES MAY EXIST  
BEYOND CHANGE ACCUMULATION**

**Explanation:** The RECON data set has records of more recent log volumes than those processed in the latest change-accumulation data set that was used for the requested track recovery. The recovered tracks might not include the most recent changes that were made to their equivalents in the database data set prior to the recovery action.

**System action:** Processing by the Database Recovery utility continued.

**User response:** Execute the Change Accumulation utility to incorporate the most recent changes into a change-accumulation data set, and rerun the track recovery so that it includes the most recent changes.

**Problem determination:** 2, 3, 8, and the listings of the RECON data set.

---

**DSP0814I    DATABASE DATA SET NOT FOUND  
IN CHANGE ACCUMULATION  
GROUP CAGRP=*name***

**Explanation:** During an execution of the Database Recovery utility, conflicting information was found in the RECON data set about change-accumulation data sets to be used in the recovery of a database data set. The DBDS record in the RECON data set specifies that the database data set to be recovered is a member of the change-accumulation group that is identified in the message. The change-accumulation-group record in the RECON data set, however, does not indicate that the database data set is a member of the change-accumulation group.

**System action:** Processing by the Database Recovery utility continued without using change-accumulation data sets as input.

**User response:** Obtain a listing of the RECON data sets to determine where the conflicting information is. To correct the problem, first delete the change-accumulation group, which deletes all existing change-accumulation data sets for the change-accumulation group. Then redefine the change-accumulation group and the corresponding change-accumulation data sets (now considered empty) in the RECON data sets. Then rerun the job that failed.

**Problem determination:** 2, 3, 8, and the listings of the RECON data set.

**Related information:**

Chapter 2, "IMS problem determination," on page 9

---

**DSP0815I    NO USABLE IMAGE COPY  
AVAILABLE FOR RECOVERY**

**Explanation:** The recovery request cannot be performed because no usable image copy data set exists from which to restore the database data set to the desired state. The use of a user image copy (nonstandard image copy) cannot be used for recovery. See the note under User response.

**System action:** Processing by the Database Recovery utility was terminated.

**User response:** Determine from the RECON data sets if any image copy data set exists for the database data set. If one does exist, then either it is not usable due to previous time stamp recoveries of the database data set, or it is not usable because it is marked invalid. Specify

a different time stamp to which to recover the database data set, so that a valid image copy data set will be selected; rerun the job. To recover a database with a nonstandard image copy, first restore the DBDS from the nonstandard image copy. Then, enter a NOTIFY.RECOV command with specified RCVTIME (IC run time) to record this restoration in RECON. Issue the GENJCL.RECOV command with the specified USEDBDS parameter. JCL is generated to add changes to the database in its current state.

**Problem determination:** 2, 3, 8, and the listings of the RECON data set

**Related information:**

Chapter 2, "IMS problem determination," on page 9

**DSP0816I    INVALID RECOVERY OPTION  
              SPECIFIED IN CONTROL  
              STATEMENT**

**Explanation:** Column 57 of the SYSIN control statement for the Database Recovery utility contains neither a C nor a blank.

**System action:** Processing by the Database Recovery utility was terminated.

**User response:** Correct the error on the control statement, and rerun the job.

**Problem determination:** 2, 3, 8, and the listings of the RECON data set.

**Related information:**

Chapter 2, "IMS problem determination," on page 9

**DSP0817I    CHANGE ACCUMULATION GROUP  
              RECORD NOT FOUND IN RECON  
              CAGRP=*name***

**Explanation:** During the recovery of a database data set, the header record of the database data set indicated that it was a member of the change-accumulation group that is listed in the message, but that change-accumulation group does not exist in the RECON data set. This indicates an inconsistency in the RECON data set.

**System action:** Processing by the Database Recovery utility was terminated.

**User response:** Obtain a listing of the RECON data set to determine where the inconsistency exists. Use whatever commands of the Recovery Control utility are needed to restore the RECON data sets to a consistent state before rerunning the failing job.

**Problem determination:** 2, 3, 8, and the listings of the RECON data set.

**Related information:**

Chapter 2, "IMS problem determination," on page 9

**DSP0818I    LOGS USED FOR PRIOR RECOVERY  
              ARE NOT USABLE**

**Explanation:** DBRC cannot determine if the database data set being recovered will be restored properly due to the following sequence of prior events:

- A time-stamp recovery was performed for the database data set using a certain set of log volumes (usually primary log volumes).
- An image copy was not made of the database data set following the time stamp recovery.
- One or more of the log volumes used in the time-stamp recovery was marked in the RECON data set as having an I/O error.
- Changes were made to the database data set.
- The recovery request being processed is supposed to restore the database data set to a time stamp beyond that of the prior time-stamp recovery. The problem in this set of circumstances is one of the potential for losing the effects of the prior partial recovery.
- In dual logging mode, a change-accumulation data set required for recovery contains a PRILOG entry that has been marked in error since the execution of the Change Accumulation utility.

The current recovery request will be processed as follows:

- The most recent image copy preceding the time-stamp recovery is used.
- Because of the I/O errors on the log volumes used for the time-stamp recovery, a different set of log volumes is used (usually the secondary log volumes). The primary and secondary log volumes of IMS are not synchronized at end-of-volume; it is thus possible for database changes to exist on the new set of log volumes used in the current recovery request that did not exist on the volumes used in the time-stamp recovery request. The final result is that the recovered database data set might not reflect the results of the prior time-stamp recovery.
- The SECLOG entry for the PRILOG entry that was marked in error is included in the generated JCL.

**System action:** Processing by the Database Recovery utility continued.

**User response:** Examine the restored database data set to ensure that it has been recovered to the desired state.

**Problem determination:** 2, 3, 8, and the listings of the RECON data set.

**Related information:**

Chapter 2, "IMS problem determination," on page 9

**DSP0819I    RECOVERY REQUEST REQUIRES AN  
              OPEN LOG VOLUME**

**Explanation:** The recovery request requires a log volume for which no volume stop-time has been recorded in the RECON data set. A volume is not considered usable in a recovery until a stop time has been recorded for it in the RECON data set.

**System action:** Processing by the Database Recovery utility was terminated.

**User response:** If the volume was terminated properly without a record of the termination being added to the RECON data set, use a CHANGE.PRILOG or CHANGE.SECLOG command to add this information to the RECON data set.

**Problem determination:** 2, 3, 8, and a listing of the RECON data set.

**Related information:**

Chapter 2, "IMS problem determination," on page 9

**DSP0821I TRACK RECOVERY OPTION INVALID FOR NON-VSAM DATA SET**

**Explanation:** A control statement for the Database Recovery utility requested a track recovery. The recovery cannot be performed because the database data set for which the track recovery action was requested is not a VSAM data set.

**System action:** Processing by the Database Recovery utility was terminated.

**User response:** If the database data set was incorrectly specified, correct the control statement. If the database data set was correctly specified, and recovery is required due to a permanent I/O error in it, request a full recovery on the control statement for the Database Recovery utility. In either case, rerun the job after correcting the control statement.

**Problem determination:** 2, 3, 8, and the listings of the RECON data set.

**Related information:**

Chapter 2, "IMS problem determination," on page 9

**DSP0822I RECOVERY REQUESTED TO  
TIMESTAMP *timestamp* DBD=*dbdname*  
*xxxx=name***

**Explanation:** This message indicates that an execution of the Database Recovery utility has requested a recovery to the specified time stamp. If *xxxx* is AREA, then name is the area name. If *xxxx* is DDN, then name is the *ddn* name.

**System action:** Processing continues.

**User response:** No action is required.

**Problem determination:** 2, 3, 8, and the listings of the RECON data set.

**Related information:**

Chapter 2, "IMS problem determination," on page 9

**DSP0823I RECOVERY REQUEST  
INCONSISTENT WITH RECON  
ALLOC RECORD OF ALLOCTIME  
*timestamp***

**Explanation:** During the processing of a recovery request to a specified time stamp, DBRC found a condition in the RECON data set that was inconsistent with the requested recovery. The conditions that can cause this message to be issued are:

- An ALLOC record was found for a PRILOG record that contains updates that span the requested recovery time.
- An ALLOC record was found for a PRILOG record whose stop time or volume end time is after the requested recovery time, and updates have been made between the requested recovery time and the PRILOG stop time or volume end time.

The message identifies which allocation record to use to determine the inconsistency.

**User response:** Use the allocation time, the requested recovery time, and a listing of the RECON data set to determine the inconsistency. The allocation time identifies the ALLOC record that was being processed at the time the inconsistency was detected. Use the ALLOC record start time to find its associated PRILOG record and analyze the information in these records.

**Problem determination:** 2, 3, 8, and the listings of the RECON data set.

**Related information:**

Chapter 2, "IMS problem determination," on page 9

**DSP0828I NO USEABLE IC TO RECEIVE FOR  
DBD *dbdname* DDN/AREA  
*ddname/areaname***

**Explanation:** DBRC could not find a usable image copy while executing a GENJCL.RECEIVE or NOTIFY.RECOV command. A usable image copy has the following characteristics:

- It is not flagged as "in error."
- It was created by the IMS batch image copy utility.
- It was created after any updates were received at the tracking site.

**System action:** The command is terminated.

**System programmer response:** Create a usable image copy data set at the active site, send it to the tracking site, use NOTIFY to register it in RECON.

**Problem determination:** 2, 3, 8, and a listing of the RECON data sets.

**Module:** DSPURVTN

**Related information:**

Chapter 2, "IMS problem determination," on page 9

---

**DSP0829I NO IMAGE COPY AFTER A POINT-IN-TIME RECOVERY**

**Explanation:** During a GENJCL.RECOV command or while the database recovery utility was running, DBRC determined that input to the recovery utility (which was created previously) specifying the Pitr parameter is required. As the later Pitr recovery only applies committed data and might have removed any Backout records, DBRC cannot guarantee the integrity of the database. The command, the utility, or both have failed.

**System action:** The GENJCL.RECOV command fails and subsequent commands are skipped. If the error is detected while the utility is running, recovery is terminated.

**User response:** After a POINT-IN-TIME recovery, an image copy must be taken so that subsequent recoveries have a valid starting point. If you know the integrity of the database will not be compromised, delete the RECOV record by using the DBRC DELETE.RECOV command, then rerun the job. Otherwise, delete the RECOV record and recover the database using a database recovery service and specify the Pitr parameter. For example, recreate the original Pitr recovery. Then take an image copy before using the database.

**Module:** DSPURVIN

---

**DSP0830I RECOVERY REQUEST INCONSISTENT WITH ONLINE REORG RUNTIME *timestamp***

**Explanation:** The requested recovery is invalid due to inconsistent information found in the RECON data set. One of the following occurred:

- A HALDB OLR has completed prior to the full recovery and the HALDB OLR record identified cannot be used as input to recovery.
- The recovery-to-time falls within a HALDB OLR and time stamp recoveries are not allowed

**System action:** Processing is terminated. The RECON data sets are not updated. If the HALDB OLR record cannot be used as input to recovery, select a time stamp that is valid or recover the active DBDS. Choose a valid time stamp if the recovery-to-time is within an HALDB OLR.

**Programmer response:** Contact the IBM Support Center if you require additional assistance.

**Problem determination:** 2, 3, 8, and the listings of the RECON data sets.

**Related information:**

Chapter 2, "IMS problem determination," on page 9

---

**DSP0831I ONLINE REORG INPUT NOT VALID FOR RECOVERY**

**Explanation:** A GENJCL.RECOV command specifying USEOLRRG was issued and DBRC determines that an image copy is needed instead.

**System action:** Processing is terminated. The command fails. Review the RECON contents and reissue the command appropriately.

**Programmer response:** Contact the IBM Support Center if you require additional assistance.

**Problem determination:** 2, 3, 8, and the listings of the RECON data sets.

**Related information:**

Chapter 2, "IMS problem determination," on page 9

---

**DSP0832I FULL RECOVERY NOT ALLOWED FOR AN INACTIVE DBDS**

**Explanation:** A full recovery of a DBDS was requested. However, the specified DBDS is an inactive DBDS of a HALDB partition.

**System action:** The GENJCL.RECOV command or Database Recovery utility terminates processing for the DBDS.

**Programmer response:** Determine if the GENJCL.RECOV command or the SYSIN control statement is correct. If not, make the correction and rerun the job.

**Problem determination:** 2, 3, 8, and the listings of the RECON data sets.

**Module:** DSPURVIN

**Related information:**

Chapter 2, "IMS problem determination," on page 9

---

**DSP0833I ONLINE REORG INPUT IS BEING USED FOR RECOVERY DBD=*dbname* DDN=*ddname***

**Explanation:** This message indicates that the recovery for the identified DBDS will be performed using a HALDB OLR as the starting point for recovery. You will get this message when you recover a database and there has been no image copy since the last online reorganization. An image copy is not needed for recovery in this case because every segment in the database has been logged as a result of the online reorganization.

**System action:** Processing continues.

**Programmer response:** No action is required.

**Problem determination:** 2, 3, 8, and the listings of the RECON data sets.

**Module:** DSPURVIN

**Related information:**

Chapter 2, "IMS problem determination," on page 9

---

**DSP0834I   TIMESTAMP RECOVERY NOT  
ALLOWED FOR AN INACTIVE DBDS**

**Explanation:** An attempt to perform a time stamp recovery or generate JCL for a partition DBDS was made but the DBDS was not active at the time of the recovery point.

**System action:** The recovery or GENJCL job fails.

**Programmer response:** Verify that the DBDS was inactive. Select an appropriate time stamp when this DBDS was active or recover the active DBDS.

**Module:** DSPURVIN

---

**DSP0835I   GENJCL SKIPPING INACTIVE DBDS  
DBD=*dbdname* DDN=*ddname***

**Explanation:** A GENJCL.RECOV command was requested for a HALDB partition. A DBDS that was inactive at the time to recover has been skipped.

**System action:** Processing continues.

**Programmer response:** No action is required.

**Problem determination:** None required.

**Module:** DSPURVIN

---

**DSP0836I   RESET OUTPUT DATA SET FOR  
ONLINE REORG DBD=*ddddddd*  
DDN=*nnnnnnnn***

**Explanation:** A GENJCL.RECOV command or recovery was executed for this HALDB partition. This message reports that a DBDS was not yet updated by the HALDB Online Reorganization prior to it being terminated. There are no logs required for this recovery. The data set is reset to allow HALDB Online Reorganization to resume.

**System action:** Processing continues.

**Programmer response:** No action is required.

---

## DSP messages DSP1001-DSP1050

This topic contains the following messages:

---

**DSP1015I   INCONSISTENT RLDS/SLDS  
RECORDS, SSID=*subsystem\_name*  
START TIME=*timestamp***

**Explanation:** While processing an IMS request, DBRC found an inconsistency between an OLDS, PRILOG, or PRISLDS record. *timestamp* is the start time for the record which does exist and for which there should be (but is not) a PRILOG or PRISLDS record.

**System action:** DBRC returns an error code to IMS. IMS either terminates abnormally, or issues a message and terminates.

**Problem determination:** None

**Module:** DSPURVIN

---

**DSP0837E   ONLINE REORG INPUT IS INVALID  
FOR THIS NON-RECOVERABLE  
DATABASE**

**Explanation:** An online reorganization is selected as the starting point for recovery. Since this partition database is not recoverable, the changes are not logged for online reorganizations. Message DSP0833I is issued before this message identifying the data set.

**System action:** The job fails.

**Programmer response:** You can run a time stamp recovery to the latest image copy with the RESTORE option if an image copy exists.

**Problem determination:** 2,3, 8 and the listings of the RECON data sets

**Module:** DSPURVIN

**Related information:**

"DSP0833I" on page 194

---

**DSP0838A   A PURGE OF LOG RECORDS IS  
REQUIRED FOR THIS RECOVERY  
REQUEST DBDNAME=*dbdname*  
DDNAME=*ddname***

**Explanation:** During the execution of the GENJCL.RECOV command or the IMS Database Recovery utility, updates were found on the log before the HALDB Online Reorganization run time that is being used for this recovery. Those updates must be purged from the log before running this recovery.

**System action:** The GENJCL.RECOV command or IMS Database Recovery utility execution fails.

**Programmer response:** Run the Change Accumulation utility to purge log records before the HALDB Online Reorganization and recover the database data set.

**Programmer response:** The inconsistency must be corrected before continuing. Initiate your service or maintenance process to diagnose and resolve the problem.

**Problem determination:** 2, 3, 8, and a listing of the RECON data sets

**Module:** DSPQLOGS, DSPTLG00

**Related information:**

Chapter 2, "IMS problem determination," on page 9

---

**DSP1018I    GROUP *grpname* IS NOT A VALID DBDS GROUP**

**Explanation:** The identified group was initialized in RECON as a DB group or RECOV group, that is, the INIT.DBDSGROUP command was used with the DBGRP keyword or the RECOVGRP keyword. The group name specified in the GROUP keyword of a GENJCL command or a LIST.HISTORY command must be either a DBDS Group or a CA Group.

**System action:** The command fails and subsequent commands are not processed.

**Operator response:** Correct the command to specify the name of a valid DBDS group. Reissue the command and any others that were not processed.

**Problem determination:** 2, 3, 8, and a listing of the RECON data sets

**Module:** DSPJCMAL, DSPURPHI

**Related information:**

Chapter 2, "IMS problem determination," on page 9

---

**DSP1023I    PARAMETER INVALID FOR DBD=  
                  *database name***

or

**PARAMETER INVALID FOR DBD= *database name*  
AREA= *area name***

**Explanation:** One of the following errors occurred:

- The CHANGE.DB command was issued with the following parameters: GSGNAME, NOTCOVER, RCVTRACK, DBTRACK. These parameters are not allowed for a Fast Path DEDB.
- The CHANGE.DB command was issued with GSGNAME for a unrecoverable or user-recoverable database which is not allowed.
- The CHANGE.DB command was issued with the TYPEFP, USERRCOV, or NONRECOV parameter on a covered DL/I database without the NOTCOVER parameter.
- The CHANGE.DB command was issued with the USERRCOV parameter on a database that is part of a change accumulation group.
- GENJCL.RECEIVE is not valid for uncovered databases or areas.
- An INIT.DB command was issued with USERRCOV for a DL/I database.
- An INIT.DBDS command was issued for a Fast Path area with one of the following parameters: GSGNAME, RCVTRACK, or DBTRACK. However, the DEDB was defined as unrecoverable or User-Recoverable and these parameters are not allowed for unrecoverable or user-recoverable databases.
- A CHANGE.DB command was specified to change OLRIMSID(), NOOWNER, OLRDBDS(A|M), OLRRGON or OLRRGOFF and the reorg intent flag

is on, or the quiesce in progress or quiesce held flags are on for the partition database.

**System action:** The command is terminated and subsequent commands are ignored.

**Operator response:** Reissue the command with the correct parameters.

For the CHANGE.DB command with OLRIMSID(), NOOWNER, OLRDBDS(A|M), OLRRGON or OLRRGOFF parameters, wait until the database is done being reorganized or quiesced. If the flags are on in error, issue the CHANGE.DB command to set off the flags. Reissue the command.

**Module:** DSPURCM8, DSPURS00, DSPURM10

---

**DSP1031I    STARTIME/TOTIME OR SSID WAS NOT GIVEN**

**Explanation:** A command which requires a time stamp or SSID parameter was issued without it.

**System action:** The command is not processed.

**Operator response:** Reissue the command with the appropriate parameters.

**Module:** DSPTSIGN, DSPURD65

---

**DSP1033I    LOG CONTAINS MORE THAN ONE DSN, DSN=*data set name***

**Explanation:** A DELETE.LOG command was issued with the DSN parameter. One of the log records specified by STARTIME contained more than one data set entry in RECON with the specified data set name.

**System action:** The command is not processed.

**Operator response:** Correct the data set name in one of the duplicate entries, then reissue the command.

**Module:** DSPURD60

---

**DSP1034I    LOG DOES NOT CONTAIN DATA SET**

**Explanation:** A DELETE.LOG command was issued with the DSN parameter. There was no data set entry in RECON with the specified data set name, or the specified time stamp could not be found.

**System action:** The command is not processed.

**Operator response:** Verify that the data set name exists in RECON, then reissue the command. You might want to use the LIST.RECON command to verify the entry and check it against the parameters used in the original failing command.

**Module:** DSPURD60

---

---

**DSP1039I    DEFAULT OF NOCIC USED**

**Explanation:** A GENJCLIC command was issued with neither the CIC or NOCIC keyword. A default of NOCIC was used because the DBDS or DEDB area was a user-recoverable DEDB or was nonrecoverable.

**System action:** Processing continues.

**Operator response:** No action is required.

**Module:** DSPJICMG

---

**DSP1040I    SPECIFIED DSN FOUND MORE THAN ONCE WITH DIFFERENT LSN RANGES**

**Explanation:** A DELETE.LOG command was issued with the DSN keyword. Entries for the data set were found in more than one of the RLDS and SLDS records specified by STARTIME, but with different log sequence number (LSN) ranges.

**System action:** The command is terminated and subsequent commands are ignored.

**Programmer response:** Delete the RLDS and SLDS records containing the entries for the specified data set, then recreate them with correct log sequence numbers using the NOTIFY command.

**Module:** DSPURD60

---

**DSP1045E    REORG INTENT CHANGE IS NOT ALLOWED FOR DATABASE DBNAME REASON: reason**

**Explanation:** A CHANGE.DB REORGI or NOREORGI command was issued for the database to indicate either that the database is going to be reorganized or has completed reorganization. The database named in the message by DBNAME is the name used in the command.

*reason* can be one of the following:

**BATCH SUBSYSTEM AUTHORIZED *ssid***

A batch subsystem is currently authorized to the database. The database cannot be reorganized if it authorized to any batch subsystems. When all batch jobs have successfully finished processing, try the command again. *ssid* might not be displayed and is not listed if a HALDB is being processed.

**HALDB OLR ACTIVE**

HALDB OLR (Online Reorganization) is currently running and the following status is set for the partition database in RECON:

- OLREORG CURSOR ACTIVE = YES
- OLRIMSID=*imsid* (an IMS owns the OLR)

**INVALID DATABASE TYPE**

The valid database types are full function databases including HALDBs.

**REORG INTENT IS ALREADY SET ON**

The REORG INTENT flag is already set on.

**REORG INTENT IS ALREADY SET OFF**

The REORG INTENT flag is already set off.

**NO SUBSYSTEM *ssid***

A subsystem record was not found for a subsystem listed as authorized for the database. *ssid* might not be displayed and is not listed if a HALDB is being processed.

**ERROR LOCATING SUBSYSTEM *ssid***

An I/O error was detected while attempting to locate a subsystem record for a subsystem listed as authorized for the database. *ssid* might not be displayed and is not listed if a HALDB is being processed.

**System action:** The command fails. If the DBD is a HALDB, the command failed for all the partition databases for this HALDB. The system does not process any subsequent commands or partition databases.

**User response:** Correct the error conditions and reissue the command if appropriate.

**Problem determination:** 2, 3, and listings of the RECON data sets

**Module:** DSPURM10

**Related information:**

Chapter 2, "IMS problem determination," on page 9

---

**DSP1047I    DELETED DSN=*data\_set\_name*, FILESEQ=*nnnn*,VOLSER=*vvvvvv*(...)**

or

**DELETED DSN=*data\_set\_name*  
FILESEQ=*nnnn*,VOLSER=*vvvvvv*(...)  
VOLSER=*vvvvvv*(...)**

**Explanation:** A log data set was deleted from the RECON data set because a DELETE.LOG command was issued or log compression occurred after a log record exceeded the threshold.

In the message text:

- data\_set\_name*    The name of the data set that was deleted
- nnnn*            The file sequence number as recorded by DBRC in the RECON data set
- vvvvvv*          The volume serial number

This message might be repeated, as necessary, to list all volume serial numbers. The message text might be spread across multiple lines, as shown above, if the data set name cannot fit on one line.

If the CATDS option is used, the file sequence number and volume serial numbers are not listed. Duplicate data set names (the DSN of the SLDS) are listed if an RLDS was not created when an OLDS was archived.

**System action:** Either the data set entry was removed

## DSP1048I • DSP1052I

from a log record in the RECON, or the entire log record was deleted from the RECON.

**Programmer response:** No action is required.

This message is issued because LISTDL was specified on the DELETE.LOG command, or it is the default. If you do not want to see these messages, use the CHANGE.RECON command to specify NOLISTDL as the default, or specify NOLISTDL on the DELETE.LOG command.

**Module:** DSPDSN00

---

### DSP1048I INVALID LOGRET TIME INTERVAL

or

### INVALID LOGRET|RETPRD TIME INTERVAL

**Explanation:** The time interval specified for the LOGRET or RETPRD keyword is invalid. Message DSP0106I explaining the invalid value might precede this message. The interval specified cannot be zero or greater than 365 days.

**System action:** This command failed, and subsequent commands were not processed.

**Programmer response:** Correct the invalid time interval. Reissue the command that failed, and any other commands that were not processed.

**Problem determination:** 2, 3, and 8

**Module:** DSPURS00, DSPURC00

**Related information:**

"DSP0106I" on page 139

Chapter 2, "IMS problem determination," on page 9

---

### DSP1049I INSUFFICIENT STORAGE AVAILABLE TO LIST DATA SETS

---

## DSP messages DSP1051-DSP1100

This topic contains the following messages:

---

### DSP1051I DBD MEMBER *dbname* IS NOT A HALDB

**Explanation:** The member *dbname* was read from the DBD library, but is not defined as a HALDB.

**System action:** The command fails and subsequent commands are not processed.

**Programmer response:** Either correct the *dbname* or define the DBD member as a HALDB. Then resubmit the command.

**Problem determination:** 2, 3

**Module:** DSPUDB00, DFSURMPT, DSPURSPT

**Related information:**

**Explanation:** This message is issued when log data set names being deleted from the RECON data set are to be listed, and sufficient storage is unavailable to list all the data sets deleted. Log data sets are deleted either by a DELETE.LOG command or by log compression during an archive job.

**System action:** If this message resulted from a DELETE.LOG command, the command failed and subsequent commands are not executed.

If it occurred during an archive job, the job completes. If the job completes successfully, log compression occurred and one or more log data sets were deleted without being listed.

**Programmer response:** Make more storage available to the job by increasing the REGION size specified on the JOB or EXEC statement, or execute the job with the NOLISTDL option. NOLISTDL can be specified on the DELETE.LOG command or made the default with the CHANGE.RECON command.

**Module:** DSPDSN00

---

### DSP1050I DATABASE NOT DEFINED IN DBD LIBRARY DBD=*dbname*

**Explanation:** The member named *dbname* does not exist in the DBD library identified to DBRC.

**System action:** The command fails and subsequent commands are not processed.

**Programmer response:** Either correct the *dbname*, identify the correct DBD library, or add the member to the DBD library. Then resubmit the command.

**Problem determination:** 2, 3

**Module:** DSPUDB00

**Related information:**

Chapter 2, "IMS problem determination," on page 9

Chapter 2, "IMS problem determination," on page 9

---

### DSP1052I DATABASE *dbname* IS IN USE BY HALDB PARTITION DEFINITION UTILITY

**Explanation:** A HALDB cannot be changed by DBRC when it is under the control of the HALDB Partition Definition utility.

**System action:** The command fails and subsequent commands are not processed.

**Programmer response:** Either make changes using DBRC or the Partition Definition utility, but not both.

**Problem determination:** 2, 3



**Module:** DSPURCM8, DSPURDPT, DSPURD10, DSPURMPT, DSPURSPT

**Related information:**

Chapter 2, "IMS problem determination," on page 9

**DSP1053I    KEYSTRNG LENGTH MUST BE AN EVEN NUMBER WHEN A HEX VALUE**

**Explanation:** You entered the KEYSTRNG value in hexadecimal (in the form X'0FACDE'), but there was not an even number of hexadecimal characters.

**System action:** The command fails and subsequent commands are not processed.

**Programmer response:** Supply a correct hexadecimal value and resubmit the command.

**Problem determination:** 2, 3

**Module:** DSPURMPT, DSPURSPT

**Related information:**

Chapter 2, "IMS problem determination," on page 9

**DSP1054I    *dbname partname* ALREADY DEFINED TO DBRC**

**Explanation:** The partition on the INIT.PART command already exists.

In the message text:

*dbname* The database that contains the partition.  
*partname*

The partition already defined to DBRC.

**System action:** The command fails and subsequent commands are not processed.

**Programmer response:** Correct the partition name and resubmit the command.

**Problem determination:** 2, 3

**Module:** DSPURSPT

**Related information:**

Chapter 2, "IMS problem determination," on page 9

**DSP1055I    PARTITION NAME *partname* IS GREATER THAN 7 CHARACTERS**

**Explanation:** The partition name supplied on an INIT.PART command (*partname*) cannot be greater than seven characters long.

**System action:** The command fails and subsequent commands are not processed.

**Programmer response:** Supply a partition name no greater than seven characters long and resubmit the command.

**Problem determination:** 2, 3

**Module:** DSPURDPT, DSPURSPT

**Related information:**

Chapter 2, "IMS problem determination," on page 9

**DSP1056I    DSNPREFIX IS LONGER THAN 37 CHARACTERS**

**Explanation:** The DSNPREFIX name supplied on an INIT.PART command is greater than 37 characters. DBRC constructs a data set name (limited to 44 characters) by appending a seven character suffix (beginning with a period .) to DSNPREFIX, so it is limited to a maximum of 37 characters.

**System action:** The command fails and subsequent commands are not processed.

**Programmer response:** Supply a DSNPREFIX no greater than 37 characters and resubmit the command.

**Problem determination:** 2, 3

**Module:** DSPURMPT, DSPURSPT

**Related information:**

Chapter 2, "IMS problem determination," on page 9

**DSP1057I    KEYSTRNG PARAMETER (HIGH KEY VALUE) IS REQUIRED**

**Explanation:** The KEYSTRNG parameter was not specified on an INIT.PART command for a HALDB that does not have a partition selection exit defined. When there is no partition selection exit, each partition must be defined with a high key value which is specified by the KEYSTRNG parameter.

**System action:** The command fails and subsequent commands are not processed.

**Programmer response:** Either supply a KEYSTRNG value or define the HALDB with a partition selection exit, and resubmit the command.

**Problem determination:** 2, 3

**Module:** DSPURSPT

**Related information:**

Chapter 2, "IMS problem determination," on page 9

**DSP1058I    KEYSTRNG PARAMETER (HIGH KEY VALUE) IS TOO LONG, MAX= *mmm***

**Explanation:** The KEYSTRNG parameter exceeded the maximum length allowed for the HALDB. The maximum length allowed is the length of the root segment key and is given as *mmm*.

**System action:** The command fails and subsequent commands are not processed.

**Programmer response:** Correct the KEYSTRNG value and resubmit the command.

**Problem determination:** 2, 3

**Module:** DSPURMPT, DSPURSPT

**Related information:**

Chapter 2, "IMS problem determination," on page 9

---

**DSP1060I**     *parameter* NOT ALLOWED FOR NON  
PHDAM DATABASE

**Explanation:** On an INIT.PART command for a HALDB which is not a PHDAM database, a parameter (*parameter*) was specified which is allowed only for PHDAM databases. The parameter can be RANDOMZR, ANCHOR, HIBLOCK, or BYTES.

**System action:** The command fails and subsequent commands are not processed.

**Programmer response:** Remove the parameter and resubmit the command.

**Problem determination:** 2, 3

**Module:** DSPURMPT, DSPURSPT

**Related information:**

Chapter 2, "IMS problem determination," on page 9

---

**DSP1061I**     FBFF VALUE CANNOT BE 1

**Explanation:** FBFF (Free Block Frequency Factor) can be a number between 0 and 100, excluding the number 1.

**System action:** The command fails and subsequent commands are not processed.

**Programmer response:** Change the FBFF value and resubmit the command.

**Problem determination:** 2, 3

**Module:** DSPURMPT, DSPURSPT

**Related information:**

Chapter 2, "IMS problem determination," on page 9

---

**DSP1062I**     MORE BLOCKSIZE VALUES  
SPECIFIED THAN DATASET GROUP  
NUMBER

**Explanation:** The number of BLOCKSIZE values that were specified on the command is greater than the number of data set groups.

**System action:** The command fails and subsequent commands are not processed.

**Programmer response:** Specify a number of BLOCKSIZE values that is equal to or less than the number of data set groups and resubmit the command.

**Problem determination:** 2, 3

**Module:** DSPURMPT, DSPURSPT

**Related information:**

Chapter 2, "IMS problem determination," on page 9

---

**DSP1063I**     BLOCKSIZE VALUE *number* MUST BE  
AN EVEN NUMBER

**Explanation:** The BLOCKSIZE value can be an even number no greater than 32,766. At least one value supplied was not an even number.

**System action:** The command fails and subsequent commands are not processed.

**Programmer response:** Correct the BLOCKSIZE value (and verify all values) and resubmit the command.

**Problem determination:** 2, 3

**Module:** DSPURMPT, DSPURSPT

**Related information:**

Chapter 2, "IMS problem determination," on page 9

---

**DSP1064I**     KEYSTRNG (HIGH KEY VALUE)  
MUST BE UNIQUE, DBD= *dbname*  
PART= *partname*

**Explanation:** The high key value specified by the KEYSTRNG parameter on an INIT.PART command was the same as the high key value for an existing partition. High key values must be unique for each partition.

In the message text:

*dbname*     The database that contains the partition.

*partname*

              The existing partition with the same high key value.

**System action:** The command fails and subsequent commands are not processed.

**Programmer response:** Supply a unique high key value and resubmit the command.

**Problem determination:** 2, 3

**Module:** DSPURMPT, DSPURSPT

**Related information:**

Chapter 2, "IMS problem determination," on page 9

---

**DSP1065I**     INIT COMMAND FAILED, RC= *rc*  
RSN=*rsn*

**Explanation:** An INIT.PART command failed with return code *rc* and reason code *rsn*. Usually this is the result of encountering errors on the RECON data set.

**System action:** The command fails and subsequent commands are not processed.

**Programmer response:** Corrective action depends on if messages indicate a problem with the RECON. If there is a correctable problem with the RECON, resubmit the command after the RECON has been repaired. Otherwise, contact IBM Software Support for assistance.

**Problem determination:** 2, 3

**Module:** DSPURSPT

**Related information:**

Chapter 2, "IMS problem determination," on page 9

**DSP1066I KEYSTRNG CONTAINS AN INVALID HEX VALUE**

**Explanation:** The KEYSTRNG value was entered in hexadecimal (in the form X'0FACDE'), but contained an invalid hexadecimal character. Valid hexadecimal characters are: 0, 1, 2, 3, 4, 5, 6, 7, 8, 9, A, B, C, D, E, and F.

**System action:** The command fails and subsequent commands are not processed.

**Programmer response:** Correct the hexadecimal value and resubmit the command.

**Problem determination:** 2, 3

**Module:** DSPURMPT, DSPURSPT

**Related information:**

Chapter 2, "IMS problem determination," on page 9

**DSP1067I PARTITION NAME *partname* IS NOT UNIQUE**

**Explanation:** The name specified on the PART parameter for the INIT.PART command, identified by *partname*, already exists for either a HALDB master, another partition, or a nonpartitioned database.

**System action:** The command fails and subsequent commands are not processed.

**Programmer response:** Select a different partition name and resubmit the command.

**Problem determination:** 2, 3

**Module:** DSPURSPT

**Related information:**

Chapter 2, "IMS problem determination," on page 9

**DSP1068I KEYSTRNG PARAMETER LONGER THAN 256 or 512 HEX**

**Explanation:** The maximum length of the KEYSTRNG parameter is 256 characters. When specified as a hexadecimal value, the maximum length is 512 since the two hexadecimal characters result in one hexadecimal value. For example, the string X'AB' contains two characters within the quotation marks but results in one byte. Although the absolute maximum is 256, if KEYSTRNG is defining a high key value (as opposed to a partition selection string), then the maximum length is limited to the length defined for the root segment key.

**System action:** The command fails and subsequent commands are not processed.

**Programmer response:** Supply a value no greater than 256 bytes (or no longer than the root segment key

length with a high key value).

**Problem determination:** 2, 3

**Module:** DSPURMPT, DSPURSPT

**Related information:**

Chapter 2, "IMS problem determination," on page 9

**DSP1069I ALREADY AT MAX NUMBER OF PARTITIONS**

**Explanation:** An INIT.PART command failed because the maximum number of partitions (1,001) was already defined for the HALDB.

**System action:** The command fails and subsequent commands are not processed.

**Programmer response:** This situation cannot be corrected by fixing a parameter and resubmitting the command. Have your DBA contact IBM Software Support for assistance.

**Problem determination:** 2, 3

**Module:** DSPURSPT

**Related information:**

Chapter 2, "IMS problem determination," on page 9

**DSP1070I CANNOT INSERT PARTITION, NEXT ONE IS AUTHORIZED**

**Explanation:** An attempt to insert a partition failed because the next partition is in use (authorized). The high key value, defined by the KEYSTRNG parameter of an INIT.PART command, is less than the high key value of an existing partition. As a result, the new partition is being inserted, as opposed to being added to the end. A partition cannot be inserted while the next one is in use.

**System action:** The command fails and subsequent commands are not processed.

**Programmer response:** Stop the next partition using the /DBR command and resubmit the command.

**Problem determination:** 2, 3

**Module:** DSPURSPT

**Related information:**

Chapter 2, "IMS problem determination," on page 9

**DSP1071I DATABASE *dbname* IS NOT A HALDB**

**Explanation:** An INIT.PART command failed because the database identified by *dbname* was not defined to DBRC as TYPHALDB.

**System action:** The command fails and subsequent commands are not processed.

**Programmer response:** Either correct the *dbname* or delete the database (using the DELETE.DB command)

and redefine it as a TYPHALDB (using the INIT.DB command).

**Important:** Deleting a database removes all its associated DBDS records and all recovery-related records. Before deleting a database, be sure that it is the correct thing to do.

**Problem determination:** 2, 3

**Module:** DSPURCM8, DSPURDPT, DSPURD10, DSPURMPT, DSPURSPT

**Related information:**

Chapter 2, "IMS problem determination," on page 9

**DSP1072 PARTSEL ENTERED WITHOUT TYPHALDB**

**Explanation:** An INIT.DB command was entered with the PARTSEL parameter, but without the TYPHALDB parameter. PARTSEL is valid only for a HALDB.

**System action:** The command fails and subsequent commands are not processed.

**Programmer response:** Either remove the PARTSEL parameter, or add the TYPHALDB parameter and resubmit the command.

**Problem determination:** 2, 3

**Module:** DSPURS10

**Related information:**

Chapter 2, "IMS problem determination," on page 9

**DSP1073I BLOCKSIZE IS ALLOWED ONLY FOR OSAM DATABASE**

**Explanation:** BLOCKSIZE was specified for a HALDB partition which is not an OSAM database.

**System action:** The command fails and subsequent commands are not processed.

**Programmer response:** Remove the BLOCKSIZE parameter and resubmit the command.

**Problem determination:** 2, 3

**Module:** DSPURMPT, DSPURSPT

**Related information:**

Chapter 2, "IMS problem determination," on page 9

**DSP1074E MORE ALTERSZE VALUES SPECIFIED THAN DATASET GROUP NUMBER**

**Explanation:** The number of ALTERSZE values that were specified on the command is greater than the number of data set groups.

**System action:** The command fails and subsequent commands are not processed.


**Programmer response:** Specify a number of ALTERSZE values that is equal to or less than the

number of data set groups, and resubmit the command.

**Problem determination:** 2, 3

**Module:** DSPURMPT, DSPURSPT

**Related tasks:**

 Modifying block or CI sizes with HALDB alter (Database Administration)

**Related information:**

Chapter 2, "IMS problem determination," on page 9

**DSP1075E ALTERSZE VALUE *number* MUST BE AN EVEN NUMBER**

**Explanation:** The ALTERSZE value can be an even number no greater than 32,766. At least one value supplied was not an even number.


**System action:** The command fails and subsequent commands are not processed.

**Programmer response:** Correct and verify the ALTERSZE values and resubmit the command.

**Problem determination:** 2, 3

**Module:** DSPURMPT, DSPURSPT

**Related tasks:**

 Modifying block or CI sizes with HALDB alter (Database Administration)

**Related information:**

Chapter 2, "IMS problem determination," on page 9

**DSP1076I INVALID MINVERS RELEASE LEVEL**

**Explanation:** The MINVERS parameter was specified with an invalid level value. The valid levels are:

- | • '13.1' for IMS Version 13
- | • '14.1' for IMS 14
- | • '15.1' for IMS 15

**Note:**

**System action:** The command fails and subsequent commands are not processed.

**Programmer response:** Correct the MINVERS parameter and resubmit the command.

**Problem determination:** 2, 3

**Module:** DSPURM90, DSPURS00

**Related reference:**

 CHANGE.RECON command (Commands)

**Related information:**

Chapter 2, "IMS problem determination," on page 9

---

**DSP1077I THE ACTIVE DBDS IS BEING IMAGE COPIED**

**Explanation:** An image copy of the inactive DBDS was requested. Only active DBDSs can be image copied. The active DBDS is image copied.

**System action:** Processing continues.

**Programmer response:** Contact IBM Software Support if you require additional assistance.

**Problem determination:** 2, 3, 8, and the listings of the RECON data sets

**Related information:**

Chapter 2, "IMS problem determination," on page 9

---

**DSP1078I INACTIVE M-V DBDS RECORDS FOR DBD=XXXXXXXXX DELETED FROM RECON**

**Explanation:** A command was issued to change information in the RECON data set. As a result of the command processing, the inactive M-V DBDSs were deleted. If Y DBDSs existed, they were also deleted.

**System action:** Processing continues.

**Programmer response:** Contact IBM Software Support if you require additional assistance.

**Problem determination:** 2, 3, 8, and the listings of the RECON data sets

**Related information:**

Chapter 2, "IMS problem determination," on page 9

---

**DSP1079I RECON INCONSISTENCY, DBDS RECORD CANNOT BE FOUND FOR DBD=XXXXXXXXX DBN=XXXXXXXXX**

**Explanation:** An inconsistency was detected in the RECON data set. A DBDS record for the indicated DBD and DBN was not found.

**System action:** Processing is terminated. The RECON data sets are not updated.

**Programmer response:** Contact IBM Software Support if you require additional assistance.

**Problem determination:** 2, 3, 8, and the listings of the RECON data sets

**Related information:**

Chapter 2, "IMS problem determination," on page 9

---

**DSP1080I ONLINE REORG WITH RUNTIME TIMESTAMP HAS BEEN RESET TO ACTIVE STATUS**

**Explanation:** An unknown command was used to change the status of a HALDB OLR record.

**System action:** Processing continues

**Programmer response:** Contact IBM Software Support if you require additional assistance.

**Problem determination:** 2, 3, 8, and the listings of the RECON data sets

**Related information:**

Chapter 2, "IMS problem determination," on page 9

---

**DSP1081I INACTIVE M-V DBDS RECORDS DO NOT EXIST FOR DBD=XXXXXXXXX**

**Explanation:** An attempt to add or change information for a HALDB online reorganization failed for the partition database, identified by xxxxxxxx in the message. M-V DBDS records must exist in RECON to process the request. One of the following occurred:

- You attempted to add a HALDB online reorganization record in RECON using the NOTIFY.REORG command with the ONLINE parameter.
- You attempted to change information about the status of a HALDB online reorganization using the CHANGE.DB command with any of these parameters: OLRRGON, OLRRGOFF, OLRIMSID(), NOOWNER, and OLRDBDS(A|M).

**System action:** The NOTIFY.REORG or CHANGE.DB command fails.

**User response:** If you included the ONLINE parameter in error on the NOTIFY.REORG command, remove it and resubmit the job. Run a HALDB online reorganization to create the M-V DBDS records in RECON. (The M-V DBDSs might be created when the partition database is registered in RECON using the INIT.PART command with the MVDDBS parameter.)

**Module:** DSPURT00, DSPURCM8

---

**DSP1084A COMMAND NOT ALLOWED FOR A DBDS OF A DLI PARTITIONED DATABASE**

**Explanation:** The command being processed was for a DBDS that is associated with a DL/I partitioned database. The DBDS cannot be processed with this command.

**System action:** The command fails. Subsequent commands are not processed.

**Programmer response:** You cannot delete or initialize individual DBDSs for partitions. You must either delete the partition with a DELETE.PART command, or create a partition with the INIT.PART command.

**Problem determination:** 2, 3

**Module:** DSPURD00, DSPURS00

**Related information:**

Chapter 2, "IMS problem determination," on page 9

---

**DSP1085A THE DATA SET GROUP COUNT DOES NOT MATCH THE DATA SET GROUP COUNT IN THE DBDLIB**

**Explanation:** During CHANGE.PART processing, the data set group count in the RECON did not match the data set group count in the DBDLIB. This situation can occur if either the wrong DBDLIB was being used or a new DBDGEN has been performed.

**System action:** The command fails.

**Programmer response:** A DELETE.PART command might need to be entered if a DBDLIB has changed.

**Problem determination:** 2, 3

**Module:** DSPURMPT

**Related information:**

Chapter 2, "IMS problem determination," on page 9

---

**DSP1086A THE DATABASE ORGANIZATION DOES NOT MATCH THE DATABASE ORGANIZATION IN THE DBDLIB**

**Explanation:** During CHANGE.PART processing, the database organization in the RECON did not match the database organization in the DBDLIB. Either the DBD definition has been changed since registering the HALDB in the RECON, or you might be using an incorrect DBDLIB.

**System action:** The command fails.

**Programmer response:** If the DBD definition has been changed, delete and redefine the HALDB to DBRC.

**Problem determination:** 2, 3

**Module:** DSPURMPT

**Related information:**

Chapter 2, "IMS problem determination," on page 9

---

**DSP1087A INCONSISTENT PARAMETERS SPECIFIED FOR *dbname partname***

**Explanation:** The parameters specified for the partition were inconsistent with the current information recorded in the RECON. For the CHANGE.PART command, one of the following might be true:

- ENABLE or DISABLE was specified and another parameter was also specified, which is not allowed.
- The partition is marked as disabled and an attempt to change another parameter besides ENABLE was specified, which is not allowed.

**System action:** The command fails.

**Programmer response:** Correct the conflict and resubmit the command.

**Problem determination:** 2, 3

**Module:** DSPURMPT

**Related information:**

Chapter 2, "IMS problem determination," on page 9

---

**DSP1088A THE MASTER DATABASE *dbname* NOW USES A PARTITION SELECTION ROUTINE**

**Explanation:** Partition strings were removed from all partitions after you added a partition selection routine name.

**System action:** The partition high keys were cleared.

**Programmer response:** Define the partition string values.

**Problem determination:** 2, 3

**Module:** DSPURCM8

**Related information:**

Chapter 2, "IMS problem determination," on page 9

---

**DSP1089A SET HIGH KEY VALUES FOR EACH PARTITION BEFORE USING**

**Explanation:** The name of the selection routine was cleared. Set the high keys value for each partition before it can be used.

**System action:** The partition selection strings were cleared.

**Programmer response:** Set the high key values again.

**Problem determination:** 2, 3

**Module:** DSPURCM8

**Related information:**

Chapter 2, "IMS problem determination," on page 9

---

**DSP1090I VALUES SPECIFIED IN CHANGE COMMAND ARE NOT DIFFERENT FROM VALUES ALREADY DEFINED**

**Explanation:** No changes were detected from what is already defined.

**System action:** The command fails.

**Programmer response:** No action is required.

**Problem determination:** 2, 3

**Module:** DSPURCM8

**Related information:**

Chapter 2, "IMS problem determination," on page 9

---

**DSP1091A DATA BASE DATA SET NOT DEFINED IN RECON FOR *dbname ddname***

**Explanation:** While attempting to change a partition, the database data set could not be found. At least one database data set must exist. This problem is usually an I/O error when accessing the RECON.

**System action:** The command fails.

**Programmer response:** Call IBM Software Support.

**Problem determination:** 2, 3

**Module:** DSPURMPT

**Related information:**

Chapter 2, "IMS problem determination," on page 9

**DSP1092A CANNOT CHANGE PARTITION,  
NEXT ONE IS AUTHORIZED**

**Explanation:** The change to this partition affects the next partition, because it is authorized.

**System action:** The command fails.

**Programmer response:** Wait until the next partition is not authorized and resubmit the command.

**Problem determination:** 2, 3

**Module:** DSPURMPT

**Related information:**

Chapter 2, "IMS problem determination," on page 9

**DSP1093A CANNOT DELETE PARTITION, NEXT  
ONE IS AUTHORIZED**

**Explanation:** The deletion of this partition affects the next partition which is authorized.

**System action:** The command fails

**Programmer response:** Wait until the next partition is not authorized and resubmit the command.

**Problem determination:** 2, 3

**Module:** DSPURDPT

**Related information:**

Chapter 2, "IMS problem determination," on page 9

**DSP1094A CHANGE COMMAND FAILED, RC= rc  
RSN= rsn**

**Explanation:** The CHANGE.PART command failed with return code *rc* and reason code *rsn*. This problem is usually the result of encountering errors in the RECON data set.

**System action:** The command fails and subsequent commands are not processed.

**Programmer response:** Corrective action depends on whether the messages indicate that there is a problem with the RECON. If there is a correctable problem with the RECON, resubmit the command after the RECON has been repaired. Otherwise, contact IBM Software Support for assistance.

**Problem determination:** 2, 3

**Module:** DSPURMPT

**Related information:**

Chapter 2, "IMS problem determination," on page 9

**DSP1095A DATABASE *dbname* IS AUTHORIZED**

**Explanation:** During DELETE or CHANGE processing for a HALDB or partition, it was determined that the database is authorized.

**System action:** The command fails.

**Programmer response:** When the database is no longer authorized, resubmit the command.

**Problem determination:** 2, 3

**Module:** DSPURDPT, DSPURD10

**Related information:**

Chapter 2, "IMS problem determination," on page 9

**DSP1096A DELETE COMMAND FAILED, RC= rc  
RSN= rsn**

**Explanation:** The DELETE.PART command failed with return code *rc* and reason code *rsn*. This problem is usually the result of encountering errors in the RECON data set.

**System action:** The command fails and subsequent commands are not processed.

**Programmer response:** Corrective action depends on whether the messages indicate that there is a problem with the RECON. If there is a correctable problem with the RECON, resubmit the command after the RECON has been repaired. Otherwise, contact IBM Software Support for assistance.

**Problem determination:** 2, 3

**Module:** DSPURMPT

**Related information:**

Chapter 2, "IMS problem determination," on page 9

**DSP1097E PARTITION *partname* CANNOT BE  
CHANGED WHILE HALDB *dbname* IS  
BEING ALTERED**

**Explanation:** The definition of a partition cannot be modified while the structure of the HALDB database that contains the partition is being altered.


**System action:** The command fails.

**Programmer response:** After alter processing is complete for the database and the new database structure is activated by the online change function, try to modify the partition definition again.

**Problem determination:** 2, 3

**Module:** DSPURMPT

**Related tasks:**

 Altering the definition of an online HALDB database (Database Administration)

**Related information:**

Chapter 2, "IMS problem determination," on page 9

---

**DSP1098A PARTITION *dbname partname* IS NOT DEFINED TO DBRC**

**Explanation:** The partition was not found in the RECON during CHANGE.PART or DELETE.PART command processing.

**System action:** The command fails and subsequent commands are not processed.

**Programmer response:** Verify that the correct partition name was supplied. Correct the partition name and resubmit the command if an error was found. Otherwise, contact IBM Software Support for assistance.

**Problem determination:** 2, 3

**Module:** DSPURMPT, DSPURDPT

**Related information:**

Chapter 2, "IMS problem determination," on page 9

---

**DSP1099A PARTID*value* IS ALREADY IN USE FOR *partname***

**Explanation:** During INIT.PART or CHANGE.PART ENABLE command processing, the partition ID value was already in use by an existing partition that is enabled.

**System action:** The command fails and subsequent commands are not processed.

**Programmer response:** If INIT.PART command processing, select a unique partition ID. If CHANGE.PART ENABLE, either the partition being changed or the *partname* issued in this message will

need to be deleted because duplicate partition IDs are not allowed.

**Problem determination:** 2, 3

**Module:** DSPURMPT, DSPURSPT

**Related information:**

Chapter 2, "IMS problem determination," on page 9

---

**DSP1100I DBRC IS BUILDING THE DMB TABLE RECORD**

**Explanation:** DBRC is reading all the database records in the RECON data set to create or rebuild the data management block (DMB) Table record.

When the first database is registered in the RECON data set using the INIT.DB command, the DMB Table record gets created. The DMB Table record remains in the RECON data set even if all of the databases are deleted.

Issuing a REPAIR.RECON DMBTABLE command causes a missing DMB Table record to be created or the current DMB Table record to be rebuilt.

**System action:** DBRC creates the DMB Table record.

**Programmer response:** No action is required.

**Problem determination:** 2, 3, 40

**Module:** DSPURS10, DSPURR01

**Related information:**

Chapter 2, "IMS problem determination," on page 9

---

## DSP messages DSP1101-DSP1150

This topic contains the following messages:

---

**DSP1101I THE DMB LIMIT HAS BEEN EXCEEDED**

**Explanation:** An attempt to register a new database with DBRC fails due to the limit of 32,767 already having been reached.

**System action:** The command fails.

**System programmer response:** Use a release of IMS that supports registering databases after the DMB number has reached 32,767. If such a release is unavailable, call IBM Software Support.

**Module:** DSPURS10

numbers are currently assigned to registered databases.

**System action:** The attempt to register another database with DBRC fails.

**Programmer response:** If this message is received in error, contact IBM Software Support. If the message is correctly issued and old databases no longer in use are still registered in the RECON data set, delete them from the RECON data set.

**Module:** DSPURS10

---

**DSP1102I THE DMB LIMIT HAS BEEN REACHED**

**Explanation:** The RECON data set has 32,767 databases registered, which is the maximum allowed. The process to register another database in the RECON data set fails. The current data management block (DMB) table record was searched, and all DMB

---

**DSP1103I OBTAINING THE NEXT DMB NUMBER FROM RECON DMB TABLE FAILED**

**Explanation:** DBRC encountered an error trying to obtain the next data management block (DMB) number to assign when registering a database.

**System action:** The command fails.

**Programmer response:** If a prior message was not also



issued explaining the error, contact IBM Software Support.

**Module:** DSPURS10

**DSP1104I THE OLRCAP DATABASE CANNOT BE PROCESSED AS REQUESTED IN THIS RELEASE**

**Explanation:** The database is capable of undergoing HALDB online reorganization in a higher release of IMS. Utilities such as GENJCL processing, database image copy, database image copy 2, database recovery, database recovery, and change accumulation must be run on a higher release of IMS.

**System action:** The command or utility fails.

**Programmer response:** Run the command or utility in a higher release of IMS.

**Module:** DSPJCMAI, DSPUCAIN, DSPUIC00, DSPURN00, DSPURVIN

**DSP1106A FBFF AND FSPF PARAMETERS CANNOT BE CHANGED WHILE OLR IS ACTIVE OR OWNED**

**Explanation:** A request to change the existing partition free space attributes was made, but the partition is currently undergoing HALDB Online Reorganization.

**System action:** The request to change the partition fails. The free space percentage factor and the free block frequency factor are left unchanged for the specified partition. Submit the command again once the HALDB Online Reorganization has completed.

**Programmer response:** Submit the command again once the HALDB Online Reorganization has completed.

**Module:** DSPURMPT

**DSP1107E NEW REORG# *xxxxx* INVALID WITH CURRENT REORG# *yyyyy* FOR DATABASE *database name***

**Explanation:** This message is issued while processing a HALDB partition. The reorganization number *xxxxx* passed on the REORG call was invalid. Reorganizations might have occurred that did not notify DBRC of the change in reorganization number or the reorganization number was corrupted on the data set. The new reorganization number might only be greater than the current reorganization number to be valid, if the current reorganization number is not zero.

**System action:** The partition reorganization number is not updated. The job fails.

**Programmer response:** Verify the validity of the database and take appropriate problem determination action.

**Problem determination:** 1, 4, 11, 17g, 40

**Module:** DSPURN00

**Related information:**

Chapter 2, "IMS problem determination," on page 9

**DSP1108I REORG# CHANGED FROM *xxxxx* TO *yyyyy* FOR DATABASE *database name***

**Explanation:** This message is issued while processing a HALDB partition. The reorganization number *xxxxx* was updated to *yyyyy*.

**System action:** The reorganization number was in the RECON.

**Module:** DSPURN00

**DSP1109I REORG# NOT PASSED FOR DATABASE *database name***


**Explanation:** This message is issued while processing a HALDB partition. The reorganization number was not passed for the database or was zero.

**System action:** The reorganization number was not updated. If the online IMS called DBRC to set the reorganization number, an unexpected logic error has occurred. The control region terminates abnormally with abend 0979. If a call was made to notify DBRC of a reorganization, the current reorganization number is zero and remains zero. The job completes successfully.

**Problem determination:** 1, 4, 11, 17g, 40

**Module:** DSPURN00

**Related information:**

 IMS abend 0979

Chapter 2, "IMS problem determination," on page 9

**DSP1110I REORG# NOT SET FOR DATABASE *database name***

**Explanation:** This message is issued while processing a HALDB partition. The reorganization was not set for the database. The current reorganization number is zero in the partition database record in RECON

**System action:** The current reorganization number is zero and remains zero. The job completes successfully.

**Module:** DSPURN00

**DSP1112E PARAMETER *parameter* IS INVALID FOR HALDB DEFINED AS OLRNOCAP**

**Explanation:** An INIT.PART command with parameter MVDBDS or NOMVDBDS was issued for the partition to create the M-V,Y data sets for a partition defined as capable of running HALDB Online Reorganization. The parameter is invalid since the HALDB is not defined as capable of running HALDB Online Reorganization.

**System action:** The command fails. Any subsequent

commands are not processed.

**User response:** If you want the HALDB is to be capable of running HALDB Online Reorganization, issue a CHANGE.DB OLRCAP command against the HALDB and resubmit the command. Otherwise, remove the MVDBDS or NOMVDBDS parameter and resubmit the command.

**Problem determination:** 2,3, and a listing of the RECON data sets

**Module:** DSPURSPT

**Related information:**

Chapter 2, "IMS problem determination," on page 9

**DSP1113A A SUBSYSTEM RECORD FOR *ssid* WAS FOUND WITHOUT COEXISTENCE SPE APPLIED**

**Explanation:** During RECON upgrade, a subsystem record identified by *ssid* was found in RECON that does not have the required DBRC Migration/Coexistence SPE applied.

**System action:** The RECON upgrade failed.

**Programmer response:** The appropriate DBRC Migration/Coexistence SPE must be applied to each RESLIB accessed by the subsystems listed.

If the subsystem record is no longer valid, you must delete the record from RECON before attempting RECON upgrade. Make sure that the subsystem record is a candidate for deletion.

**Problem determination:** 1, 2, 3, 40

**Module:** DSPUGR00

**Related information:**

Chapter 2, "IMS problem determination," on page 9

**DSP1114E DB QUIESCE IN PROGRESS CHANGE IS NOT ALLOWED FOR DATABASE *dbname* REASON: *reason***

**Explanation:** The CHANGE.DB DBQUI or NODBQUI command was issued for the database to change the status of the database. The database identified in the message by *dbname* is the name used in the command. The *reason* can be one of the following values:

**MINVERS INVALID**

The current MINVERS must be at least 11.1 to allow this command.

**BACKOUT NEEDED**

The database is in need of backout before issuing the command.

**RECOVERY NEEDED**

The database is in need of recovery before issuing the command.

**BATCH SUBSYSTEM *ssid* AUTHORIZED**

A batch subsystem is currently authorized to the database with update access.

**DATABASE IS BEING REORGANIZED**

The DB Reorg Intent flag is on in the database.

**HALDB ONLINE REORGANIZATION IS ACTIVE**

Either the database is owned by OLR or the OLREORG CURSOR ACTIVE flag is set on in the database.

**DB QUIESCE IN PROGRESS ALREADY SET**

The QUIESCE IN PROGRESS flag is already set on or off.

**DB QUIESCE HELD FLAG IS ON**

The QUIESCE HELD flag is set on. The QUIESCE IN PROGRESS flag cannot be set off unless the QUIESCE HELD flag is also set off.

**INVALID DATABASE TYPE**

The command is not allowed for this database type. The supported database types are:

- IMS
- Fast Path
- HALDB
- Partition Database

**Remember:** DBRC plays no role in processing GSAM databases, so do not register GSAM databases in RECON. DBRC does not check the DBDS record for the data set organization for a GSAM.

**PARTITION NEEDS TO BE INITIALIZED**

The partition initialization flag is on.

**System action:** The command fails. If the DBD is a HALDB, the command failed for all the partition databases for this HALDB. If the DBD is a DEDB, the command failed for all the areas. The system does not process any subsequent commands, partitions, or areas.

**User response:** Correct the error conditions and try the command again if appropriate.

**Problem determination:** 2, 3, and a listing of the RECON data sets

**Module:** DSPURM10, DSPURCM8

**Related information:**

Chapter 2, "IMS problem determination," on page 9

**DSP1115E DB QUIESCE IN PROGRESS CHANGE IS NOT ALLOWED FOR AREA *areaname* REASON: *reason***

**Explanation:** You issued a CHANGE.DBDS DBQUI or NODBQUI command for the area to change the status of the area. The area named in the message by *areaname* is the name used in the command. The *reason* can be one of the following values:

**MINVERS INVALID**

The current MINVERS must be at least 11.1 to allow this command.

**RECOVERY NEEDED**

The area is in need of recovery before issuing the command.

**DB QUIESCE IN PROGRESS ALREADY SET**

The QUIESCE IN PROGRESS flag is already set on or off.

**DB QUIESCE HELD FLAG IS ON**

The QUIESCE HELD flag is set on. The QUIESCE IN PROGRESS flag cannot be set off unless the QUIESCE HELD flag is also set off.

**System action:** The command fails. The system does not process any subsequent commands.

**User response:** Correct the error conditions and try the command again if appropriate.

**Problem determination:** 2, 3, and a listing of the RECON data sets

**Module:** DSPURM60, DSPURCM8

**Related information:**

Chapter 2, "IMS problem determination," on page 9

---

**DSP1116E DB QUIESCE HELD CHANGE IS NOT ALLOWED FOR DATABASE *dbname* REASON: *reason***

**Explanation:** You issued a CHANGE.DB DBQUIH or NODBQUIH command for the database to change the status of the database. The database identified in the message by *dbname* is the name used in the command. The *reason* can be one of the following values:

**MINVERS INVALID**

The current MINVERS must be at least 11.1 to allow this command.

**BACKOUT NEEDED**

The database is in need of backout before issuing the command.

**RECOVERY NEEDED**

The database is in need of recovery before issuing the command.

**BATCH SUBSYSTEM *ssid* AUTHORIZED**

A batch subsystem is currently authorized to the database with update access.

**DATABASE IS BEING REORGANIZED**

The DB Reorg Intent flag is on in the database.

**HALDB ONLINE REORGANIZATION IS ACTIVE**

Either the database is owned by OLR or the OLREORG CURSOR ACTIVE flag is set on in the database.

**DB QUIESCE HELD ALREADY SET**

The QUIESCE HELD flag is already set on or off.

**DB QUIESCE HELD FLAG NOT ALLOWED**

You cannot set the QUIESCE HELD flag because the QUIESCE IN PROGRESS flag is off and the DBQUI parameter was not included in the command.

**INVALID DATABASE TYPE**

The command is not allowed for this database type. The supported database types are:

- IMS
- Fast Path
- HALDB

Partition Database

**Remember:** DBRC plays no role in processing GSAM databases, so do not register GSAM data bases in RECON. DBRC does not check the DBDS record for the data set organization for a GSAM.

**System action:** The command fails. If the DBD is a HALDB, the command failed for all the partition databases for this HALDB. If the DBD is a DEDB, the command failed for all the areas. The system does not process any subsequent commands, partitions, or areas.

**User response:** Correct the error conditions and try the command again if appropriate.

**Problem determination:** 2, 3, and a listing of the RECON data sets

**Module:** DSPURM10, DSPURCM8

**Related information:**

Chapter 2, "IMS problem determination," on page 9

---

**DSP1117E DSP1117E DB QUIESCE HELD CHANGE IS NOT ALLOWED FOR AREA *areaname* REASON: *reason***

**Explanation:** You issued a CHANGE.DB DBQUIH or CHANGE.DB NODBQUIH command for the area to change the status of the area. The area identified in the message by *areaname* is the name used in the command. The *reason* can be one of the following values:

**MINVERS INVALID**

The current MINVERS must be at least 11.1 to allow this command.

**RECOVERY NEEDED**

The area is in need of recovery before issuing the command.

**DB QUIESCE HELD ALREADY SET**

The QUIESCE HELD flag is already set on or off.

**DB QUIESCE HELD FLAG NOT ALLOWED**

You cannot set the QUIESCE HELD flag because the QUIESCE IN PROGRESS flag is off and the DBQUI parameter was not included in the command.

**System action:** The command fails. The system does not process any subsequent commands.

**User response:** Correct the error conditions and retry the command if appropriate.

**Problem determination:** 2, 3, and a listing of the RECON data sets

**Module:** DSPURM60, DSPURCM8

**Related information:**

Chapter 2, "IMS problem determination," on page 9

---

**DSP1118I THE REORGANIZATION NUMBER  
yyyyyy IS NOT USED FOR DATABASE  
xxxxxxx REASON:  
REORGANIZATION NUMBER  
VERIFICATION IS NOT ACTIVE**

**Explanation:** The REORG parameter was specified for a NOTIFY.RECOV command, but reorganization number verification is not active for the RECON data set.

In the message text:

yyyyyy The value specified for NOTIFY.RECOV  
REORG() that is being ignored.

xxxxxxx  
The database name that was specified with the  
DBD parameter.

**System action:** The REORG parameter was ignored and the command completed successfully. The IMS system continues normal processing.

**User response:** No action is required.

The REORG parameter of the NOTIFY.RECOV command is always ignored unless HALDB reorganization number verification is enabled.

**Module:** DSPURT20

---

**DSP1119I THE REORGANIZATION NUMBER  
FOR DATABASE xxxxxxxx IS  
CHANGED FROM yyyyyy to zzzzzz DUE  
TO A RECOVERY**

**Explanation:** A HALDB partition recovery completed successfully, and the reorganization number for the database was updated. This message is generated by a Database Recovery Utility operation.

If the recovery operation was a full recovery, a previous timestamp recovery operation was run that changed the reorganization number for the database in the RECON data set. The full recovery that generated this message is creating a new version of the data set by ignoring the changes made by the previous timestamp recovery.

If the recovery operation was a timestamp recovery, either this recovery is being done before a reorganization begins or a previous recovery was run that changed the reorganization number for the database in the RECON data set. The timestamp recovery that generated this message is ignoring the changes made by the previous recovery.

In the message text:

yyyyyy The old reorganization number, which is no  
longer valid.

xxxxxxx  
The database name that was specified with the  
DBD parameter.

zzzzz The new reorganization number for the  
database.

**System action:** The reorganization number in the partition database record of the RECON data set for this database is updated to zzzzzz and the system continues processing.

**User response:** No action is required.

**Module:** DSPURT20, DSPURVTR

---

**DSP1123I jvjvjvj DBRC REGISTERED WITH  
IMSPLEX pppppp {USING EXIT}**

**Explanation:** DBRC successfully registered with SCI for the named IMSplex. Automatic RECON loss notification can be received by this DBRC. If the message includes USING EXIT, DBRC used the SCI registration exit to determine the IMSplex name.

In the message text:

jvjvjvj The job name  
pppppp The IMSplex name

**System action:** DBRC initialization continues.

**Programmer response:** No action is required.

**Module:** DSPRLI00

---

**DSP1124I DBRC NOT PARTICIPATING IN  
IMSPLEX pppppp**

**Explanation:** DBRC is not connected to an IMSplex, but an IMSplex, identified by pppppp, is recorded in the RECON data sets. This situation implies that an IMSplex has been recorded in the RECON data sets since DBRC initialized.

**System action:** DBRC continues operation but cannot receive automatic RECON loss notification from the IMSplex.

**Programmer response:** If you intended to access an IMSplex, no response is necessary.

If the IMSplex was mistakenly recorded in the RECON data sets and an SCI was available for the IMSplex indicated by pppppp, submit a CHANGE.RECON NOPLEX command to revert to a non-IMSplex environment.

**Module:** DSPURI30

---

**DSP1125A IMSPLEX NAME CONFLICT - xxxxx  
FROM DSPSCIX0, yyyyyy FROM IMS**

**Explanation:**

In an online environment, the IMSplex name in the IMS Common Service Layer PROCLIB member (yyyyyy) conflicted with the IMSplex name being used by DBRC (xxxxx). DBRC obtains the IMSplex name from the SCI registration exit, DSPSCIX0, or from the IMSPLEX parameter on the job step EXEC statement.

In the message text:

yyyyyy The name of the IMSplex in the IMS Common

Service Layer PROCLIB member that conflicts with the name returned by DSPSCIX0, the SCI registration exit.

xxxxx The name of the IMSplex returned by DSPSCIX0 that conflicts with the name of the IMSplex in the IMS Common Service Layer PROCLIB member.


**System action:** This message is followed by message DSP0300I and abend 2480.

**Operator response:** Either change the IMSplex name in the IMS PROCLIB member or the IMSplex name that DBRC is trying to use.

**Module:** DSPRLI00

**Related information:**

“DSP0300I” on page 173

 IMS abend 2480

**DSP1126I QUIESCE NOTIFICATION RECEIVED FROM xxxxxxxx (yyyyyy)**

**Explanation:** DBRC received notification of QUIESCE from job xxxxxxxx for reason yyyyyy. The reason yyyyyy can be one of the following:

**ALLOCFAIL**

DBRC is copying to the spare RECON data set because allocation failed for an active RECON data set.

**BACKUP**

A BACKUP.RECON command has been issued.

**DUAL**

DBRC is copying the RECON after running in single RECON mode.

**IOERR**

An I/O error on one of the RECON data sets is being processed.

**LIST**

A LIST command specifying STATIC and QUIESCE is being processed.

**PRAOFF**

Parallel RECON access is being turned off.

**PRAON**

Parallel RECON access is being turned on.

**REPAIR**

A REPAIR.RECON command is being processed.

**REPLACE**

A CHANGE.RECON REPLACE command is being processed.

**RESETGSG**

A RESET.GSG command is being processed.

**RESYNC**

DBRC is reopening the RECON data sets in the correct access mode after opening in the incorrect mode during end of QUIESCE processing.

**SHUNTEDIO**

The shunted I/O on one or more of the RECON data sets is being retried.

**UPGRADE**

A CHANGE.RECON UPGRADE command has been issued.

**System action:** DBRC allows job xxxxxxxx to have exclusive access to the RECON data sets.

**System programmer response:** No action is required.

**Problem determination:** 2, 3, 40

**Module:** DSPRLXB0

**Related information:**

Chapter 2, “IMS problem determination,” on page 9

**DSP1127I QUIESCE ACKNOWLEDGED**

**Explanation:** DBRC has acknowledged QUIESCE notification.

**System action:** DBRC has suspended RECON access and is waiting for RECON access to be restored.

**System programmer response:** No action is required.

**Module:** DSPRLN00

**DSP1128I END QUIESCE NOTIFICATION RECEIVED**

**Explanation:** DBRC has received notification that QUIESCE processing is complete.

**System action:** DBRC reestablishes RECON access.

**System programmer response:** No action is required.

**Module:** DSPRLXB0

**DSP1129I END QUIESCE ACKNOWLEDGED**

**Explanation:** DBRC has reestablished RECON access after receiving END QUIESCE notification.

**System action:** DBRC proceeds with normal processing.

**System programmer response:** No action is required.

**Module:** DSPRLN00

**DSP1130I WAITING FOR QUIESCE ACKNOWLEDGEMENT FROM**

```
job11 *** NO SCI ***
{job2
{job3
{more}}
```

**Explanation:** A period of 30 seconds has elapsed since QUIESCE notification was broadcast, or since the last time this message was issued. The jobs listed have not acknowledged the QUIESCE and are preventing further processing. If \*\*\* NO SCI \*\*\* is listed, the SCI region is unavailable.

**System action:** DBRC waits for acknowledgment of QUIESCE from the jobs listed.

## DSP1131I • DSP1137I

**System programmer response:** If \*\*\* NO SCI \*\*\* is listed, restart the SCI region.

**Module:** DSPRLTI0

---

### DSP1131I QUIESCE ACKNOWLEDGEMENT COMPLETE

**Explanation:** All DBRC instances have acknowledged QUIESCE notification.

**System action:** DBRC proceeds with exclusive RECON access.

**System programmer response:** No action is required.

**Module:** DSPRLN00

---

### DSP1132I WAITING FOR END QUIESCE ACKNOWLEDGEMENT FROM

*job1* \*\*\* NO SCI \*\*\*  
{*job2*  
{*job3*  
{*more*}}

**Explanation:** A period of 30 seconds has elapsed since END QUIESCE notification was broadcast, or since the last time this message was issued. The jobs listed have not acknowledged the END QUIESCE and are preventing further processing. If \*\*\* NO SCI \*\*\* is listed, the SCI region is unavailable.

**System action:** DBRC waits for acknowledgment of END QUIESCE from the jobs listed.

**System programmer response:** If \*\*\* NO SCI \*\*\* is listed, restart the SCI region.

**Module:** DSPRLTI0

---

### DSP1133I END QUIESCE ACKNOWLEDGEMENT COMPLETE

**Explanation:** All DBRC instances have acknowledged END QUIESCE notification.

**System action:** DBRC proceeds with normal processing.

**System programmer response:** No action is required.

**Module:** DSPRLN00

---

### DSP1134A EXIT MODULE *exitname* NOT FOUND

**Explanation:**

The exit identified by *exitname* could not be located.

**System action:** The DBRC command failed. RECON is not updated. Subsequent commands are not processed.

**Operator response:** A DBRC Command Authorization Exit must be linked in if your level of DBRC command authorization is set to EXIT or BOTH. If you do not want to use an exit, change your level of command authorization to SAF or NONE using the

CHANGE.RECON command.

**Module:** DSPDCAI0

---

### DSP1135A SCI REGISTRATION FAILED, IMSPLEX NAME=*nnnnn*, RC=*xxxxxxxx*, RSN=*yyyyyyyy*, JOB=*jjjjjjj*

**Explanation:** DBRC attempted to register with SCI using IMSplex name *nnnnn* and failed.

In the message text:

*nnnnn* The name of the IMSplex that failed SCI registration.

*xxxxxxxx*

The SCI CSLSCREG return code.

*yyyyyyyy*

The SCI CSLSCREG reason code.

*jjjjjjj*

The job name.

For more information about how DBRC obtains the IMSplex name, see CSLSCREG: registration request (System Programming APIs).

**System action:** RECON access fails.

**Operator response:** For the appropriate action, see CSLSCREG: registration request (System Programming APIs).

**Module:** DSPRLI00

---

### DSP1136A RECON ACCESS DENIED, IMSPLEX NAME *nnnnn* NOT VALID, JOB=*jjjjjjj*

**Explanation:** The IMSplex used by DBRC was not the one associated with these RECON data sets. *nnnnn* identifies the name of the IMSplex that failed RECON access. If *nnnnn* is *\*\*\*\*\**, it indicates that DBRC is not participating in an IMSplex although the RECONS show that an IMSplex is required.

**System action:** RECON access fails.

**Operator response:** Use the correct IMSplex name. In emergency situations, RECON access can be forced by an SCI registration exit, DSPSCIX0. For more information about the use of DSPSCIX0, see DBRC SCI registration exit routine (DSPSCIX0) (Exit Routines).

**Module:** DSPRLI00

---

### DSP1137I IMSPLEX MAY NOT BE CHANGED, DBRC ACTIVE FOR

*job1*

{*job2*

{*job3*

{*more*}}

**Explanation:** An attempt was made to change an IMSplex with CHANGE.RECON IMSPLEX()/NOPLEX while the RECONS are in use. In the message text, *job1*, *job2*, and *job3* indicate which DBRC jobs are active in

the RECON. If the job list is longer than three names, MORE is displayed.

**System action:** The command fails.

**Operator response:** Wait until no other jobs are using these RECONS.

**Module:** DSPURI30, DSPURM90

**DSP1138I QUIESCE CONFLICT, ABORTING CURRENT QUIESCE**

**Explanation:** During QUIESCE processing, QUIESCE notification was received from another DBRC. QUIESCE conflict resolution determined that the QUIESCE notification would preempt the current QUIESCE process.

**System action:** The current QUIESCE process is abandoned in favor of the new one. Message DSP1126I is issued after this message, identifying the initiator of the new QUIESCE process.

**System programmer response:** No action is required.

**Module:** DSPRLX10

**Related information:**

“DSP1126I” on page 211

**DSP1139A RECON ACCESS DENIED BY DSPSCIX0, JOB=jjjjjjj**

**Explanation:** The SCI registration exit, DSPSCIX0, issued return code 12. For more information about writing an exit and the effect of the reason code, see Guidelines for writing IMS exit routines (Exit Routines).

**System action:** RECON access fails.

**Operator response:** No action is required.

**User response:** Correct the registration exit and rerun.

**Module:** DSPRLI00

**DSP1140A UNEXPECTED RETURN CODE FROM aaaaaaaa REQUEST RC=nnnnnnnnn, RSN=rrrrrrrr, JOB=jjjjjjj**

**Explanation:** A DBRC request for the SCI service (aaaaaaa) failed.

In the message text:  
aaaaaaa

The failed SCI service, which can be one of the following services:

**CSLSCBFR**

Returns the SCI buffer to SCI.

**CSLSCQRY**

Queries the SCI registration list.

**CSLSCRDY**

Enables receipt of SCI messages by type.

**CSLSCMSG**

Sends messages to other SCI registrants.

**CSLSCDRG**

Deregisters from SCI.

nnnnnnnn

The SCI return code.

rrrrrrrr

The SCI reason code.

jjjjjjj

The job name.

**System action:** For CSLSCBFR and CSLSCQRY requests, DBRC continues processing. All other request failures result in abnormal termination.

**Operator response:** For the appropriate action, see the SCI return and reason codes.

**Module:** DSPRLI00, DSPRLN00, DSPRLTR0, DSPRLX10

**Related concepts:**

 CSL SCI requests (System Programming APIs)

**DSP1141I RECON LOSS NOTIFICATION RECEIVED, JOB=jjjjjjj**

**Explanation:** DBRC received notification of RECON loss. For more information about RECON loss, see RECON loss notification (System Administration).

**System action:** DBRC closes and then reopens the RECONS. DBRC discards any RECONS it finds that are in error.

**Operator response:** No action is required.

**Module:** DSPRLXB0

**DSP1142A EXIT MODULE *exitname* FOUND IN UNAUTHORIZED LIBRARY: *dsn***

**Explanation:** The exit identified by *exitname* was found in the data set identified by *dsn*, which is neither an authorized library nor a member of LINKLST. *exitname* can be one of:

**DSPSCIX0**

The SCI Registration Exit

**DSPDCAX0**

The DBRC Command Authorization Exit

**System action:** For DSPSCIX0, RECON access fails. For DSPDCAX0, the DBRC command failed. RECON is not updated. Subsequent commands are not processed.

**Operator response:** Specify an authorized library.

**Module:** DSPDCAI0, DSPRLI00

**DSP1143I RECON ACCESS FORCED BY DSPSCIX0, JOB=jjjjjjj**

**Explanation:** The SCI registration exit, DSPSCIX0, returned a return code of 8. For information about how to write an exit and the effects of return codes, see *IMS Version 15 Exit Routines*.



## DSP1144I • DSP1150I

**System action:** RECON access proceeds without SCI registration regardless of possible RECON use by an IMSplex. RECON data set is accessed in serial mode even if parallel access was turned on.

**Operator response:** No action is required.

**Module:** DSPRLI00

**Related concepts:**

➞ Guidelines for writing IMS exit routines (Exit Routines)

**Related reference:**

➞ DBRC SCI registration exit routine (DSPSCIX0) (Exit Routines)

---

### DSP1144I IMSPLEX PARAMETER NOT ALLOWED

**Explanation:** An attempt was made to alter the IMSplex value by issuing the request from an online IMS with the /RMCHANGE command; doing this is not allowed.

**System action:** The command terminates with return code 12.

**Programmer response:** To set an initial IMSplex value, stop all DBRC activity and then start new DBRC activity using either the SCI registration exit, DSPSCIX0, or the IMSplex parameter to set the IMSplex value.

To change the IMSplex value, stop all DBRC activity and submit the command using the Database Recovery Control utility, DSPURX00. In either case, only DBRC activity involving the subject RECONS must be stopped.

**Module:** DSPURM90

---

### DSP1145I RECON LOSS NOTIFICATION NOT SENT, JOB=*jjjjjjj*

**Explanation:** RECON loss notification was not sent because SCI was unavailable.

**System action:**

DBRC continues processing.

**Programmer response:** SCI must be restarted for RECON loss notification to function.

**Module:** DSPRLN00

---

### DSP1146A EEQE LIMIT OF 32767 FOR DB DBD=*xxxxxxx*

**Explanation:** The request to add an extended error queue element (EEQE) would cause the limit to be reached for the *xxxxxxx* database.

**System action:** The CHANGE.DBDS command fails.

**Operator response:** Error messages were issued when each EEQE was written. Since the database was not stopped, the DBRC limit for EEQEs was reached. You need to recover the *xxxxxxx* database.

If this appears to be a logic error within DBRC, contact IBM Software Support.

**Problem determination:** 2, 3, 35, and a listing of RECON

**Module:** DSPRLI00

**Related information:**

Chapter 2, "IMS problem determination," on page 9

---

### DSP1147I DBRC REGION WAITING FOR SCI, IMSPLEX NAME=*ppppp*

**Explanation:** DBRC Automatic RECON Loss Notification is active but SCI was unavailable for IMSPLEX *ppppp*.

**System action:** IMS waits until the user starts an SCI region for IMSPLEX *ppppp* before continuing with DBRC initialization.

**Programmer response:** Start the SCI region for which IMS is waiting.

**Module:** DSPRLI00

---

### DSP1150I LOG RECORD(S) COULD NOT BE COMPRESSED, RECORD TIME = *timestamp1* compression time = *timestamp2*

**Explanation:** DBRC determined that the PRILOG, identified by *timestamp1*, could not be compressed while it was running one of the following commands or processes:

- DELETE.LOG INACTIVE
- NOTIFY.PRILOG RLDS
- IMS Log Archive utility
- CLEANUP.RECON

In the message text:

*timestamp1*

The time stamp for the associated PRILOG.

*compression time*

Compression time identifies one of the following time stamps limiting the compression of the log:

- EARLIEST ALLOC TIME
- LOG RETENTION TIME
- EARLIEST CHECK POINT
- RECON CLEANUP TIME

*timestamp2*

The time stamp for the associated *compression time*. For LOG RETENTION TIME, it is the current time minus the Log Retention Period.

**System action:** Processing continues.

**User response:** No action is required.



Module: DSPURD60

## DSP messages DSP1151-DSP1200

This topic contains the following messages:

**DSP1154A DBRC REQUEST AUTHORIZATION DENIED BY *userexit* FOR USER *userid* RESOURCE NAME=*resource name* RC=*rc***

or

**DBRC COMMAND AUTHORIZATION DENIED BY *userexit* FOR USER *userid* RESOURCE NAME=*resource name* RC=*rc***

**Explanation:** The user exit identified in the message text denied the user ID *userid* authorization to submit the DBRC command or API request that is protected by *resource name*.

In the message text:

*userexit* The user exit; this string can be one of the following exits:

- DSPDCAX0 (DBRC Security exit)
- BPE EXIT (exit routine defined to BPE)

*userid* The user ID that was denied authorization to submit the DBRC command or API request.

*resource name*

The name of the resource protecting the issued DBRC command or API request.

*rc* The exit return code; For DSPDCAX0 return code information, see DBRC Command Authorization exit routine (DSPDCAX0) (Exit Routines).

**System action:** If the problem resulted from a DBRC command, the command fails with RC=12. The RECON data sets are not updated. Subsequent commands are not processed.

If you are running the HALDB Partition Definition Utility, the RECON request fails.

If the problem was an application using the DBRC API, the requested function fails with RC=12 and a reason code unique to the function.

**Operator response:** No action is required.

**Programmer response:** Contact your security administrator to gain authority to the identified DBRC resource.

Module: DSPDCAI0

**DSP1157A USER *userid* NOT AUTHORIZED FOR REQUEST RESOURCE NAME=*resource name* REQUEST=*reqtype* SAF RC=*safrc* RACF RC=*racfrc* RACF REASON=*racfrsn***

or

**USER *userid* NOT AUTHORIZED FOR COMMAND RESOURCE NAME=*resource name* REQUEST=*reqtype* SAF RC=*safrc* RACF RC=*racfrc* RACF REASON=*racfrsn***

**Explanation:** DBRC issued a RACROUTE authorization request to determine if the user is authorized to issue the DBRC command or DBRC API request protected by *resource name*. The return and reason codes from RACF or an equivalent security product indicate that the user is not authorized.

In the message text:

*userid* The user ID not authorized to perform the command.

*resource name*

The name of the resource protecting the issued command or API request.

*reqtype* The type of RACROUTE request.

*racfrc* A RACF return code that indicates the user is not authorized.

*racfrsn* A RACF reason code that indicates the user is not authorized.

For more information about the SAF return code, the RACF return code, and the RACF reason code, see the *z/OS Security Server RACROUTE Macro Reference* (SA22-7692).

**System action:** The DBRC command or API request failed. DBRC processing ended with RC=12. The RECON data sets were not updated. Subsequent commands are not processed. If this is the HALDB Partition Definition Utility or a DBRC API request, the RECON request fails.


If this was an application using the DBRC API, the requested function fails with RC=12 and a reason code unique to the function.

**Programmer response:** Contact your security administrator to gain authority to the identified DBRC resource.


**Problem determination:** 1, 2, 3, 8, 40

Module: DSPDCAI0

**Related reference:**

 z/OS: System authorization facility (SAF)

 z/OS: RACROUTE return codes and reason codes

 z/OS: RACROUTE (standard form) return codes

**Related information:**

Chapter 2, “IMS problem determination,” on page 9

---

**DSP1158I    INVALID COMMAND  
AUTHORIZATION OPTION  
SPECIFIED**

**Explanation:** The CMDAUTH keyword was specified with an invalid DBRC command authorization option. Valid options are:

- SAF
- EXIT
- BOTH
- NONE

**System action:** The command failed. Subsequent commands are not processed.

**Programmer response:** Specify the correct CMDAUTH option, then reissue the command and any other commands that were not processed.

**Problem determination:** 2, 3, 8, and the listings of the RECON data sets

**Module:** DSPURX00

**Related information:**

Chapter 2, "IMS problem determination," on page 9

---

**DSP1159I    HIGH LEVEL QUALIFIER REQUIRED  
WITH THE SPECIFIED CMDAUTH  
OPTION**

**Explanation:** The CMDAUTH keyword was specified with DBRC command authorization option SAF, EXIT, or BOTH. You must specify a high-level qualifier with these options.

**System action:** The command failed. Subsequent commands are not processed.

**Programmer response:** Correct your CMDAUTH keyword values, then reissue the command and any other commands that were not processed.

**Problem determination:** 2, 3, 8, and the listings of the RECON data sets

**Module:** DSPDCAI0

**Related information:**

Chapter 2, "IMS problem determination," on page 9

---

**DSP1160I    HIGH LEVEL QUALIFIER NOT  
ALLOWED WITH CMDAUTH OPTION  
NONE**

**Explanation:** CMDAUTH option NONE was specified with either a high-level qualifier (*safhilq* option) or with the *rcnqual* option. Both the high-level qualifier and the *rcnqual* option are only valid with option SAF, EXIT, or BOTH.

**System action:** The command failed. Subsequent commands are not processed.

**Programmer response:** Correct your CMDAUTH keyword values, then reissue the command and any

other commands that were not processed.

**Problem determination:** 2, 3, 8, and the listings of the RECON data sets

**Module:** DSPURX00

**Related information:**

Chapter 2, "IMS problem determination," on page 9

---

**DSP1161I    COMMAND AUTHORIZATION LEVEL  
CANNOT BE CHANGED WITH  
ONLINE COMMAND**

**Explanation:** You specified the CMDAUTH keyword in the online CHANGE.RECON command (/RMCHANGE). DBRC command authorization does not support online commands. Therefore, you cannot use an online command to change the command authorization level.

**System action:** The command failed. Subsequent commands are not processed.

**Programmer response:** Change your command authorization level using the DBRC command processor in module DSPURX00.

**Problem determination:** 2, 3, 8, and the listings of the RECON data sets

**Module:** DSPURX00

**Related information:**

Chapter 2, "IMS problem determination," on page 9

---

**DSP1162A    DBRC RESOURCE NAME TABLE  
DEFINITION ERROR FOR  
COMMAND VERB *cmdname* MODIFIER  
*modname***

**Explanation:** The internal DBRC Resource Name Table either contained no resources for the specified command or none of the resources defined for this command contained a matching qualifier.

**System action:** The command failed. Subsequent commands are not processed.

**Programmer response:** This is an internal DBRC problem. Contact IBM Software Support for assistance.

**Problem determination:** 2, 3, 8, and the listings of the RECON data set

**Module:** DSPDCAI0

**Related information:**

Chapter 2, "IMS problem determination," on page 9

---

**DSP1164E    PARALLEL RECON ACCESS CANNOT  
BE ENABLED: *reason***

**Explanation:** A CHANGE.RECON ACCESS(PARALLEL) command or an INIT.RECON ACCESS(PARALLEL) command failed for one of the following reasons (*reason*):

**NOT IN IMSPLEX**

The RECON data set is not associated with an IMSplex or the DBRC SCI registration exit has forced access to the RECON data set without registering with SCI.

**NO SCI FOR *ssid***

One or more DBRC instances that are currently using the RECON data set are not registered to the SCI. The subsystem ID of the first active batch subsystem found in the RECON data set that is not registered to the SCI is listed as *ssid*.

**UNAVAILABLE DATA SET**

At least one of the RECON data sets, RECON1, RECON2, or RECON3, is unavailable.

**OPEN FAILURE**

DBRC was unable to open two active copies in parallel access mode. Messages DSP0002I or DSP0002W might also be issued to provide more information.

**LOG MODE ERROR**

DBRC was unable to set LOG(UNDO) on one or more of the RECON data sets. Message DSP1172I might also be issued to identify the data sets for which altering the log mode to UNDO failed.

**NO SPARE**

The spare RECON data set is either unavailable or not empty.

**DUPLICATE GROUP ID**

Multiple RECON data sets are in use with the same group ID.

**System action:** The command fails and subsequent commands are not processed.

**System programmer response:** For a CHANGE.RECON ACCESS(PARALLEL) command, ensure that three RECON data sets are available and that the spare data set is empty. If the RECON data set is not associated with an IMSplex, enable automatic RECON loss notification (ARLN) before you enable parallel RECON access. If IMS systems are currently running that were active before automatic RECON loss notification was enabled, parallel RECON access cannot be enabled until those systems have shut down.

For an INIT.RECON ACCESS(PARALLEL) command, ensure that three RECON data sets are available and empty. Enable automatic RECON loss notification (ARLN) before you create RECON data sets in parallel RECON access.

If the reason is DUPLICATE GROUP ID, you must change the DBRC group ID before enabling parallel RECON access using the CHANGE.RECON IMSPLEX command. There can be no active DBRC instances accessing the RECON data set when this command is issued. If another DBRC is active in the same IMSplex using a different RECON data set, these must also be terminated, or take the following steps:

1. Create an alternate SCI registration exit that will force RECON data set access without SCI registration by setting Register 15 - 8.
2. Run a job that issues the CHANGE.RECON IMSPLEX(*plexname,group\_id*) command to change the group ID in the RECON data set. This job must use the alternate SCI registration exit.
3. Update the SCI registration exit to return the new group ID for the RECON data.

For a CHANGE.RECON ACCESS(PARALLEL) command that fails with the reason NO SCI FOR *ssid*, reissue the command. Timing might have caused the command to fail.

**Module:** DSPURM90, DSPURI02, DSPURS00

**DSP1166E IMSPLEX NAME CANNOT BE RESET, REQUIRED FOR PARALLEL ACCESS**

**Explanation:** Parallel access is active for the RECON. Parallel access requires an IMSplex environment to process a CHANGE.RECON NOPLEX command.

**System action:** The command fails and subsequent commands are not processed.

**System programmer response:** You must turn off parallel access before the IMSplex name associated with the RECON can be cleared.

**Module:** DSPURM90

**DSP1168E SERIAL RECON ACCESS CANNOT BE ENABLED: *reason***

**Explanation:** The CHANGE.RECON ACCESS(SERIAL) command failed for one of the following reasons:

**SHUNTED I/O EXISTS**

Some RECON I/O has been shunted by Transactional VSAM. This is indicative of a failure of another DBRC for which Transactional VSAM was unable to back out the updates.

**OPEN FAILURE**

DBRC was unable to open any RECON data sets in serial access mode. Messages DSP0002I or DSP0002W might also be issued to provide more information.

**System action:** The command fails and subsequent commands are not processed.

**System programmer response:** Resolve any open failures before issuing the command again. If shunted I/O exists, issue the command again. If the problem persists, resolve the shunted I/O using the IDCAMS SCHDS RETRY or PURGE commands as needed. See *z/OS DFSMS Access Method Services for Catalogs* (SC26-7394) for information about using this command. For complete details on shunted URs, see *z/OS DFSMS Planning and Operating Guide* (SC26-7348).

**Module:** DSPURI02

**Related reference:**

 z/OS: SHCDS

 z/OS: Shunted units of recovery

**Related information:**

“DSP0002I” on page 121

“DSP0002W” on page 121

**DSP1169I RECON ACCESS MODE IS ALREADY SET**

**Explanation:** The ACCESS keyword on the CHANGE.RECON command specified the same access mode, SERIAL or PARALLEL, as the mode currently set for the RECON.

**System action:** The ACCESS keyword is ignored. Other keywords on the command are processed. The return code for the command is 4 (or higher if a subsequent error is found).

**System programmer response:** No action is required.

**Module:** DSPURM90

**DSP1170I SPECIFICATION OF LOG(ALL) IS NOT SUPPORTED AND WILL BE ALTERED DSN=*dsname***

**Explanation:** The command or job you ran specified LOG(ALL) in the definition of the identified RECON data set. LOG(ALL) is not supported because DBRC does not support forward recovery (redo) logging for the RECON.

In the message text:

*dsname* The name of the data set that has LOG(ALL) specified.

**System action:** DBRC alters the LOG specification to UNDO if it intends to open the RECON for parallel access, or to NONE if it intends to open the RECON for serial access.

**System programmer response:** No action is required.

**Module:** DSPURI15

**DSP1171I ALTER OF LOG SPECIFICATION FOR *ddname* BEING ATTEMPTED**

**Explanation:** The LOG specification for the RECON data set indicated in the message needs to be changed to be appropriate for the access mode (TVS or non-TV) to be used to access the RECON data sets. This occurs during CHANGE.RECON ACCESS processing, and can occur during initialization if the LOG specifications do not match.

**System action:** If TVS access to the RECON data sets is required, an attempt to ALTER the log specification to UNDO is performed. If non-TV) access is required,

an attempt to ALTER the log specification to NONE is performed.

**System programmer response:** Review the LOG specification on the DEFINE CLUSTER statements for the RECON data sets to ensure that they are correct for the access mode. If the LOG parameter is specified in the JCL, it should be removed.

**Module:** DSPAMS10

**DSP1172W ALTER OF LOG SPECIFICATION FOR *ddname* FAILED RC *nnnn***

**Explanation:** An attempt to ALTER the log specification for the RECON data set indicated by *ddname* failed.

**System action:** If the ALTER was attempted during CHANGE.RECON ACCESS processing, the command fails, and the access mode remains unchanged. If the ALTER was attempted during INIT.RECON ACCESS processing, the command fails and the RECON data sets are not initialized. Otherwise, the RECON data sets have different LOG attributes and DBRC attempted to alter the LOG attribute of the data set to match the access mode, serial or parallel, that DBRC determined should be used. In this case processing continues; however the RECON data set identified in the message might be unavailable.

**System programmer response:** Issue a LIST.RECON STATUS command to check the status of the RECON data sets and the access setting. Use Access Method Services (AMS) to delete and redefine the RECON data set, or ALTER the LOG specification for the data set as appropriate.

**Module:** DSPAMS10

**DSP1174I RECON DATA SETS INDICATE THAT *type* ACCESS IS REQUIRED**

**Explanation:** DBRC attempted to open the RECON data set, but encountered an inconsistency.

In the message text, *type* can be one of the following: **PARALLEL**

Parallel access is required; however, DBRC opened the RECON data sets for serial (non-TV) access because the LOG specification is NONE or the LOG attribute was not specified. The information in the RECON data sets indicates that parallel RECON access was turned on.

**SERIAL**

Serial access is required; however, DBRC opened the RECON data sets for parallel access because the LOG specification is UNDO. The information in the RECON data sets indicates that parallel RECON access has not been turned on.

**System action:** DBRC initialization attempts to close

the data sets, ALTER the LOG specifications and reopen the RECON data sets in the correct access mode.

**System programmer response:** No action is required.

**Module:** DSPURI10

**DSP1175E RECON COPY<sub>n</sub> DATA SET NAME MISMATCH  
THIS DBRC ALLOCATED DSN=*xxxx*  
OTHER DBRC USING DSN=*dsnm2***

**Explanation:** When opening the RECON data sets, DBRC determined that it is not accessing the same active (COPY1 or COPY2) data sets that the other DBRC instances in the IMSplex are accessing. This situation could mean that this DBRC was unable to allocate one or more of the data sets that the other DBRC instances allocated, or that this DBRC might be accessing incorrect RECON data sets. For parallel RECON access, a RECON data set that is active for one DBRC instance must be active for all DBRC instances in the IMSplex.

In the message text:

**COPY<sub>n</sub>** *n* is 1 or 2; the copy of the RECON data set that did not match.

*xxxx* This can be a data set name or \*NOT AVAILABLE\*. If this is a data set name, it identifies the data set that DBRC is using for the COPY<sub>n</sub> data set. \*NOT AVAILABLE\* is displayed if no data set could be allocated for this copy.

*dsnm2* This is the data set name used by other DBRC instances for the COPY<sub>n</sub> data set.

**System action:** If this DBRC region is associated with an online IMS subsystem, message DSP1176A is issued as a WTOR. Otherwise, if the mismatch occurs during DBRC initialization, DBRC initialization fails due to insufficient RECON data sets. If the error mismatch is detected at any other time, then DBRC terminates with a 2480 abend.

**System programmer response:** If the error is caused by a DBRC not having access to all of the RECON data sets, make the RECON data set specified in the message available to this DBRC instance. If the error is due to a DBRC accessing incorrect data sets, take the appropriate action to ensure that the RECON data sets used by the DBRC instance are correct.

**Module:** DSPURI10

**Related information:**

DSP1176A

**DSP1176A REQUIRED RECON DATA SETS UNAVAILABLE - REPLY 'RETRY' OR 'CANCEL'**

**Explanation:** This message follows a DSP1175E message. DBRC requires access to the RECON data sets named in prior DSP1175E message. This DBRC instance

cannot continue until the data sets are made available.

**System action:** A RETRY response causes DBRC to attempt to access the data sets again. A CANCEL response causes DBRC to terminate.

**System programmer response:** Take the necessary action to make the data set available to this DBRC instance; then reply with RETRY. If the data set cannot be made available, reply with CANCEL.

**Module:** DSPURI10

**Related information:**

DSP1175E

**DSP1177A RECON INDICATES PARALLEL ACCESS WHICH REQUIRES SCI REGISTRATION**

**Explanation:** Access to the RECON was attempted in serial mode because DBRC did not register with SCI. However, information in the RECON indicates that parallel RECON access was turned on.

**System action:** DBRC terminates due to unavailable RECON data sets.

**System programmer response:** To access the RECON data sets, ensure that DBRC registers with SCI by specifying the IMSPLEX EXEC parameter in the JCL, or by using an SCI Registration exit routine (DSPSCIX0) to specify the IMSplex name.

**Module:** DSPURI10

**DSP1178W RECON DATA SET IS UNAVAILABLE:  
*reason* DSN=*dsname***

**Explanation:** The RECON data set, identified by *dsname*, cannot be used by DBRC for the *reason* indicated. *reason* can be one of the following:

**SHUNTED I/O**

Shunted I/O was detected for the data set. Transactional VSAM was unable to commit or back out data due to a failure (normally an I/O error).

**NOT A KSDS**

The data set is not a VSAM key-sequenced data set. (KSDS).

**System action:** The data set is discarded by DBRC. The data set is unavailable for use until the user has deleted and redefined the data set and, if necessary, purged the shunted I/O data.

If the reason is SHUNTED I/O when the data set is discarded, DBRC invokes VSAM services to purge the shunted I/O data if a good RECON copy exists. If the purge request fails, message DSP1179W is issued.

If a good RECON data set (for example, all of the RECON data sets have shunted I/O data) does not exist, DBRC does not purge the shunted I/O data and terminates due to insufficient RECON data sets.

## DSP1179W • DSP1183W

**System programmer response:** Delete and redefine the data set to make it available as a spare RECON data set. If message DSP1179W also occurs, issue the VSAM SHCDS PURGE command to purge the shunted I/O data.

**Module:** DSPURI10, DSPURI1P, DSPURI30, DSPURI60, DSPURI70, DSPURI80

**Related information:**

“DSP1179W”

---

### DSP1179W ATTEMPT TO PURGE SHUNTED I/O FAILED, RC=*nnnn* DSN=*dsname*

**Explanation:** DBRC attempted to purge the shunted I/O data associated with the identified data set after discarding the data set because shunted I/O data exists. The purge attempt failed.

In the message text:

*nnnn* The return code from the SHCDS PURGE request

*dsname* The data set name for which the request was made

**System action:** DBRC continues processing. The data set remains unavailable as long as it has associated shunted I/O data.

**System programmer response:** Issue the VSAM IDCAMS command SHCDS PURGE SPHERE (*dsname*) to discard the shunted I/O data. Delete and redefine the data set to make it available as a spare RECON data set.

**Module:** DSPURI80

---

### DSP1181E LOAD OF CALLABLE SERVICE *servicename* FAILED - RC=*nnnn*

**Explanation:** DBRC was unable to load the identified callable service.

In the message text:

*servicename*

One of: IGWARLS, ATRBACK, ATRCMIT

*nnnn* The return code from the LOAD request

**System action:** If the service is IGWARLS, DBRC initialization continues. If the service is ATRCMIT or ATRBACK, then DBRC terminates with a 2480 abend.

**System programmer response:** Determine the cause of the load failure before restarting the IMS subsystem or resubmitting the batch or utility job.

**Module:** DSPURI15, DSPRSYNC

**Related information:**

➔ IMS abend 2480

---

### DSP1182E CALLABLE SERVICE *servicename* FAILED - RC=*nnnn* RSN=*nnnnnn*

**Explanation:** An unexpected return code was returned from a callable service used by DBRC.

In the message text:

*servicename*

One of: IGWARLS, ATRBACK, ATRCMIT

*nnnn* The return code from the LOAD request

*nnnnnn* The reason code, if the service is IGWARLS; blanks if the service is ATRBACK or ATRCMIT

DBRC uses the IGWARLS to determine the LOG specification for a RECON data set.

**System action:** If the service is IGWARLS, processing continues as if the results from IGWARLS had indicated that LOG(NONE) was defined for the RECON data set. If the service is ATRCMIT or ATRBACK, then this DBRC instance terminates with a U2480 abend.

**System programmer response:** Consult the IGWARLS return codes or the ATRBACK or ATRCMIT return codes to determine the cause of the error and take appropriate action to resolve the situation.

**Module:** DSPURI15, DSPRSYNC

**Related reference:**

➔ z/OS: IGWARLS return codes

➔ z/OS: ATRCMIT return codes

➔ z/OS: ATRBACK return codes

---

### DSP1183W AN RRS COMMIT ERROR WAS ENCOUNTERED *nnnn* TIMES; RC=*rrsrc*

**Explanation:** DBRC has encountered a z/OS Resource Recovery Services commit or backout error and has attempted to recover by trying its processing again. The same error has been encountered during multiple attempts. This message is issued periodically if the same problem persists. You might need to perform some action to correct the cause of the error.

In the message text:

*nnnn* The number of times the error has been encountered

*rrsrc* The RRS return code

**System action:** Processing continues to try the last DBRC request again.

**System programmer response:** See the ATRBACK or ATRCMIT return codes to determine the cause of the error and take appropriate action to resolve the situation.

**Module:** DSPRSYNC

**Related reference:**

➔ z/OS: ATRCMIT return codes



 z/OS: ATRBACK return codes

---

**DSP1184W VSAM OPEN|ACCESS ERROR  
ENCOUNTERED *nnnn* TIMES RC=*xxxx*  
RSN=*yyyy***

**Explanation:** DBRC has encountered a VSAM open or access error and has attempted to recover by trying its processing again. The same error has been encountered during multiple attempts. Action might be required to correct the cause of the error.

In the message text:

*nnnn* The number of times the error has been encountered. If the same error is encountered more than 999 times, *nnnn* is set to >999.

*xxxx* The VSAM return code.

*yyyy* The VSAM reason code.

**System action:** Processing continues. If the error continues to be encountered, DBRC continues to try again until it no longer encounters the error.

**System programmer response:** Refer to *z/OS DFSMS Macro Instructions for Data Sets* for an explanation of the VSAM Record Management Return and Reason codes. Correct the problem.

**Module:** DSPURI1P, DSPURI50, DSPURI60

**Related reference:**

 z/OS: Record management return and reason codes

---

**DSP1186I DBRC COMMAND RETRY  
ATTEMPTED**

**Explanation:** An error that could be retried was detected, and DBRC is attempting to reprocess a command that might have produced external output. DBRC retries the processing, which encountered errors, that it considers capable of being retried (for example, deadlock or timeout). In this instance, data might have been written to a data set (for example, SYSPRINT) or the JCLOUT data sets. Because command processing is retried, ignore the output produced before this message. The output to a JCLOUT data set that is submitted directly to an internal reader might produce duplicate JCL or JCL that does not run.

**System action:** The command is reprocessed.

**Programmer response:** If this message was issued by a LIST command that was successful, ignore the output produced before the message was issued.

**Module:** DSPURX00

---

**DSP1187E DBRC COMMAND RETRY FAILED**

**Explanation:** An attempt to retry a LIST command that might have produced external output has failed. The command might have written to the SYSPRINT or to some other external data set. The command retry

limit has been reached. The system retries DBRC LIST commands only one time.

**System action:** The command fails.

**Programmer response:** If you specified the STATIC option (or defaulted to it) and QUIESCE was not specified on the command, using QUIESCE might prevent issuing retry errors.

**Module:** DSPURX00

---

**DSP1188A RECON ACCESS DENIED, GROUP ID  
*nnn* NOT VALID, JOB=*jobname***

**Explanation:** The DBRC group ID used by DBRC is not the one associated with these RECON data sets.

In the message text:

*nnn* Identifies the ID of the group that failed RECON access. If *nnn* is \*\*\*, a group ID was not specified, although the RECONS show that a group ID is required.

*jobname* The job name for which access was denied.

**System action:** RECON access fails.

**Programmer response:** Specify the correct DBRC group ID on the DBRCGRP EXEC parameter or through the SCI Registration exit routine (DSPSCIX0). In emergency situations, you can force RECON access by the SCI Registration exit routine (DSPSCIX0).

**Module:** DSPURI30

---

**DSP1189A VALUES FOR PARAMETER IMSPLEX  
HAVE NOT CHANGED**

**Explanation:** You issued a CHANGE.RECON IMSPLEX() command. The values for the IMSPLEX parameter have not changed.

**System action:** The command fails.

**Programmer response:** Check the values for parameter IMSPLEX. Correct the values for the parameters and resubmit the command.

**Problem determination:** 2, 3

**Module:** DSPURM90

---

**DSP1190W A REQUEST TO OBTAIN A VSAM  
LOCK ON A RECORD HAS TIMED  
OUT *nnnn* TIMES.**

**Explanation:** DBRC attempted to obtain a VSAM lock for serialization purposes, but the attempt timed out repeatedly. A lock request might time out repeatedly for one of the following reasons:

- DBRC instances from multiple IMS systems are performing similar actions; for example, many utilities are running in parallel.
- A DBRC instance is processing a long-running request, such as a LIST.RECON command.

## DSP1202A • DSP1206E

In the message text:

*nnnn* The number of times that the request timed out.

**System action:** Processing continues.

**System programmer response:** Issue the DISPLAY SMS,URID(ALL) command to determine whether a

DBRC instance is holding a lock for an excessive amount of time. If that is the case, consider canceling that job. If the timeouts are not caused by one of the previously listed reasons, collect a dump from all DBRC instances and call IBM Software Support.

**Module:** DSPURI60

---

## DSP messages DSP1201-DSP2000

This topic contains the following messages:

---

### DSP1202A A RECORD WITH AN INCORRECT RECORD LENGTH WAS ENCOUNTERED

*Record key*

**Explanation:** If a LIST command issued this message, one or more records were encountered with an incorrect record length. The listing produces \*\*\*\*\*incorrect record length\*\*\*\*\* in the inline listing instead of listing the record.

If a CHANGE.RECON UPGRADE command issued this message, an additional line of output displays the formatted record key.

**System action:** Processing continues. The completion code is set to return code 4.

**Programmer response:** If this message was issued by a LIST command, search the output to find the record or records with \*\*\*\*\*incorrect record length\*\*\*\*\* in the listing. You might have to delete the record or add it back in with commands.

If this message was issued by a CHANGE.RECON UPGRADE command, the key of the record follows the message. Check the listing of the RECON to verify the records with \*\*\*\*\*incorrect record length\*\*\*\*\* in the inline listing. You might have to delete the records or add them back in with commands.

**Module:** DSPURP00, DSPURU90

---

### DSP1203A LOWEST CROSS DBRC SERVICE LEVEL ALLOWED IS *value*

**Explanation:** An attempt was made to change the cross DBRC service level (CDSLID) to a value lower than is allowed for this level of RECON was made. Different releases of IMS might access this RECON and must coexist at the same minimum cross DBRC service level. The lowest cross DBRC service level is the value set when the RECON was upgraded or initialized for the release.

**System action:** Processing terminates.

**Programmer response:** Use the value indicated in the message for CDSLID and reissue the command.

**Module:** DSPURM90

---

### DSP1204A DBRC INITIALIZATION FAILED DUE TO INCORRECT MINVERS VALUE

**Explanation:** An attempt to initialize DBRC was made when the MINVERS value in the RECON is greater than the IMS release attempting to initialize.

**System action:** Processing terminates.

**Programmer response:** Determine if the correct RECON is in use. You might reset the MINVERS level using the appropriate release of IMS. For information about the CHANGE.RECON command, see CHANGE.RECON command (Commands).

**Module:** DSPUIN00

---

### DSP1205E MINVERS VALUE IS INCONSISTENT WITH DB QUIESCE STATUS FOR DATABASE | AREA *dbname | areaname*

**Explanation:** A CHANGE.RECON MINVERS command was issued to set the new MINVERS value to an IMS release lower than 11.1; the current value was at least 11.1. A database or area was found with QUIESCE IN PROGRESS or QUIESCE HELD flags on. DB QUIESCE functions are only valid when MINVERS is at least 11.1.

This message is issued for each database or area found with at least one of the flags on.

**System action:** The command is terminated and subsequent commands are ignored.

**User response:** Wait until the databases and areas have completed quiesce. If the flags are on in error, issue the CHANGE.DB command to set the QUIESCE IN PROGRESS and QUIESCE HELD flags off.

**Problem determination:** 2, 3, and a listing of the RECON data sets

**Module:** DSPURM90

**Related information:**

Chapter 2, "IMS problem determination," on page 9

---

### DSP1206E PARAMETER *parameter-name* IS NOT ALLOWED DUE TO INVALID MINVERS VALUE

**Explanation:** The MINVERS value does not support



the parameter that is identified in the message.

The value of the MINVERS level must be 14.1, or 13.1 if the cross-DBRC service level ID (CDSLID) is set to 2, to use the OSAM8G or NOOSAM8G keywords. A CDSLID value of 2 indicates that the appropriate maintenance for HALDB support of 8-GB OSAM data sets has been applied to all IMS Version 13 resident libraries (RESLIBs) that access the RECON data set.

**System action:** The command is terminated, and subsequent commands are ignored.

**Programmer response:** Use the CHANGE.RECON command to correct the value of the MINVERS level, and then resubmit the command.

**Problem determination:** 2, 3, and a listing of the RECON data sets.

**Module:** DSPURM10, DSPURS10

**Related reference:**

 CHANGE.RECON command (Commands)

**Related information:**

Chapter 2, “IMS problem determination,” on page 9

**DSP1210E THE RCNQUAL SPECIFIED IS NOT A SUBSTRING OF THE RECON DSN**

**Explanation:** You issued an INIT.RECON or CHANGE.RECON with the CMDAUTH keyword and a *rcnqual* string that was not a substring of the RECON data set name, or, if specified with an asterisk (\*) at the end, is not the high-level qualifier of the RECON data set name. When using the INIT.RECON or CHANGE.RECON commands to set or change the *rcnqual* string, *rcnqual* must be a substring of the RECON COPY1 data set name.

**System action:** The command failed with return code of 12. Subsequent commands are not processed.

**Programmer response:** Correct your CMDAUTH keyword values; then reissue the command and any other commands that were not processed.

**Problem determination:** 2, 3, 8, and listings of the RECON data sets

**Module:** DSPURX00

**Related information:**

Chapter 2, “IMS problem determination,” on page 9

**DSP1211W THE CURRENT COMMAND AUTHORIZATION SETTING WILL NOT BE ENFORCED DUE TO RCNQUAL MISMATCH**

**Explanation:** You issued a DBRC command and DBRC determined that the level of command authorization in effect cannot be enforced. The DBRC command authorization was not enforced because the string you specified as the value of *rcnqual* of the RECON is not a

substring of the name of the RECON data set being accessed. Alternatively, if specified with an asterisk (\*) at the end, the string was not the high-level qualifier of the RECON DSN. The RECON data set is treated as a copy of the RECON that does not require security.

The mismatch between the value of *rcnqual* and the name of the RECON data set might be a result of any of the following:

- DBRC is dealing with a copy of the production RECON data set.
- The production RECON data set was renamed and the value of *rcnqual* was not changed.

**System action:** Processing continues without command authorization checking.

**Programmer response:** If you wanted to have DBRC command authorization security enforced for this copy of the RECON, use the CHANGE.RECON CMDAUTH command with a *rcnqual* that is a substring of the RECON COPY1 data set name. DBRC command authorization security will be enforced for any commands issued after issuing the command.

**Problem determination:** 2, 3, 8, and the listings of the RECON data sets

**Module:** DSPDCAI0

**Related information:**

“DSP1214I” on page 224

Chapter 2, “IMS problem determination,” on page 9

**DSP1212W ALL EXISTING IMAGE COPIES FOR DBNAME=*dbname* DDN=*ddname* WERE DELETED**

or

**ALL EXISTING IMAGE COPIES FOR DBNAME=*dbname* AREA=*areaname* WERE DELETED**

**Explanation:** A CLEANUP.RECON command was issued with the LASTIC option. DBRC determined that all the existing image copies for the specified DBDS or area were obsolete and therefore have been deleted. This message follows message DSP1214I.

In the message text:

*dbname* The name of the database for which image copies were deleted

*ddname* The DD name of the database data set for which image copies were deleted

*areaname* The name of the area for which image copies were deleted

**System action:** Processing continues.

**Programmer response:** Examine the database identified in the message text to determine if it is still valid. If it is, take an image copy to establish a valid recovery point. If the database itself is obsolete, you

## DSP1213I • DSP1216I

can choose to delete the entire database from the RECON.

**Problem determination:** 2, 3, 8, and the listings of the RECON data sets

**Module:** DSPURC00

**Related information:**

“DSP1214I”

Chapter 2, “IMS problem determination,” on page 9

---

**DSP1213I THE LAST IMAGE COPY FOR DBNAME=*dbname* DDN=*ddname* WAS RETAINED BECAUSE THE LASTIC OPTION WAS NOT SPECIFIED**

or

**THE LAST IMAGE COPY FOR DBNAME=*dbname* AREA=*areaname* WAS RETAINED BECAUSE THE LASTIC OPTION WAS NOT SPECIFIED**

**Explanation:** A CLEANUP.RECON command was issued without the LASTIC option. DBRC determined that the last image copy for the specified DBDS or area met the deletion criteria but was not deleted. This message follows message DSP1214I.

In the message text:

*dbname* The name of the database for which the last image copy was not deleted

*ddname* The DD name of the database data set for which the last image copy was not deleted

*areaname* The name of the area for which the last image copy was not deleted

**System action:** Processing continues.

**Programmer response:** Determine whether this database is still valid or in use. If the database is still valid, consider whether a new image copy is needed. If the database itself is obsolete, you can choose to delete the entire database from the RECON.

**Module:** DSPURC00

**Related information:**

“DSP1214I”

---

**DSP1214I RECON INFORMATION WAS DELETED FOR DBNAME=*dbname* DDN=*ddname***

or

**RECON INFORMATION WAS DELETED FOR DBNAME=*dbname* AREA=*areaname***

**Explanation:** A CLEANUP.RECON command was issued to delete obsolete recovery-related information from the RECON data set. Based on the options specified in the CLEANUP.RECON command, DBRC

determined that the recovery-related records listed are obsolete and has deleted them.

In the message text:

*dbname* The name of the database for which recovery-related information was deleted

*ddname* The DD name of the database data set for which recovery-related information was deleted

*areaname* The name of the area for which recovery-related information was deleted

**System action:** If the LISTDL option is in effect, information about all the records that were deleted is displayed. The output displayed includes the following information:

RECORD	TIME
ALLOC	<i>time stamp</i>
IMAGE	<i>time stamp</i>
RECOV	<i>time stamp</i>
REORG	<i>time stamp</i>

If image copies are deleted, the output also includes the following information after each IMAGE line, where *icdsn* is the data set name:

IC1 DSN=*icdsn*  
IC2 DSN=*icdsn* (if a secondary IC exists)

User image copies have no associated DSN information to display. The system might repeat this message to list all the DBDSs affected.

**Programmer response:** No action is required.

**Problem determination:** 2, 3, 8, and the listings of the RECON data sets

**Related information:**

Chapter 2, “IMS problem determination,” on page 9

---

**DSP1215I NO DBDS INFORMATION WAS DELETED**

**Explanation:** During CLEANUP.RECON processing, the system determined that there was no obsolete recovery-related information to delete for any of the DBDSs that were processed.

**System action:** Processing continues.

**Programmer response:** No action is required.

**Module:** DSPURC00

---

**DSP1216I THE PRILOG FAMILY WITH TIME=*time-stamp* AND SSID=*ssid* WAS DELETED**

**Explanation:** While executing a CLEANUP.RECON or DELETE.LOG command, the entire PRILOG was deleted along with any related SECLOG, PRISLD, SECSLD, and LOGALL. One or more DFS1047I messages follow this message if you specified the LISTDL option.

In the message text:

*time-stamp*

The time stamp for the PRILOG family

*ssid* The subsystem ID for the PRILOG family

**System action:** Processing continues.

**Programmer response:** No action is required.

**Module:** DSPURD60

**DSP1217E THE LASTDB VALUE MUST BE GREATER THAN THE FIRSTDB VALUE**

**Explanation:** A CLEANUP.RECON command was issued with the DBRANGE option. However, the value you provided for the *firstdb* parameter was greater than the value provided for the *lastdb*. DBRC evaluates the range in alphanumeric order. The DBRANGE keyword allows a range of databases; however the values for the range must be valid and must not wrap.

**System action:** The command failed with return code of 12. Subsequent commands are not processed.

**Programmer response:** Examine the values provided as the *firstdb* and *lastdb* parameters. Make sure that the *lastdb* value provided is equal or greater than the *firstdb* value provided.

**Problem determination:** 2, 3, 8, and listings of the RECON data sets

**Module:** DSPURC00

**Related information:**

Chapter 2, "IMS problem determination," on page 9

**DSP1223E THE REORGANIZATION NUMBER *yyyyyy* IS INVALID FOR DATABASE *xxxxxxx***  
**REASON:** *reason*

**Explanation:** The NOTIFY.RECOV command was issued with the REORG parameter and subsequently failed, or the Database Recovery Utility passed a reorganization number to DBRC that did not result in a new version of the data set.

In the message text:

*yyyyyy* The reorganization number that was specified with the REORG parameter.

*xxxxxxx*

The database name that was specified with the DBD parameter.

*reason*

**NOT VALID FOR THIS DATABASE TYPE**

The specified database is not a HALDB partition database. The NOTIFY.RECOV command with the REORG parameter is valid only for HALDB partition databases.

**VALUE MUST BE GREATER THAN THE CURRENT REORGANIZATION NUMBER**

*zzzzz* DBRC has verified that this recovery will result in a new version of the data set. The new reorganization number must be greater than the reorganization number that is currently stored in the RECON data set for the specified database (*zzzzz*).

**THE RECOVERY DOES NOT CREATE A NEW VERSION OF THE DATA SET**

This recovery operation is not being done before a reorganization or after a previous recovery that generated a new version of the data set.

**System action:** The NOTIFY.RECOV command fails with return code 12.

**User response:** Determine why the command or database recovery utility operation failed based on the given reason. Then either reissue the command or rerun the Database Recovery utility with new parameters.

**Module:** DSPURT20

**DSP1225I CHANGE ACCUMULATION EXECUTION RECORDS WERE DELETED FOR CA GROUP *GRPNAME=cagrp***

**Explanation:** A CLEANUP.RECON command was issued to delete obsolete change accumulation records in the RECON data set. Based on the options specified in the CLEANUP.RECON command, DBRC determined that the change accumulation records listed are obsolete and has deleted them.

In the message text:

*cagrp* The name of the change accumulation group for which change accumulation data set information was deleted.

**System action:** If the LISTDL option is in effect, information about all the records that were deleted is displayed. The output displayed will include the following information:

RECORD	TIME
CA	<i>time stamp</i>
	DSN=cadsn

**Programmer response:** No action is required.

**Problem determination:** 2, 3, 8, and the listing of the RECON data sets

**Module:** DSPURC00

**DSP1227E THE LASTCAG VALUE MUST BE GREATER THAN THE FIRSTCAG VALUE**

**Explanation:** A CLEANUP.RECON command was issued with the CAGRANGE keyword. However, the value that was specified for the *firstcag* parameter was

## DSP1228I • DSP1231W

greater than the value that was specified for the *lastcag* parameter. DBRC evaluates the range in alphanumeric order. The values for the range must be valid and must not wrap.

**System action:** The command failed with a return code of 12. Subsequent commands are not processed.

**Programmer response:** Examine the values provided as the *firstcag* and *lastcag* parameters. Ensure that the value specified for the *lastcag* parameter on the CAGROUP keyword is greater than or equal to the value specified for the *firstcag* parameter.

**Problem determination:** 2, 3, 8, and listings of the RECON data sets

**Module:** DSPURC00

---

### DSP1228I NO CHANGE ACCUMULATION INFORMATION WAS DELETED

**Explanation:** During the CLEANUP.RECON command processing, the system determined that there was no obsolete change accumulation information to delete for any of the CA groups that were processed.

**System action:** The command completes successfully.

**User response:** No action is required.

**Module:** DSPURC00

---

### DSP1229A THE CHANGE ACCUMULATION DATA SET IS WITHIN THE RECOVERY PERIOD AND CANNOT BE REUSED FOR CA GROUP GRPNAME=*cagrp* RUNTIME=*oldest\_ca\_time*

**Explanation:** Before running the Change Accumulation utility, DBRC determined that the following three events occurred:

- The value specified on the GRPMAX keyword was reached.
- The oldest change accumulation is within the recovery period and cannot be reused.
- No available change accumulation data sets exist.

**System action:** Processing is terminated.

**Programmer response:** Issue the INIT.CA command to define an available change accumulation data set or issue the CHANGE.CAGRP command to change the recovery period.

**Problem determination:** 2, 3, 8, and the listings of the RECON data sets

**Module:** DSPUGP00

---

### DSP1230I THE LAST CHANGE ACCUMULATION EXECUTION RECORD FOR CA GROUP GRPNAME=*cagrp* WAS RETAINED BECAUSE THE LASTCA OPTION WAS NOT SPECIFIED

**Explanation:** A CLEANUP.RECON command was issued without the LASTCA keyword. DBRC determined that the last change accumulation execution record for the specified CA group met the deletion criteria but the record was not deleted. This message follows message DSP1225I.

In the message text:

*cagrp* The name of the change accumulation group for which the last change accumulation execution record was retained.

**System action:** Processing continues.

**Programmer response:** Determine whether this change accumulation execution record is still valid. If the CA group is still valid, determine whether a new change accumulation is needed. If the CA group is obsolete, you can delete it from the RECON data set.

**Problem determination:** 2, 3, 8, and listings of the RECON data sets

**Module:** DSPURC00

**Related information:**

"DSP1225I" on page 225

---

### DSP1231W ALL EXISTING CHANGE ACCUMULATION EXECUTION RECORDS FOR CA GROUP GRPNAME=*cagrp* WERE DELETED

**Explanation:** A CLEANUP.RECON command was issued with the LASTCA keyword. DBRC determined that all the existing change accumulation execution records for the specified change accumulation (CA) group were obsolete and deleted them. This message follows message DSP1225I.

In the message text:

*cagrp* The name of the change accumulation group for which the last change accumulation execution record was deleted.

**System action:** Processing continues.

**Programmer response:** Examine the CA group identified in the message text to determine if it is still valid. If the CA group is valid, determine whether a new change accumulation group is needed. If the CA group is obsolete, you can delete it from the RECON data set.

**Module:** DSPURC00

**Related information:**

"DSP1225I" on page 225

---

**DSP1232I GRPMAX WAS EXCEEDED FOR THE CA GROUP GRPNAME=*cagrp*; A PREDEFINED CHANGE ACCUMULATION DATA SET WAS USED**

**Explanation:** Before running the Change Accumulation utility, DBRC determined that:

- The value specified on the GRPMAX keyword was reached.
- The oldest change accumulation data set is within the recovery period and therefore cannot be reused.

A predefined change accumulation data set was used.

**System action:** Processing continues.

**Programmer response:** The current RECOVPD value for the CA group can result in more change accumulation data sets that are maintained by DBRC than the number of change accumulation data sets that are specified in the GRPMAX value. If that is the case, re-evaluate your RECOVPD and GRPMAX values and use the CHANGE.CAGRP command to adjust them as necessary.

**Module:** DSPUGP00

---

**DSP1233I THE CHANGE ACCUMULATION DATA SET IS WITHIN THE RECOVERY PERIOD AND CANNOT BE DELETED FOR CA GROUP GRPNAME= *cagrp* RUNTIME=*oldest CA time***

**Explanation:** This message is issued because one of the following events occurred:

- Before running the Change Accumulation utility, DBRC determined that the oldest change accumulation execution record in the RECON data set could not be deleted for the specified CA group that was defined as having the NOREUSE attribute. The GRPMAX value has been reached, but the recovery period has not been exceeded.
- During the execution of the CHANGE.CAGRP command, the change accumulation execution record within the recovery period could not be deleted to meet the value of GRPMAX that is being changed by the CHANGE.CAGRP command. The new GRPMAX value was recorded.

**System action:** The processing continues.

If the Change Accumulation utility issued the message, the new change accumulation execution record is recorded in the RECON data set and the number of change accumulation data sets will exceed the GRPMAX value.

**Programmer response:** The current RECOVPD value for the CA group might result in more change accumulation records maintained by DBRC than specified by the GRPMAX value. Check your RECOVPD and GRPMAX values and use the

CHANGE.CAGRP command to adjust them if necessary.

**Problem determination:** 2, 3, 8, and the listings of the RECON data set

**Module:** DSPUGP00

---

**DSP1235W THE INTERNAL REPRESENTATION OF THE DMB NUMBER FOR DATABASE *xxxxxx* IS INCORRECT**

**Explanation:** During the processing of a REPAIR.RECON command, a database record was found with an incorrect internal representation of the DMB number.

If a REPAIR.RECON DMBTABLE or REPAIR.RECON DMBNUM UPDATE command was issued, DBRC corrected the internal representation of the DMB number in the database record because the database is not authorized.

If a REPAIR.RECON DMBNUM CHECKUP command was issued, you can correct the DMB number with the REPAIR.RECON DMBTABLE or REPAIR.RECON DMBNUM UPDATE command if the database remains unauthorized.

**System action:** The REPAIR.RECON command fails with a return code of 12.

**Programmer response:** No action is required.

**Problem determination:** 2, 3, 40

**Module:** DSPURR01

**Related information:**

Chapter 2, "IMS problem determination," on page 9

---

**DSP1236E THE INTERNAL REPRESENTATION OF THE DMB NUMBER FOR DATABASE *xxxxxx* COULD NOT BE CORRECTED BECAUSE THE DATABASE IS AUTHORIZED**

**Explanation:** During the processing of a REPAIR.RECON command, a database record was found with an incorrect internal representation of the DMB number.

If a REPAIR.RECON DMBTABLE or REPAIR.RECON DMBNUM UPDATE command was issued, DBRC was unable to correct the internal representation of the DMB number in the database record because the database is authorized.

If a REPAIR.RECON DMBNUM CHECKUP command was issued, you must unauthorize the database before you can correct the DMB number with the REPAIR.RECON DMBTABLE or REPAIR.RECON DMBNUM UPDATE command.

**System action:** The REPAIR.RECON command fails

## DSP1238I • DSP1242E

with a return code of 12 after all of the databases are checked.

**Programmer response:** Unauthorize the database and reissue the REPAIR.RECON command.

**Problem determination:** 2, 3, 40

**Module:** DSPURR01

**Related information:**

Chapter 2, "IMS problem determination," on page 9

---

### DSP1238I RECON UPGRADE CHECKUP IS BEGINNING

**Explanation:** The CHANGE.RECON UPGRADE CHECKUP command is verifying that the RECON data set is in a state that allows upgrade. No RECON data set records will be changed.

**System action:** Processing continues.

**Operator response:** No action is required.

**User response:** No action is required.

**Programmer response:** No action is required.

**Module:** DSPUGR00

---

### DSP1239I RECON UPGRADE CHECKUP COMPLETED WITH NO ERRORS FOUND

**Explanation:** The CHANGE.RECON UPGRADE CHECKUP command processing did not find any conditions that would cause the RECON upgrade to fail.

**System action:** The command completed.

**Operator response:** No action is required.

**User response:** If the command completes with return code 4, check for messages that indicate a condition that might prevent the upgrade from completing successfully.

**Programmer response:** No action is required.

**Module:** DSPUGR00

---

### DSP1240E RECON UPGRADE CHECKUP COMPLETED AND FOUND ERRORS

**Explanation:** The CHANGE.RECON UPGRADE CHECKUP command processing found error conditions that would cause a RECON upgrade to fail. Previous messages have already been issued for each error condition.

Return code 12 is set.

**System action:** The command completes.

**Operator response:** No action is required.

**User response:** No action is required.

**Programmer response:** Correct the error condition and reissue the command.

**Module:** DSPURG00

---

### DSP1241W WAITING FOR NOTQUIESCED NOTIFICATION FROM

*job1*  
*(job2*  
*job3*  
*(more)))*

**Explanation:** A period of 30 seconds elapsed since DBRC registered with the Structured Call Interface (SCI), or since the last time this message was issued. DBRC has not received notification that the RECONs are not quiesced. Either the RECONs are quiesced or the other DBRC instances are being unresponsive for some other reason. The *jobs* listed are currently active DBRC jobs in the same IMSplex according to SCI.

**System action:** DBRC waits for notification from the jobs listed.

**System programmer response:** If the RECONs are not quiesced, check that all SCI instances are running and connected and that the DBRC instances are running properly.

**Module:** DSPRLTI0

---

### DSP1242E A DMB NUMBER OF ZERO WAS FOUND FOR DATABASE xxxxxx

**Explanation:** During the processing of a REPAIR.RECON command, a HALDB, DEDB, or IMS database was found with a value of zero for data management block (DMB) number.

In the message text:  
xxxxxx The name of the database

If a REPAIR.RECON DMBTABLE or REPAIR.RECON DMBNUM UPDATE command was issued, the value of the DMB number in the database record is zero, which is invalid. Processing continues to check all of the databases. The area authorization records for a DEDB database are not checked.

If a REPAIR.RECON DMBNUM CHECKUP command was issued, the value of the DMB number in the database record is zero. Issuing a REPAIR.RECON DMBNUM UPDATE command would fail. Processing continues to check all of the databases. The area authorization records for a DEDB database are not checked.

**System action:** The REPAIR.RECON command fails with a return code of 12, but continues checking all the database records and the area authorization records for all Fast Path databases that are not DEDB databases.

**Programmer response:** Delete the database that has a DMB number of zero from the RECON data set and

reissue the command. Reregister the database if it is still needed.

**Problem determination:** 2, 3, 40

**Module:** DSPURR01

**Related information:**

Chapter 2, "IMS problem determination," on page 9

**DSP1243W THE DMB NUMBER WAS CHANGED TO *nnnnn* FOR DATABASE *xxxxxx***

**Explanation:** During the processing of a REPAIR.RECON command, the data management block (DMB) number in a partition database record did not match the DMB number in the HALDB record for the specified database.

In the message text:

*nnnnn* The DMB number that is used  
*xxxxxx* The name of the database

If a REPAIR.RECON DMBTABLE or REPAIR.RECON DMBNUM UPDATE command was issued, the partition database is not authorized, and DBRC obtained the DMB number from the HALDB record. The partition database record was changed to use the DMB number that is identified in the message.

If a REPAIR.RECON DMBNUM CHECKUP command was issued, you can change the DMB number with a REPAIR.RECON DMBTABLE or REPAIR.RECON DMBNUM UPDATE command if the partition database area remains unauthorized.

**System action:** The REPAIR.RECON command continues with a return code of 4. If the command fails for any error, the change to this record is removed.

**Programmer response:** If a REPAIR.RECON DMBNUM CHECKUP command was issued, ensure that the partition database is not authorized when a REPAIR.RECON DMBNUM UPDATE command is run.

**Problem determination:** 2, 3, 40

**Module:** DSPURR01

**Related information:**

Chapter 2, "IMS problem determination," on page 9

**DSP1244E THE DMB NUMBER COULD NOT BE CHANGED FOR DATABASE *xxxxxx* BECAUSE IT IS AUTHORIZED**

**Explanation:** During the processing of a REPAIR.RECON command, the data management block (DMB) number in a partition database record did not match the DMB number in the HALDB record.

In the message text:

*xxxxxx* The name of the database

If a REPAIR.RECON DMBTABLE or REPAIR.RECON DMBNUM UPDATE command was issued, DBRC was unable to change the partition database record because the partition database is authorized.

If a REPAIR.RECON DMBNUM CHECKUP command was issued, you must unauthorize the partition before you can correct the DMB number with the REPAIR.RECON DMBTABLE or REPAIR.RECON DMBNUM UPDATE command.

**System action:** The REPAIR.RECON command continues, but a return code of 12 is issued.

**Programmer response:** If a REPAIR.RECON DMBTABLE or REPAIR.RECON DMBNUM UPDATE command was issued, unauthorize the database and reissue the command.

If a REPAIR.RECON DMBNUM CHECKUP command was issued, ensure that the partition database is not authorized when a REPAIR.RECON DMBNUM UPDATE command is run.

**Problem determination:** 2, 3, 40

**Module:** DSPURR01

**Related information:**

Chapter 2, "IMS problem determination," on page 9

**DSP1245W THE DMB NUMBER WAS CHANGED TO *nnnnnn* FOR DATABASE *xxxxxx* AREA *aaaaaaaa***

**Explanation:** During the processing of a REPAIR.RECON command, the data management block (DMB) number in an area authorization record did not match the DMB number in the DEDB record for the area.

In the message text:

*nnnnnn* The DMB number that is used  
*xxxxxx* The name of the database  
*aaaaaaaa*  
 The area name

If a REPAIR.RECON DMBTABLE or REPAIR.RECON DMBNUM UPDATE command was issued, the area is not authorized, and DBRC obtained the DMB number from the DEDB record. The area authorization record was changed to use the DMB number that is identified in the message.

If a REPAIR.RECON DMBNUM CHECKUP command was issued, you can change the DMB number with a REPAIR.RECON DMBTABLE or REPAIR.RECON DMBNUM UPDATE command if the area remains unauthorized.

**System action:** The REPAIR.RECON command continues, and a return code of 4 is issued. If the command fails for any error, the change to this record is removed.

**Programmer response:** If a REPAIR.RECON DMBNUM CHECKUP command was issued, ensure that the area is not authorized when a REPAIR.RECON DMBNUM UPDATE command is run.

**Problem determination:** 2, 3, 40

**Module:** DSPURR01

**Related information:**

Chapter 2, "IMS problem determination," on page 9

**DSP1246E THE DMB NUMBER COULD NOT BE CHANGED FOR DATABASE *xxxxxx* AREA *aaaaaaaa* SINCE IT IS AUTHORIZED**

**Explanation:** During the processing of a REPAIR.RECON command, the data management block (DMB) number in an area authorization record did not match the DMB number in the DEDB record.

In the message text:

*xxxxxx* The name of the database

*aaaaaaaa*

The name of the area

If a REPAIR.RECON DMBTABLE or REPAIR.RECON DMBNUM UPDATE command was issued, the area is authorized, and DBRC was unable to change the area record.

If a REPAIR.RECON DMBNUM CHECKUP command was issued, you must unauthorize the area before you can correct the DMB number with the REPAIR.RECON DMBTABLE or REPAIR.RECON DMBNUM UPDATE command.

When a REPAIR.RECON DMBTABLE or REPAIR.RECON DMBNUM UPDATE command is issued, DBRC can correct the DMB number for the specified area only when the area is not authorized.

**System action:** A REPAIR.RECON DMBTABLE or REPAIR.RECON DMBNUM UPDATE command fails with a return code of 12.

A REPAIR.RECON DMBNUM CHECKUP command continues, but a return code of 12 is issued.

**Programmer response:** If a REPAIR.RECON DMBTABLE or REPAIR.RECON DMBNUM UPDATE command was issued, unauthorize the area and reissue the command.

If a REPAIR.RECON DMBNUM CHECKUP command was issued, ensure that the area is not authorized when a REPAIR.RECON DMBNUM UPDATE command is run.

**Problem determination:** 2, 3, 40

**Module:** DSPURR01

**Related information:**

Chapter 2, "IMS problem determination," on page 9

**DSP1247W AN INVALID READ INTEGRITY OPTION OF *nnn* WAS FOUND WHEN LOCATING A RECORD**

**Explanation:** An invalid read integrity option was specified when locating a record in a RECON data set that uses parallel RECON access (PRA).

In the message text, *nnn* identifies the integrity option. Valid options are 1-4.

**System action:** The read integrity option is changed to a consistent read explicit (3), and processing continues.

**User response:** The source of the invalid integrity option is most likely caused by a vendor product that calls the DBRC I/O module directly to locate a record. Contact the vendor or IBM Software Support to determine the source of the invalid read integrity option.

**Problem determination:** 1, 2, 3, 8, 36

**Module:** DSPURI00

**DSP1249E MINVERS VALUE IS INCONSISTENT WITH THE HALDB ALTER STATUS FOR DATABASE *database\_name* ALTER COUNT=*xxxxx* ALTER COMPLETE COUNT=*xxxxx***

**Explanation:** A CHANGE.RECON MINVERS() command was issued to set the new MINVERS value to an IMS release lower than 13.1. The current value was at least 13.1. Altering a HALDB is only valid when MINVERS is at least 13.1.

The message is issued when a HALDB record is found with HALDB alter active for its partition databases.

In the message text:

**ALTER COUNT=*xxxxx***

The total number of partitions to be altered.

**ALTER COMPLETE COUNT=*xxxxx***

The number of partitions that have completed the HALDB alter process.

**System action:** The command fails and subsequent commands are not processed.

**Operator response:** Wait for the HALDB Online Reorganization altering the HALDB to finish for all partition databases. If the alter-in-progress flags are on in error, issue the CHANGE.DB command to set off the alter-in-progress flag for each partition database.

**Problem determination:** 2, 3

**Module:** DSPURM90

**Related information:**

Chapter 2, "IMS problem determination," on page 9



---

**DSP1250E MINVERS VALUE IS INCONSISTENT WITH THE HALDB ALTER STATUS FOR PARTITION DATABASE**

*database\_name*

**Explanation:** A CHANGE.RECON MINVERS() command was issued to set the new MINVERS value to an IMS release lower than 13.1. The current value was at least 13.1. Altering a HALDB is only valid when MINVERS is at least 13.1.

The message is issued for each partition database that has a HALDB alter process in progress.

**System action:** The command fails and subsequent commands are not processed.

**Operator response:** Wait for the HALDB Online Reorganization altering the HALDB to finish for all partition databases. If the alter-in-progress flags are on in error, issue the CHANGE.DB command to set off the alter-in-progress flag for each partition database.

**Problem determination:** 2, 3

**Module:** DSPURM90

**Related information:**

Chapter 2, "IMS problem determination," on page 9

---

**DSP1251E MINVERS VALUE IS INCONSISTENT WITH THE DEDB ALTER STATUS FOR DEDB** *dedb\_name* **ALTER COUNT=xxxxx**

**Explanation:** A CHANGE.RECON MINVERS() command was issued to set the new MINVERS value to an IMS release lower than 13.1. The current value was at least 13.1. The DEDB specified in the message has a DEDB Alter process in progress. Altering a DEDB is only valid when MINVERS is at least 13.1.

The message is issued for each partition database that has a HALDB alter process in progress.

**System action:** The command fails and subsequent commands are not processed.

**Operator response:** Wait for the structure changes to complete or take appropriate actions to remove the DEDB Alter status.

**Problem determination:** 2, 3

**Module:** DSPURM90

**Related information:**

Chapter 2, "IMS problem determination," on page 9

---

**DSP1252E RECOVERY NOT VALID FOR THIS INACTIVE DATA SET**  
**DBD=dbname DDN=ddname**  
**THE OLR RUNTIME=** *time\_stamp*

**Explanation:** A NOTIFY.RECOV command was issued to add information about recovery of a database data set to the RECON data sets. The RCVTIME() value that

was specified in the command is not valid according to the information in the RECON data set. The value must be a time when this data set was active.

In the message text,

*dbname* The name of the database being recovered.

*ddname* The DD name of the database data set being recovered.

*time\_stamp*  
 Indicates the runtime time stamp of the HALDB Online Reorganization record that resulted in this data set being inactive. The value is in standard time stamp format.

**System action:** The NOTIFY.RECOV command failed, and subsequent commands were not processed.

**Programmer response:** Correct the RCVTIME value that was specified in the NOTIFY.RECOV command, and reissue the command with any other commands that were not processed.

**Problem determination:** 2, 3, 8, and the listings of the RECON data sets

**Module:** DSPURT20

**Related information:**

Chapter 2, "IMS problem determination," on page 9

---

**DSP1253W THE INTERNAL REPRESENTATION OF THE DMB NUMBER IN THE RECON HEADER IS INCORRECT**

**Explanation:** During the processing of a REPAIR.RECON command, the RECON header record was found with an incorrect internal representation of the data management block (DMB) number.

If a REPAIR.RECON DMBTABLE or REPAIR.RECON DMBNUM UPDATE command was issued, DBRC corrected the internal representation of the DMB number in the RECON header record.

If a REPAIR.RECON DMBNUM(RECON)CHECKUP command was issued, DBRC can correct the DMB number in the RECON header record if a REPAIR.RECON DMBTABLE or DMBNUM UPDATE command is issued.

**System action:** The REPAIR.RECON command completes with a return code of 4. If the command fails for any error, the change to this record is removed.

**Programmer response:** No action is required.

**Problem determination:** 2, 3, 40

**Module:** DSPURR01

**Related information:**

Chapter 2, "IMS problem determination," on page 9

---

**DSP1254I THE RECON DMB TABLE RECORD DOES NOT EXIST BECAUSE NO DATABASES ARE REGISTERED**

**Explanation:** A REPAIR.RECON DMBTABLE command was issued to rebuild the DMB Table record. The DMB Table tracks the DMB (data management block) numbers that are currently in use and the total number of databases that are registered. The DMB Table record does not exist because no databases are registered in the RECON data set. The DMB Table record is created when the first database is registered.

**System action:** The REPAIR.RECON DMBTABLE command checks the DMB numbers in the RECON header to ensure that the numbers were initialized correctly when the RECON data set was created. The command completes with a return code of 4.

**Programmer response:** No action is required. The DMB Table record is created when the first database is registered.

**Problem determination:** 2, 3, 40

**Module:** DSPURR01

**Related information:**

Chapter 2, "IMS problem determination," on page 9

---

**DSP1255W THE RECON DMB TABLE RECORD DOES NOT EXIST AND DATABASES ARE REGISTERED**

**Explanation:** A REPAIR.RECON DMBTABLE command was issued to rebuild the DMB Table record. The DMB Table record tracks the DMB (data management block) numbers that are currently in use and the total number of databases that are registered. The DMB Table record does not exist, and databases are registered in the RECON data set. The DMB Table record is created when the first database is registered. The record should already exist in this RECON data set.

**System action:** The REPAIR.RECON DMBTABLE command creates the DMB Table record. Processing completes with a return code of 4.

**Programmer response:** None. The DMB Table record is created.

**Problem determination:** 2, 3, 40

**Module:** DSPURR01

**Related information:**

Chapter 2, "IMS problem determination," on page 9

---

**DSP1256E MINVERS VALUE IS INVALID FOR HALDB *dbname* WHICH HAS AN 8-GB OSAM DATA SET ORGANIZATION**

**Explanation:** A CHANGE.RECON MINVERS()

command was issued to set MINVERS to one of the following values:

- 13.1 with a cross-DBRC service level ID (CDSLID) value that is less than 2
- 12.1

For either of these MINVERS values, the maximum size of the OSAM PHDAM or PHIDAM data sets for HALDB databases can only be 4 GB. The HALDB that is identified in the message is defined as using 8-GB OSAM data sets.

**System action:** The command fails and subsequent commands are not processed. The command checks all the HALDBs for the option of 8-GB OSAM data sets. Message DSP1256E is issued for each HALDB that uses 8-GB OSAM data sets.

**Programmer response:** Change the maximum size of the OSAM data sets from 8 GB to 4 GB for each HALDB database that is identified by message DSP1256E, . (For instructions, see Changing the maximum OSAM data set size for a HALDB from 8 GB to 4 GB (Database Administration)). Then, resubmit the CHANGE.RECON MINVERS() command.

**Problem determination:** 2, 3

**Module:** DSPURM90

**Related information:**

Chapter 2, "IMS problem determination," on page 9

---

**DSP1257E THE DMB NUMBERS IN THE RECON HEADER CANNOT BE RESET**

**Explanation:** A REPAIR.RECON DMBNUM RECON RESET command was issued to reset the DMB (data management block) numbers in the RECON header record. The RECON DMB Table was not found although databases are registered in the RECON data set. An inconsistency exists because the DMB Table record should be created when the first database is registered in the RECON data set.

**System action:** The REPAIR.RECON DMBNUM RECON RESET command fails.

**Programmer response:** Issue a REPAIR.RECON DMBTABLE command to rebuild the DMB Table record. The command might change the DMB numbers in the RECON header record.

After the REPAIR.RECON DMBTABLE command completes, issue a REPAIR.RECON DMBNUM RECON RESET command to reset the DMB values in the RECON header to 32 767, if needed.

**Problem determination:** 2, 3, 40

**Module:** DSPURR01

**Related information:**

Chapter 2, "IMS problem determination," on page 9

---

**DSP1258I THE DMB NUMBERS IN THE RECON HEADER WERE RESET**

**Explanation:** A REPAIR.RECON DMBNUM RECON RESET UPDATE command was issued to reset the DMB (data management block) numbers in the RECON header record.

If the UPDATE keyword was specified, the value of the numbers in the RECON header record are reset depending on whether the DMB Table record exists:

- If the DMB Table record was not found, the values of the DMB numbers in the header are reset to zero. Zero is the same value that was used when the RECON data set was initialized.
- If the DMB Table record was found, the values of the DMB numbers in the header are reset to 32 767. The DMB Table record is used to assign the next unused DMB number, starting with 1, when the next database is registered in the RECON data set.

**System action:** Processing completes successfully.

**Programmer response:** You can issue a LIST.RECON STATUS command to verify the DMB numbers.

If a DMB Table record did not exist, the DMB number in the RECON header is displayed as DMB#=0. If the DMB Table record did exist, the DMB numbers in the RECON header are displayed as DMB#=32767 and LAST USED DMB#=32767.

**Problem determination:** 2, 3, 40

**Module:** DSPURR01

**Related information:**

Chapter 2, "IMS problem determination," on page 9

---

**DSP1259I NO RECORDS WERE CHANGED BECAUSE THE CHECKUP PARAMETER WAS ACTIVE**

**Explanation:** A REPAIR.RECON DMBNUM command was issued to reset the DMB (data management block) numbers in the RECON records.

The CHECKUP keyword was either explicitly specified in the command or implicitly included as the default, and no records were actually changed.

**System action:** Processing completes successfully. No records were changed.

**Programmer response:** No action is required.

**Problem determination:** 2, 3, 40

**Module:** DSPURR01

**Related information:**

Chapter 2, "IMS problem determination," on page 9

---

**DSP1262I DBD=*dbd* DDN=*ddn* FOR DELETE COMMAND HAS BEEN PROCESSED**

or

**DBD=*dbd* AREA=*areaname* FOR DELETE COMMAND HAS BEEN PROCESSED**

**Explanation:** This database data set (DBDS) has been processed with deletion for the DELETE.DB command.

**System action:** Processing continues.

**Programmer response:** No action is required.

**Module:** DSPURCM6

---

**DSP1263W THE CATALOG *name* ADDED AS THE DEFAULT IS NOT REGISTERED IN THE RECON**

**Explanation:** The CATALOG(*name*) keyword was specified on the INIT.RECON command to add a default IMS catalog name in the RECON header, but the IMS catalog name is not defined as a database in the RECON data set.

In the message text:

*name* The 8character name of the IMS catalog.


**System action:** The name of the IMS catalog is added to the RECON header. The command completes with a return code of 4.

**Programmer response:** Define the IMS catalog HALDB database that is named on the INIT.RECON command in the RECON data set before the catalog is accessed.

**Problem determination:** 2, 3

**Module:** DSPURM90

**Related tasks:**

 Defining the IMS catalog with DBRC (System Definition)

**Related information:**

Chapter 2, "IMS problem determination," on page 9

---

**DSP1264E THE CATALOG *name* ADDED AS THE DEFAULT IS NOT REGISTERED AS A HALDB DATABASE IN THE RECON**

**Explanation:** A CHANGE.RECON, INIT.DB, INIT.DBDS, INIT.PART, NOTIFY.REORG, CHANGE.PART, or CHANGE.DBDS command was issued. The catalog name is defined as a database in the RECON data set, but not as HALDB database. If the command did not include the parameter CATALOG(*name*), the default catalog name that is defined in the RECON header was used.

Before the catalog can be accessed, the catalog name

## DSP1265E • DSP1267E

must be registered in the RECON data sets as a HALDB database.

In the message text:

**name** The 8 character catalog name.

**System action:** The command fails with a return code of 12.

**Programmer response:** Define the catalog name as a HALDB database in the RECON data set or correct the name of the catalog to be used.

**Problem determination:** 2, 3

**Module:** DSPURS00, DSPURM90, DSPURMPT, DSPURM60, DSPURT00, DSPURSPT, DSPURS10

**Related information:**

Chapter 2, "IMS problem determination," on page 9

---

### DSP1265E THE CATALOG *name* IS NOT REGISTERED IN THE RECON

**Explanation:** An INIT.DB, INIT.DBDS, INIT.PART, NOTIFY.REORG, CHANGE.PART, or CHANGE.DBDS command was issued, and the command needed to access the catalog. The catalog name is not registered in the RECON data set. If the command did not include the parameter CATALOG(*name*), the default catalog name that is defined in the RECON header was used.

Before the catalog can be accessed, the catalog name must be registered in the RECON data sets as a HALDB database.

In the message text:

**name** The 8 character catalog name.

**System action:** The command fails with a return code of 12.

**Programmer response:** Correct the catalog name or define the catalog name as a HALDB database in the RECON data set.

**Problem determination:** 2, 3

**Module:** DSPURS00, DSPURMPT, DSPURM60, DSPURT00, DSPURSPT, DSPURS10

**Related information:**

Chapter 2, "IMS problem determination," on page 9

---

### DSP1266E THE CATALOG *name* IS NOT AVAILABLE FOR USE

**Explanation:** An INIT.DB, INIT.DBDS, INIT.PART, NOTIFY.REORG, CHANGE.PART, or CHANGE.DBDS command was issued that needed access to the database definitions in the IMS catalog that is named in the message text. The IMS catalog is not available for use.

In the message text:

**name** The 8 character catalog name.

**234** Messages and Codes, Volume 2: Non-DFS Messages

**System action:** The command fails with a return code of 12.

**Programmer response:** If the IMS catalog name was specified on the command, confirm that the name was specified correctly.

If the IMS catalog name is correct, determine why the IMS catalog is not available for use.

After the IMS catalog is available, reissue the command.

**Problem determination:** 2, 3

**Module:** DSPURS00, DSPURMPT, DSPURM60, DSPURT00, DSPURSPT, DSPURS10

**Related information:**

Chapter 2, "IMS problem determination," on page 9

---

### DSP1267E THE CROSS-DBRC SERVICE LEVEL ID IS INVALID FOR HALDB *dbname* WHICH HAS AN 8-GB OSAM DATA SET ORGANIZATION

**Explanation:** A CHANGE.RECON CDSLID() command was issued to set the cross-DBRC service level ID to a value that is lower than 2 when either the MINVERS value is 13.1 or is being lowered to 13.1 in the same CHANGE.RECON command. The HALDB database that is identified in the message is defined as using 8-GB OSAM PHDAM or PHIDAM data sets. The use of 8-GB OSAM data sets is allowed only when MINVERS is 14.1 or MINVERS is 13.1 with the CDSLID value set to 2.

A CDSLID value of 2 indicates that the appropriate maintenance for HALDB support of 8-GB OSAM data sets has been applied to all IMS Version 13 resident libraries (RESLIBs) that access the RECON data set.

**System action:** The command fails and subsequent commands are not processed. The command checks all the HALDBs for the option of using 8-GB OSAM data sets. Message DSP1267E is issued for each HALDB that uses 8-GB OSAM data sets.

**Programmer response:** If you do not need to fall back from IMS 14 to an earlier version and want to keep using the 8-GB OSAM data sets, do not set the CDSLID value to be lower than 2.

If you do need to fall back and do need to set the CDSLID to a value that is lower than 2, change the maximum size of the OSAM data sets from 8 GB to 4 GB for each HALDB database that is identified by message DSP1267E. (For instructions, see Changing the maximum OSAM data set size for a HALDB from 8 GB to 4 GB (Database Administration)). Then, resubmit the CHANGE.RECON CDSLID command.

**Problem determination:** 2, 3

**Module:** DSPURM90

**Related information:**

Chapter 2, "IMS problem determination," on page 9

---

**DSP1268E**    **PARAMETER *parameter-name* IS NOT ALLOWED DUE TO INVALID CROSS-DBRC SERVICE LEVEL ID**

**Explanation:** The cross-DBRC service level ID (CDSLID) value in the RECON data set does not support the parameter that is identified in the message.

To use the OSAM8G or NOOSAM8G keywords, the value of CDSLID must be 2 when the MINVERS value is 13.1. A CDSLID value of 2 indicates that the appropriate maintenance for HALDB support for 8-GB OSAM data sets has been applied to all IMS Version 13 resident libraries (RESLIBs) that access the RECON data set.

**System action:** The command is terminated, and subsequent commands are ignored.

**Programmer response:** If the appropriate maintenance for HALDB support for 8-GB OSAM data sets has been applied, submit a CHANGE.RECON CDSLID(2) command to change the CDSLID value. Or, submit a CHANGE RECON MINVERS('14.1') command to set the MINVERS value to 14.1.

After adjusting the CDSLID or the MINVERS value, resubmit the CHANGE.DB or INIT.DB command.

**Problem determination:** 2, 3, and a listing of the RECON data sets.

**Module:** DSPURM10, DSPURS10

**Related information:**

Chapter 2, "IMS problem determination," on page 9

---

**DSP1269E**    **DATA BASE DATA SET NOT DEFINED IN CATALOG *name* DBDNAME=*dbdname* DDNAME=*ddname***

**Explanation:** A command of one of the following types failed because the IMS catalog *name* contains no record of the database data set that have identifiers *dbdname* and *ddname*:

- A command to identify the database data set *dbdname* and *ddname* in the RECON data sets.
- A command to change the organization of a database data set that is already identified in the RECON data sets.
- A command to change the *ddname* of a database data set that is already identified in the RECON data sets.

In the message text, *name* is an 8-character catalog name.

**System action:** The command fails with return code 12.

**User response:** Correct the identifier of the database data set or use an IMS catalog that contains the correct identifier of the database data set.

**Problem determination:** 2, 3

**Module:** DSPUCQ00

**Related information:**

Chapter 2, "IMS problem determination," on page 9

---

**DSP1270E**    **DATA SET IDENTIFIER IN CATALOG *name* AND RECON DO NOT MATCH DBDNAME=*dbdname* DDNAME=*ddname***

**Explanation:** A NOTIFY.REORG, CHANGE.DBDS, or INIT.DBDS command determined that the data set identifier in the catalog no longer matches the data set identifier in the RECON data set. The database data set or area data set for which the command was issued is identified in the message.

In the message text, *name* is an 8-character catalog name.

**System action:** The command fails with return code 12.

**User response:** If the database data set definition has changed, correct the database data set information in the RECON data set. If the catalog is incorrect, complete one of the following actions:

- Change the catalog name in the RECON header by using the CHANGE.RECON CATALOG(*name*) command
- Add the CATALOG(*name*) parameter to the CHANGE.PART command.

**Problem determination:** 2, 3

**Module:** DSPURM60, DSPURS00, DSPURT00

**Related information:**

Chapter 2, "IMS problem determination," on page 9

---

**DSP1271A**    **THE DATABASE ORGANIZATION DOES NOT MATCH THE DATABASE ORGANIZATION IN CATALOG *name***

**Explanation:** During the CHANGE.PART command processing, the database organization in the RECON data set did not match the database organization in the IMS catalog. Either the DBD definition has changed since the registration of the HALDB in the RECON, or you are using an incorrect catalog.

In the message text, *name* is an 8-character catalog name.

**System action:** The command fails with return code 12.

**User response:** If the DBD definition has changed, delete and redefine the HALDB to DBRC. If the catalog is incorrect, complete one of the following actions:

- Change the catalog name in the RECON header record by using the CHANGE.RECON CATALOG(*name*) command

## DSP1272A • DSP1276A

- Add the CATALOG(name) parameter to the CHANGE.PART command

**Problem determination:** 2, 3

**Module:** DSPURMPT

**Related information:**

Chapter 2, "IMS problem determination," on page 9

---

### DSP1272A THE DATA SET GROUP COUNT DOES NOT MATCH THE DATA SET GROUP COUNT IN CATALOG *name*

**Explanation:** During the CHANGE.PART command processing, the data set group count in the RECON data set did not match the data set group count in the IMS catalog. Either the DBD definition has changed since the registration of the HALDB in the RECON, or you are using an incorrect catalog.

In the message text, *name* is an 8-character catalog name.

**System action:** The command fails with return code 12.

**User response:** If the DBD definition has changed, delete and redefine the HALDB to DBRC. If the catalog is incorrect, complete one of the following actions:

- Change the catalog name in the RECON header record by using the CHANGE.RECON CATALOG(name) command
- Add the CATALOG(name) parameter to the CHANGE.PART command

**Problem determination:** 2, 3

**Module:** DSPURMPT

**Related information:**

Chapter 2, "IMS problem determination," on page 9

---

### DSP1273E THE REQUEST TO CATALOG *name* DID NOT COMPLETE SUCCESSFULLY

**Explanation:** A request to get information from the IMS catalog *name* failed with a nonzero return code.

In the message text, *name* is an 8-character catalog name.

**System action:** The request failed with a nonzero return code. The nonzero return code from the request to the IMS catalog is returned to the caller.

**User response:** Check the messages that are issued by the IMS catalog and take appropriate actions.

**Problem determination:** 2, 3

**Module:** DSPUCQ00

**Related information:**

Chapter 2, "IMS problem determination," on page 9

---

### DSP1274E I/O ERRORS WERE ENCOUNTERED ON CATALOG *name*

**Explanation:** A request to get information from the catalog did not complete due to I/O errors.

In the message text, *name* is an 8-character catalog name.

**System action:** The command fails.

**User response:** Complete the following actions:

1. Check the status of the IMS catalog database in the RECON data set
2. Check the error messages that are issued and take appropriate actions

**Problem determination:** 2, 3

**Module:** DSPUCQ00

**Related information:**

Chapter 2, "IMS problem determination," on page 9

---

### DSP1275E A PARTITION FOR CATALOG *name* IS NOT DEFINED TO DBRC

**Explanation:** During the DBRC command processing, the partition for the IMS catalog database was not found in the RECON data set.

In the message text, *name* is an 8-character catalog name.

**System action:** The command fails with return code 12.

**User response:** Register the partition by issuing an INIT.PART command. If the partition exists in the RECON data set, an unexplained error might occur when the IMS system try to locate the partition. Retry the command. If the problem still exists, contact the IBM support center.

**Problem determination:** 2, 3

**Module:** DSPURM60, DSPURMPT, DSPURS00, DSPURS10, DSPURSPT, DSPURT00

**Related information:**

Chapter 2, "IMS problem determination," on page 9

---

### DSP1276A DATABASE *dbname* IS NOT DEFINED IN CATALOG *name*

**Explanation:** A request to get information for the database *dbname* from the IMS™ catalog name failed because the identified database is not defined in the catalog.

In the message text, *name* is an 8-character catalog name.

**System action:** The request fails with return code 12.

**User response:** Define the database in the catalog and

retry the operation. If the problem still exists, contact the IBM support center.

**Problem determination:** 2, 3

**Module:** DSPUCQ00

**Related information:**

Chapter 2, "IMS problem determination," on page 9

---

**DSP1277A REMOTE SITE RECOVERY FEATURE IS NO LONGER SUPPORTED**

**Explanation:** During the RECON data set upgrade, the global service group (GSG) information was found in the RECON data set. This information is used by the Remote Site Recovery (RSR) feature, but RSR is no longer supported.

**System action:** The RECON data set upgrade failed.

**User response:** Complete the following steps:

1. Use the DBRC Command utility (DSPURX00) of an IMS system that is earlier than IMS 15 to remove all the GSGs from the RECON data set:
  - a. Issue the LIST.GSG ALL command to identify all the GSGs;
  - b. Issue the DELETE.GSG command to delete each GSG;
2. After all GSGs are removed, upgrade the RECON data set again.

**Problem determination:** 2, 3, and a list of the RECON data sets

**Module:** DSPUGR00

---

**DSP1278E THE LOAD FOR MDA MEMBER *name* FAILED FOR IMS CATALOG HLQ WITH REASON=*reason\_text***

**Explanation:** An error occurred when DBRC attempted to access the IMS directory data sets of the IMS catalog by using a high-level qualifier that is defined in an IMSCATHLQ DFSMDA member.

In the message text:

*name* The first four characters of the IMS catalog name that is specified to DBRC with HLQ appended.

The name must match the name of the IMSCATHLQ DFSMDA member, as specified on the DDNAME parameter of a DFSMDA IMSCATHLQ macro statement, that contains the HLQ of the IMS directory data set.

*reason\_text*

The reason can be one of the following strings:

**GETMAIN FAILURE**

A request for storage failed.

**DFSMDA MEMBER NOT FOUND**

A DFSMDA member that matches the MDA member name displayed in the message text could not be found.

**BLDL ERROR**

An error occurred during a BLDL macro call for the DFSMDA member.

**INVALID DFSMDA MEMBER**

The DFSMDA member that is identified in the message text contains an error. Check the DFSMDA statements that define the member.

**LOAD ERROR**

An error occurred while attempting to load the DFSMDA member.

**BSDS FAILED OPEN**

The boot strap data set of the IMS directory failed to open.

**BSDS FAILED ALLOC**

The boot strap data set of the IMS directory failed to allocate.

**System action:** The process terminates abnormally.

**Output destination of message:** The message is sent to the z/OS system console.

**System programmer response:** Correct the error based on the reason text and resubmit the job.

**Module:** DSPUCQ00

---

## DSP messages DSP2001-DSP3000

This topic contains the following messages:

---

**DSP2001I DBRC READY**

**Explanation:** Database Recovery Control (DBRC) is available and ready.

**System action:** Processing continues.

**Operator response:** No action is required.

**Module:** DSPBCM00

---

**DSP2002E DBRC INITIALIZATION ERROR IN *modulename servicename* RC=*rc detail***

or

**DBRC INITIALIZATION ERROR IN *modulename servicename* RC=*rc* RSN=*rsn***

**Explanation:** An error occurred during the initialization of a DBRC address space. The initialization error can occur while processing a service or validating a parameter in a PROCLIB.

In the message text:

*modulename*

The name of the module that issued the error

*servicename*

The name of the service that detected the error. The service can be:

*BPEservicename*

A BPE service; see the information about BPE service return codes.

If BPELOAD displays as the failing service name, the DBRC address space was attempting to load a module. The text that appears in the message is the name of the module that was not loaded. Ensure that the module is linked into the IMS.SDFSRESL.

*MVSservicename*

Service can also be provided by z/OS; for information on z/OS services, see *z/OS MVS Programming: Authorized Assembler Services Reference, Volumes 1-4* (SA22-7609, SA22-7610, SA22-7611, SA22-7612).

**RECON**

Unable to access the RECON data sets. See the SYSPRINT for related DSP messages.

**SVCERROR**

An invalid DBRC TYPE 4 SVC installation was found. You must install the correct DBRC TYPE 4 SVC in order to initialize DBRC.

*rc* The return code for the failing service

*detail* Provides additional information about the error

*rsn* The reason code from the failing service

#### DBRC ALREADY EXISTS FOR IMS

A DBRC region for the IMSID specified on the DBRC startup execution parameter already exists.


**System action:** The DBRC address space terminates abnormally with the abend 2490.

**Operator response:** Check the code in register 15 for the 2490 abend to determine the reason for the problem.


If an invalid DBRC TYPE 4 SVC was found, install the correct DBRC TYPE 4 SVC and restart DBRC. If you are unable to resolve the problem, save the SYSLOG and the dump, and call IBM Software Support for assistance.

**Module:** DSPBINP0, DSPBIN00, DSPBIN40, DSPBRQ00

**Related reference:**

 BPE service return codes (Messages and Codes)

**Related information:**

 IMS abend 2490

#### DSP2003A INVALID VALUE SPECIFIED FOR *keyword* PARAMETER

**Explanation:** You specified a value for the parameter identified that is invalid.

In the message text:


*keyword* The DBRC execution parameter keyword or PROCLIB member keyword that is in error.

**System action:** DBRC initialization terminates with abend 2490.

**Operator response:** Correct the keyword value and restart DBRC.

**Module:** DSPBINP0

**Related information:**

 IMS abend 2490

#### DSP2005I DBRC SHUTDOWN COMPLETE

**Explanation:** Database Recovery Control (DBRC) has completed shutdown.

**System action:** Processing stops until DBRC is restarted.

**Operator response:** No action is required.

**Module:** DSPBCM00



---

## Chapter 7. DSPM messages (HALDB Partition Definition utility)

Messages issued by the HALDB Partition Definition utility begin with DSPM.

---

### DSPM messages DSPM000I-DSPM050I

This topic contains the following messages:

---

**DSPM000I** (C) Copyright IBM Corp. 1999. All rights reserved.

**Explanation:** IBM's copyright statement.

---

**DSPM001I** Database information for *dbname* was not found.

**Explanation:** The database indicated by *dbname* was not found in the DBDLIB data sets searched. The DBDLIB data sets that were searched are allocated under a file name of 'IMS'.

**Programmer response:** Check the concatenation for 'IMS' to ensure the proper DBDLIB data sets are allocated.

**Module:** DSPXPDDU

---

**DSPM002I** An error condition occurred. Details of the error are shown in the SYSPRINT file.

**Explanation:** DBRC returned messages during an internal call. The SYSPRINT file will be displayed.

**System action:** The SYSPRINT file is displayed.

**Programmer response:** The SYSPRINT file contains other messages. Respond to those messages as appropriate.

**Module:** DSPXPDDU

---

**DSPM003I** Option *n* is not valid for this application.

**Explanation:** The HALDB panel displays a menu of options. Only the options listed in the menu can be specified.

**System action:** The HALDB panel is displayed until a valid option is specified or until the Exit key is pressed.

**Programmer response:** Choose an option from the menu and type its number in the **Option** field.

**Module:** DSPXPDDU

---

**DSPM004I** This application cannot execute on this release of ISPF.

**Explanation:** An older version of ISPF was detected. The Partitioned Database Definition Utility only works in ISPF version 4.2 and later.

**System action:** The Partitioned Database Definition Utility ends and the previously shown ISPF panel displays again.

**Programmer response:** Make sure that ISPF 4.2 or later is installed and available to the user.

**Problem determination:** Check the normal search order (ISPLLIB, STEPLIB, link list, and LPA list) to ensure that the required level of ISPF is being used.

**Module:** DSPXPDDU

---

**DSPM005I** Load module DSPPDI00 could not be loaded. IMS messages

**Explanation:** The system could not load the Database Recovery Control utility module.

**System action:** The Partitioned Database Definition Utility ends.

**Programmer response:** Make sure the IMS installer provided the load module data sets to your TSO user environment.

**Problem determination:** Make sure one of the data sets in the normal search order (ISPLLIB, STEPLIB, TSOLIB, link list, and LPA list) contains the IMS SDFSRESL data set.

**Module:** DSPXPDDU

---

**DSPM006I** DBRC initialization failed. rc = *rc*

**Explanation:** DBRC encountered an error during initialization. *rc* indicates the nature of the error and generally has meaning only to IBM service representatives. However, this message displays when a message file is displayed. The message file contains more specific error messages.

**System action:** The Partitioned Database Definition Utility ends.

## DSPM007I • DSPM016I

**Programmer response:** Resolve the problems with DBRC. There might also be problems with the RECON data sets.

**Problem determination:** If the SYSPRINT file is displayed, respond to the messages it displays. If no SYSPRINT file exists, look in the MVS SYSLOG file for information on additional messages.

**Module:** DSPXPDDU

---

### DSPM007I Duplicate partition IDs were encountered. id = *id*

**Explanation:** The ID that was encountered during IMPORT has already been defined for this database.

**System action:** Only the first partition with the duplicated ID is displayed.

**Programmer response:** If the IMPORT command for partition definitions was issued and the STOP ON FIRST ERROR option was specified, select the TRY ALL PARTITIONS option to import the remaining partitions.

**Problem determination:** A partition ID must be unique within the database. If there are duplicate partition IDs, make sure that the import data set was created for this database.

**Module:** DSPXPDDU

---

### DSPM008I Table add error: not all partitions can be displayed. tbadd rc = *rc*

**Explanation:** The list of partitions might not be complete. An error occurred while composing the list for display.

**System action:** The new partition is not included in the list of displayed partitions.

**Programmer response:** Check the TBADD return code shown in the message for an indication of the cause of the error. For additional information, see the *OS/390 Interactive System Productivity Facility (ISPF): Services Guide*

**Problem determination:** The TBADD return code indicates the type of problem encountered. A typical problem is duplicate table rows.

**Module:** DSPXPDDU

---

### DSPM009I Database *dbname* is not a partitioned database.

**Explanation:** The database in the message, as indicated by *dbname*, has not been defined as a HALDB.

**System action:** The previous panel is displayed again.

**Programmer response:** Select another database or check the DBD generation to make sure the selected database is defined as a HALDB.

**Problem determination:** Make sure that the DBD

generation defines this database as a HALDB. Make sure that the correct definition is in the DBDLIB data sets that are allocated in the IMS file name.

**Module:** DSPXPDDU

---

### DSPM010I Changes to the partition were canceled by the CANCEL command.

**Explanation:** The partition definition panel or the partition modification panel was displayed but instead of pressing the Enter key to process, the Cancel key was pressed.

**System action:** The partition was not defined or modified. Any data typed into the panel is discarded when the Cancel key is pressed.

**Module:** DSPXPDDU

---

### DSPM011I Partition *name* was added successfully.

**Explanation:** DBRC successfully added the new partition.

**Module:** DSPXPDDU

---

### DSPM012I Partition *name* was changed successfully.

**Explanation:** DBRC successfully processed the changes to the partition definition.

**Module:** DSPXPDDU

---

### DSPM013I Partition *name* was deleted successfully.

**Explanation:** The partition was successfully deleted from the RECON data set.

**Module:** DSPXPDDU

---

### DSPM014I *Count* partitions were added successfully.

**Explanation:** New partitions were added. *Count* represents the number of partitions that were added.

**Module:** DSPXPDDU

---

### DSPM015I *Count* partitions were deleted.

**Explanation:** Several partitions were deleted. *Count* represents the number of partitions that were deleted.

**Module:** DSPXPDDU

---

### DSPM016I Information about partition *name* was printed successfully.

**Explanation:** Information about the partition was saved to the ISPF list file.

**Module:** DSPXPDDU

---

**DSPM017I** Information about *count* partitions were printed.

**Explanation:** Information about several partitions was saved to the ISPF list file. *Count* represents the number of partitions that were processed.

**Module:** DSPXPDDU

---

**DSPM018I** Changes to the database were canceled by CANCEL command.

**Explanation:** Changes to the HALDB master information were not confirmed by pressing the Enter key. The Cancel key was pressed instead.

**System action:** The information was not saved to the RECON data sets.

**Module:** DSPXPDDU

---

**DSPM019I** Table *member* was created successfully to data set *dsname*.

**Explanation:** The export function saved information about the HALDB as a member of the partitioned data set.

**Module:** DSPXPDDU

---

**DSPM020I** Database definition was canceled by the CANCEL command.

**Explanation:** The database definition panel was displayed but the user pressed the Cancel key instead of the Enter key.

**System action:** The database was not defined in the RECON data set.

**Programmer response:** If the Cancel key was pressed by mistake, you must define the database attributes again and press the Enter key.

**Module:** DSPXPDDU

---

**DSPM021I** Partition *name* was not added to the list displayed by ISPF. TBADD rc = *rc*

**Explanation:** The partition, indicated by *name*, was defined successfully in the RECON data set, but could not be added to the list of displayed partitions.

**System action:** When the partition list is displayed, it does not contain the partition indicated by *name*.

**Programmer response:** There was an error in the ISPF services used to display the partition list. Try exiting ISPF or logging off the system, then restart the Partitioned Database Definition Utility.

**Problem determination:** The TBADD return code indicates the type of problem encountered. A typical problem is duplicate table rows. Check the return code, indicated by *rc*, in the z/OS Interactive System

Productivity Facility manuals for an indication of the problem.

**Module:** DSPXPDDU

**Related reference:**

 z/OS: TBADD return codes

---

**DSPM022I** Partition *name* was not changed on the list displayed by ISPF. TBMOD rc = *rc*

**Explanation:** The partition was changed successfully in the RECON data set, but could not be changed in the list of displayed partitions.

**System action:** When the partition list is displayed, it does not show the changes to the partition indicated by *name*.

**Programmer response:** There was an error in the ISPF services used to display the partition list. Try exiting ISPF or logging off the system, then restart the Partitioned Database Definition Utility.

**Problem determination:** The TBMOD return code indicates the type of problem encountered. A typical problem is duplicate table rows. Check the return code, indicated by *rc*, in the z/OS Interactive System Productivity Facility manuals for an indication of the problem.

**Module:** DSPXPDDU

**Related reference:**

 z/OS: TBMOD return codes

---

**DSPM023I** Partition *name* was not deleted from the list displayed by ISPF. tbdelete rc = *rc*

**Explanation:** The partition was deleted successfully from the RECON data set, but could not be deleted from the list of displayed partitions.

**System action:** When the partition list is displayed, it shows the partition indicated by *name*.

**Programmer response:** There was an error in the ISPF services used to display the partition list. Try exiting ISPF or logging off the system, then restart the Partitioned Database Definition Utility.

**Problem determination:** The TBDELETE return code indicates the type of problem encountered. A typical problem is duplicate table rows. Check the return code, indicated by *rc*, in the z/OS Interactive System Productivity Facility manuals for an indication of the problem.

**Module:** DSPXPDDU

**Related reference:**

 z/OS: TBDELETE return codes

---

---

**DSPM024I** Unknown line command or action bar combination. line command: *command*

**Explanation:** A line command was typed in the partition list panel but was not recognized as a valid command.

**Programmer response:** Display the help text by pressing F1. Determine which line commands are available. Enter the line command in the **Act** column.

**Module:** DSPXPDDU

---

**DSPM025I** Enter a numeric value between *low* and *high*

**Explanation:** The field requires a numeric value within a specific range, indicated by *low* and *high*.

**Module:** DSPXPDDU

---

**DSPM026I** New table *member* was not created. TBSAVE rc = *rc*

**Explanation:** The new table was not created. *rc* is the return code from the ISPF tbsave service.

**System action:** The table is not saved into the specified data set. The Export a Database panel remains displayed.

**Programmer response:** Make sure that the output data set exists, that it is a partitioned data set, and that it is fixed-block with 80 byte records.

**Problem determination:** The TBSAVE return code indicates the type of problem encountered. A typical problem is duplicate table rows. Check the return code, indicated by *rc*, in the z/OS Interactive System Productivity Facility manuals for an indication of the problem.

**Module:** DSPXPDDU

**Related reference:**

 z/OS: TBSAVE return codes

---

**DSPM027I** Data set *dsname* is not cataloged. libdef rc = *rc*

**Explanation:** The data set indicated by *dsname* is not cataloged.

**System action:** The export or import is not performed. The message is displayed and the panel continues to be displayed.

**Programmer response:** Make sure that the name of the data set specified in the panel is spelled correctly, and that the data set actually exists.

**Module:** DSPXPDDU

---

**DSPM028I** Changes for *changed* of total partitions processed.

**Explanation:** More than one partition was changed. In the message text:

*changed* Indicates the number of partitions that were changed.

*total* If the CHANGE ALL PARTITIONS option was specified, *total* identifies the number of defined partitions. If the CHANGED SELECTED PARTITIONS option was selected, *total* indicates the number of partitions that were selected.

**Module:** DSPXPDDU

---

**DSPM029I** Changes for *changed* of total partitions processed. Count errors encountered.

**Explanation:** More than one partition was selected to be changed, but some of the specified changes were not performed.

In the message text:

*changed* Indicates the number of partitions that were changed.

*total* If the CHANGE ALL PARTITIONS option was specified, *total* identifies the number of defined partitions. If the CHANGED SELECTED PARTITIONS option was selected, *total* indicates the number of partitions that were selected.

*Count* Indicates the number of partitions that were not changed.

**System action:** The partition list is displayed again.

**Programmer response:** Make sure that the partitions are available for use, then attempt the change again.

**Module:** DSPXPDDU

---

**DSPM030I** Database definition was not performed. DBRC rc = *rc* reason = *code*.

**Explanation:** The database was not defined in RECON. An internal error in the IMS Partitioned Database Definition Utility was detected. *rc* and *code* indicate the nature of the error. Generally, the values have meaning only to IBM service representatives.

**System programmer response:** If the problem persists, contact the IBM Support Center for assistance.

**Module:** DSPXPDDU

---

**DSPM031I** Partition *name* was not added. DBRC rc = *rc* reason = *code*.

**Explanation:** The new partition could not be defined in RECON. An internal error in the IMS Partitioned Database Definition Utility was detected. *rc* and *code* indicate the nature of the error. Generally, the values have meaning only to IBM service representatives.

**System programmer response:** If the problem persists, contact the IBM Support Center for assistance.

**Module:** DSPXPDDU

**DSPM032I Partition name was not changed. DBRC rc = rc reason = code.**

**Explanation:** The partition could not be changed in DBRC. An internal error in the IMS Partitioned Database Definition Utility was detected. *rc* and *code* indicate the nature of the error. Generally, the values have meaning only to IBM service representatives.

**System programmer response:** If the problem persists, contact the IBM Support Center for assistance.

**Module:** DSPXPDDU

**DSPM033I Partition name was not deleted. DBRC rc = rc reason = code.**

**Explanation:** The partition could not be deleted from RECON. An internal error in the IMS Partitioned Database Definition Utility was detected. *rc* and *code* indicate the nature of the error. Generally, the values have meaning only to IBM service representatives.

**System programmer response:** If the problem persists, contact the IBM Support Center for assistance.

**Module:** DSPXPDDU

**DSPM034I Database dbname was not deleted. DBRC rc = rc reason = code.**

**Explanation:** The database indicated by *dbname* was not deleted from the RECON data set. *rc* and *code* indicate the nature of the error. Generally, the values have meaning only to IBM service representatives.

**System programmer response:** If the problem persists, contact the IBM Support Center for assistance.

**Module:** DSPXPDDU

**DSPM035I Database name was deleted successfully.**

**Explanation:** The database was deleted from the RECON data set.

**Module:** DSPXPDDU

**DSPM036I You must type '/' to confirm the deletion of the database.**

**Explanation:** You did not enter / for confirmation.

**Module:** DSPXPDDU

**DSPM037I ISPF table error: the change can not be performed. tbquery rc = rc.**

**Explanation:** An internal error occurred while the partition information was being processed for display.

**System action:** The partition information is not displayed.

**Programmer response:** Restart the partitioning application.

**Module:** DSPXPDDU

**DSPM038I Group information has not been set. Use the 'groups' function key to set it.**

**Explanation:** The partition is defined with multiple data set groups, but not all of the groups are defined.

**System action:** The panel displays until the Groups or Cancel key is pressed.

**Programmer response:** Set or confirm Information for each group.

**Module:** DSPXPDDU

**DSPM039I Database dbname has an access method of 'type'. Partitioning is not supported for that access method.**

**Explanation:** The Partitioned Database Definition Utility does not support the access method listed.

**System action:** No processing is performed.

**Programmer response:** Make sure the access method in the DBD generation is correct.

**Problem determination:** Make sure the database name is correct and that the access method is specified correctly in the DBD generation. Make sure that the correct DBDLIB data set is in the IMS file name.

**Module:** DSPXPDDU

**DSPM040I Enter a numeric value, 0 or a value between 2 and 100.**

**Explanation:** The value for the free block frequency factor (FBFF) was not valid.

**Programmer response:** Enter a number between 0 and 100, except for 1.

**Module:** DSPXPDDU

**DSPM041I Enter an even numeric value for block size, less than 32766.**

**Explanation:** The value for the block size can only be an even number. The maximum value is 32766.

**Programmer response:** Enter an even numeric value for the block size, less than 32766.

## DSPM042I • DSPM047I

Module: DSPXPDDU

---

**DSPM042I** The maximum number of partitions has been reached.

**Explanation:** The number of partitions for a database has been reached.

**System action:** The specified partition was not defined.

**Programmer response:** Delete obsolete partitions to keep from exceeding the maximum, then define new partitions.

Module: DSPXPDDU

---

**DSPM043I** The partition high key length of *keylength* is longer than the root key length of *rootlength* at line *line*.

**Explanation:** The partition high key is too long. The high key is longer than the root key length specified during DBDGEN.

**System action:** The partition is not created or modified if the key is too long.

**Programmer response:** Reduce the length of the high key to less than or equal to the length of the root key.

Module: DSPXPDDU

---

**DSPM044I** Duplicate high key values were encountered.

**Explanation:** The partition high key values must be unique for each partition when the database does not have a Partition Selection exit routine.

**System action:** The partition is not created or modified if a partition with the same key already exists.

**Programmer response:** Change the partition high key to a unique value.

**Problem determination:** If you are unsure of the keys that are already in use, return to the Database Partitions panel and display the partition high keys. When you create a new partition, select a key that is unique.

Module: DSPXPDDU

---

**DSPM045I** The value for 'Recoverable?' must be Y (Yes), N (No) or blank.

**Explanation:** Specifies whether or not the Database Image Copy utility or the Online Database Image Copy utility is to recover previously defined image copy data sets.

**System action:** The panel displays until an acceptable value is entered.

**Programmer response:** Enter a valid value:

**YES** The database is recoverable.

**NO** The database is not recoverable.

**blank** If the value is left blank, it defaults to YES.

You can spell out YES or NO, or use the first letter of the word. YES is the default.

Module: DSPXPDDU

---

**DSPM046I** The value for 'Reusable?' must be Y (Yes), N (No) or blank.

**Explanation:** Specifies whether or not the Database Image Copy utility or the Online Database Image Copy utility are to reuse previously defined image copy data sets.

**System action:** The panel displays until an acceptable value is entered.

**Programmer response:** Enter a valid value:

**YES** The previously defined image copy data sets will be reused.

**NO** The previously defined image copy data sets will not be reused.

**blank** If the value is left blank, it defaults to NO.

You can spell out YES or NO, or use the first letter of the word. NO is the default value.

Module: DSPXPDDU

---

**DSPM047I** Enter Y (Yes) or N (No).

**Explanation:** Provide a yes or no value to select processing for the AUTOMATIC DEFINITION or USE DEFAULTS FOR DS GROUPS options. The cursor location identifies which field is required.

**YES** Specifying YES for AUTOMATIC DEFINITION allows multiple partitions to be created without intervention. Specifying YES for USE DEFAULTS FOR DS GROUPS allows partitions to be created with defaults from the data set group information.

**NO** Specifying NO for AUTOMATIC DEFINITION allows the user to serially create partitions. Specifying NO for USE DEFAULTS FOR DS GROUPS forces the user to provide data set group information.

**System action:** The panel displays until you enter a value.

**Programmer response:** Enter a valid value. You can spell out YES or NO, or use the first letter of the word.

Module: DSPXPDDU

---

---

**DSPM049I** The partition name model will not allow *count* partitions to be created.

**Explanation:** The input data set contained more high key values or partition selection strings than the model allows.

**System action:** No partitions are created until the model supports the number of partitions identified in the input data set.

**Programmer response:** Take one of the following actions:

- Add additional '%' characters to the model
- Remove unnecessary keys from the input data set

**Module:** DSPXPDDU

---

**DSPM050I** There are too many data lines. Only one line is acceptable.

**Explanation:** The key string can only be on one line in the editor.

**System action:** The key string cannot be saved until the extra lines are removed.

**Programmer response:** Scroll to the right to add more information on the first line. You can use the TF (text flow) line command in the editor line command area to combine multiple lines into one.

**Module:** DSPXPDDU

---

## DSPM messages DSPM051I-DSPM100W

This topic contains the following messages:

---

**DSPM051I** The value is not a valid hex string.

**Explanation:** The key string is declared as a hexadecimal string, but it contains values that are not valid characters. The hexadecimal format is in the form of X'nn' or 'nn'X; X'nn' can contain characters 0 through 9, A through F, and a through f.

**System action:** The key string is not saved until the syntax is corrected.

**Programmer response:** Enter valid hexadecimal characters for the key string.

**Module:** DSPXPDDU

**System action:** The key string is not saved until the syntax is corrected.

**Programmer response:** Change the syntax of the key string so that it does not contain both prefix and suffix characters.

**Module:** DSPXPDDU

---

**DSPM052I** A hex string must have an even number of hex digits.

**Explanation:** The key string is declared as a hexadecimal string; there must be an even number of hexadecimal characters within the string value but there are not. The hexadecimal format is in the form of X'nn' or 'nn'X; X'nn' can contain characters 0 through 9, A through F, and a through f.

**System action:** The key string is not saved until the syntax is corrected.

**Programmer response:** Change the key string so that it contains an even number of hexadecimal characters, for example: X'34'

**Module:** DSPXPDDU

---

**DSPM054I** Unknown prefix: *prefix*

**Explanation:** The format for a key string could not be determined. A key string type can be in either character or hexadecimal format.

**System action:** The key string is not saved until the syntax is corrected.

**Programmer response:** Define the format for the key string by using the character C for character or X for hexadecimal.

**Module:** DSPXPDDU

---

**DSPM053I** There are conflicting string types: *prefix* and *suffix*

**Explanation:** A key string type can be in either character or hexadecimal format. The type of format can be identified by the leading or trailing character. In this case, the type could not be determined.

---

**DSPM055I** Unknown suffix: *suffix*

**Explanation:** The format for a key string could not be determined. A key string type can be in either character or hexadecimal format.

**System action:** The key string is not saved until the syntax is corrected.

**Programmer response:** Define the format for the key string by using the character C for character or X for hexadecimal.

**Module:** DSPXPDDU

---

**DSPM056I** There is an unrecognized string type at end of string: *suffix*

**Explanation:** The format for a key string could not be

## DSPM057I • DSPM067I

determined. A key string type can be in either character or hexadecimal format.

**System action:** The key string is not saved until the syntax is corrected.

**Programmer response:** Define the format for the key string by using the character C for character or X for hexadecimal.

**Module:** DSPXPDDU

---

**DSPM057I** The high key value or partition selection string was longer than 256 bytes.

**Explanation:** The data for the high key value or partition selection string was too long. The maximum length is 256 bytes.

**System action:** The key string is not saved until the syntax is corrected.

**Programmer response:** Change the key string so that it is only 256 bytes long.

**Module:** DSPXPDDU

---

**DSPM060I** Chars '*text*'- not found in any partition.

**Explanation:** The find command did not find the desired text. The find command searched from the current table position to the bottom of the partition list.

**Programmer response:** Press the PF5 key to repeat the search from the top of the list. If the search string is not found in any partition, make sure the search string is correct.

**Module:** DSPXPDDU

---

**DSPM061I** Duplicate partition named *partition* already exists.

**Explanation:** Partition names must be unique. The partition name indicated by *partition* has already been defined for this database.

**System action:** The partition is not created and the panel continues to display.

**Programmer response:** Change the partition name so that it is unique.

**Module:** DSPXPDDU

---

**DSPM062I** The input data set, *inputds*, contains no key or string values.

**Explanation:** The input data set must contain records with key or string values. The input data set indicated by *inputds* did not have any records containing key or string values.

**System action:** No partitions are created until the input data set contains valid records.

**Programmer response:** Use the editor to add new records.

**Module:** DSPXPDDU

---

**DSPM063I** The input data set, *inputds*, contains blank lines.

**Explanation:** The input data set indicated by *inputds* contains lines which have no key or string values.

**System action:** No partitions are created until the input data set contains valid records.

**Programmer response:** Use the editor to remove the empty lines or add an asterisk to turn them into comment lines.

**Module:** DSPXPDDU

---

**DSPM064I** THE DATABASE *dbname*, IS NOT DEFINED IN RECON

**Explanation:** The name of the database you specified was not defined in RECON as a HALDB.

**Programmer response:** Verify that the data set name is specified correctly. If the name is correct, make sure the proper RECON data sets are being used.

**Module:** DSPXPDDU

---

**DSPM065W** A problem exists with import data set *name: description*

**Explanation:** The import data set indicated by *name* cannot be processed. The message displays information returned by the SYSDSN function of the REXX language.

**System action:** The import is not performed because there is a problem with the import data set.

**Programmer response:** Resolve the problem that is identified in the message. If the data set does not exist, make sure you specified the name correctly.

**Module:** DSPXPDDU

---

**DSPM066I** Search for *string* was successful.

**Explanation:** The search found the specified character.

**Module:** DSPXPDDU

---

**DSPM067I** *string* was not found. Press RFIND key to continue from top.

**Explanation:** The search did not find the specified character.

**Programmer response:** Press the RFIND key to continue the search from the top of the partition list.

**Module:** DSPXPDDU



---

**DSPM068I Find cancelled by the cancel command.**

**Explanation:** The find request was not processed because the user pressed the Cancel key.

**Module:** DSPXPDDU

---

**DSPM069I Group information has been set.**

**Explanation:** The group information has been set as part of the definition of a partition or as part of the partition defaults; however, the information is not actually saved until the partition is saved.

**Module:** DSPXPDDU

---

**DSPM070I Database *dbname* is already registered in RECON, but not as a partitioned database.**

**Explanation:** The database is already registered in the RECON data set; however, it is not defined in RECON as a HALDB.

**System action:** The HALDB is not defined in the RECON data set.

**Programmer response:** Remove the database from RECON, define it as a HALDB, then add the database back to RECON.

**Module:** DSPXPDDU

---

**DSPM072W Character or hex string does not start or end properly at line *linenum*.**

**Explanation:** The key string started with C' or X' but did not end with a quote character, or the key string started with a quote character but did not end with a 'C or 'X.

**System action:** Partitions are not created until the input data set is correct.

**Programmer response:** Change the key string at the line specified in the message so that it contains the proper syntax.

**Module:** DSPXPDDU

---

**DSPM073W Hex string contains characters other than a/f, A/F or 0/9 at line *linenum*.**

**Explanation:** The hexadecimal string contains an illegal character at the line indicated by *linenum*.

**System action:** Partitions are not created until the input data set is correct.

**Programmer response:** Enter valid hexadecimal characters for the hexadecimal string. Valid characters are A-F, a-f, and 0-9.

**Module:** DSPXPDDU

---



---

**DSPM074W Null string is found at line *linenum*.**

**Explanation:** A null string (a string with no contents) is not allowed.

**System action:** Partitions are not created until the input data set is correct.

**Programmer response:** You can delete the line, add a character to the string, or put an asterisk in column 1 (to make it a comment).

**Module:** DSPXPDDU

---

**DSPM075W A blank line is found at line *linenum*.**

**Explanation:** A blank line is not allowed in the input file.

**System action:** Partitions are not created until the input data set is correct.

**Programmer response:** Remove the blank line or replaced it with valid data.

**Module:** DSPXPDDU

---

**DSPM076W Length of character key > 256 or hex key > 512 at line *linenum*.**

**Explanation:** The length of a key string exceeds the maximum value allowed.

**System action:** Partitions are not created until the input data set is correct.

**Programmer response:** The key string was too long. Change the key string so that the length is less than or equal to 256 characters.

**Module:** DSPXPDDU

---

**DSPM077W Hex string does not contain even numbers of characters at line *linenum*.**

**Explanation:** A hexadecimal string was encountered that contains an odd numbers of characters. Even numbers of characters are required.

**System action:** Partitions are not created until the input data set is correct.

**Programmer response:** Change the hexadecimal string so that there are an even number of hexadecimal digits.

**Module:** DSPXPDDU

---

**DSPM078W x/X for hex string or c/C for character string appear at both start and end of the string at line *linenum*.**

**Explanation:** Only one x/X or c/C character is allowed in the string in only one location, at the start or end of the string.

**System action:** Partitions are not created until the input data set is correct.

## DSPM080W • DSPM087W

**Programmer response:** Remove the leading or trailing key string identifier (an X or a C). It is usually easier to remove the trailing identifier.

**Module:** DSPXPDDU

---

**DSPM080W OPEN table failed. Check data set/member name specified on the panel.**

**Explanation:** Data set or data member specified on the panel cannot be found, or the member specified is not a valid table name.

**System action:** The table could not be opened. The import is not performed.

**Programmer response:** Make sure that the data set and member exist. Make sure that the data set is not in use by someone else.

**Module:** DSPXPDDU

---

**DSPM081W Import failed for partition *name* because of DBRC rc = *code***

**Explanation:** The import failed because DBRC detected an error while processing the database indicated by *name*. An internal error in the IMS Partitioned Database Definition Utility was detected. *code* indicates the nature of the error. Generally, the values have meaning only to IBM service representatives.

**System action:** The import is not performed for the partition. Other partitions might have been imported successfully.

**Programmer response:** There is usually a more specific message describing the error in the log file. If the problem persists, contact the IBM Support Center for assistance.

**Module:** DSPXPDDU

---

**DSPM082I Count of a total *count2* partitions from table *name* were imported to database successfully.**

**Explanation:** The partitions were successfully imported into the database. In the message text:

*Count* The number of partitions successfully imported into the database

*count2* The total number of partitions from the table

**Module:** DSPXPDDU

---

**DSPM083I Start Import to DBN=*DBNAME*. from MEM=*member* in DSN=*dataset*. Options=*option*.**

**Explanation:** This is a status message that appears near the beginning of message log that informs users' of DBN, DSN, and MEM options.

---

In the message text:

*DBNAME*

The name of the database being imported.

*member* The name of the PDS member that will be used as input for the import.

*dataset* The name of the data set that contains the member.

*option* The option selected for import processing:

- 1 Indicates that import processing should stop when there is a problem.
- 2 Indicates that the import process should continue importing the remaining partitions even when some partitions cannot be imported.

**Module:** DSPXPDDU

---

**DSPM084I Import successful for partition *name*.**

**Explanation:** The import was successful for the partition indicated by *name*. No errors were found.

**Module:** DSPXPDDU

---

**DSPM085I Imports start at *date time*.**

**Explanation:** The imports began at the time indicated by *date time*.

**Module:** DSPXPDDU

---

**DSPM086W Enter a value between 1 and 2.**

**Explanation:** You must specify one of the following types of import processing:

- 1 Indicates that import processing should stop when there is a problem.
- 2 Indicates that the import process should continue importing the remaining partitions even when some partitions cannot be imported.

**Module:** DSPXPDDU

---

**DSPM087W Import process terminated on detection of first error from DBRC.**

**Explanation:** The import process terminated after DBRC detected an error. Terminating the import after detection of an error is an option that was specified by the user.

**System action:** The import was terminated.

**Programmer response:** Examine the import log for preceding messages that indicated the type of problem encountered. Resolve the error indicated by that message.

**Module:** DSPXPDDU

---

---

**DSPM088E Program DSPXPDDU cannot execute outside of ISPF.**

**Explanation:** The DSPXPDDU program cannot be executed outside of ISPF.

**System action:** HALDB or DSPXRUN terminates without performing any action.

**Programmer response:** Start ISPF and execute the HALDB command. For batch import, use the ISPSTART command to start ISPF.

**Module:** DSPXPDDU

---

**DSPM089W The IMPORT operands specified are invalid or missing.**

**Explanation:** The IMPORT command syntax is not correct. Keywords DSN, DBN, or MEM might be missing or values specified for them are not correct or not enclosed in parenthesis. For the OPT keyword, the only valid values are 1 and 2:

- 1 Indicates that import processing should stop when there is a problem.
- 2 Indicates that the import process should continue importing the remaining partitions even when some partitions cannot be imported.

**System action:** No import is performed.

**Programmer response:** Provide proper command syntax for the IMPORT command.

**Module:** DSPXPDDU

---

**DSPM090E A problem exists with DBD data set name: description.**

**Explanation:** The DBD data set indicated by *name* cannot be processed. The information indicated by *description* is returned by the SYSDSN function of the REXX language.

**System action:** The configuration is not saved.

**Programmer response:** Try to resolve the problem identified in the message. Use ISPF 3.2 or a similar utility to list data set information and verify that the data set exists and is available.

**Module:** DSPXPDDU

---

**DSPM091E A problem exists with the RECON data set name: description.**

**Explanation:** The RECON data set indicated by *name* cannot be processed. This information indicated by *description* is returned by the SYSDSN function of the REXX language.

**System action:** The configuration is not saved.

**Programmer response:** Try to resolve the problem identified in the message. Use ISPF 3.2 or a similar

utility to list data set information and verify that the data set exists and is available.

**Module:** DSPXPDDU

---

**DSPM092E File allocation failed for file in configuration cfgname: message**

**Explanation:** An error occurred while issuing the ALLOCATE command for the file indicated by *file*. See the additional description at the end of the message for more information.

In the message text:

*file* The file for which the ALLOCATE command failed.

*cfgname* The configuration name specified in the panel.

*message* The message indicates the problem. For example, 'dataset not found'.

**System action:** The configuration is not saved.

**Programmer response:** Try to resolve the problem identified in the message. Use ISPF 3.2 or a similar utility to list data set information and verify that the data set exists and is available.

**Module:** DSPXPDDU

---

**DSPM093W An enqueue failed for dbname, using RECON data set recon. This will prevent you from modifying the database.**

**Explanation:** The database is in use by another person. You can only display partition information and will not be allowed to modify the information.

**Module:** DSPXPDDU

---

**DSPM094W A modify is not allowed: someone else is using database dbname**

**Explanation:** The database is in use by another person. You cannot modify any partitions. Message DSPM093W appeared previously as a warning.

**Module:** DSPXPDDU

---

**DSPM096I The master database information for DBNAME was defined successfully.**

**Explanation:** The HALDB master information for the database you are defining was saved to the RECON data set.

**Module:** DSPXPDDU

---

**DSPM097W The name of the partition selection routine was cleared. You must set the high key values for each partition before it can be used.**

**Explanation:** The partition selection strings for all

## DSPM098W • DSPM106W

partitions were cleared after you removed the partition selection routine name.

**System action:** The partition selection strings were cleared.

**Programmer response:** Set the high key values again.

**Module:** DSPXPDDU

---

**DSPM098W** The master database for *DBNAME* now uses a partition selection routine.

**Explanation:** The HALDB was changed from using high keys to using a partition selection routine. The high keys remain in the partition definitions and can be used as partition string data.

**Programmer response:** Update the partition string data, if necessary.

**Module:** DSPXPDDU

---

**DSPM099W** One of the partitions is currently authorized. You cannot make a change to the master database information at this time.

**Explanation:** One of the partitions is currently being used. You cannot modify the HALDB master information until it is available.

**Module:** DSPXPDDU

---

**DSPM100W** The input data set, *data set*, was not found.

**Explanation:** The input data set does not exist.

**System action:** Partitions were not created because the input data set contains the key strings.

**Programmer response:** Make sure the specified data set exists and is available.

**Module:** DSPXPDDU

---

## DSPM messages DSPM101W-DSPM145I

This topic contains the following messages:

---

**DSPM101W** Open failed for *data set*.

**Explanation:** The input data set could not be opened.

**System action:** Processing is not performed.

**Programmer response:** Make sure the input data set exists and that it is not being used.

**Module:** DSPXPDDU

---

**DSPM102W** A member was specified but *data set* is a sequential data set.

**Explanation:** A member name was specified but the data set is a sequential data set.

**System action:** Processing is not performed.

**Programmer response:** If the data set is sequential, remove the member name.

**Module:** DSPXPDDU

---

**DSPM103W** *Dataset* has an unsupported record format.

**Explanation:** The input data set has an unsupported record format. Only fixed-block and variable-block records are supported.

**System action:** Processing is not performed.

**Programmer response:** Specify a data set that is fixed block or variable blocked.

**Module:** DSPXPDDU

---

**DSPM104W** *Dataset* has an unsupported data set organization.

**Explanation:** The input data set has an unsupported data set organization. Only partitioned and sequential data sets are supported.

**System action:** Processing is not performed.

**Programmer response:** Specify a data set that is sequential or partitioned.

**Module:** DSPXPDDU

---

**DSPM105W** Member *member* was not found in *data set*.

**Explanation:** The member name you specified was not a member of the input data set.

**System action:** Processing is not performed.

**Programmer response:** Verify that the member name was the correct one and that it exists in the specified data set.

**Module:** DSPXPDDU

---

**DSPM106W** The data set *data set* has records longer than 540.

**Explanation:** The input data set must have record lengths less than 540 bytes.

**System action:** Processing is not performed.

**Programmer response:** Use a data set that has record lengths less than or equal to 540.

**Module:** DSPXPDDU

**DSPM107W** The input data set, *data set*, contains errors.

**Explanation:** An error was found in the records of the input data set.

**System action:** Processing is not performed.

**Programmer response:** Examine the messages in the displayed file for more information about the errors. The errors will be related to the key string values or the syntax.

**Module:** DSPXPDDU

**DSPM108I** No changed fields were detected. Use the CANCEL command to leave.

**Explanation:** No fields were changed on the panel.

**System action:** No processing is performed when you press the Enter key.

**Programmer response:** Use the Cancel function key to leave the panel.

**Module:** DSPXPDDU

**DSPM109I** Changes to the master database information were successful.

**Explanation:** The changes to the HALDB master information were saved to the RECON data sets.

**Module:** DSPXPDDU

**DSPM110E** File deallocation failed for *ddname*: *freemsg*

**Explanation:** An error occurred when DSPXXALX issued the FREE command for the file identified in *ddname*.

*ddname* The file for which the FREE command failed.  
*freemsg* The TSO message returned by the FREE command.

**Programmer response:** Try to resolve the problem identified in the message. For example, use the TSO LISTA command to see if the IMS RECON or DBDLIB data sets are still allocated. From the ISPF command shell, option 6, issue the TSO FREE command for the IMS and RECON *ddnames* to free the data sets.

**Module:** DSPXPDDU

**DSPM111I** Invalid Partition High key value. The partition high key length of *keylength* is longer than the root key length of *rootlength*.

**Explanation:** The high key value specified is longer than the length specified in the DBD gen. A longer key is not allowed.

In the message text:  
*keylength*

The length of the key that you specified.

*rootlength*

The maximum key length specified during the DBD generation.

**System action:** Processing is not performed.

**Programmer response:** Change the high key value so that its length is less than or equal to the maximum allowable length. Keys that are shorter than the allowable key length are padded with X'FF'.

**Module:** DSPXPDDU

**DSPM112W** Invalid Partition High key value. Character or hex string does not start/end properly.

**Explanation:** The syntax of the high key value is incorrect.

**System action:** Processing is not performed.

**Programmer response:** Change the key string so that it adds or ends correctly. Make sure that the string starts or ends with a quote.

**Module:** DSPXPDDU

**DSPM113W** Invalid Partition High key value. Hex string contains characters other than a/f, A/F or 0/9.

**Explanation:** The hexadecimal string contains non-hexadecimal characters.

**System action:** Processing is not performed.

**Programmer response:** Make sure that the string only contains valid hexadecimal characters.

**Module:** DSPXPDDU

**DSPM114W** Invalid Partition High key value. Null string is found.

**Explanation:** Blank lines are not allowed.

**System action:** Processing is not performed.

**Programmer response:** Remove the blanks lines from the input file or add an asterisk in the first column to turn the blank lines into comments.

**Module:** DSPXPDDU

---

**DSPM115W Invalid Partition High key value. Comments are not allowed.**

**Explanation:** Comments are not allowed in the high key field.

**System action:** Processing is not performed.

**Programmer response:** Replace the asterisk that is in the first character position with a different character.

**Module:** DSPXPDDU

---

**DSPM116W Invalid Partition High key value. Length of character key > 256 or hex key > 512.**

**Explanation:** The partition high key value is longer than the supported length of 256.

**System action:** Processing is not performed.

**Programmer response:** Delete characters from the high key value so that it is no longer too long.

**Module:** DSPXPDDU

---

**DSPM117W Invalid Partition High key value. Hex string does not contain even numbers of characters.**

**Explanation:** There must be an even number of hexadecimal numbers.

**System action:** Processing is not performed.

**Programmer response:** Change the hexadecimal string so that there are an even number of hexadecimal digits.

**Module:** DSPXPDDU

---

**DSPM118W Invalid Partition High key value. x/X for hex string or c/C for character string appear at both start/end of the string.**

**Explanation:** Only one x/X or c/C character is allowed in the string in only one location, at the start or end of the string.

**System action:** Processing is not performed.

**Programmer response:** Remove the leading or trailing key string identifier (an X or a C). It is usually easier to remove the trailing identifier.

**Module:** DSPXPDDU

---

**DSPM120E The saved definition does not match the DBDLIB: *group count***

**Explanation:** The HALDB master definition being imported differs from the definition in the DBDLIB member. The data set group count is different.

**System action:** The import function does not process the partitions.

**Programmer response:** Change the DBD definition to

match the database being imported. Use the same data set group count.

**Module:** DSPXPDDU

---

**DSPM121E The saved definition does not match the DBDLIB: *access method***

**Explanation:** The HALDB master definition being imported differs from the definition in the DBDLIB member. The access method is different.

**System action:** The import function does not process the partitions.

**Programmer response:** Change the DBD definition to match the database being imported. Use the same access method.

**Module:** DSPXPDDU

---

**DSPM122E The saved definition does not match the DBDLIB: *database name***

**Explanation:** The HALDB master definition being imported differs from the definition in the DBDLIB member. The database name is different.

**System action:** The import function does not process the partitions.

**Programmer response:** Change the DBD definition to match the database being imported. Use the same database name.

**Module:** DSPXPDDU

---

**DSPM123E The function '*function*' is not supported.**

**Explanation:** A batch function other than IMPORT was specified. No other functions are allowed.

**System action:** No processing is performed.

**Programmer response:** Make sure that "import" is spelled correctly and is the first word following the DSPXRUN command.

**Module:** DSPXPDDU

---

**DSPM124W The database cannot be deleted. A partition is currently authorized.**

**Explanation:** A partition is currently being used by IMS or another utility and cannot be deleted.

**Programmer response:** Make sure the database and all of its partitions are stopped.

**Module:** DSPXPDDU

---

---

**DSPM125W** The partition is currently authorized and cannot be deleted.

**Explanation:** A partition is currently being used by IMS or another utility and cannot be deleted.

**Programmer response:** Make sure the partition is stopped.

**Module:** DSPXPDDU

---

**DSPM126W** IMS configurations need to be saved to the ISPTABL file, but it is not allocated.

**Explanation:** An ISPTABL data set must be allocated before you can use the IMS configurations panels. The same data set must also be in your ISPTLIB data set.

**System action:** Processing is not performed.

**Programmer response:** Allocate the ISPTABL data set outside of ISPF and allocate the same data set in your ISPTLIB data set.

**Module:** DSPXPDDU

---

**DSPM127W** Changes to this partition affect another partition that is in use.

**Explanation:** A change being made to a partition affects another partition that is currently in use. All affected partitions must be unauthorized. This message might display when a partition will be added, changed, or deleted.

**System action:** Processing is not performed.

**Programmer response:** Make sure that the affected partition is stopped. Keep in mind that the partition that is still in use is not the partition that was being modified.

**Module:** DSPXPDDU

---

**DSPM128W** The data set prefix name cannot contain quote characters.

**Explanation:** The data set name prefix is not a data set; it is the prefix for a name that will be dynamically built. The actual name will consist of this prefix, the partition ID, and the type of data set. Because the data set prefix is not a data set name, it cannot be fully qualified; that is, it cannot contain quotes.

**System action:** Processing is not performed.

**Programmer response:** Remove the quote characters from the data set name prefix and press the Enter key to continue.

**Module:** DSPXPDDU

---

**DSPM130W** The name is missing or invalid.

**Explanation:** The field requires a valid name. One of the following is true:

- The name is missing.
- The name contains invalid characters.

**System action:** Processing is not performed.

**Programmer response:** Ensure the name is spelled correctly and follows normal name syntax. Correct the problem and press the Enter key to continue processing.

**Module:** DSPXPDDU

---

**DSPM131W** The value contains imbedded blanks.

**Explanation:** The value should be appear as a single word or number, with no blank characters in the middle.

**System action:** The panel is displayed again.

**Programmer response:** Ensure the name is spelled correctly and follows normal name syntax. Correct the problem and press the Enter key to continue processing.

**Module:** DSPXPDDU

---

**DSPM132W** The name must be an alphanumeric value.

**Explanation:** The name entered contains characters that cannot be used in a name.

**System action:** The panel is redisplayed.

**Programmer response:** Ensure the name is spelled correctly and follows normal name syntax. Correct the problem and press Enter to continue processing.

**Module:** DSPXPDDU

---

**DSPM133W** The first character must be alphabetic

**Explanation:** The first character of a name must be an alphabetic or national character.

**System action:** The panel is displayed again.

**Programmer response:** Ensure the name is spelled correctly and follows normal name syntax. Correct the problem and press Enter to continue processing.

**Module:** DSPXPDDU

---

**DSPM134W** The value is not correct, type = *code*

**Explanation:** The field failed validity checking, however, an internal error prevents a specific message from being displayed. The *code* value indicates the type of the error. Generally, the value has meaning only to IBM service representatives.

**System action:** The panel is redisplayed.

## DSPM135W • DSPM141W

**Programmer response:** If the problem persists, contact the IBM Support Center and report the error and type value. The value only has meaning to IBM personnel.

**Module:** DSPXPDDU

---

**DSPM135W** The only partition status value you can type is 'DISABLE'.

**Explanation:** The partition status field is normally blank. The only value you can type at this time is DISABLE. There are no abbreviations.

**System action:** The panel is redisplayed.

**Programmer response:** Remove the information from the field and press the Enter key. If you want to disable the partition, type DISABLE and press the Enter key.

**Module:** DSPXPDDU

---

**DSPM136W** Enter a numeric value greater than zero.

**Explanation:** Either a blank field was entered or a zero was typed in a field expecting a numeric value.

**System action:** The panel is displayed again.

**Programmer response:** Type a numeric value and press the Enter key to continue processing.

**Module:** DSPXPDDU

---

**DSPM137W** Set the partition status to 'ENABLE' or press the Cancel key.

**Explanation:** The partition status is currently 'disabled'. The only value you can enter on this panel is ENABLE. No abbreviations are accepted.

**System action:** The panel is redisplayed.

**Programmer response:** If you want to enable the partition, type ENABLE and press the Enter key. If you do not want to enable the partition, press the Cancel key.

**Module:** DSPXPDDU

---

**DSPM138I** The partition high key contains non-display characters.

**Explanation:** The partition high key or selection string contains non-display characters. The characters consist of hexadecimal number combinations that do not represent valid keyboard characters.

The INFO line contains the high key value in a different format. To use that line, delete the first data line and type 'MD' in the line command column, to the left of the INFO line.

**System action:** The ISPF editor displays the high key in HEX ON mode.

**Programmer response:** You can overtype displayed

characters in the data line, or type hexadecimal values in the hexadecimal line.

To use the INFO line, delete the first data line and type 'MD' in the line command column, to the left of the INFO line. Edit the hexadecimal string as required. Press F3 to save, or use the CANCEL command to leave without changing the value.

**Module:** DSPXPDDU

---

**DSPM139I** Update in HEX mode, or use MD command to edit the 'info' line.

**Explanation:** Edit the high key value using the ISPF editor commands valid in HEX ON mode. You can type over displayed characters or type hexadecimal values in the lines showing the hexadecimal representation of the high key value.

The INFO line contains the high key value in a different format. To use that line, delete the first data line and type 'MD' in the line command column, to the left of the INFO line.

**System action:** The editor shows the high key in HEX ON mode.

**Programmer response:** You can overtype displayed characters in the data line, or type hexadecimal values in the hexadecimal line.

To use the INFO line, delete the first data line and type 'MD' in the line command column, to the left of the INFO line. Edit the hexadecimal string as required. Press F3 to save, or use the CANCEL command to leave without changing the value.

**Module:** DSPXPDDU

---

**DSPM140I** The partition list has been refreshed.

**Explanation:** The user used the action bar to select 'View' and 'Refresh'.

**System action:** The partition list was retrieved from the RECON data sets and redisplayed.

**Programmer response:** No action is required.

**Module:** DSPXPDDU

---

**DSPM141W** This application will not work properly with keylists turned off.

**Explanation:** The KEYLIST OFF command was used for the global ISPF function key settings.

**Tip:** Reset the keylist setting by using the KEYLIST ON command in the ISPF command line.

Some panels have function keys set to unique commands and if keylists are turned off, the function requested may not work properly.

**System action:** The Partition Definition Utility will continue to operate with KEYLIST OFF setting.



**Programmer response:** To use the function keys defined for this application, type the KEYLIST ON command in the command line and press the Enter key.

**Module:** DSPXPDDU

**DSPM142I** Start export to MEM=*dspxm*em in DSN=*dspxd*sn from DBN=*DBNAME*.

**Explanation:** The user requested the export of the database.

**System action:** The information about the database is saved in the data set specified.

**Programmer response:** No action is required.

**Module:** DSPXPDDU

**DSPM143I** The export file contains partition *partname*.

**Explanation:** The user requested the export of the database. The partition names are listed as an aid if there are subsequent problems.

**System action:** The information about the database is saved in the data set specified. While each partition is listed individually, the save is done for the entire list at one time.

**Programmer response:** No action is required.

**Module:** DSPXPDDU

**DSPM144W** PARTITION IS BEING REORGANIZED BY OLR

**Explanation:** The user requested to change the partition free space attributes, but the partition is currently undergoing HALDB Online Reorganization.

**System action:** The request to change the partition fails. The free space percentage factor and the free block frequency factor are left unchanged for the specified partition.

**Programmer response:** No action is required.

**Module:** DSPXPDDU

**DSPM145I** THE INPUT DATASET HAS A DUPLICATE KEY AT LINE *xx*.

**Explanation:** There is a duplicate high key at line number *xx* in the key data set. The Partition Definition utility checks for duplicate keys in the first 1001 key entries. The utility does not accept duplicate keys.

**System action:** Processing is not performed.

**Programmer response:** Modify the high key data set so that all the keys are unique. Then run Partition Definition utility again.

**Module:** DSPXPDDU



---

## Chapter 8. DXR messages (IRLM)

Internal resource lock manager (IRLM) messages have a prefix of DXR.

IRLM messages and codes are available in IRLM messages and codes.



---

## Chapter 9. FRP messages (Repository Server)

Messages issued by the Repository Server have the prefix FRP.

---

**FRP0001E**    **Server terminating due to an error condition.**  
**Feedback:** *feedback\_word1 feedback\_word2 feedback\_word3*

**Explanation:** An unsupported error condition has occurred. The Repository Server must terminate because its integrity is unknown.

In the message text, feedback words provide IBM diagnostic and debugging information. The three feedback words indicate the module ID and the internal reason code for the module in which the error was generated.

**System action:** Processing ends unconditionally, and the Repository Server terminates.

**User response:** Contact IBM Software Support with the feedback information to diagnose the error.

**Module:** FRPSINIT FRPSINTQ FRPSIOCQ FRPSIORQ FRPSIOVA

---

**FRP0002E**    **The server experienced an error condition.**  
**Feedback:** *feedback\_word1 feedback\_word2 feedback\_word3*

**Explanation:** An unsupported error has occurred in the Repository Server. The server can continue processing.

In the message text, feedback words provide IBM diagnostic and debugging information. The three feedback words indicate the module ID and the internal reason code for the module in which the error was generated.

**System action:** Processing ends for the affected thread, but the server attempts to continue processing.

**User response:** Contact IBM Software Support with the feedback information to diagnose the error.

**Module:** FRPSAUD FRPSAUDQ FRPSCOMQ FRPSHSH FRPSINIT FRPSINTQ FRPSINTQ FRPSIOCQ FRPSIOH FRPSIORQ FRPSIOU FRPSIOV FRPSIOVA FRPSLCK FRPSREQQ FRPSSCMD FRPSSDA FRPSSDMP FRPSSEC FRPSSHUT FRPSTCPQ FRPSTCPT FRPSTCPT FRPSTDMP FRPSTERM FRPSXCFT.

---

**FRP0003E**    **Repository initialization error in**  
*modname, rqstname RC=rc RSN=rsn*

**Explanation:** An unsupported error condition

occurred in module for the request name specified in the message. The error return and reason codes from the request are listed in the message.

In the message text,  
*modname*

Indicates the name of the module in error.

*rqstname*

Indicates the name of the request in error. The supported value is CSLSCREG.

*rc*

Indicates the return code from the request in error. For the CSLSCREG request, see macro CSLSRR for the meaning of the return code.

*rsn*

Indicates the reason code from the request in error. For the CSLSCREG request, see macro CSLSRR for the meaning of the reason code.

**System action:** The server continues processing.

**User response:** Fix the error for the request in error and restart the Repository Server.

**Module:** FRPSINIT FRPSINTQ

---

**FRP0006E**    **Unable to load Catalog Search Interface routine IGGCSI00.**  
**Info=***LOAD\_abend\_code / LOAD\_reason\_code*

**Explanation:** As part of server initialization, the server attempted to load the z/OS Catalog Search Interface (CSI) routine, and this load operation failed.

In the message text:

*LOAD\_abend\_code*

Identifies the abend code returned by the failing LOAD macro.

*LOAD\_reason\_code*

Identifies the reason code returned by the failing LOAD macro.

**System action:** Processing ends unconditionally, and the server terminates.

**User response:** See the response and reason codes for the IGGCSI00 subroutine, and take appropriate action.

**Module:** FRPSIOV.

**Related reference:**

 z/OS DFSMS: Catalog Search Interface User's Guide

---

**FRP0007E**    **Repository data set not found.**  
**DSN=***data\_set\_name*

**Explanation:** During repository open processing, a

## FRP0008E • FRP0013E

repository data set was not found.

**System action:** The repository is placed in stopped state and cannot be accessed. If the repository is the Repository Server (RS) catalog repository, the RS terminates.

**User response:** Ensure that the data set name is correct and that the data set is cataloged on the z/OS system.

**Module:** FRPSIOVA

---

**FRP0008E Invalid repository data set name.**  
*DSN=data\_set\_name*

**Explanation:** During repository open processing, a repository data set *data\_set\_name* was found to be an invalid VSAM KSDS name.

**System action:** The repository is placed in stopped state and cannot be accessed. If the repository is the Repository Server (RS) catalog repository, the RS terminates.

**User response:** Ensure that the data set conforms to the naming rules for a VSAM KSDS.

**Module:** FRPSIOVA

---

**FRP0009E Repository data set invalid.**  
**Non-spanned VSAM KSDS required.**  
*DSN=data\_set\_name*

**Explanation:** During repository open processing, a repository data set was found not to be a VSAM key-sequenced data set (KSDS), or it was found to be a VSAM KSDS that allows spanned records.

**System action:** The repository is placed in stopped state and cannot be accessed. If the repository is the Repository Server (RS) catalog repository, the RS terminates.

**User response:** Enter the name of a valid VSAM KSDS, or correct the data set definition.

**Module:** FRPSIOV

---

**FRP0010E Repository data set DYNALLOC error**  
*RC=rc RSN=rsn.*  
*DSN=data\_set\_name*

**Explanation:** During repository open processing, an attempt to dynamically allocate (DYNALLOC) a repository data set failed.

In the message text:

*rc* Identifies the reason code returned by DYNALLOC.

*rsn* Identifies the reason code returned by DYNALLOC.

*data\_set\_name*  
Identifies the repository data set name.

**System action:** The repository is placed in stopped

state and cannot be accessed. If the repository is the Repository Server (RS) catalog repository, the RS terminates.

**User response:** Information messages accompany this error. Search for FRP0011I. The return and reason codes are produced by DYNALLOC (SVC99).

**Module:** FRPSIOVA.

**Related reference:**

 z/OS: Interpreting DYNALLOC return codes

**Related information:**

“FRP0011I”

---

**FRP0011I Variable information from DYNALLOC.**

**Explanation:** This information message accompanies error message FRP0010E. This information was returned by DYNALLOC about the request failed, and is reformatted as a Repository Server information message.

**System action:** See the information about the system action for FRP0010E.

**User response:** Use this information to help diagnose and correct the error associated with the FRP0010E message.

**Module:** FRPSIOVA

**Related information:**

“FRP0010E”

---

**FRP0012E Insufficient access authority to repository data set.**  
*DSN=data\_set\_name*

**Explanation:** During repository open processing, an attempt to access a repository data set failed because the server has insufficient RACF (or similar) privileges.

**System action:** The repository is placed in stopped state and cannot be accessed. If the repository is the Repository Server (RS) catalog repository, the RS terminates.

**User response:** Change the data set access privileges as necessary.

**Module:** FRPSIOV

---

**FRP0013E Invalid repository data set. REUSE attribute is required.**  
*DSN=data\_set\_name*

**Explanation:** During repository open processing, a repository data set without the REUSE attribute was found.

**System action:** The repository is placed in stopped state and cannot be accessed. If the repository is the Repository Server (RS) catalog repository, the RS terminates.

**User response:** Enter the name of a valid VSAM KSDS, or adjust the data set definition to include the REUSE attribute.

**Module:** FRPSIOV

---

**FRP0014E**    **Repository data set call error**  
**RC=VSAM\_return\_code**  
**ACBERFLG=access\_control\_blk\_error\_flag.**  
**DSN=data\_set\_name**

**Explanation:** An unsupported error condition occurred on a VSAM data set OPEN or CLOSE call.

In the message text:

*call*        Identifies the type of VSAM function that was attempted (OPEN or CLOSE).

*VSAM\_return\_code*

The VSAM return code.

*access\_control\_blk\_error\_flag*

Identifies the reason code in the ACBERFLG field of the ACB.

*data\_set\_name*


Identifies the name of the repository data set.

**System action:** The repository is placed in stopped state and cannot be accessed. If the repository is the Repository Server (RS) catalog repository, the RS terminates.

**User response:** For additional information about this VSAM error, see *z/OS DFSMS Macro Instructions for Data Sets*.

**Module:** FRPSIOV

**Related information:**

 z/OS: VSAM macro return and reason codes

---

**FRP0015E**    **Invalid RID data set. Use KEYS (128 0).**  
**Repository:repository\_name**  
**Data set name:data\_set\_name**

**Explanation:** During repository open processing, data set validation identified a repository index data set with an invalid KEYS value.

**System action:** The repository is placed in stopped state and cannot be accessed. If the repository is the Repository Server (RS) catalog repository, the RS terminates.

**User response:** Redefine the repository index data set with KEYS(128 0).

**Module:** FRPSIORQ

---

**FRP0016E**    **Invalid RMD data set. Use KEYS (12 0).**  
**Repository:repository\_name**  
**Data set name:data\_set\_name**

**Explanation:** During repository open processing, data set validation identified a repository member data set (RMD) with an invalid KEYS value.

**System action:** The repository is placed in stopped state and cannot be accessed. If the repository is the Repository Server (RS) catalog repository, the RS terminates.

**User response:** Redefine the repository member data set with KEYS(12 0).

**Module:** FRPSIORQ

---

**FRP0017E**    **Invalid RID data set. Use RECORDSIZE(282,282).**  
**Repository:repository\_name**  
**Data set name:data\_set\_name**

**Explanation:** During repository open processing, data set validation identified a repository index data set with an invalid maximum RECORDSIZE value.

**System action:** The repository is placed in stopped state and cannot be accessed. If the repository is the Repository Server (RS) catalog repository, the RS terminates.

**User response:** Redefine the repository index data set with RECORDSIZE(282,282).

**Note:** Repository index data set records have a fixed length. Therefore, specify the same value for the average and maximum record sizes.

**Module:** FRPSIORQ

---

**FRP0018E**    **Invalid RMD data set. Use max RECORDSIZE >= 51 bytes.**  
**Repository:repository\_name**  
**Data set name:data\_set\_name**

**Explanation:** During repository open processing, data set validation identified a repository member data set (RMD) with an invalid maximum RECORDSIZE value.

**System action:** The repository is placed in stopped state and cannot be accessed. If the repository is the Repository Server (RS) catalog repository, the RS terminates.

**User response:** Redefine the repository member data set with a maximum RECORDSIZE of at least 51 bytes.

**Remember:** 51 bytes is the minimum value. It is not the recommended value.

**Module:** FRPSIORQ

---

**FRP0019E**    **Invalid repository data set SHAREOPTIONS. Use (2 3) or (1 3).**  
**Repository:repository\_name**  
**Data set name:data\_set\_name**

**Explanation:** During repository open processing, data set validation identified a repository data set with an invalid SHAREOPTIONS value.

**System action:** The repository is placed in stopped

state and cannot be accessed. If the repository is the Repository Server (RS) catalog repository, the RS terminates.

**User response:** Redefine the repository data set with SHAREOPTIONS (2 3) or SHAREOPTIONS(1 3).

**Module:** FRPSIORQ

**FRP0020E Inconsistent repository data set SHAREOPTIONS.**  
**Share options:** DATA (*data\_op1 data\_op2*),  
 INDEX (*idx\_op1 idx\_op2*)  
**Repository:***repository\_name*  
**Data set name:***data\_set\_name*

**Explanation:** During repository open processing, data set validation identified a repository data set with inconsistent SHAREOPTIONS values for the DATA and INDEX components.

**System action:** The repository is placed in stopped state and cannot be accessed. If the repository is the Repository Server (RS) catalog repository, the RS terminates.

**User response:** Change the data set definitions for the INDEX and DATA components to make them consistent. Use SHAREOPTIONS(2 3) or SHAREOPTIONS(1 3) for both components.

**Module:** FRPSIORQ

**FRP0021E Invalid repository data set control record.**  
**Repository:***repository\_name*  
**Data set name:***data\_set\_name*

**Explanation:** During repository open processing, data set validation identified a repository data set with a missing or invalid control record.

**System action:** The repository is placed in stopped state and cannot be accessed. If the repository is the Repository Server (RS) catalog repository, the RS terminates.

**User response:** The given repository data set is invalid. The likely causes are that an incorrect data set was specified, or that the data set is required to be emptied by the IDCAMS DELETE or DEFINE command.

**Module:** FRPSIORQ

**FRP0022E Inconsistent type data set maximum RECORDSIZE.**  
**Record size:** PRI=*primary\_type\_recordsizesize*,  
 SEC=*secondary\_type\_recordsizesize*  
**Repository:***repository\_name*

**Explanation:** During repository open processing, data set validation found primary and secondary repository data sets (either repository index data sets (RIDs) or

repository member data sets (RMDs)) with inconsistent maximum RECORDSIZE values.

In the message text:

*type* Either RID or RMD.

*primary\_type\_recordsizesize*

Identifies the RECORDSIZE option of either the primary RID or RMD (depending on *type*).

*secondary\_type\_recordsizesize*

Identifies the RECORDSIZE option of either the secondary RID or RMD (depending on *type*).

*repository\_name*

Identifies the name of the repository.

**System action:** The repository is placed in stopped state and cannot be accessed. If the repository is the Repository Server (RS) catalog repository, the RS terminates.

**User response:** Define the primary and secondary RID or RMD data sets with the same maximum RECORDSIZE values.

**Module:** FRPSIORQ

**FRP0023I Recoverable data set combination identified.**  
**Repository...:***repository\_name*  
**Primary RID...:***primary\_rid\_data\_set\_state*  
**Primary RMD...:***primary\_rmd\_data\_set\_state*  
**Secondary**  
**RID:***secondary\_rid\_data\_set\_state*  
**Secondary**  
**RMD:***secondary\_rmd\_data\_set\_state*

**Explanation:** During IMSRSC repository open processing, data set analysis found that one or more data sets must be recovered and that recovery processing is viable.

In the message text:

*repository\_name*

Indicates the name of the repository.

*primary\_rid\_data\_set\_state*

Indicates the state of the primary repository index data set (RID).

*primary\_rmd\_data\_set\_state*

Indicates the state of the primary repository member data set (RMD).

*secondary\_rid\_data\_set\_state*

Indicates the state of the secondary repository index data set.

*secondary\_rmd\_data\_set\_state*

Indicates the state of the secondary repository member data set.

**System action:** The Repository Server (RS) proceeds with recovery processing of the repository data set.

**User response:** No action is required.

**Module:** FRPSIORQ



---

**FRP0024E Non-recoverable data set combination identified.**

**Repository...:***repository\_name*  
**Primary RID...:***primary\_rid\_data\_set\_state*  
**Primary RMD...:**  
*primary\_rmd\_data\_set\_state*  
**Secondary**  
**RID:***secondary\_rid\_data\_set\_state*  
**Secondary**  
**RMD:***secondary\_rmd\_data\_set\_state*

**Explanation:** During repository open processing, data set analysis found that recovery of one or more data sets was required. However, it concluded that recovery processing was not viable with the data sets in their current state.

In the message text,  
*repository\_name*

Indicates the name of the repository.

*primary\_rid\_data\_set\_state*

Indicates the state of the primary repository index data set (RID).

*primary\_rmd\_data\_set\_state*

Indicates the state of the primary repository member data set (RMD).

*secondary\_rid\_data\_set\_state*

Indicates the state of the secondary repository index data set.

*secondary\_rmd\_data\_set\_state*

Indicates the state of the secondary repository member data set.

The state can be one of the following:

**Empty data set detected**

One or more data sets are empty.

**Update-in-progress state**

One or more of the data sets appear to have had an incomplete write operation.

**Data set consistency token** *token*

The data sets do not have the same consistency tokens, which suggests that one or more of the data sets belong to another repository. A recovery will not be attempted.

**Last-update timestamp** *timestamp*

The last-update time stamp of the repositories is inconsistent, which suggests an incomplete write operation. The time stamp format is:  
 YYYY/MM/DD HH:MM:SS.thmi ju

**System action:** The repository is placed in stopped state and cannot be accessed. If the repository is the Repository Server (RS) catalog repository, the RS terminates.

**User response:** If you want to try recovering data from the repository data sets, take a copy. Then, correct these data sets by reinitializing them or by recovering them from backups if available.

**Attention:** Reinitializing the repository data sets will result in total loss of data.

**Module:** FRPSIORQ

---

**FRP0025I Repository data set initialization successful.**

**Repository...:***repository\_name*

**Explanation:** During IMSRSC repository open processing, all repository data sets were found to be empty and have subsequently been initialized successfully.

In the message text, *repository\_name* indicates the name of the repository.

**System action:** Repository open processing continues.

**User response:** No action is required.

**Module:** FRPSIORQ

---

**FRP0026I Recovery of the *data\_set\_type* data set successful.**

**Repository...:***repository\_name*

**Explanation:** The IMSRSC repository specified was successfully recovered. The data set that was recovered can be found by identifying which data set is used for the *data\_set\_type* of that repository.

In the message text:

*data\_set\_type*

Indicates whether the data set was the primary or secondary, the repository index data set or the repository member data set.

*repository\_name*

Indicates the name of the repository.

**System action:** Repository open processing continues.

**User response:** No action is required.

**Module:** FRPSIORQ.

---

**FRP0027I Error during phase *n* of the repository update process.**

**Repository...:** *repository\_name*

**Explanation:** An error occurred during the two-phase update process for the specified IMSRSC repository data set.

In the message text:

*n* Indicates the phase number of the repository update process. *n* can be either 1 or 2.

*repository\_name*

Indicates the name of the repository.

**System action:** The given repository is stopped, and needs to be recovered. The server will attempt to restore data set integrity when the repository is restarted.

If the failure was in phase 1, the primary repository index data set and the primary repository member data set are in error, and the unit of work (UOW) being committed at the time of error is rolled back.

## FRP0028E • FRP0031E

If the failure was in phase 2, the secondary repository index data set and the secondary repository member data set are in error, and the unit of work being committed at the time of error was successful.

**User response:** This message accompanies an error message that explains the reason for the failure. Correct the problem and restart the repository.

**Module:** FRPSIOCQ

---

**FRP0028E**    **VSAM function error:** *function*  
                  **RC=***VSAM\_return\_code*  
                  **RPLERRCD=***RPL\_error\_code*.  
                  **DSN=***data\_set\_name*

**Explanation:** An unsupported error condition occurred on a VSAM function call *function*.

In the message text:

*function*    Indicates the type of VSAM function performed. The value can be one of the following:

          VERIFY  
          POINT  
          GET  
          PUT  
          ERASE  
          WRTBFR

*VSAM\_return\_code*

          Indicates the VSAM return code.

*RPL\_error\_code*

          Indicates the RPL error code.

*data\_set\_name*


          Indicates the repository data set name.

**System action:** The repository indicated in the message is placed in stopped state and cannot be accessed. If the repository is the Repository Server (RS) catalog repository, the RS terminates.

**User response:** For a detailed description of the VSAM error, see *z/OS DFSMS Macro Instructions for Data Sets*.

**Module:** FRPSIOV

**Related information:**

 z/OS: VSAM macro return and reason codes

---

**FRP0029E**    **Unable to load module** *module\_name*:  
                  *error\_description*

**Explanation:** As part of server initialization, the server attempted to load a routine and the load failed.

In the message text:

*module\_name*

          Name of the module that could not be loaded.

*error\_description*

          One of the following:

- Module not found
- BLDL for module failed
- LOAD for module failed


- BPELOAD RC=*BPE\_return\_code*

**System action:** The Repository Server terminates.

**User response:** If possible, resolve the condition and restart the server. Otherwise, contact IBM Software Support.

**Module:** FRPSIORQ

**Related reference:**

 BPELOAD codes (Messages and Codes)

---

**FRP0030E**    **Data decompression error:** *description*

**Explanation:** A compressed repository member data set (RMD) member has been detected; however, decompression is not supported on the current platform.

In the message text, *description* can be one of the following:


- Unsupported on current MVS level
- Up-level data compression detected
- Invalid data compression detected
- CSRCSRVC RC=*macro\_return\_code*

**System action:** The calling function fails. Processing continues.

**User response:** Ensure that the Repository Server is started on a platform that is compatible with the one the repository member data was written on.

**Module:** FRPSIOU

**Related reference:**

 z/OS: CSRCSRVC return and reason codes

---

**FRP0031E**    **VSAM resource pool build failure:**  
                  *description*

**Explanation:** An error occurred on build VSAM resource pool (BLDVRP) during server initialization.

In the message text, *description* can be one of the following:

- Insufficient virtual storage
- BLDVRP *macro\_return\_code*


**System action:** The Repository Server terminates.

**User response:** For a complete description of the BLDVRP error, see *z/OS DFSMS Macro Instructions for Data Sets*. Correct the issue and restart the server.

If the problem is insufficient virtual storage, ensure that there is enough free virtual storage to accommodate the VSAM LSR pool buffers used for repository I/O. Take one of the following actions: Allocate more virtual storage, decrease the number of buffers (VSAM\_BUFNO), or decrease the size of each buffer (VSAM\_BUFSIZE).

**Module:** FRPSIOV

**Related information:**

 z/OS: VSAM macro return and reason codes

---

**FRP0032E**    **Repository data set control interval exceeds VSAM\_BUFSIZE.**  
                   *DSN=data\_set\_name*

**Explanation:** During repository open processing, a repository data set was found to have a control interval size that exceeded the VSAM shared pool buffer size.

In the message text, *data\_set\_name* indicates the name of the repository data set.

**System action:** The repository is placed in stopped state and cannot be accessed. If the repository is the Repository Server (RS) catalog repository, the RS terminates.

**User response:** Ensure that the data set name is correct, or modify the VSAM\_BUFSIZE configuration parameter so that the buffer size is equal to or larger than the CI size of the indicated repository data set.

**Remember:** Consideration must be given to both the DATA and INDEX components of the data set.

**Module:** FRPSIOV

---

**FRP0033E**    **Error during CONTROL SET function processing.**  
                   *Repository...:repository\_name*

**Explanation:** An error occurred during control set processing for the IMSRSC repository data set *repository\_name*, leaving the repository control data (the audit rule table, history retention table, and security/search fields tables) potentially inconsistent.

**System action:** The specified repository is stopped.

**User response:** Restart the repository to reestablish the integrity of the control data.

**Module:** FRPSIORQ

---

**FRP0034E**    **Repository data set in use by another job or user.**  
                   *DSN=data\_set\_name*

**Explanation:** During repository open processing, a repository data set was found to be unavailable.

**System action:** The repository is placed in stopped state and cannot be accessed. If the repository is the Repository Server (RS) catalog repository, the RS terminates.

**User response:** Retry after ensuring that the data set is available.

**Module:** FRPSIOV, FRPSIOVA

---

**FRP0035E**    **VSAM unable to extend data set:**  
                   *RC=VSAM\_return\_code*  
                   *RPLERRCD=RPL\_error\_code.*  
                   *DSN=data\_set\_name*

**Explanation:** A repository data set could not be extended, causing the repository update process to fail.

In the message text,  
*VSAM\_return\_code*

Indicates the VSAM return code

*RPL\_error\_code*

Indicates the RPL error code.

*data\_set\_name*


Indicates the repository data set name.

**System action:** The repository is placed in stopped state and cannot be accessed. If the repository is the Repository Server (RS) catalog repository, the RS terminates.

**User response:** See a detailed description of the VSAM error, resolve the cause of the data set extension failure, and then restart the repository.

**Module:** FRPSIOV

**Related information:**

 z/OS: VSAM macro return and reason codes

---

**FRP0036E**    **Invalid SPARE RDS data sets. *RDSn* is now discarded.**  
                   *Repository...:repository\_name*  
                   *Description...:description*

**Explanation:** Data set validation failed for a repository data set (RDS) that is nominated as a SPARE.

In the message text,

*RDSn*    Indicates the repository data set number: 1, 2, or 3.

*repository\_name*

Indicates the name of the IMSRSC repository.

*description*

Can be one of the following text:

Data set open-time error

Data sets not empty


RECORDSIZE inconsistent with other RDS

**System action:** The repository data set is discarded.

**User response:** Correct the data set issues that caused the repository data set to be discarded. You can then use the DSCHANGE batch command to change the repository data set status from DISCARD to SPARE.

**Module:** FRPSIORQ

**Related reference:**

 DSCHANGE command for FRPBATCH (System Programming APIs)

---

**FRP0037I** *RDSn status has been changed to status.*  
**Repository...:***repository\_name*

**Explanation:** The status of an IMSRSC repository data set pair has been changed to SPARE or DISCARD. The status change can occur when an ADMIN command is used, or dynamically in a repository error scenario (such as a physical I/O error during a two-phase update).

In the message text,

*RDSn* Indicates the repository data set number: 1, 2, or 3.

*status* SPARE or DISCARD.

*repository\_name*

Indicates the name of the repository.

**System action:** The server continues.

**User response:** No action is required.

**Module:** FRPSIORQ, FRPSREQQ

---

**FRP0038I** *VSAM\_physical\_error\_message\_text*

**Explanation:** Supporting information is printed when an FRP0028E message, which represents a VSAM physical error (RC=12), is issued.


**System action:** See the information on message FRP0028E.

**User response:** Refer to *z/OS DFSMS Macro Instructions for Data Sets* for a complete description of the VSAM error.

**Module:** FRPSIOV

**Related information:**

“FRP0028E” on page 264

 *z/OS: VSAM macro return and reason codes*

---

**FRP0039I** *Spare RDSn has been assigned status status.*  
**Repository...:***repository\_name*

**Explanation:** A SPARE repository data set pair has been assigned COPY1 or COPY2 status. This assignment occurs as part of repository recovery when COPY1 or COPY2 has previously been discarded.

In the message text,

*RDSn* Indicates the IMSRSC repository data set number: 1, 2, or 3.

*status* COPY1 or COPY2.

*repository\_name*

Indicates the name of the repository.

**System action:** The server continues.

**User response:** No action is required.

**Module:** FRPSIORQ

---

**FRP0040E** **Repository cannot be started:** *reason.*  
**Repository...:** *repository\_name*  
**RDS1 status..:** *status*  
**RDS2 status..:** *status*  
**RDS3 status..:** *status*

**Explanation:** The IMSRSC repository cannot be started. The reason for the problem is identified by *reason*.

In the message text,

*reason* Indicates the reason of the error. *reason* can be:  
**Spare RDS required**

During repository start or open processing, it was found that the repository cannot be started because a COPY1 or COPY2 repository data set (RDS) must be recovered. However, there is no spare repository data set to facilitate this recovery.

**No COPY1 or COPY2 RDS**

This case represents a Repository Server error. During repository start or open processing, it was found that the repository cannot be started because no repository data set has COPY1 or COPY2 status.

*repository\_name*

Indicates the name of the repository.

*status* COPY1, COPY2, SPARE, or DISCARD.

**System action:** The repository is placed in stopped state and cannot be accessed.

**User response:** If *reason* is Spare RDS required, reset the discarded data sets and change the associated repository data set status to SPARE. Consider increasing the size of the data sets if they were discarded because they could not be extended.

If *reason* is No COPY1 or COPY2 RDS, correct the repository data sets by the following procedure.

**Attention:** Reinitializing the repository data sets results in total loss of data. If you want to try recovering data from the data sets, take a copy before performing the following steps.

Either reinitialize the data sets, or recover them from backups if available. Then, redefine the user repository to establish RDS1=COPY1 and RDS2=COPY2.

**Module:** FRPSINTQ, FRPSIORQ

---

**FRP0041W** **IMSPLEX(NAME=) is ignored as**  
**RSNAME= is not specified**

**Explanation:** The IMSPLEX(NAME=) keyword was specified without the RSNAME= keyword. The IMSPLEX(NAME=) keyword is ignored because the RSNAME= keyword was not specified to generate the repository ID (REPOID) to register to the Structured Call Interface (SCI) with.


When both IMSPLEX(NAME=) and RSNAMES= keywords are specified, the Repository Server (RS) address space registers to the local Structured Call Interface (SCI) by using the repository ID created from the RSNAMES parameter as the SCI member name. Specifying IMSPLEX() and REPONAME= keywords allows the RS to be shown on the output of the QUERY IMSPLEX command.

**System action:** The repository continues initialization without registering to SCI.

**User response:** Modify the FRPCFG member of the IMS PROCLIB data set to remove the IMSPLEX() keyword or add the RSNAMES= keyword.

**Module:** FRPSINIT

**Related reference:**

 FRPCFG member of the IMS PROCLIB data set (System Definition)

---

#### FRP1001E Configuration error: *description*

**Explanation:** There was an error in the JCL initialization script, that prevented the Repository Server from being initialized.

In the message text:  
*description*

Description of the error, which can be one of the following:

- FRPCFG keyword is missing; check the parameter in JCL
- FRPCFG parameter is missing; check the parameter in JCL
- FRPCFG parameter must specify a PDS member name

**System action:** The server terminates.

**User response:** Check the startup JCL to ensure that all parameters are valid, and rerun the job.

**Module:** FRPSINIT

---

#### FRP1002E Error processing PROCLIB member *member*

**Description:** *description*

**Explanation:** The server configuration parameter member was in error.

In the message text:

*member* Indicates the name of the FRPCFG member of the IMS PROCLIB data set.

*description*

Description of this error, which can be one of the following:


- Error reading PROCLIB member
- Open failed for PROCLIB PDS
- PROCLIB PDS not in fixed format
- PROCLIB member not found

**System action:** The server terminates.

**User response:** Check the startup JCL to ensure that all parameters are valid, and rerun the job.

**Module:** FRPSINIT

**Related reference:**

 FRPCFG member of the IMS PROCLIB data set (System Definition)

---

#### FRP1005E Error parsing PROCLIB member *member*, BPEPARSE RC=*rc*

**Explanation:** The server configuration parameter member was in error. BPE0003E messages are issued with details of the error.

In the message text:

*member* Indicates the name of the FRPCFG member of the IMS PROCLIB data set.


*rc* Indicates the BPEPARSE return code.


**System action:** The server terminates.

**User response:** Check the startup JCL to ensure that all parameters are valid, and rerun the job.

**Module:** FRPSINIT

**Related reference:**

 BPEPARSE codes (Messages and Codes)

 FRPCFG member of the IMS PROCLIB data set (System Definition)

**Related information:**

“BPE0003E” on page 15

---

#### FRP1007E Invalid XCF group name specified: *group*

**Explanation:** The XCF\_GROUP\_NAME server configuration parameter value was invalid.

In the message text:


*group* Indicates the name of the z/OS cross-system coupling facility (XCF) group specified in the FRPCFG member of the IMS PROCLIB data set.

**System action:** The server terminates.

**User response:** Correct the parameter value, and rerun the job.

**Module:** FRPSINIT

**Related reference:**

 FRPCFG member of the IMS PROCLIB data set (System Definition)

---

#### FRP1008E Invalid number of XCF threads specified: *nm*. Valid range is 4 through 99.

**Explanation:** The XCF\_THREADS server configuration parameter value was invalid. If specified, the value must be in the range of 4 - 99. By default, eight z/OS

## FRP1009E • FRP1015E

cross-system coupling facility (XCF) threads are used.

In the message text:


*nn* Indicates the XCF thread value specified in the FRPCFG member of the IMS PROCLIB data set.

**System action:** The server terminates.

**User response:** Correct the parameter value, and rerun the job.

**Module:** FRPSINIT

**Related reference:**

 FRPCFG member of the IMS PROCLIB data set (System Definition)

---

**FRP1009E Invalid core size specified: *nnnn*. Valid range is 64 through 4096 (K).**

**Explanation:** The MBR\_CORE\_MAX server configuration parameter value was invalid. If specified, the value must be in the range of 64 - 4096 (K). By default, a maximum value of 1024K is used.

In the message text:


*nnnn* Indicates the MBR\_CORE\_MAX value specified in the FRPCFG member of the IMS PROCLIB data set.

**System action:** The server terminates.

**User response:** Correct the parameter value, and rerun the job.

**Module:** FRPSINIT

**Related reference:**

 FRPCFG member of the IMS PROCLIB data set (System Definition)

---

**FRP1010E Invalid SAF class name specified: *name***

**Explanation:** The specified z/OS System Authorization Facility (SAF) class was not a valid SAF class name.

In the message text:


*name* Indicates the SAF\_CLASS value specified in the FRPCFG member of the IMS PROCLIB data set.

**System action:** The server terminates.

**User response:** Make sure that the SAF\_CLASS value is a valid SAF class name and specifies a defined resource class.

**Module:** FRPSINIT

**Related reference:**

 FRPCFG member of the IMS PROCLIB data set (System Definition)

---

**FRP1011E Invalid number of VSAM buffers specified: *nnnnn*. Valid range is 3 through 65535.**

**Explanation:** The VSAM\_BUFNO server configuration parameter value was invalid. If specified, the value must be in the of range of 3 - 65535. By default, 128 VSAM buffers are used.

In the message text:


*nnnnn* Indicates the VSAM\_BUFNO value specified in the FRPCFG member of the IMS PROCLIB data set.

**System action:** The server terminates.

**User response:** Correct the parameter value and rerun the job.

**Module:** FRPSINIT

**Related reference:**

 FRPCFG member of the IMS PROCLIB data set (System Definition)

---

**FRP1012E Invalid maximum retry count specified: *nnnn*. Valid range is 1 through 255.**

**Explanation:** The MAX\_COMMUNICATION\_RETRY server configuration parameter value was invalid. If specified, the value must be in the range of 1 - 255. By default, 32 communication retries are attempted before a client z/OS cross-system coupling facility (XCF) request fails because of "server busy".

In the message text:


*nnnn* Indicates the MAX\_COMMUNICATION\_RETRY value specified in the FRPCFG member of the IMS PROCLIB data set.

**System action:** The server terminates.

**User response:** Correct the parameter value and rerun the job.

**Module:** FRPSINIT

**Related reference:**

 FRPCFG member of the IMS PROCLIB data set (System Definition)

---

**FRP1015E SAF class not defined: *name***

**Explanation:** The z/OS System Authorization Facility (SAF) class could not be identified. Possible reasons are:

- SAF-enabled security (RACF or similar) is not installed.
- The class was not defined.

In the message text:




*name* Indicates the SAF\_CLASS value specified in the FRPCFG member of the IMS PROCLIB data set.

**System action:** The server terminates.

**User response:** Correct the parameter in the FRPCFG member of the IMS PROCLIB data set if the SAF class is not as expected, or make sure that the SAF class is defined.

**Module:** FRPSINIT, FRPSREQQ

**Related reference:**

 FRPCFG member of the IMS PROCLIB data set (System Definition)

---

#### FRP1016E Invalid DSN specified: *description*

**Explanation:** A server configuration parameter that specifies one of the Repository Server (RS) catalog repository data set names was invalid. The value specified was not a valid data set name.

In the message text:

*description*  
Indicates the RS catalog repository data set whose name is invalid.

**System action:** The server terminates.

**User response:** Correct the parameter value and rerun the job.

**Module:** FRPSINIT

---

#### FRP1018E Invalid AUDIT\_LOGNAME specified: *logname*

**Explanation:** The value specified by the AUDIT\_LOG server configuration parameter is not a valid audit log stream name.

In the message text:


*logname* Indicates the AUDIT\_LOG value specified in the FRPCFG member of the IMS PROCLIB data set.

**System action:** The server terminates.

**User response:** Correct the parameter value and rerun the job.

**Module:** FRPSINIT

**Related reference:**

 FRPCFG member of the IMS PROCLIB data set (System Definition)

---

#### FRP1019E Invalid AUDIT\_ID number specified: *nnn*. Valid range is 160 through 255.

**Explanation:** The value specified by the AUDIT\_ID server configuration parameter is invalid. The value must be in the range of 160 - 255.

In the message text:


*nnn* Indicates the AUDIT\_ID value specified in the FRPCFG member of the IMS PROCLIB data set.

**System action:** The server terminates.

**User response:** Correct the parameter value and rerun the job.

**Module:** FRPSINIT

**Related reference:**

 FRPCFG member of the IMS PROCLIB data set (System Definition)

---

#### FRP2001I Subordinate repository server status obtained

**Explanation:** A master Repository Server was already present for the given z/OS cross-system coupling facility (XCF) group, so this server was designated as a subordinate Repository Server.

**System action:** The server startup process pauses until either the master Repository Server in its XCF group terminates or it is directed to terminate itself.

**User response:** No action is required.

**Module:** FRPSINTQ

**Related tasks:**

 Starting the Repository Server (Operations and Automation)

**Related information:**

Chapter 2, "IMS problem determination," on page 9

---

#### FRP2002I Master repository server status obtained

**Explanation:** This Repository Server has obtained master Repository Server status for this z/OS cross-system coupling facility (XCF) group and is now available to XCF clients.

**System action:** Server startup is complete, although some user repository open processing (driven by AUTOOPEN) might be ongoing.


**User response:** No action is required.

**Module:** FRPSINTQ

**Related concepts:**

 Recovery in an IMSplex (System Administration)

**Related tasks:**

 Starting the Repository Server (Operations and Automation)

**Related information:**

Chapter 2, "IMS problem determination," on page 9

**FRP2003I    Attempting to become master repository server**

**Explanation:** No master Repository Server (RS) was present for the given z/OS cross-system coupling facility (XCF) group, so this subordinate server is attempting to attain master Repository Server status.

**System action:** The server attempts to join the given XCF group as the master Repository Server. If it is successful, master server startup proceeds and message FRP2002I is then issued. If another Repository Server has already attained master Repository Server status, message FRP2001I is issued.

**User response:** No action is required.

**Module:** FRPSINTQ

**Related concepts:**

 Recovery in an IMSplex (System Administration)

**Related information:**

“FRP2001I” on page 269

“FRP2002I” on page 269

Chapter 2, “IMS problem determination,” on page 9

**FRP2004I    FRPPRINT DD not defined. Output to this file will be suppressed.**

**Explanation:** An optional FRPPRINT DD was not present. Output to this file, including the server configuration parameter report, DUMPTRACE output, and DUMPSTATS output, is suppressed.

**System action:** Server startup continues.

**User response:** No action is required.

**Module:** FRPSINIT

**FRP2005I    Shutdown command received, server terminating**

**Explanation:** The Repository Server received a SHUTDOWN command and started the server termination process.

**System action:** Server termination continues.

**User response:** No action is required.

**Module:** FRPSTERM

**FRP2006I    Server starting: Release *relnum*, XCF group *xcfggrpname***

**Explanation:** The Repository Server (RS) is being initialized. This message is issued during server startup of both the active server and the subordinate server.

In the message text,

*relnum*    Indicates the release number of the RS.

*xcfggrpname*

Indicates the z/OS cross-system coupling facility (XCF) group name of the RS.

**System action:** None. Server startup continues.

**User response:** No action is required.

**Module:** FRPSINTQ

**Related tasks:**

 Starting the Repository Server (Operations and Automation)

**Related information:**

Chapter 2, “IMS problem determination,” on page 9

**FRP2007I    Shutdown command received, notifying all repository servers to shut down**

**Explanation:** The Repository Server received a SHUTDOWN ALL command and has started the server termination process. Any subordinate servers in the same z/OS cross-system coupling facility (XCF) group is also notified to terminate.

**System action:** Server termination continues.

**User response:** No action is required.

**Module:** FRPSSCMD

**FRP2011E    Shutdown command rejected, shutdown in progress**

**Explanation:** The Repository Server received a SHUTDOWN command after starting the server termination process.

**System action:** Server termination continues.

**User response:** No action is required.

**Module:** FRPSTERM

**FRP2012I    Opening repository: *repository***

**Explanation:** The Repository Server (RS) has started opening the named IMSRSC repository.

In the message text:

*repository*

Indicates the name of the repository.

**System action:** The repository open process continues.

**User response:** No action is required.

**Module:** FRPSREQQ

**FRP2013I    Closing repository: *repository***

**Explanation:** The Repository Server (RS) has started closing the named IMSRSC repository.

In the message text:

*repository*

Indicates the name of the repository.



**System action:** The repository close process continues.

**User response:** No action is required.

**Module:** FRPSINTQ

---

**FRP2014I Repository start request initiated:**  
*repository*

**Explanation:** The Repository Server (RS) received a request to start the named IMSRSC repository. An asynchronous process to perform this action has been initiated.

In the message text:  
*repository*

Indicates the name of the repository.

**System action:** The issuer of the start request is informed that the request has been accepted. The asynchronous process to perform the start action continues.

**User response:** No action is required.

**Module:** FRPSSCMD

---

**FRP2015I Repository stopped:** *repository*

**Explanation:** An ADMIN STOP request for the named IMSRSC repository was issued from the console. The named repository has been stopped.

In the message text:  
*repository*

Indicates the name of the repository.

**System action:** None.

**User response:** No action is required.

**Module:** FRPSINTQ

---

**FRP2016I Repository opened:** *repository*

**Explanation:** The IMSRSC repository identified in the message has been opened successfully.

In the message text:  
*repository*

Indicates the name of the repository.

**System action:** None.

**User response:** No action is required.

**Module:** FRPSIORQ

---

**FRP2017I Repository closed:** *repository*

**Explanation:** The IMSRSC repository identified in the message was successfully closed.

In the message text:  
*repository*

Indicates the name of the repository.

**System action:** None.

**User response:** No action is required.

**Module:** FRPSIORQ

---

**FRP2018E Unable to open repository.**  
**Repository...:** *repository*  
**Description...:** repository definition in use

**Explanation:** The Repository Server (RS) was unable to open the IMSRSC repository identified in the message because the repository definition in the RS catalog repository data set was in use.

In the message text:  
*repository*

Indicates the name of the repository.

**System action:** None.

**User response:** Wait until the definition is available, and then retry the request.

---

**FRP2020I Repository stop request initiated:**  
*repository*

**Explanation:** The Repository Server (RS) received a request to stop the IMSRSC repository identified in the message. An asynchronous process to perform this action was initiated.

In the message text:  
*repository*

Indicates the name of the repository.

**System action:** The issuer of the stop request is informed that the request has been accepted. The asynchronous process to perform the stop action continues.

**User response:** No action is required.

**Module:** FRPSSCMD

---

**FRP2021I Repository started:** *repository*

**Explanation:** An ADMIN START request for the IMSRSC repository identified in the message was issued from the console. The named repository was started.

In the message text:  
*repository*

Indicates the name of the repository.

**System action:** Processing continues.

**User response:** No action is required.

**Module:** FRPSINTQ

---

---

**FRP2022E**    **Repository unavailable:** *repository*

**Explanation:** If the Repository Server (RS) catalog repository was found to be unavailable during server initialization, this message is issued and the server terminates. Otherwise, this message indicates that a console-driven ADMIN request for the named user repository has been suppressed. This situation occurs when a user repository is temporarily unavailable because of an in-progress state change; for example, if the repository is in the process of being stopped.

In the message text:

*repository*

Indicates the name of the repository.

**System action:** Processing continues.

**User response:** Check the status of the named repository, and reissue the command if applicable.

**Module:** FRPSINTQ

---

**FRP2023E**    **Repository not found:** *repository*

**Explanation:** An ADMIN request for the named IMSRSC repository was issued from the console, but the request failed because the repository was unknown.

In the message text:

*repository*

Indicates the name of the repository.

**System action:** The request fails.

**User response:** Correct the repository name and reissue the request.

**Module:** FRPSINTQ

---

**FRP2024E**    **Request ignored, repository already started:** *repository*

*or*

**Request ignored, repository already stopped:** *repository*

**Explanation:** An ADMIN START or STOP request for the named IMSRSC repository was issued from the console, but the request was ignored because the repository was already in the requested state.

In the message text:

*repository*

Indicates the name of the repository.

**System action:** The request is ignored.

**User response:** No action is required.

**Module:** FRPSINTQ

---



---

**FRP2025I**    **Server start completed**

**Explanation:** The server is now ready to accept client connections.

The FRP2025I message is issued during RS initialization by the master RS when it is ready to accept client connections. The message is also issued after a subordinate RS becomes a new master RS (after the termination of the old master RS) and is ready to accept client connections.

**System action:** Processing continues.

**User response:** No action is required.

**Module:** FRPSINTQ

---

**FRP2026I**    **XCF group *group* joined successfully**

**Explanation:** The server now accepts z/OS cross-system coupling facility (XCF) registrations and connections for the specified group.

In the message text,


*group*    Indicates the XCF group name in the FRPCFG member of the IMS PROCLIB data set.

**System action:** Processing continues.

**User response:** No action is required.

**Module:** FRPSINTQ

**Related reference:**

 FRPCFG member of the IMS PROCLIB data set (System Definition)

---

**FRP2027E**    **Unable to connect to audit log stream, server terminating**


**Explanation:** The log stream was unavailable, and AUDIT\_FAIL=ABORT was specified in the server configuration parameters.

**System action:** The server terminates.

**User response:** Ensure that a valid log stream name is specified in the AUDIT\_LOG parameter and that the log stream is set up correctly. Optionally, bypass the audit log by setting AUDIT\_FAIL=CONTINUE or AUDIT=NO.

**Module:** FRPSAUDQ

**Related reference:**

 FRPCFG member of the IMS PROCLIB data set (System Definition)

---

**FRP2028E**    **DUMPTRACE command ignored because FRPPRINT DD not allocated**

*or*

**DUMPSTATS command ignored because FRPPRINT DD not allocated**

**Explanation:** A DUMPTRACE or DUMPSTATS modify command was issued, but the DD name FRPPRINT was not found or was not open.

**System action:** The command is ignored. The server continues.

**User response:** Ensure that the data set specified by the FRPPRINT DD statement is available on the next restart of the server.

**Module:** FRPSSDMP, FRPSTDMP

**FRP2029E Log stream connection failed RC=*rc* RSN=*rsn***

**Explanation:** Log stream connection through the IXGCONN request failed.

In the message text,

*rc* Indicates the IXGCONN return code.


*rsn* Indicates the IXGCONN reason code.


**System action:** If AUDIT\_FAIL=ABORT is specified, the server terminates.

**User response:** Check the return and reason codes to determine the cause of the error. Optionally, bypass the audit log by setting AUDIT\_FAIL=CONTINUE or AUDIT=NO.

**Module:** FRPSAUDQ

**Related reference:**

 FRPCFG member of the IMS PROCLIB data set (System Definition)

 z/OS: Return and reason codes for the IXGCONN macro

**FRP2030E ENF listener activation failed RC=*rc***

**Explanation:** The ENF listener activation (ENFREQ) failed.

In the message text:


*rc* Indicates the ENFREQ return code.


**System action:** If AUDIT\_FAIL=ABORT is specified, the server terminates.

**User response:** Check the return code to determine the cause of the error. You can optionally bypass the audit log by setting AUDIT\_FAIL=CONTINUE or AUDIT=NO.

**Module:** FRPSAUDQ

**Related reference:**

 FRPCFG member of the IMS PROCLIB data set (System Definition)

 z/OS: Return codes for the ENFREQ macro

**FRP2031I Audit logging suspended due to CONNECT RC=*rc* RSN=*rsn***

or

**Audit logging suspended due to WRITE RC=*rc* RSN=*rsn***

**Explanation:** Audit logging was suspended due to an outstanding error while connecting to or writing to the log stream (IXGCONN REQUEST=CONNECT or IXGWRITE). If AUDIT\_TERM=ABORT is specified, the server waits until the problem is fixed (temporary error), the server is stopped, or a z/OS MODIFY AUDIT RESTART command is successful.

In the message text,

*rc* Indicates the IXGCONN REQUEST=CONNECT or IXGWRITE return code.


*rsn* Indicates the IXGCONN REQUEST=CONNECT or IXGWRITE reason code.


**System action:** No logging is performed until the problem is resolved.

**User response:** Fix the logging problem and issue a MODIFY AUDIT RESTART command to reset the logging service.


**Module:** FRPSINTQ

**Related reference:**

 FRPCFG member of the IMS PROCLIB data set (System Definition)

 z/OS: Return and reason codes for the IXGCONN macro

 z/OS: IXGWRITE macro return and reason codes

 F reposervername,AUDIT (Commands)

**FRP2032I Audit logging resumed**

**Explanation:** The audit logging error has been corrected. Auditing will continue.

**System action:** None.

**User response:** No action is required.

**Module:** FRPSAUDQ, FRPSINTQ

**FRP2034I Lost XCF client Sysname=*MVS\_system* Jobname=*client\_job\_name*, response discarded**

**Explanation:** The response to a z/OS cross-system coupling facility (XCF) client request could not be sent by the Repository Server (RS) and has been discarded. This error occurs if the client fails (for example, the client is canceled) while the Repository Server is processing the request on behalf of the client.

## FRP2100I • FRP2102I

In the message text:

*MVS\_system*

Indicates the MVS system name of the XCF client.

*client\_job\_name*

Indicates the job name of the XCF client.

**System action:** None.

**User response:** For more information, look up RC=8, RSN=IXCMGORSNTARGETNOTVALID for the IXCMGSO macro.

**Module:** FRPSCOMQ

**Related reference:**

➔ FRPCFG member of the IMS PROCLIB data set (System Definition)

➔ z/OS: Return and reason codes for the IXCMGSO macro

---

**FRP2100I** ADMIN DISPLAY repository *repository*  
- Last updated date/time : *date\_time*  
*userID*  
- Status . . . . . : *status*  
- Auto-open . . . . . : *autoopen\_flag*  
- Security Class . . . . : *class*

**Explanation:** This message shows the result of the following console z/OS MODIFY ADMIN command:

F server,ADMIN DISPLAY(*repository*)

In the message text:

*repository*

Indicates the name of the IMSRSC repository.

*date\_time*

Indicates the date and time the repository was last updated.

*userID* Indicates the user ID of the user who last updated the repository.

*status* Indicates the status of the repository.

*autoopen\_flag*

Indicates whether the repository data set is allocated when the repository is started.

*class* Indicates the name of the security class.

**System action:** Processing continues.

**User response:** No action is required.

**Module:** FRPSINTQ

**Related reference:**

➔ F reposervername,ADMIN (Commands)

---

**FRP2101I** ADMIN DISPLAY repository RDS*n*:  
- Index (RID).. : *RID\_name*  
- Member (RMD) . : *RMD\_name*  
- Status . . . . : *status*

**Explanation:** This message shows the result of the following console z/OS MODIFY ADMIN command:

F server,ADMIN DISPLAY(*repository*)

This is a supplement to FRP2100I. This message is displayed once for each defined IMSRSC repository data set pair.

In the message text:

**RDS*n*** Indicates the repository data set (RDS) number: 1, 2, or 3.

*RID\_name*

Indicates the name of the repository index data set (RID).

*RMD\_name*

Indicates the name of the repository member data set (RMD).

*status* Indicates the status of the named repository.

**System action:** Processing continues.

**User response:** No action is required.

**Module:** FRPSINTQ

**Related reference:**

➔ F reposervername,ADMIN (Commands)

---

**FRP2102I** *repository repository\_status update\_date*  
*update\_userID RDS1\_status RDS2\_status*  
*RDS3\_status*

**Explanation:** This message shows the result of the following console z/OS MODIFY ADMIN command:

F server,ADMIN DISPLAY()

This message is repeated for each IMSRSC repository.

In the message text:

*repository*

Indicates the name of the repository.

*repository\_status*

Indicates the current status of the repository.

*update\_date*

Indicates the last updated date of the repository.

*update\_userID*

Indicates the user ID by which the repository was last updated.

*RDS1\_status*

Indicates the status of RDS1.

*RDS2\_status*

Indicates the status of RDS2.

*RDS3\_status*


Indicates the status of RDS3.

**System action:** Processing continues.

**User response:** No action is required.

**Module:** FRPSINTQ

**Related reference:**

 F reposervername,ADMIN (Commands)

---

**FRP2103I    Audit level changed from *old\_level* to *new\_level***

**Explanation:** This message shows the result of the following console z/OS MODIFY AUDIT command:  
F server,AUDIT LEVEL(*new\_level*)

In the message text:

*old\_level*

Indicates the old audit level of the repository.

*new\_level*


Indicates the new audit level of the repository.

**System action:** Processing continues.

**User response:** No action is required.

**Module:** FRPSINTQ

**Related reference:**

 F reposervername,AUDIT (Commands)

---

**FRP2104I    Audit level unchanged from *old\_level***

**Explanation:** This message shows the result of the following console z/OS MODIFY AUDIT command:  
F server,AUDIT LEVEL(*new\_level*)

In the message text:

*old\_level*


Indicates the old audit level of the IMSRSC repository.

**System action:** Processing continues.

**User response:** No action is required.

**Module:** FRPSINTQ

**Related reference:**

 F reposervername,AUDIT (Commands)

---

**FRP2105I    In-core user security profiles refreshed**


**Explanation:** This message shows the result of the following console z/OS MODIFY SECURITY command:  
F server,SECURITY REFRESH

**System action:** Processing continues.

**User response:** No action is required.

**Module:** FRPSINTQ.

**Related reference:**

 F reposervername,AUDIT (Commands)

---

**FRP2106E    Security request rejected, CLASS not defined**

**Explanation:** This message shows the result of the following console z/OS MODIFY SECURITY command:  
F server,SECURITY REFRESH

Security settings cannot be refreshed because security is not active for this IMSRSC repository.


**System action:** Processing continues, but the security settings are not refreshed.

**User response:** Specify a security class in the SAF\_CLASS parameter in the FRPCFG member of the IMS PROCLIB data set. Then, restart the server.

**Module:** FRPSINTQ

**Related reference:**

 F reposervername,SECURITY (Commands)

 FRPCFG member of the IMS PROCLIB data set (System Definition)

---

**FRP2107E    DSCHANGE request rejected, *reason***

**Explanation:** This message shows the result of the following console z/OS MODIFY ADMIN DSCHANGE command:

F server,ADMIN DSCHANGE(*repname*,S|D,1|2|3)

In the message text:

*reason* Indicates the reason of this error. *reason* can be one of the following:

- Repository data set (RDS) status is unchanged
- RDS status N/A for request
- DISCARD rejected; no SPARE RDS
- DISCARD rejected; last COPY RDS
- Invalid RDS data set(s)
- RDS status changes detected
- Repository not STOPPED

**System action:** The command is not processed.

**User response:** View the IMSRSC repository details by using the ADMIN DISPLAY command, and examine the status of the repository data set before reissuing the command.

**Module:** FRPSINTQ

**Related reference:**

 F reposervername,ADMIN (Commands)

---

**FRP3101E    XCF SRB FAILURE: FRPCMSRB - Txxxx REASON=xxxxxxx**

**Explanation:** A failure occurred in the client-side z/OS cross-system coupling facility (XCF) message exit (FRPCMSRB). The functional recovery routine (FRR) of the service request block (SRB) trapped the abend in

## FRP3102E • FRP3107E

order to record the event by using this message.

In the message text:

*xxxx* Indicates the abend code for this error.  
*xxxxxxxx*

Indicates the reason code for this error.

**System action:** Processing ends for the affected SRB. The client might be placed in wait state.

**User response:** Contact IBM Software Support.

---

**FRP3102E XCF SRB FAILURE: FRPCGSRB - Txxxx**  
**REASON=xxxxxxxx**

**Explanation:** A failure occurred in the client-side z/OS cross-system coupling facility (XCF) group exit (FRPCGSRB). The functional recovery routine (FRR) of the service request block (SRB) trapped the abend in order to record the event by using this WTO message.

In the message text:

*xxxx* Indicates the abend code for this error.  
*xxxxxxxx*

Indicates the reason code for this error.

**System action:** Processing ends for the affected SRB.

**User response:** Contact IBM Software Support.

---

**FRP3103E XCF SRB FAILURE: FRPSMSRB - Txxxx**  
**REASON=xxxxxxxx**

**Explanation:** A failure occurred in the server-side z/OS cross-system coupling facility (XCF) message exit (FRPSMSRB). The functional recovery routine (FRR) of the service request block (SRB) trapped an abend in order to record the event by using this WTO message.

In the message text:

*xxxx* Indicates the abend code for this error.  
*xxxxxxxx*

Indicates the reason code for this error.

**System action:** Processing ends for the affected SRB.

**User response:** Contact IBM Software Support.

---

**FRP3104E XCF SRB FAILURE: FRPSGSRB - Txxxx**  
**REASON=xxxxxxxx**

**Explanation:** A failure occurred in the server-side XCF group exit (FRPSGSRB). The functional recovery routine (FRR) of the service request block (SRB) trapped an abend in order to record the event by using this WTO message.

In the message text:

*xxxx* Indicates the abend code for this error.  
*xxxxxxxx*

Indicates the reason code for this error.

**System action:** Processing ends for the affected SRB.

**User response:** Contact IBM Software Support.

---

**FRP3105E XCF SRB FAILURE: FRPSSSRB - Txxxx**  
**REASON=xxxxxxxx**

**Explanation:** A failure occurred in the subordinate-server XCF group exit (FRPSSSRB). The functional recovery routine (FRR) of the service request block (SRB) trapped an abend in order to record the event by using this WTO message.

In the message text:

*xxxx* Indicates the abend code for this error.  
*xxxxxxxx*

Indicates the reason code for this error.

**System action:** Processing ends for the affected SRB.

**User response:** Contact IBM Software Support.

---

**FRP3106E XCF ERROR: module - MSGX RC=xx**  
**REASON=xxxxxxxx**

**Explanation:** A failure occurred in an XCF member exit. Either an IXCMGSI (XCF input message) or IXCMGSO (XCF output message) macro has failed. Because this error is not expected to occur, this SRB event is recorded by using this message.

In the message text:

*module* Indicates the module in which the failure occurred. *module* can be either FRPCMSRB (client-side exit) or FRPSMSRB (server-side exit).

*xx* Indicates the return code for this error.  
*xxxxxxxx*

Indicates the reason code for this error.

**System action:** Processing ends for the affected SRB.

**User response:** Contact IBM Software Support.

---

**FRP3107E XCF SRB FAILURE: module - CB=xxxx**  
**ARCLEV=xx**

**Explanation:** A failure occurred in a cross-system coupling facility (XCF) member exit. The service request block (SRB) has encountered an unsupported architecture level or control block.

In the message text:

*module* Indicates the module in which the failure occurred. *module* can be either FRPCMSRB (client-side exit) or FRPSMSRB (server-side exit).

*xxxx* Indicates the data that was found in the control block where a control block eye-catcher was expected.

*xx* Indicates the extracted architecture level that is not supported. The architecture level (ARCLEV) value is displayed if the eye-catcher represents a valid block.

**System action:** Processing ends for the affected SRB.

**User response:** Check that the client and the server are both running at the same maintenance level.

Contact IBM Software Support.

---

**FRP3108E ENF ERROR: FRPSENF - MSG $x$  RC= $xx$   
REASON= $xxxxxxxx$**

**Explanation:** A failure occurred in the server-side ENF listener exit (FRPSENF). The functional recovery routine (FRR) of the service request block (SRB) has trapped the abend in order to report the event by using this message.

**System action:** Processing ends for the affected SRB.

**User response:** Check that the client and the server are both running at the same maintenance level. Contact IBM Software Support.

---

**FRP3109E XCF SRB FAILURE: FRPCMSRB - SLOT MISMATCH**

**Explanation:** A failure occurred in the client-side XCF member exit (FRPCMSRB). The service request block (SRB) identified a consistency token mismatch between a server response and the associated client slot.

**System action:** Processing ends for the affected SRB. The client might be placed in wait state.

**User response:** Contact IBM Software Support.

---

**FRP3110E XCF SRB FAILURE: FRPCMSRB - BAD SLOT STATE FLAG1= $xx$**

**Explanation:** A failure occurred in the client-side XCF member exit (FRPCMSRB). The SRB identified an issue while processing a server response. The state of the associated client slot was not as expected.

In the message text:  
 $xx$  Indicates the slot state flag byte. This value is returned for diagnostic purposes.

**System action:** Processing ends for the affected SRB. The client might be placed in wait state.

**User response:** Contact IBM Software Support.

---

**FRP3111I RESMGR FRPSRV RC= $rc$ / $rsn$  FC= $fc$   
FDBK= $xxxxxxxx$   $xxxxxxxx$   $xxxxxxxx$**

**Explanation:** While attempting Repository Server (RS) client object cleanup, the RS client-side RESMGR exit (FRPCRMGR) issued an RS request, but the request failed or ended in error. This message is issued to capture the feedback for diagnostic purposes and might not represent any error.

In the message text:  
 $rc$  Indicates the return code for this error.  
 $rsn$  Indicates the reason code for this error.  
 $fc$  Indicates the RS function code that is listed in the FRPSRVPL macro.

$xxxxxxxx$   $xxxxxxxx$   $xxxxxxxx$   
Indicates the feedback that was captured for diagnostic purposes.

**System action:** RESMGR processing attempts to continue.

**User response:** Capture diagnostic information on request from IBM.

---

**FRP3112E RESMGR XCF2 RC= $rc$ / $rsn$  FC= $fc$   
FDBK= $xxxxxxxx$   $xxxxxxxx$   $xxxxxxxx$**

**Explanation:** While attempting Repository Server (RS) client object cleanup, the RS client-side RESMGR exit (FRPCRMGR) issued an RS stacking PC (FRPCXCF2) request, but this request failed.

In the message text:  
 $rc$  Indicates the return code for this error.  
 $rsn$  Indicates the reason code for this error.  
 $fc$  Indicates the CSSP function code. This code is not defined in an API macro and is only of value to IBM Software Support.

$xxxxxxxx$   $xxxxxxxx$   $xxxxxxxx$   
Indicates the feedback that was captured for diagnostic purposes.

**System action:** RESMGR processing attempts to continue.

**User response:** Contact IBM Software Support.

---

**FRP3113E RESMGR DELETE UNSUCCESSFUL  
RC= $xx$  TCB= $xxxxxxxx$**

**Explanation:** While attempting client FRP object cleanup, the FRP client-side RESMGR exit (FRPCRMGR) failed in its attempt to delete the RESMGR for the task.

In the message text:  
 $xx$  Indicates the return code from the RESMGR macro.

$xxxxxxxx$   
Indicates the TCB of the task where the RESMGR is running.

**System action:** RESMGR processing attempts to continue.

**User response:** Contact IBM Software Support.

---

**FRP4000E Function  $func$  failed with reason code  
 $rsn$   
Feedback:  $feedback\_word1$   $feedback\_word2$   
 $feedback\_word3$**

**Explanation:** The function  $func$  received an error with reason code  $rsn$ .

In the message text:  
 $func$  Indicates the Repository Server batch ADMIN function.  
 $rsn$  Indicates the reason code for this error.

## FRP4001E • FRP4009E

*feedback\_word1 feedback\_word2 feedback\_word3*

Indicates the IBM diagnostic and debugging information. The three feedback words provide the module ID and internal reason code for the module in which the error was generated.

**System action:** Processing is stopped at the point of error.

**User response:** See the FRPSRVRS macro in the IMS.SDFSMAC data set for the return code and a description of the error.

**Module:** FRPBATCH

---

### FRP4001E *FRPSSID* subsystem not found

**Explanation:** The subsystem is not installed. In the message text:

*FRPSSID*

Indicates the FRP subsystem ID.

**System action:** No action is required.

**User response:** Check that the installation of the subsystem was performed successfully.

**Module:** FRPBATCH

---

### FRP4002E XCF group *group* not found

**Explanation:** The z/OS cross-system coupling facility (XCF) group name that was specified on the EXEC statement cannot be found.

In the message text:

*group* Indicates the XCF group name as specified in the PARM parameter on the EXEC statement.

**System action:** None.

**User response:** Check that the XCF group name specified in the Repository Server configuration matches the name specified in the job parameters. Check that the Repository Server started successfully.

**Module:** FRPBATCH

---

### FRP4003E No FRP server is active in the XCF group *group*

**Explanation:** The Repository Server was not found in the z/OS cross-system coupling facility (XCF) group specified on the EXEC statement.

In the message text:

*group* Indicates the XCF group name as specified in the PARM parameter on the EXEC statement.

**System action:** None.

**User response:** Check that the XCF group name specified in the Repository Server configuration matches the name supplied in the job parameters. Check that the Repository Server started successfully.

**Module:** FRPBATCH.

---

### FRP4004E The FRP server is in shutdown mode

**Explanation:** Either an error occurred and the server was in the process of shutting down, or a shutdown command was issued for the server and the server was in the process of shutting down.

**System action:** Processing is stopped at the point of error.

**User response:** Check the server message log for error messages or shutdown request messages.

**Module:** FRPBATCH

---

### FRP4005E The FRP server has shutdown or has failed

**Explanation:** Either an error occurred in the server or a shutdown command was issued for the server, and the server is no longer active.

**System action:** Processing is stopped at the point of error.

**User response:** Check the server message log for error messages or shutdown request messages.

**Module:** FRPBATCH

---

### FRP4006E The FRP server is busy, try again later

**Explanation:** The FRP server is busy.

**System action:** Processing is stopped at point of error.

**User response:** Try resubmitting the JCL.

**Module:** FRPBATCH

---

### FRP4008E *repository\_name* repository not found

**Explanation:** The server could not find the IMSRSC repository identified in the message.

**System action:** Processing is stopped at the point of error.

**User response:** Check that the repository name supplied is correct. Check the server message log for error messages.

**Module:** FRPBATCH

---

### FRP4009E *repository\_name* repository not available

**Explanation:** The IMSRSC repository identified in the message might be stopped, stopping, or in error.

**System action:** Processing is stopped at the point of error.

**User response:** Check the server message log to examine the cause of the error. If the repository is in stopped status, it can be started again with a START command. If the cause is due to an error, contact IBM Software Support.



**Module:** FRPBATCH

---

**FRP4010E    User has insufficient access**

**Explanation:** Function call was rejected by the z/OS System Authorization Facility (SAF) due to lack of authority.

**System action:** No action is required.

**User response:** Check the server job log for SAF error messages that report the nature of the security violation. Verify that you have defined the SAF security as required. Restart the server or run the SECURITY REFRESH operator command to load the latest security settings.

**Module:** FRPBATCH

---

**FRP4022E    Repository *repository\_name* already defined in the catalog**

**Explanation:** An attempt was made to add a repository to the Repository Server (RS) catalog repository, but a repository of the same name already exists.

**System action:** Processing is stopped.

**User response:** Specify a unique repository name and retry.

**Module:** FRPBATCH

---

**FRP4031E    Catalog busy, repository definition entry *repository\_name* is not available**

**Explanation:** The entry in the Repository Server (RS) catalog repository for the IMSRSC repository *repository\_name* is not currently available. The RS catalog repository was in the process of making another, conflicting update.

**System action:** The command was rejected.

**User response:** Try again later.

**Module:** FRPBATCH

---

**FRP4032E    Repository *repository\_name* is not in stopped status**

**Explanation:** An IMSRSC repository must be stopped before you can attempt to update or delete it.

**System action:** Processing is stopped.

**User response:** Issue a stop request against the repository. Check the server message log for the stop completed message.

**Module:** FRPBATCH

---

**FRP4040W    Repository *repository\_name* RDS status is unchanged**

**Explanation:** Repository data set (RDS) status is unchanged. The repository data set is already in the required state.

**System action:** Processing continues.

**User response:** No action is required.

**Module:** FRPBATCH

---

**FRP4041E    Repository *repository\_name* RDS status not applicable**

**Explanation:** The status of the IMSRSC repository data set (RDS) is not applicable to this request. This message is issued when, for example, you attempt to use a repository data set that has a status of COPY1 or COPY2 as a SPARE data set.

**System action:** Processing is stopped.

**User response:** Display the repository information and check its current state. Check the server message log for error messages.

**Module:** FRPBATCH

---

**FRP4042E    Repository *repository\_name* DISCARD rejected, need SPARE RDS**

**Explanation:** A discard request was rejected because a SPARE repository data set is not available. This message is issued when, for example, you attempt to discard a COPY1 or COPY2 IMSRSC repository data set (RDS) when there is no SPARE repository data set available.

**System action:** Processing is stopped.

**User response:** Display the repository information and check its current state. Check the server message log for error messages.

**Module:** FRPBATCH

---

**FRP4043E    Repository *repository\_name* DISCARD rejected, last COPY RDS**

**Explanation:** A discard request was rejected because this is the last available COPY repository data set (RDS). This message is issued when, for example, you attempt to discard a COPY1 repository data set when there is no COPY2 repository data set.

**System action:** Processing is stopped.

**User response:** Display the repository information and check its current state. Check the server message log for error messages.

**Module:** FRPBATCH

---

**FRP4044E**    **Repository** *repository\_name* **RDS data sets invalid**

**Explanation:** IMSRSC repository data sets are invalid. This message is issued when, for example, you attempt to copy a discarded repository data set (RDS) to the SPARE repository data set but the basic validation for the data sets fails.

**System action:** Processing is stopped.

**User response:** Display the repository information and check its current state. Check the server message log for error messages.

**Module:** FRPBATCH

---

**FRP4045E**    **Repository** *repository\_name* **RDS data sets not empty**

**Explanation:** IMSRSC repository data sets are not empty. This message is issued when, for example, you attempted to change the status of a repository data set pair (RDS) from DISCARD to SPARE but the data sets are not empty. In this case, the status of the RDS is not changed and remains in a discarded state.

**System action:** Processing is stopped.

**User response:** Display the repository information and check its current state. Check the server message log for error messages.

**Module:** FRPBATCH

---

**FRP4046E**    **Resultant repository definition is invalid. Request rejected.**


**Explanation:** An ADD or UPDATE batch request for IMSRSC repository definition was rejected because an error was detected during validation of the repository definition.


**System action:** Processing is stopped.

**User response:** Review the parameter values that are specified in the request, correct any errors, and try the request again. If this is an UPDATE request, then the specified parameter values must be considered in the context of the current repository definition.

**Module:** FRPBATCH

**Related reference:**

 ADD command for FRPBATCH (System Programming APIs)

 UPDATE command for FRPBATCH (System Programming APIs)

---

**FRP4273E**    **Server error.**

**Feedback:** *feedback\_word1 feedback\_word2 feedback\_word3*

**Explanation:** An unexpected error occurred on the server.

In the message text:

*feedback\_word1 feedback\_word2 feedback\_word3*

Indicates the IBM diagnostic and debugging information. The three feedback words provide the module ID and internal reason code for the module in which the error was generated.

**System action:** Processing is stopped at point of error.

**User response:** Contact IBM Software Support.

**Module:** FRPBATCH

---

**FRP4700E**    **SYSPRINT DD is missing**

**Explanation:** SYSPRINT DD was not specified in the JCL.

**System action:** Processing is stopped immediately.

**User response:** Specify SYSPRINT DD in the JCL and retry.

**Module:** FRPBATCH

---

**FRP4701E**    **Error opening SYSPRINT file, RC=*rc***

**Explanation:** Error opening SYSPRINT file. In the message text:


*rc*            Indicates the DFSMS return code.

**System action:** Processing is stopped immediately.

**User response:** See the information about OPEN macro return codes.

**Module:** FRPBATCH

**Related reference:**

 z/OS: OPEN return and reason codes for non-VSAM macro instructions

---

**FRP4702E**    **SYSIN file missing**

**Explanation:** SYSIN DD was not specified in the JCL.

**System action:** Processing is stopped immediately.

**User response:** Specify SYSIN DD in the JCL and retry.

**Module:** FRPBATCH

---

**FRP4703E**    **Error opening SYSIN file. RC=*rc***

**Explanation:** An error occurred while opening the SYSIN file. In the message text:


*rc*            Indicates the DFSMS return code.

**System action:** Processing is stopped immediately.

**User response:** See the information about OPEN macro return codes.

**Module:** FRPBATCH

**Related reference:**

 z/OS: OPEN return and reason codes for non-VSAM macro instructions

**FRP4704E**    **Virtual storage obtain request failed.**  
**Length=***storage\_length*

**Explanation:** The specified amount of storage could not be obtained.

In the message text:  
*storage\_length*

Indicates the amount of storage that you failed to obtain.

**System action:** Processing is stopped immediately.

**User response:** Increase the region size of your job. If the problem persists, contact IBM Software Support.

**Module:** FRPBATCH

**FRP4705E**    **XCFGROUP must be supplied in the PARM parameter on the job EXEC statement**

**Explanation:** You must specify an XCFGROUP name in the PARM parameter of the EXEC statement.

**System action:** Processing is stopped immediately.

**User response:** Specify the required parameter in the EXEC statement and retry.

**Module:** FRPBATCH

**FRP4706E**    **The *parm* parameter is invalid**

**Explanation:** The parameter value specified in the PARM parameter was invalid.

**System action:** Processing is stopped immediately.

**User response:** Correct the required parameter in the EXEC statement and retry.

**Module:** FRPBATCH

**FRP4710E**    **The command *command* is unknown**

**Explanation:** An unrecognized command *command* was found in SYSIN data.

**System action:** Checking of input parameters continues, but no processing is performed.

**User response:** Correct the input statement in SYSIN data.

**Module:** FRPBATCH

**FRP4711E**    **The parameter *parm* is unknown**

**Explanation:** The named parameter *parm* is not valid for the current command.

**System action:** Checking of input parameters continues, but no processing is performed.

**User response:** Correct the input statement in SYSIN data.

**Module:** FRPBATCH

**FRP4712E**    ***parm* parameter parentheses error**

**Explanation:** Parameter values must be enclosed in parentheses.

**System action:** Checking of input parameters continues, but no processing is performed.

**User response:** Correct the input statement in SYSIN data.

**Module:** FRPBATCH

**FRP4713E**    ***parm* parameter length error**

**Explanation:** An error was detected in the specification of *parm* parameter length.

**System action:** Checking of input parameters continues, but no processing is performed.

**User response:** Correct the input statement in SYSIN data.

**Module:** FRPBATCH

**FRP4714E**    ***parm* parameter value error**

**Explanation:** An invalid parameter value for the specified parameter was entered.

**System action:** Checking of input parameters continues, but no processing is performed.

**User response:** Correct the input statement in SYSIN data.

**Module:** FRPBATCH

**FRP4715E**    **Too many values specified for parameter *parm***

**Explanation:** You specified too many values for parameter *parm*.

**System action:** Checking of input parameters continues, but no processing is performed.

**User response:** Correct the input statement in SYSIN data.

**Module:** FRPBATCH

---

**FRP4716E** *parm* parameter requires a value

**Explanation:** You did not specify a value for the parameter *parm*. This parameter requires a value.

**System action:** Checking of input parameters continues, but no processing is performed.

**User response:** Correct the input statement in SYSIN data.

**Module:** FRPBATCH

---

**FRP4717E** The parameter *parm* is required

**Explanation:** The named parameter is required for the current command.

**System action:** Checking of input parameters continues, but no processing is performed.

**User response:** Correct the input statement in SYSIN data.

**Module:** FRPBATCH

---

**FRP4718E** The repository name CATALOG is reserved and cannot be used

**Explanation:** The name CATALOG is reserved. You cannot use it as a name for an IMSRSC repository.

**System action:** Checking of input parameters continues, but no processing is performed.

**User response:** Choose another repository name and retry.

**Module:** FRPBATCH

---

**FRP4719E** Specify either STATUS or a repository name

**Explanation:** You cannot specify both STATUS and an IMSRSC repository name.

**System action:** Checking of input parameters continues, but no processing is performed.

**User response:** To list the status of all repositories, specify STATUS only. To display the details of a single repository, specify the repository name only.

**Module:** FRPBATCH

---

**FRP4720E** Parameter *parm* already specified

**Explanation:** Only one occurrence of the named parameter (*parm*) is allowed for the command.

**System action:** Checking of input parameters continues, but no processing is performed.

**User response:** Correct the input statement in the SYSIN data and resubmit the job.

**Module:** FRPBATCH

---

---

**FRP4721E** No *command* parameters specified

**Explanation:** You did not specify any parameters for command *command*.

**System action:** Checking of input parameters continues, but no processing is performed.

**User response:** Correct the input statement in the SYSIN data and resubmit the job.

**Module:** FRPBATCH

---

**FRP4730E** Cannot connect to the CATALOG

**Explanation:** An attempt to connect to the Repository Server (RS) catalog repository failed. The reason is described in the message that follows this message.

**System action:** No action is required.

**User response:** Check the message that follows, correct the problem, and retry.

**Module:** FRPBATCH

---

**FRP4733W** Repository *repository\_name* is already started

**Explanation:** An attempt was made to change the state of the IMSRSC repository *repository\_name* to started, but it is already in started state.

**System action:** Processing is continued.

**User response:** No action is required.

**Module:** FRPBATCH

---

**FRP4734W** Repository *repository\_name* is already stopped

**Explanation:** An attempt was made to change the state of the IMSRSC repository *repository\_name* to stopped, but it is already stopped.

**System action:** Processing is continued.

**User response:** No action is required.

**Module:** FRPBATCH

---

**FRP4736W** No repositories are defined in the CATALOG

**Explanation:** No IMSRSC repository is currently defined in the Repository Server (RS) catalog repository.

**System action:** None.

**User response:** No action is required.

**Module:** FRPBATCH

---

---

**FRP4737I**    **The repository START request has been scheduled successfully**

or

**The repository STOP request has been scheduled successfully**

**Explanation:** The IMSRSC repository request (START or STOP) was scheduled successfully.

**System action:** Processing continues.

**User response:** No action is required.

**Module:** FRPBATCH

---

**FRP4739W**    **Repository *repository\_name* is not state, processing continues**

**Explanation:** A START or STOP request for the IMSRSC repository *repository\_name* has not completed successfully within the MAXWAIT time, and the CONTINUE processing option was specified.

In the message text:

*repository\_name*

Indicates the name of the repository.

*state*        Indicates the repository state. *state* can be one of the following: started, stopped, or started/open.

**System action:** Processing continues.

**User response:** Display the repository information and check its current state. Check the server message log for error messages. If necessary, increase the MAXWAIT time.

**Module:** FRPBATCH

---

**FRP4740E**    **Repository *repository\_name* is not state, processing is aborted**

**Explanation:** A repository request has not completed successfully within the MAXWAIT time, and the ABORT processing option was specified.

In the message text:

*repository\_name*

Indicates the name of the IMSRSC repository.

*state*        Indicates the state of the repository. *state* can be either START or STOP.

**System action:** Processing stops.

**User response:** Display the repository information and check its current state. Check the server message log for error messages. If necessary, increase the MAXWAIT time or change the processing option from ABORT to CONTINUE.

**Module:** FRPBATCH

---

**FRP4741W**    *repository\_name* **repository not found**

**Explanation:** The server could not find the named IMSRSC repository.

In the message text:

*repository\_name*

Indicates the name of the repository.

**System action:** Processing continues.

**User response:** Make sure that the repository name that you provided is correct. Check the server message log for error messages.

**Module:** FRPBATCH

---

**FRP4750I**    *command\_name* **command processing completed successfully**

**Explanation:** Command processing completed successfully.

In the message text:

*command\_name*

Indicates the name of the command.

**System action:** None.

**User response:** No action is required.

**Module:** FRPBATCH

---

**FRP4751I**    *command\_name* **command processing completed with errors**

**Explanation:** Command processing completed with errors.

In the message text:

*command\_name*

Indicates the name of the command.

**System action:** Processing is stopped at the point of error.

**User response:** Locate the command in error by checking previous messages. Correct the errors and resubmit JCL statements from this point onwards.

**Module:** FRPBATCH

---

**FRP4752I**    **No commands processed due to control statement errors**

**Explanation:** An error was found during syntax checking of the SYSIN input. No commands were processed.

**System action:** No processing is performed.

**User response:** Check previous errors and correct SYSIN data.

**Module:** FRPBATCH

---

## FRP4753I

---

**FRP4753I** *command\_name* **command processing completed with warnings**

**Explanation:** Command processing completed with warnings.

In the message text:

*command\_name*

Indicates the name of the command.

**System action:** Processing continues.

**User response:** Locate the command with warnings by checking previous messages. If warnings are significant, correct the errors and resubmit JCL statements from this point onwards.

**Module:** FRPBATCH

---

## Chapter 10. G messages (system definition)

Messages associated with system definition begin with the prefix G.

Error messages indicate that the Stage 2 job stream is not produced because of the error condition. Where additional explanations are required, see IMS system definition information.

---

### G messages G000-G100

This topic contains the following messages:

---

**G000**            **IMSCTRL MUST BE 1ST STMT,  
IMSGEN MUST BE LAST.**

**Explanation:** The sequence of input to IMS system definition requires the IMSCTRL statement to be the first statement and the IMSGEN statement to be the last. This message is issued by other Stage 1 macros also.

---

**G001**            **MORE THAN ONE IMSCTRL STMT  
SPECIFIED.**

**Explanation:** Only one IMSCTRL statement can be specified for an IMS system definition.

---

**G002**            **FOLLOWING OPERAND(S) OMITTED  
OR INVALID:**

**Explanation:** The list can include one or more of the following: DBRC, ETOFEAT, IRLMNM, IMSID, MAXCLAS, MAXIO, MAXREGN, MSVID, or SYSTEM.

By operand, one of the listed errors was detected as follows:

**DBRC**

- More than one parameter was specified.
- The parameter was not specified as 'YES' or 'NO'.

**ETOFEAT**

- More than three subparameters were specified.
- The first parameter was not YES, NO, or null.
- The second parameter was not ALL or ONLY.
- A second parameter was specified when the first parameter was NO.
- The third subparameter was not ALL, NO, or ONLY.

**IRLMNM**

- More than one parameter was specified.
- The parameter was not 1 to 4 characters in length.
- The parameter does not consist of alphanumeric characters.

**IMSID**

- More than one parameter was specified.
- The parameter specified contained more than 4 characters.
- The parameter, as specified, was not alphanumeric.

**MAXCLAS**

- More than one parameter was specified.
- The parameter was not specified as a decimal value from 1 through 255.

**MAXIO**

- More than two parameters were specified.
- The first parameter is no longer used. It is kept only for compatibility purposes.
- The second parameter was specified, but not as a decimal value from 7 through 255.

**MAXREGN**

- More than four parameters were specified.
- The first parameter was specified, but not as a decimal value from 1 through 999.
- The second value was specified, but not as a value from 1 KB through 99999 KB.
- The third parameter was specified, but not as an alphanumeric character.
- The fourth parameter was specified, but not as an alphanumeric character.

**MSVID**

- More than one parameter was specified.
- The parameter was specified as a decimal number from 1 through 255.
- The parameter was not specified for a MSVERIFY type of system definition.

**SYSTEM**

- More than four parameters were specified.
- The first parameter was specified, but not as a decimal value from 1 to 31.
- The first part of the second parameter was not specified as ALL, CTLBLKS, NUCLEUS, BATCH, ON-LINE, MSVERIFY or MODBLKS.
- The second part of the second parameter was not specified as DB/DC, DBCTL, DCCTL, or null.

---

**G003**      **RELEASE AND MOD LEVEL NOT SPECIFIED OR INVALID; DEFAULT xxx ASSUMED.**

**Explanation:** This is a warning message. The specified third subparameter of the system keyword is not valid for the system specified or defaulted. The field xxx is the default release or modification level for the system specified. If VS/1 or VS/1V was specified as the first subparameter, the default is Release 7 Mod 0. If VS/2 was specified, the default is Release 3 Mod 8.

**Problem determination:** See the IMS system definition information for the valid keyword parameter for IMSCTRL.

---

**G004**      **HOST SYSTEM MUST BE MVS FOR IRLM**

**Explanation:** The IRLM feature can be included only if the host system, specified on the IMSCTRL macro, is specified as VS/2.

---

**G005**      **DBRCNM OPERAND IS INVALID. DEFAULT ASSUMED.**

**Explanation:** This is a warning message. One of the following occurred:

- More than one operand was specified.
- The operand exceeded 8 alphanumeric characters.
- The operand did not begin with an alphabetic character.

**System action:** The parameter is ignored and the default name is used.

---

**G006**      **IRLM OPERAND IS INVALID. NULL ASSUMED.**

**Explanation:** This is a warning message. One of the following occurred:

- More than one operand was specified.
- The only operands allowed are YES and NO.
- The IRLM keyword is specified without the IRLMNM keyword also being specified.

**System action:** The parameter is ignored and the default is used.

---

**G007**      **WARNING: PRDR PARM INCORRECT.**

**Explanation:** The PRDR parameter must consist of 1 through 8 alphanumeric or national characters; the first character must be alphabetic or national.

**System action:** Stage 1 does not complete successfully.

**Severity:** 4

---

**G009**      **SCP LEVEL MUST BE AT LEAST SP 2.1.3 - HSB KEYWORD IGNORED.**

**Explanation:** The level of MVS/XA specified cannot support XRF processing.

---

**G010**      **NAMECHK= SPECIFICATION INVALID**

**Explanation:** The name check parameter is invalid for one of the following reasons:

- The first positional parameter was incorrectly specified and should have been either YES or NO, where YES is the default.
- The second positional parameter was incorrectly specified and should have been either S1 or S2, where S1 is the default.
- The first positional parameter and the second parameter formed an invalid combination.

The following combinations are allowed:

```
NAMECHK=YES
NAMECHK=(,S1)
NAMECHK=(YES,S1)
NAMECHK=NO
NAMECHK=(NO,S1)
NAMECHK=(NO,S2)
```

**System action:** The default is used for the invalid parameter.

**Programmer response:** Change the NAMECHK= keyword specification.

**Severity:** 2

---

**G011**      **WARNING: THE DBRC|MAXIO KEYWORD IS NO LONGER USED AND IS IGNORED.**

**Explanation:** The DBRC|MAXIO keyword is for compatibility only. If specified, it is ignored. The DBRC value is specified in the DFSIDEF0 module that is built by IVP or can be assembled and bound from the sample provided in SDFSSMPL.

**System action:** None.

**Severity:** 2

---

**G012**      **HSB KEYWORD INVALID FOR BATCH SYSTEM - IGNORED**

**Explanation:** XRF capability cannot be requested when defining a batch system.

---

**G013**      **NO XRF CAPABILITY DUE TO PREVIOUS ERROR(S)**

**Explanation:** The HSB keyword on the IMSCTRL macro was ignored because of previous errors. See message G009 or G012, issued before this message, to determine why the keyword was ignored.



**Related information:**

“G009” on page 286

“G012” on page 286

---

**G014 HSB KEYWORD PARAMETER  
INVALID - DEFAULT 'NO' ASSUMED**

**Explanation:** The only acceptable values for the HSB keyword on the IMSCTRL keyword are YES and NO. Neither was specified; NO is assumed.

---

**G015 MORE THAN ONE IMSCTF STMT  
SPECIFIED.**

**Explanation:** Only one IMSCTF statement can be specified for an IMS system definition.

---

**G016 FOLLOWING OPERAND  
SPECIFICATIONS ARE INVALID: *list***

**Explanation:** The list of operands (*list*) can include one or more of the following: APNDG, CORE, CPLOG, DISKLOG DYLOG, LOG, RDS, or SVCNO. (This message might be issued by the MSGEN macro also.)

The possible error conditions are listed by operand as follows:

**APNDG**

- Too many parameters were specified.
- Specified or defaulted parameters were not 2 characters each.
- Specified parameters were not in the range of WA through Z9.
- Specified parameters were not unique.
- CTC appendage was specified for non-z/OS system.

**CORE**

- More than four parameters were specified.
- One or more of the parameters specified was not a decimal value.
- One or more of the first three parameters was not in the range of 1 through 16000.
- The fourth parameter was not within the range of 0 through 252.
- Value 1 plus value 3 exceeded value 2.

**CPLOG**

- More than one parameter was specified.
- The parameter specified was not a decimal number within the range of 500 through 16777215.

**DISKLOG**

- More than one parameter was specified.
- The specified parameter was not YES or NO.

**DYLOG**

- More than three parameters were specified.
- The first parameter was not specified as 3350, 3340, 3330, 2314, or 2305.
- The second parameter was not a decimal number in the range of 516 through the

track size of the device specified (or defaulted) in the first parameter.

- The third parameter was not in the range of 2 through 32767.

**LOG**

- More than two parameters were specified.
- A parameter other than SNGL, DUAL, or MONITOR was specified.
- An invalid combination of parameters was specified. For example, LOG=(SNGL,DUAL).

**RDS**

- More than three parameters were specified.
- The first parameter was not specified as 3350, 3340, 3330, 2314, or 2305.
- The second parameter was not a decimal number in the range of 1024 through the track size of the device specified (or defaulted) in the first parameter.
- The third parameter was not in the range of 2 through 32767.

**SVCNO**

- Too many parameters were specified.
- The second operand was not a decimal number between 128 through 255, or the third parameter was not a decimal number between 200 through 255.
- Any two specified or defaulted parameters are the same.

---

**G017 WARNING: TYPE 1 SCVNO IGNORED**

**Explanation:** This is a warning message. You specified a type 1 SVC number in the SVCNO keyword of the IMSCTF macro. The type 1 SVCs are no longer used and are therefore ignored.

---

**G018 WARNING: OSAM CHANNEL END  
APPENDAGE IGNORED**

*or*

**OSAM OR CTC CHANNEL END APPENDAGE IS  
IGNORED.**

**Explanation:** This is a warning message.

The first form of this message is issued when an OSAM channel end appendage suffix is specified in the APNDG keyword of the IMSCTF macro. The OSAM channel end appendage is no longer used by IMS. Therefore, this specification is ignored.

The second form of this message is issued because either an OSAM or MSC CTC channel end appendage suffix is specified in the APNDG keyword of the IMSCTF macro. OSAM and CTC channel end appendage suffixes are no longer used by IMS. Therefore, this specification is ignored.

---

**G019      MACLIB OPERAND IS OBSOLETE.**

**Explanation:** System definition no longer creates a copy job step for the macros. SMP/E places the macros into the databases with the low order names of ADFSMAC and SDFSMAC.

**System action:** System definition continues.

**Programmer response:** No action is required. Remove the MACLIB operand from the IMSGEN macro to eliminate this message the next time system definition is run.

**Severity:** 2

---

**G032      DASD OPERAND IS INVALID.**

**Explanation:** The specification of DASD is no longer supported. CORE is assumed.

**System action:** System definition continues.

**System programmer response:** Remove the specification prior to the next system definition that is performing.

**Severity:** 2

---

**G034      SPAREA MACRO NO LONGER  
REQUIRED. ALL PARAMETERS  
IGNORED.**

**Explanation:** The SPAREA macro is no longer required. All parameters are ignored.

**System action:** The system definition continues normally. The SPAREA macro is ignored.

**System programmer response:** Remove the SPAREA macro before performing the next system definition.

**Severity:** 2

---

**G035      FIXED OPERAND IS INVALID.**

**Explanation:** The FIXED operand is no longer supported.

**System action:** System definition continues.

**System programmer response:** Remove the FIXED operand before performing the next system definition.

**Severity:** 2

---

**G040      MORE THAN ONE BUFPOOLS STMT  
SPECIFIED.**

**Explanation:** Only one BUFPOOLS macro-instruction statement is allowed within an IMS system definition.

---

**G041      THE FOLLOWING OPERANDS ARE  
INVALID: *list***

**Explanation:** List can include one or more of the following: PSB, PSBW, DMB, DBASE, COMM, GENERAL, FORMAT, FRE, SASPSB

- For GENERAL operand specifications, either more than one parameter was specified in the operand, or the parameter was not specified as a decimal number in the range of 5000 through 999000.
  - For PSB, PSBW, DMB, DBASE, AND COMM, operand specifications, either more than one parameter was specified in the operand, or the parameter was not specified as a decimal number less than or equal to 999000.
  - For FORMAT operand specifications, either more than 2 parameters were specified in the operand, or the first parameter was not specified as a decimal number in the range of 2000 through 999000, or the second parameter was not specified as a decimal number in the range 0 through 998999, or the second parameter is greater than or equal to the first parameter.
  - For FRE operand specifications, either more than one parameter was specified in the operand, or the parameter was not specified as a decimal number in the range of 10 through 65535.
  - For SASPSB operand specifications only one operand was specified. Two are required.
  - For SASPSB operand specifications one or both of the SASPSB operands was not a numeric value between 0 and 9999000.
- 

**G050      MORE THAN ONE MSGQUEUE STMT  
SPECIFIED.**

**Explanation:** You can only specify one MSGQUEUE statement for an IMS system definition.

**User response:** Correct the definition.

---

**G051      DSETS OPERAND IS OMITTED OR  
INVALID.**

**Explanation:** One of the following occurred:

- The DSETS operand was not specified.
  - The specified operand contained more than two than three parameters.
  - An unsupported device was specified in one or more of the parameters.
- 

**G052      FOLLOWING OPERAND  
SPECIFICATIONS ARE INVALID: *list***

**Explanation:** The list of operands (*list*) can include one or more of the following: BUFFERS, RECLNG, or SHUTDWN.

The possible error conditions by operand are as follows:

**BUFFERS**

- More than two parameters were specified.
- The first parameter was not a decimal number from 3 through 9999.
- The second parameter was not a decimal number greater than or equal to the second parameter specified (or defaulted) in the RECLNG= keyword through 32 764, inclusive.

**RECLNG**

- More than two parameters were specified.
- The first parameter was not a decimal value from 392 through 32 764, inclusive.
- The second parameter was not a decimal value from 672 through 32 764.
- The first parameter was greater than the second parameter.

**SHUTDWN**

- More than one parameter was specified.
- The parameter specified was not a decimal number less than 32768.

---

**G053      BUFFER SIZE EXCEEDS TRACK LENGTH; TRACK=*length*.**

**Explanation:** The specified or default value of the second parameter of the BUFFERS keyword operand was less than the track capacity of the device that contained the smallest track length specified in the DSETS keyword operand. The buffer size cannot exceed 32K bytes, or the track length, whichever is smaller.

---

**G054      ERROR IN MRQPSBN OPERAND. DEFAULT ASSUMED.**

**Explanation:** One or more of the following occurred:

- More than one operand was specified for the MRQPSBN keyword on the MSGQUEUE macro statement.
- The specified operand was not alphanumeric.
- The specified operand exceeded 8 characters.

**System action:** This warning message is issued, and the default name MRQPSB is assigned.

---

**G055      RECLNG PARAMETER 1 OR 2 IS NOT EVENLY DIVISIBLE BY THE QBLKS LRECL VALUE OF 56.**

**Explanation:** The RECLNG parameter specifies a value that is not evenly divisible by the IMS.QBLKS data set logical record length (LRECL). This results in unused space on the OLDS data set.

**System action:** If the BUFFERS parameter size3 value was not specified, the size3 calculation uses the values in RECLNG parameters size1 and size2. If BUFFERS size3 was specified, RECLNG size1 and size2 are not used for calculating size3. Stage 1 will complete normally.

**Programmer response:** No action is required. If size3

was not specified and you want to reduce the amount of unused space on the OLDS data set, respecify RECLNG size1 and size2 so they are an even multiple of the IMS.QBLKS data set LRECL value of 56.

**Severity:** 0

---

**G056      THE MAXIMUM OF 999 LTERMS WAS EXCEEDED FOR MASTER, SECONDARY MASTER, OR XRF LU6 TERMINAL STATEMENTS.**

**Explanation:** You have more than 999 NAME statements (LTERMS) defined for the master, secondary master, or XRF LU6 terminal.

**System action:** Stage 1 does not complete successfully.

**Programmer response:** Correct the stage 1 input and rerun the stage 1.

**Severity:** 4

---

**G060      POOL STMT MUST OCCUR WITHIN A SWITCHED LINEGRP.**

**Explanation:** The preceding LINEGRP statement does not define a SWITCHED line group.

---

**G061      LINE/POOL SPECIFICATION LIMIT EXCEEDED.**

**Explanation:** The number of LINE statements plus the number of POOL statements exceeded 999.

---

**G070      SUBPOOL STMT MUST FOLLOW POOL/VTAMPOOL STMT; SUBPOOL SPECIFICATION IS IGNORED.**

**Explanation:** One of the following occurred:

- Either a POOL or a VTAMPOOL statement did not precede this SUBPOOL statement. The POOL statement is required to define one or more switched BTAM LTERM SUBPOOLS, and a VTAMPOOL statement to define one or more VTAM LTERM SUBPOOLS for parallel LUTYPE6 sessions.
- A LINE statement occurred preceding this SUBPOOL statement and following any preceding POOL statement.
- For a VTAM LTERM SUBPOOL for LUTYPE6 parallel sessions, a TYPE, TERMINAL, or NAME statement occurred preceding this SUBPOOL statement and following a preceding VTAMPOOL statement.

---

**G072      NAME OPERAND IS OMITTED OR INVALID**

**Explanation:** One of the following occurred:

- The operand was omitted for a VTAM LTERM SUBPOOL for LUTYPE6 parallel sessions.
- The parameter exceeded 8 alphanumeric characters.

## G073 • G092

- The parameter did not begin with an alphabetic character.
- More than one parameter was specified.
- The operand was specified for a BTAM switched LTERM SUBPOOL.

---

### G073 MSGDEL OPERAND IS INVALID

**Explanation:** One of the following occurred:

- The parameter was not specified as SYSINFO, or NONIOPCB.
- More than one parameter was specified.

---

### G074 SPECIFIED SUBPOOL NAME IS A DUPLICATE

**Explanation:** You have specified the SUBPOOL NAME operand previously.

---

### G080 USER ROUTINE TABLE FULL.

**Explanation:** This is a warning message. More than 200 user routines were defined to be included in the generated system.

**System action:** All user routines which exceed the limit are not included.

---

### G085 COMMUNICATION TERMINAL TABLE (CTT) EXCEEDED.

**Explanation:** More than 255 unique communication devices were defined.

---

### G090 MORE THAN ONE COMM STATEMENT SPECIFIED.

**Explanation:** Only one COMM macro-instruction statement is allowed within an IMS system definition.

#### APPLID

- The parameter did not begin with an alphanumeric character.
- The parameter contained more than 8 alphanumeric characters.
- More than one parameter was specified.

#### CIPHER

- More than two parameters were specified.
- A parameter was used which did not begin with an alphabetic character or was more than 8 characters long.
- OPTIONS=NOCIPH was coded but a conflicting CIPHER operand was used.

#### MFSEXIT

- More than two parameters were specified.
- A parameter was specified and it was not a decimal number.

- The first parameter was not equal to or greater than 0 and less than the default or specified value of the second parameter.
- The second parameter was not equal to or greater than the default or specified value of the first parameter.

#### OPTIONS

- More than ten parameters were specified.
- No valid parameter specifications were made.
- Conflicting or duplicate parameter specifications were made.

#### PASSWD

- The parameter did not begin with an alphanumeric character.
- The parameter contained more than 8 alphanumeric characters.
- More than one parameter was specified.

#### RECANY

- More than two parameters were specified.
- The first parameter was specified, but not as a decimal number greater than 0 and less than or equal to 500.
- The second parameter was specified, but not as a decimal number greater than or equal to 50 and less than or equal to 4095.

#### SECCNT

- More than one parameter was specified.
- The parameter was specified, but not as a decimal number greater than or equal to 0 and less than or equal to 3.

---

### G091 COMM STATEMENT MUST BE DEFINED BEFORE ANY VTAM TERMINAL OR VTAMPOOL DEFINITIONS.

**Explanation:** The COMM macro must be placed before any VTAM TERMINAL or VTAMPOOL definitions in the Stage 1 input sequence.

**System action:** The stage 1 does not complete successfully.

**Programmer response:** Correct the specification and rerun Stage 1.

---

### G092 THE OPTIONS PARAMETERS MSTEXIT AND NOMSTEX ARE NO LONGER USED AND WILL BE IGNORED.

**Explanation:** The MSTEXIT and NOMSTEX parameters can no longer be coded in the OPTIONS keyword on the COMM macro. The following OPTIONS PARAMETERS are invalid:

- MSPEXIT and NOMSPEX

The user exit DFSCMPR0 is not valid; use the DFSMSCE0 exit.

- MSLEXIT and NOMSLEX

The user exit DFSCMLR0 is not valid; use the DFSMSCE0 exit.

**System action:** The parameters are ignored.

**Programmer response:** No action is required; however, you should remove the invalid parameters from the OPTIONS keyword of the COMM macro.

**Severity:** 2

---

G098 THE FOLLOWING OPERANDS ARE  
INVALID: *list*

---

## G messages G101-G400

This topic contains the following messages:

---

G101 POSITIONAL PARAMETER(S)  
INVALID.

**Explanation:** The positional parameters of the DATABASE statement are valid only when specified as INDEX or RESIDENT, or both.

---

G102 DBD OPERAND IS OMITTED OR  
INVALID.

**Explanation:** One of the following occurred:

- The DBD keyword operand was not specified.
- A DBD keyword operand parameter did not begin with an alphabetic character.
- A DBD keyword operand parameter contained more than 8 alphanumeric characters.
- The value begins with the string 'DFS' or 'DBCDM', or it contains a reserved word.

**System action:** Stage 1 does not complete successfully.

**Programmer response:** Correct the specification and rerun stage 1.

**Severity:** 4

---

G103 DBD OPERAND CONTAINS  
DUPLICATE SPECIFICATION.  
SPECIFIED DBD NAME WAS *name*

**Explanation:** The DBD name was previously specified on a DATABASE statement.

---

G104 ACCESS OPERAND SPECIFIED  
INCORRECTLY

**Explanation:** One of the following occurred:

- More than one parameter was specified.
- The specified parameter was not one of the following: RO, RD, UP, EX

---

G105 DATABASE STATEMENT TOTAL

**Explanation:** The possible errors detected for the operand AOEXIT are as follows:

- More than one parameter was specified.
- The parameter was not specified as YES or NO.

**System action:** The stage 1 does not complete successfully.

**Programmer response:** Correct the specification and rerun stage 1.

**Severity:** 4

---

SPECIFICATION EXCEEDED.

**Explanation:** The total number of DATABASE specifications was exceeded. The total DATABASE definition cannot exceed 32,700.

**System action:** The Stage 1 assembly fails.

**Programmer response:** Limit the number of DATABASE definitions to 32,700.

**Severity:** 4

---

G110 MORE THAN 1 SECURITY  
STATEMENT SPECIFIED

**Explanation:** A SECURITY macro statement has already been processed. It is invalid to have more than one.

---

G111 RACF NOT SUPPORTED FOR THE  
OPERATING SYSTEM SPECIFIED ON  
IMSCTRL.

**Explanation:** The RACF specification (TYPE=RACFTERM or RACFAGN) is valid only for VS/2 Release 3.7 or later (z/OS).

---

G112 THE FOLLOWING OPERANDS ARE  
INVALID: *list*

**Explanation:** The list can include one or more of the following: PASSWD, RCLASS, SECCNT, SECLVL, TERMNL, TRANCMD, or TYPE.

The possible error conditions by operand are as follows:

**RECLASS**

- More than one parameter was specified.
- The parameter was not specified as 1 to 7 alphanumeric characters.

**SECCNT**

- More than one parameter was specified.
- The parameter was not specified as 0, 1, 2, or 3.

**SECLVL**

- An invalid parameter was specified.
- Two mutually exclusive parameters were specified.
- More than two parameters were specified.
- TRANAUTH was specified with NOSIGN.
- FORCTRAN was specified with NOSIGN or SIGNON.

**TRANCMD, PASSWD, or TERMNL**

- More than one parameter was specified.
- The parameter was not specified as FORCE, YES, or NO.

**TYPE**

- An invalid parameter was specified.
- Two mutually exclusive parameters were specified.
- More than seven parameters were specified.
- TRANEXIT was specified with NORACTRM and NOSIGNEX.
- More than one of the following parameters was specified: RAS, NORAS, RASRACF, and RASEXIT.

SECURITY macro must be specified in the DFSPBxxx or DFSDCxxx IMS PROCLIB member.

**System action:** The SECURITY macro is ignored and IMS stage 1 processing continues. A return code of 2 is issued for the stage 1 job.

**System programmer response:** Make sure that the DFSPBxxx and DFSDCxxx IMS PROCLIB member includes the correct security definitions. If so, the message can be ignored. If not, move the SECURITY macro definitions into the DFSPBxxx or DFSDCxxx IMS PROCLIB member so that IMS uses the correct security definitions after the next cold start.

---

**G113 TYPE SECLVL PARAMETER COMBINATION IS INVALID**

**Explanation:** One of the following problems has occurred:

- TYPE=(NORACTRM,NOTRANEX, NOSIGNEX) was specified or defaulted and the SECLVL operand specified either FORCTRAN, TRANAUTH, FORCSIGN, or SIGNON.
- TYPE=(NORACTRM,NOTRANEX) was specified or defaulted, and the SECLVL operand specified either FORCTRAN or TRANAUTH.
- TYPE=(TRANEXIT) was specified with no corresponding value for SECLVL. When TRANEXIT is specified, you must specify SECLVL, with a valid combination of TRANAUTH|FORCTRAN and SIGNON|FORCSIGN.

---

**G114 TYPE=RACFTERM NOT SPECIFIED; RCLASS IGNORED.**

**Explanation:** This is a warning message. It is not valid to specify a RACF subsystem ID unless TYPE=RACFTERM or RACFAGN is also specified; therefore, the specification is ignored.

---

**G115 SECURITY MACRO IS NOT SUPPORTED. SPECIFY SECURITY OPTIONS USING IMS EXECUTION PARAMETERS.**

**Explanation:** The SECURITY macro is no longer supported. All the parameters that were in the

---

**G116 BUFPOOLS MACRO IS NOT SUPPORTED. SPECIFY BUFFER POOL OPTIONS USING IMS EXECUTION PARAMETERS.**

**Explanation:** The BUFPOOLS macro is no longer supported. All the parameters that were in the BUFPOOLS macro must be specified in the DFSPBxxx member of the IMS PROCLIB data set.

**System action:** The BUFPOOLS macro is ignored and IMS stage 1 processing continues. A return code of 2 is issued for the stage 1 job.

**System programmer response:** Make sure that the DFSPBxxx IMS PROCLIB member includes the correct buffer pool options. If so, the message can be ignored. If not, move the BUFPOOLS macro definitions into the DFSPBxxx member of the IMS PROCLIB data set so that IMS uses the correct buffer pool definitions after the next cold start.

**Module:**

---


**G117 SIMEXIT=YES IS NOT SUPPORTED. SPECIFY SIMEXIT USING IMS EXECUTION PARAMETERS.**

**Explanation:** The SIMEXIT= keyword in the COMM macro is no longer supported. The SIMEXIT= keyword must be specified in the DFSPBxxx member of the IMS PROCLIB data set.

**System action:** The SIMEXIT= keyword in the COMM macro is ignored. IMS stage 1 processing continues. A return code 2 is issued for the stage 1 job.

**System programmer response:** Specify SIMEXIT=Y in the DFSPBxxx member of the IMS.PROCLIB data set so that the IMS system loads the DFSSIML0 user exit during IMS initialization.

**Related reference:**

 COMM macro (System Definition)

---

**G118 FESEXIT=YES IS NOT SUPPORTED. SPECIFY FESEXIT AND FESTIM USING IMS EXECUTION PARAMETERS.**


---

**Explanation:** The **FESEXIT=** keyword in the **COMM** macro is no longer supported. The **FESEXIT** keyword and optionally the **FESTIM** keyword must be specified in the **DFSPBxxx** member of the **IMS.PROCLIB** data set.

**System action:** The **FESEXIT** keyword in the **COMM** macro is ignored and IMS stage 1 processing continues. A return code 2 is issued for the stage 1 job.

**System programmer response:** Specify **FESEXIT=Y** in the **DFSPBxxx** member of the **IMS.PROCLIB** data set so that the IMS system loads the **DFSFEBJ0** user exit during IMS initialization. If an override **FES** timeout value is desired, then specify **FESTIM=** in the **DFSPBxxx** member of the **IMS.PROCLIB** data set.

**Related reference:**

 **COMM** macro (System Definition)

---

**G119 MFSEXIT= IS NOT SUPPORTED. SPECIFY MFSEXITF= AND MFSEXITS= USING IMS EXECUTION PARAMETERS.**

---


**Explanation:** The **MFSEXIT=** keyword in the **COMM** macro is no longer supported. The **MFSEXITF** and **MFSEXITS** keywords must be specified in the **DFSPBxxx** member of the **IMS.PROCLIB** data set.

**System action:** The **MFSEXIT** keyword in the **COMM** macro is ignored. IMS stage 1 processing continues. A return code 2 is issued for the stage 1 job.

**System programmer response:** Specify **MFSEXITF=** and **MFSEXITS=** in the **DFSPBxxx** member of the **IMS.PROCLIB** data set so that the IMS system loads the **MFS** field and segment user exits, **DFSME000-DFSME127** during IMS initialization.

**Module:**

**Related reference:**

 **COMM** macro (System Definition)

---

**G120 OPTIONS=USERMSG IS NOT SUPPORTED. SPECIFY USERMSG USING IMS EXECUTION PARAMETERS.**

---

**Explanation:** The **OPTIONS=USERMSG** keyword parameter in the **COMM** macro is no longer supported. The **USERMSG** keyword must be specified in the **DFSPBxxx** member of the **IMS.PROCLIB** data set.

**System action:** The **OPTIONS=USERMSG** keyword parameter in the **COMM** macro is ignored. IMS stage 1 processing continues. A return code 2 is issued for the stage 1 job.

**System programmer response:** Specify **USERMSG=Y** in the **DFSPBxxx** member of the **IMS.PROCLIB** data set so that the IMS system loads the **DFSCMTU0** user message table during IMS initialization.

**Related reference:**

 **COMM** macro (System Definition)

---

**G121 USERLIB= IS NOT SUPPORTED.**

---

**Explanation:** The **USERLIB=** keyword in the **IMSGEN** macro is no longer supported. The user-supplied exit routines previously linked from **USERLIB** during system generation are now loaded during IMS initialization.

**System action:** The **USERLIB** keyword in the **IMSGEN** macro is ignored. IMS stage 1 processing continues.

**System programmer response:** Make sure that the user-supplied exit routines that need to be loaded by the IMS system during IMS initialization are placed in an authorized library in the **JOBLIB**, **STEPLIB**, or **LINKLIST** library concatenated in front of the **IMS.SDFSRESL** data set.

---

**G122 IMSCTF MACRO IS NOT SUPPORTED. SPECIFY IMSCTF OPTIONS USING IMS EXECUTION PARAMETERS, OR BY CODING THE DFSIDEF0 MODULE.**

---

**Explanation:** The **IMSCTF** macro is no longer supported.

**System action:** The **IMSCTF** macro is ignored and IMS stage 1 processing continues. A return code of 2 is issued for the stage 1 job.

**System programmer response:** You can specify the **CPLOG=**, **PRDR=** and **RDS=** keywords in the following locations:

- In the **DFSPBxxx** member of the **IMS PROCLIB** data set.
- In **JCL**.

You can specify the **SVC2=** keyword in the following locations:

**Important:** If you use the Open Database Access (ODBA) interface or the database resource adapter (DRA) and you do not want to use the default value of 254 for the type 2 **SVC** number, you can define the number only by using the **DFSIDEF** macro of the **DFSIDEF0** module.

- In the **DFSPBxxx** member of the **IMS PROCLIB** data set.
- In **JCL**.

## G123 • G151

• On the DFSIDEF macro of the DFSIDEF0 module.  
The value that is specified in the DFSPBxxx member or in JCL overrides the value that is specified on the DFSIDEF macro.

You can specify the SVC4= keyword on the DFSIDEF macro of the DFSIDEF0 module.

The LOG= keyword is obsolete and has no equivalent online specification.

### Related concepts:

➔ IMS SVC modules (System Administration)

### Related reference:

➔ DFSPBxxx member of the IMS PROCLIB data set (System Definition)

➔ SVC2= parameter for procedures (System Definition)

➔ CPLOG= parameter for procedures (System Definition)

➔ PRDR=name parameter for procedures (System Definition)

➔ RDS= parameter for procedures (System Definition)

---

### G123 LGEN IS NO LONGER SUPPORTED. USE STANDARD SYSGEN.

**Explanation:** The LGEN parameter is specified in the IMSCTRL macro, but LGEN is no longer supported.

**System action:** Stage 1 assembly fails with return code 4.

**System programmer response:** Delete the LGEN parameter and use standard system generation.

---

### G140 NUMBER OF NAMED MACROS DEFINED EXCEEDS MAXIMUM

**Explanation:** The number of NAME macros or statements specified in stage 1 exceeds the maximum, which is an internal limit. The actual maximum in any system definition is dependent upon the number of remote LTERMS that are defined.

**System action:** The NOGO switch is set and the stage 1 does not complete normally.

**Programmer response:** Correct the specification and rerun stage 1.

---

### G141 INTERNAL ERROR DETECTED IN PCHCOMU MACRO

**Explanation:** An internal error has been detected in the execution of the PCHCOMU macro during a stage 1 assembly.

**System action:** The NOGO switch is set and the stage 1 does not complete normally.

**Programmer response:** Attempt to run the stage 1 assembly. If the problem continues, contact the IBM support center for assistance.

---

### G142 MSNAME BEGINS WITH NUMERIC CHARACTER - msname

**Explanation:** The specified msname has been detected in the execution of the PCHCOMC macro during a stage 1 assembly because its name starts with a numeric character.

#### msname

The label of the MSNAME macro in the SYSGEN stage 1 definition.

**System action:** The NOGO switch is set and the stage 1 assembly does not complete normally.

**Programmer response:** Correct the msname and attempt to rerun the stage 1 assembly.

---

### G143 MSNAME IS A RESERVED NAME - msname

**Explanation:** The specified msname has been detected in the execution of the PCHCOMC macro during a stage 1 assembly because it matches with one of the following reserved words or one of the command keywords.

- Starts with numeric character
- BASICEDT
- DBCDM : starts with DBCDM
- DBRC : starts with DBRC
- DFS : starts with DFS
- ISCEDT : starts with ISCEDT
- MSDB : starts with MSDB
- MSNI : starts with MSNI
- MSNS : starts with MSNS
- SDB : starts with SDB
- SECURITY
- WTOR : starts with WTOR

#### msname

The label of the MSNAME macro in the SYSGEN stage 1 definition.

**System action:** The NOGO switch is set and the stage 1 assembly does not complete normally.

**Programmer response:** Correct the msname and attempt to rerun the stage 1 assembly.

---

### G151 THE MAXIMUM NUMBER OF STEPS (255) FOR THIS JOB HAS BEEN EXCEEDED

**Explanation:** With the ONEJOB= subparameter on the IMSGEN macro set to YES, a maximum of 255 steps are allowed. This message is issued from PCHJOB macro.



**System action:** The Stage 1 assembly does not complete successfully.

**System programmer response:** Reduce the number of steps per job by specifying ONEJOB=NO and rerun the Stage 1 assembly.

**Severity:** 4

**G170 ETOFEAT=(,ALL|ONLY) IS INVALID IF NO DC IS DEFINED.**

**Explanation:** The ETOFEAT keyword was defined with subparameter three specified as ALL or ONLY. But the stage 1 input deck did not contain any data communication system definition macro statements. Therefore, the normal stage 1 output cannot be generated.

**System action:** The NOGO switch is set, and the stage 1 will not complete normally.

**System programmer response:** Redefine the keyword, or add data communication system definition macro statements to the stage 1 input deck. Run the stage 1 input job again.

**Severity:** 4

**G201 POSITIONAL PARAMETER(S) INVALID.**

**Explanation:** One of the following has occurred:

- More than one positional parameter was specified.
- A positional parameter other than DOPT or RESIDENT was specified.
- DOPT and SCHTYP=PARALLEL, which are mutually exclusive, were specified.

**G202 PGMTYPE OPERAND IS INVALID.**

**Explanation:** One of the following occurred:

- More than three parameters were specified.
- TP and BATCH were both specified.
- TP, BATCH, or OVLY was specified twice.
- A parameter was not specified as TP, BATCH, or OVLY.
- The class number was not specified as a value from 1 to 255 inclusive
- The class number was greater than the specified or defaulted value of the MAXCLAS operand of the IMSCTRL statement.

**G203 SCHDTYP OPERAND IS INVALID.**

**Explanation:** One of the following occurred:

- More than one parameter was specified.
- The parameter was not specified as SERIAL or PARALLEL.

**G205 PSB OPERAND IS OMITTED OR INVALID.**

**Explanation:** One of the following occurred:

- The PSB keyword operand was not specified.
- More than one parameter was specified.
- The parameter did not begin with an alphabetic character, or it contained more than 8 alphanumeric characters.
- The value begins with the string DFS or DBCDM, or it contains a reserved word.

**System action:** Stage 1 does not complete successfully.

**Programmer response:** Correct the specification and rerun stage 1.

**Severity:** 4

**G206 PSB OPERAND IS A DUPLICATE.**

**Explanation:** The specified PSB name was previously specified on an APPLCTN macro-instruction statement.

**G207 SYSID OPERAND IS INVALID.**

**Explanation:** One of the following occurred:

- The specified SYSID keyword operand did not contain two parameters.
- The specified parameter was not a decimal value from 1 through 2036.
- The same value was specified for both SYSID parameters.

**System action:** Stage 1 does not complete successfully.

**Programmer response:** Correct the specification and rerun stage 1.

**Severity:** 4

**G208 FPATH OPERAND IS INVALID.**

**Explanation:** The FPATH= keyword operand is not one of the following valid specifications: FPATH=YES, FPATH=NO, FPATH=, FPATH=0, FPATH=size.

**System action:** Generation terminates.

**System programmer response:** Correct the FPATH= keyword specification on the APPLCTN or TRANSACT macro and rerun Stage 1 assembly.

**Problem determination:** 10

**Severity:** 4

**Related information:**

Chapter 2, "IMS problem determination," on page 9

**G209 OVLY IS INVALID WHEN FPATH=YES. PGMTYPE OPERAND OVLY PARAMETER IS IGNORED.**

**Explanation:** This is a warning message. The OVLY parameter of the PGMTYPE= keyword operand is

## G210 • G221

incompatible with FPATH=YES.

**System action:** The APPLCTN macro ignores the OVLY specification after issuing the warning message.

**Programmer response:** Remove the OVLY parameter specification.

---

### G210 CLASS IS INVALID WHEN FPATH=YES

**Explanation:** This is a warning message. Fast Path does not use class specification for program scheduling.

**Programmer response:** Remove the CLASS parameter on the PGMTYPE keyword operand.

---

### G212 SYSID IS INVALID WHEN FPATH=YES

**Explanation:** The SYSID= keyword operand is incompatible with FPATH=YES.

**Programmer response:** Remove the SYSID= or the FPATH= keyword specification.

---

### G213 FPATH=YES IS INVALID WITH PGMTYPE=BATCH

**Explanation:** Non-message-driven Fast Path regions are not supported.

**System action:** Stage 1 does not complete successfully.

**Programmer response:** The non-message-driven program must be changed to run as either a message-driven program or a BMP.

---

### G214 GPSB IS INVALID

**Explanation:** The GPSB= parameter has been incorrectly specified.

**Programmer response:** Correct the GPSB= keyword specification and rerun the Stage 1 assembly.

---

### G215 RESIDENT AND DOPT ARE INVALID WITH GPSB

**Explanation:** The GPSB= parameter has been specified with either the RESIDENT parameter or the DOPT parameter. The RESIDENT and DOPT parameters are mutually exclusive with the GPSB= parameter. The RESIDENT or DOPT parameter is ignored.

---

### G216 LANG=xxxxx IS ONLY VALID WITH GPSB OR DOPT

or

### LANG=xxxxx IS ONLY VALID WITH GPSB

**Explanation:** You specified the LANG= parameter, but the GPSB=, or DOPT for Java™, parameter was not specified.

**System action:** The stage 1 does not complete

**Programmer response:** Correct the specification of the LANG= and GPSB= or DOPT parameters.

**Severity:** 4

---

### G217 LANG IS INVALID

**Explanation:** The LANG= parameter has been incorrectly specified. The value specified must be ASSEM, COBOL, JAVA, PL/I, or PASCAL.

**Programmer response:** Correct the specification of the LANG= parameter and rerun the Stage 1 assembly.

---

### G218 GPSB OPERAND IS INVALID

**Explanation:** One of the following occurred:

- The GPSB= parameter does not begin with an alphabetic character, or it contained more than eight alphanumeric characters.
- The value begins with the string 'DFS' or 'DBCDM', or it contains a reserved word.

**System action:** Stage 1 does not complete successfully.

**Programmer response:** Correct the specification and rerun stage 1.

**Severity:** 4

---

### G219 PSB IS INVALID WITH GPSB

**Explanation:** You specified both the PSB= and GPSB= keywords. These keywords are mutually exclusive.

**System action:** Stage 1 does not complete successfully.

**Programmer response:** Remove the PSB= or GPSB= keyword specification and rerun the Stage 1 assembly.

**Severity:** 4

---

### G220 LANG=JAVA INVALID WHEN FPATH=YES

**Explanation:** FPATH=YES cannot be specified with LANG=JAVA.

**System action:** Stage 1 does not complete successfully.

**Programmer response:** Remove the FPATH=YES keyword specification or correct the LANG= keyword specification.

**Severity:** 4

---

### G221 TRANSTAT operand is invalid.

**Explanation:** One of the following problems occurred:

- You specified more than one parameter.
- The operand was not Y(es) or N(o).

**System action:** Stage 1 does not complete successfully.

**Programmer response:** Correct the TRANSTAT=

specification and run the stage 1 assembly again.

**Severity:** 4

---

**G300            TRANSACT SPECIFICATION  
                  CANNOT PRECEDE APPLCTN.**

**Explanation:** The TRANSACT statement must be used in conjunction with a preceding APPLCTN statement.

---

**G302            POSITIONAL PARAMETER(S)  
                  INVALID.**

**Explanation:** You specified more than one positional parameter, or the parameter specified was not WFI.

---

**G303            PRIORITY VALUES FOR  
                  TRANSACTION CODES USED BY  
                  BATCH PROGRAMS MUST BE NULL;  
                  SPECIFIED PRIORITY VALUES RESET  
                  TO ZERO.**

**Explanation:** This is a warning message.

---

**G304            INQUIRY AND INQ OPERANDS ARE  
                  MUTUALLY EXCLUSIVE; ONLY ONE  
                  MAY BE SPECIFIED.**

**Explanation:** The INQUIRY and INQ operands cannot both be specified on any one TRANSACT statement.

---

**G305            CONVERSATIONAL AND WFI  
                  TRANSACTIONS MUST BE  
                  MODE=SNGL; MODE RESET TO  
                  INDICATE SNGL.**

**Explanation:** This is a warning message.

---

**G306            THE FOLLOWING OPERANDS ARE  
                  INVALID: *list***

**Explanation:** One of the following occurred:

- The value begins with the string DFS or DBCDM, or it contains a reserved word.
- The *list* can include one or more of the following: EDIT, INQ/INQUIRY, MODE, MSGTYPE, PARLIM, PROCLIM, PRTY, SCHD, SEGNO, SEGSIZE, SPA, or SYSID.

Possible error conditions by operand are as follows:

**EDIT**

- More than two parameters were specified.
- The first parameter was specified but was not specified as UC or ULC.
- The second parameter was specified but was not specified as a 1- to 8- character alphanumeric name that begins with an alphabetic character.

**INQ/INQUIRY**

- More than two parameters were specified.
- A parameter specified was not specified YES, NO, RECOVER or NORECOV.
- NORECOV and SPA were both specified.
- Incompatible parameters were specified. For example, INQ=(YES,NO) or INQ=(NO,NORECOV).

**MODE**

- More than one parameter was specified.
- A parameter other than SNGL or MULT was specified.

**MSGTYPE**

- More than three parameters were specified.
- A parameter specified was not specified as MULTSEG, SNGLSEG, NONRESPONSE, RESPONSE, or not specified as a decimal number from 1 to 255, and less than the specified or default value of the IMSCTRL statement MAXCLAS keyword operand.
- An invalid combination of parameters was specified.

**PARLIM**

- SCHDTYP=PARALLEL was not specified for the preceding APPLCTN macro instruction statement.
- The parameter was specified but was not specified as a decimal number from 1 to 32767.

**PROCLIM**

- More than two parameters were specified.
- One of the parameters was specified but was not specified as a decimal number from 1 to 65535.

**PRTY**

- More than three parameters were specified.
- The first or the second parameter, or both, was specified but was not specified as a decimal number from 1 to 14.
- The third parameter was specified but was not specified as a decimal number from 1 to 65535.

**SCHD**

- More than one parameter was specified.
- The specified parameter was not a decimal number from 1 to 4.

**SEGNO or SEGSIZE, or both**

- More than one parameter was specified.
- The specified parameter was not a decimal number from 1 to 65535.

**SPA**

- More than two subparameters were specified.
- The first subparameter was not a decimal number from 16 to 32767.
- The second subparameter was not the characters STRUNC or RTRUNC.

## SYSID

- The operand did not contain two parameters.
- The specified parameters were not a decimal value from 1 to 2036.
- The same value was specified for both SYSID parameters.
- The parameter cannot be specified for a Fast Path exclusive transaction.

**System action:** Stage 1 does not complete successfully.

**Programmer response:** Correct the specification and rerun stage 1.

**Severity:** 4

**G307**      **CODE OPERAND CONTAINS  
DUPLICATE ENTRY. SPECIFIED  
TRANSACTION CODE—code.**

**Explanation:** A specified transaction code name was previously specified as a transaction code name.

**G308**      **TRANSACTION CODE IS DEFINED  
AS AN LTERM. SPECIFIED  
TRANSACTION CODE—code.**

**Explanation:** The specified transaction code name was also specified as a logical terminal name.

**G309**      **CODE OPERAND IS OMITTED OR  
INVALID. SPECIFIED TRANSACTION  
CODE—code.**

**Explanation:** One of the following occurred:

- The CODE operand was not specified.
- The parameter contained a null subparameter.
- The parameter was not specified as a 1- to 8-character alphanumeric name.

**G310**      **TRANSACT MACRO INVALID FOR  
FAST PATH NONMESSAGE DRIVEN  
APPL PROGRAM.**

**Explanation:** Fast Path non-message-driven application programs are not allowed to issue file calls to retrieve or insert terminal messages. TRANSACT macros following a Fast Path non-message-driven APPLCTN macro are therefore invalid.

**Programmer response:** Remove all TRANSACT macros following the APPLCTN macros with FPATH=YES and PGMTYPE=BATCH specified.

**G311**      **SPA OPERAND(S) INVALID FOR FAST  
PATH APPLICATION PROGRAMS.**

**Explanation:** Fast Path does not support conversational transactions.

**Programmer response:** Remove the SPA= keyword operand specification on all Fast Path transactions.

**G313**      **IMS BMP APPLICATION  
INCOMPATIBLE WITH FAST PATH  
POTENTIAL TRANSACTION.**

**Explanation:** Fast Path does not support Fast Path potential transactions on BMP application programs.

**Programmer response:** Remove the FPATH= keyword operand from the TRANSACT macro or convert the BMP application to a MPP.

**G314**      **FAST PATH TRANSACTION MUST BE  
MODE=SNGL. MODE RESET TO  
SNGL.**

**Explanation:** This is a warning message. Fast Path only supports transactions that are specified as MODE=SNGL.

**Programmer response:** Specify MODE=SNGL or remove the MODE keyword operand.

**G315**      **FAST PATH TX MUST BE  
MSGTYPE=(SNGLSEG,RESPONSE).  
MSGTYPE RESET TO  
(SNGLSEG,RESPONSE).**

**Explanation:** Fast Path only supports transactions that are specified as MSGTYPE=(SNGLSEG,RESPONSE). This is a warning message only.

**Programmer response:** Change the MSGTYPE keyword operand to specify MSGTYPE=(SNGLSEG,RESPONSE) or eliminate the specification.

**G316**      **THE EXPRTIME OPERAND IS  
INVALID; DEFAULT OF WAS ZERO  
ASSUMED.**

**Explanation:** You supplied an invalid value for the transaction expiration time. One of the following events occurred:

- More than one value was entered for the keyword.
- The value was outside the range of 0-65535.
- The value was not numeric.

**System action:** The default value of zero is set for the transaction, this message is issued, and a return code of 2 is set.

**Programmer response:** No action is required.

If you want the transaction expiration time to be set, correct the problem and rerun.

**Severity:** 2

**G317**      **MAXRGN OPERAND INVALID,  
DEFAULT ASSUMED.**

**Explanation:** One of the following occurred:

- More than one value was specified for the MAXRGN= keyword on the TRANSACT macro.

- If the value is not zero, then PARLIM= is not specified.
- The MAXRGN= keyword is not a value from 0 through 255.

**System action:** The default value of zero is used.

**Programmer response:** No action is required.

**Severity:** 2

**G318 SERIAL OPERAND INVALID,  
DEFAULT ASSUMED.**

**Explanation:** One of the following occurred:

- More than one value was specified for the SERIAL= keyword on the TRANSACT macro.
- The PARLIM= keyword has a value specified.
- The SERIAL= keyword is not set to YES, NO, or null.

**System action:** The default value of NO is used.

**Programmer response:** No action is required.

**Severity:** 2

**G399 SESSION BACKUP PARAMETER  
INVALID**

**Explanation:** The BACKUP keyword is invalid for one of the following reasons:

- The first value in the BACKUP keyword was less than 1 or greater than 7.
- The second value in the BACKUP keyword was not YES or NO.

**System action:** The stage 1 does not complete successfully.

**Programmer response:** Correct the specification and rerun stage 1.

**Severity:** 4

**G400 LINEGRP SPECIFICATION LIMIT  
EXCEEDED.**

**Explanation:** The number of LINEGRP statements specified exceeded 255 minus the number of ddnames on each LINEGRP statement specifying unit type SPOOL, minus the number of SPOOL LINEGRP statements.

**System action:** The stage 1 does not complete successfully.

**Programmer response:** Correct the specification and rerun stage 1.

**Severity:** 4

## G messages G401-G500

This topic contains the following messages:

**G401 DDNAME OPERAND IS OMITTED OR  
INVALID.**

**Explanation:** One of the following occurred:

- The operand was not specified.
- The operand contained more than one ddname for other than a SPOOL line group.
- A ddname specified did not begin with a letter, and contain from 1 to 8 characters.

**System action:** The stage 1 will not complete successfully.

**Programmer response:** Correct the specification and rerun stage 1.

**Severity:** 4

**G402 ENTERED DDNAME IS A  
DUPLICATE—*ddname*.**

**Explanation:** The name specified in the ddname operand of this LINEGRP statement is a duplicate of one specified on a previous LINEGRP statement.

**System action:** The stage 1 will not complete successfully.

**Programmer response:** Correct the specification and rerun stage 1.

**Severity:** 4

**G403 ENTERED DDNAME IS  
RESERVED—*ddname*.**

**Explanation:** A ddname reserved for use by IMS was specified. See the IMS system definition information.

**System action:** The stage 1 does not complete successfully.

**Programmer response:** Correct the specification and rerun stage 1.

**Severity:** 4

**G404 UNITYPE OPERAND IS OMITTED OR  
INVALID.**

**Explanation:** One of the following has occurred:

- The first operand does not specify an IMS supported terminal device type.
- The second operand is specified with a device for which it is not valid, or is an invalid value. (LOCAL, NOSTACTL, and CONTENTION are the only valid values.)
- The third operand is an invalid value. (S/S and BSC are the only valid values.)
- More than three operands were specified.

**System action:** The stage 1 does not complete successfully.

**Programmer response:** Correct the specification and rerun stage 1.

**Severity:** 4

**G405 FEAT AND UNITYPE OPERANDS NOT COMPATIBLE.**

**Explanation:** FEAT=SWITCHED is valid for 3275 only. FEAT=NONSWITCHED is invalid for 3275.

**System action:** The stage 1 does not complete successfully.

**Programmer response:** Correct the specification and rerun stage 1.

**Severity:** 4

**G406 FOLLOWING OPERANDS ARE INVALID: *list***

**Explanation:** The *list* can include one or more of the following: CODE, EDIT, FEAT, or MODE.

The possible errors detected by operand are as follows:  
CODE

- More than one parameter was specified on a terminal.
- The code keyword was specified for a terminal other than 3270 remote, or 3275.
- The first or second parameter is not a transmission code supported by IMS.

EDIT

- More than two parameters were specified.
- A parameter was specified, and it does not begin with an alphabetic character.
- A parameter was specified, and it is longer than 8 characters.

FEAT

- More than two parameters were specified.
- The first parameter was not specified as SWITCHED or NONSWITCHED.
- The second parameter was not specified as POLL or AUTOPOLL.
- The first parameter was specified as SWITCHED and the second parameter was not omitted.
- The first parameter was omitted, but the second parameter was specified.

MODE

- More than two parameters were specified.
- A parameter was not specified as A or B.

**System action:** The stage 1 does not complete successfully.

**Programmer response:** Correct the specification and rerun stage 1.

**Severity:** 4

**G408 BTAM TERMINAL SPECIFICATIONS MUST PRECEDE VTAM TERMINAL SPECIFICATIONS.**

**Explanation:** This is a warning message. IMS system definition constructs the communication control blocks as though all VTAM terminals were defined last.

**System action:** The stage 1 does not complete successfully.

**Programmer response:** Correct the specification and rerun stage 1.

**Severity:** 2

**G409 BTAM TERMINAL SPECIFICATIONS MUST PRECEDE MULT SYSTEM SPECIFICATIONS.**

**Explanation:** BTAM terminal definition statements must precede the multiple system definition statements.

**System action:** The stage 1 does not complete successfully.

**Programmer response:** Correct the specification and rerun stage 1.

**Severity:** 4

**G410 MORE THAN 20 DDNAMES SPECIFIED FOR ONE LINEGRP.**

**Explanation:** The number of ddnames for one LINEGRP macro exceeded the maximum of 20 ddnames.

**System action:** Stage 1 does not complete successfully.

**Programmer response:** Correct the specification and rerun stage 1.

**Severity:** 4

**G411 MACRO STATEMENT ASSOCIATED WITH AN UNSUPPORTED BTAM TERMINAL**

**Explanation:** BTAM terminals are not supported in IMS Version 10 and later. One of the following conditions is true:

- An IMS macro statement specifies an unsupported BTAM terminal.
- An IMS macro statement is associated with an unsupported BTAM terminal.

**System action:** IMS ignores the IMS macro statements that are associated with unsupported BTAM terminals; system definition continues.

**Programmer response:** No action is required.

**Severity:** 2

---

**G430 MSPLINK STATEMENT SPECIFICATION EXCEEDED.**

**Explanation:** The number of MSPLINK statements cannot exceed 999.

**System action:** Stage 1 does not complete successfully.

**Programmer response:** Correct the specification and rerun stage 1.

**Severity:** 4

---

**G431 PLINK NAME SPECIFICATION OMITTED OR INVALID.**

**Explanation:** One of the following occurred:

- The required name on the MSPLINK statement was not specified.
- The name specified was not a 1- to 8- character name beginning with an alphanumeric character.

**System action:** The stage 1 does not complete successfully.

**Programmer response:** Correct the specification and rerun stage 1.

**Severity:** 4

---

**G432 PLINK NAME SPECIFIED BY PREVIOUS MSPLINK MACRO.**

**Explanation:** The physical link name specified is a duplicate of one specified on a previous MSPLINK statement.

**System action:** The stage 1 does not complete successfully.

**Programmer response:** Correct the specification and rerun stage 1.

**Severity:** 4

---

**G433 DDNAME SPECIFICATION IS INVALID FOR TYPE=MTM|VTAM.**

**Explanation:** A ddname must not be specified when the multiple systems link type is main storage-to-main storage or MSC/VTAM.

**System action:** Stage 1 does not complete successfully.

**Programmer response:** Correct the specification and rerun stage 1.

**Severity:** 4

---

**G434 DDNAME SPECIFICATION IS OMITTED OR INVALID.**

**Explanation:** One of the following occurred:

- The ddname required for TYPE=CTC was not specified.

- The ddname specified was not a 1- to 8-character name beginning with an alphanumeric character.
- More than one ddname was specified.

**System action:** The stage 1 does not complete successfully.

**Programmer response:** Correct the specification and rerun stage 1.

**Severity:** 4

---

**G435 ENTERED DDNAME IS RESERVED-ddname...**

**Explanation:** A ddname reserved for use by IMS was specified.

**System action:** The stage 1 does not complete successfully.

**Programmer response:** Correct the specification and rerun stage 1.

**Severity:** 4

---

**G436 ENTERED DDNAME IS DUPLICATE-ddname...**

**Explanation:** The name specified in the *ddname* operand is a duplicate of one specified on a previous LINEGRP or MSPLINK statement.

**System action:** The stage 1 does not complete successfully.

**Programmer response:** Correct the specification and rerun stage 1.

**Severity:** 4

---

**G437 ADDR SPECIFICATION IS INVALID FOR TYPE=MTM|VTAM.**

**Explanation:** The ADDR operand is invalid when the multiple systems link type is main storage-to-main storage or MSC/VTAM.

**System action:** Stage 1 does not complete successfully.

**Programmer response:** Correct the specification and rerun stage 1.

**Severity:** 4

---

**G438 ADDR SPECIFICATION IS OMITTED OR INVALID.**

**Explanation:** One of the following occurred:

- The ADDR operand required for TYPE=CTC was not specified.
- The ADDR specified was not a single operand specified as 3 or 4 hexadecimal digits.

**System action:** The stage 1 does not complete successfully.

**Programmer response:** Correct the specification and rerun stage 1.

**Severity:** 4

**G439      SESSION BACKUP PARAMETER  
INVALID**

**Explanation:** The BACKUP keyword on the MSPLINK macro did not have the value NO or a value from 1 through 7.

**System action:** The stage 1 does not complete successfully.

**Programmer response:** Correct the specification and rerun stage 1.

**Severity:** 4

**G440      TYPE SPECIFICATION OMITTED OR  
INVALID.**

**Explanation:** One of the following occurred:

- The required operand was not specified.
- The TYPE= keyword was not one of these values: VTAM, MTM, or CTC.

**System action:** The stage 1 does not complete successfully.

**Programmer response:** Correct the specification and rerun stage 1.

**Severity:** 4

**G441      BUFSIZE SPECIFICATION OMITTED  
OR INVALID.**

**Explanation:** One of the following occurred:

- The required operand was not specified.
- The BUFSIZE operand on the MSPLINK macro must be a number within the range, 1024 to 65 536 for CTC, MTM, and VTAM links.

**System action:** The stage 1 does not complete successfully.

**Programmer response:** Correct the specification and rerun stage 1.

**Severity:** 4

**G445      NAME OPERAND VALID ONLY FOR  
TYPE=VTAM**

**Explanation:** The NAME operand is not valid unless the multiple systems link type is MSC/VTAM.

**System action:** Stage 1 does not complete successfully.

**Programmer response:** Correct the specification and rerun stage 1.

**Severity:** 4

**G446      NAME OPERAND IS OMITTED OR  
INVALID**

**Explanation:** One of the following occurred:

- The NAME required when multiple systems link type is MSC/VTAM was not specified.
- The NAME specified was not a 1- to 8-character name beginning with an alphabetic character.
- The value begins with the string 'DFS' or 'DBCDM', or it contains a reserved word.

**System action:** Stage 1 does not complete successfully.

**Programmer response:** Correct the specification and rerun stage 1.

**Severity:** 4

**G447      ENTERED NAME IS DUPLICATE  
NAME-name**

**Explanation:** The node name specified in the NAME operand (*name*) is a duplicate of a previously specified node name.

**System action:** Stage 1 does not complete successfully.

**Programmer response:** Correct the specification and rerun stage 1.

**Severity:** 4

**G448      SESSION OPERAND VALID ONLY  
FOR TYPE=VTAM**

**Explanation:** You specified the SESSION operand, but it is invalid if the multiple systems link type is not MSC/VTAM.

**System action:** Stage 1 does not complete successfully.

**Programmer response:** Correct the specification and rerun stage 1.

**Severity:** 4

**G449      SESSION OPERAND INVALID**

**Explanation:** You specified a SESSION operand that was not numeric, or was not between 1 and 999.

**System action:** Stage 1 does not complete successfully.

**Programmer response:** Correct the specification and rerun stage 1.

**Severity:** 4

**G452      UNITYPE SPECIFICATION IS  
INVALID.**

**Explanation:** One of the following occurred:

- The UNITYPE operand was not specified.
- More than two parameters were specified.



- The first parameter was specified but was not 3270, 3601, SLUTYPE1, SLUTYPE2, SLUTYPEP, or LUTYPE6.
- The second parameter was specified, but was not LOCAL.
- The second parameter was specified LOCAL, but the first parameter was not 3270.

Error messages, generated by additional macro instruction statements associated with this type of specification, might be invalid. Processing of these macro instructions might be incorrect.

**System action:** The stage 1 does not complete successfully.

**Programmer response:** Correct the specification and rerun stage 1.

**Severity:** 4

#### G453 EDIT OPERAND IS INVALID.

**Explanation:** One of the following occurred:

- More than two parameters were specified.
- One or both of the parameters were specified, but not as a 1- to 8-character, alphanumeric name, beginning with an alphabetic character.

**System action:** The stage 1 does not complete successfully.

**Programmer response:** Correct the specification and rerun stage 1.

**Severity:** 4

#### G454 FOLLOWING DEFAULT TERMINAL SPECIFICATIONS ARE INVALID: *list*

**Explanation:** See the TERMINAL macro error messages that are related to the listed operands.

To find the correct specification of the operands in error, see the TERMINAL macro description in the IMS system definition information.

**System action:** The stage 1 does not complete successfully.

**Programmer response:** Correct the specification and rerun stage 1.

**Severity:** 4

#### G455 FOLLOWING SPECIFICATIONS ARE IGNORED: *list*

**Explanation:** This is a warning message. The listed operands were ignored because the UNITYPE specified does not warrant the specification of the operands.

**System action:** The stage 1 does complete successfully.

**Programmer response:** No action is required.

**Severity:** 2

#### G456 WARNING: SIZE OPERAND FOR DISPLAY EXCEEDS 255 AND MAY BE INCONSISTENT WITH VTAM REQUIREMENTS.

**Explanation:** The line or column operands of the SIZE= keyword exceeds 255.

**System action:** The stage 1 does complete successfully.

**Programmer response:** No action is required.

**Severity:** 2

#### G457 FPACK/NFPACK OPERAND IGNORED

**Explanation:** One of the following occurred:

- FPACK/NFPACK was specified for a terminal type other than 3601 or SLUTYPEP.
- For a 3601 or SLUTYPEP terminal, FPACK/NFPACK parameters are ignored when the terminal is not eligible for Fast Path (FPBUF=0).

**System action:** The stage 1 does complete successfully.

**Programmer response:** No action is required.

**Severity:** 2

#### G458 SESSION BACKUP PARAMETER INVALID

**Explanation:** The BACKUP keyword is invalid for one of the following reasons:

- The first value in the BACKUP keyword was less than 1 or greater than 7.
- The second value in the BACKUP keyword was not YES or NO.

**System action:** The stage 1 does not complete successfully.

**Programmer response:** Correct the specification and rerun stage 1.

**Severity:** 4

#### G460 ASR OPTION IS NOT VALID FOR THIS DEVICE TYPE

**Explanation:** This is a warning message and can be issued by the TYPE or the TERMINAL macro. ASR was specified on the OPTIONS parameter, but the ASR specification is valid for SNA VTAM devices only.

**System action:** The ASR specification is ignored.

**Programmer response:** No action is required.

**Severity:** 2

**G470 TRSOSI/NOTRSOSI OPTIONS IGNORED**

**Explanation:** TRSOSI/NOTRSOSI was specified for a terminal type other than 3270 VTAM or SLUTYPE2.

**System action:** The TRSOSI/NOTRSOSI specification is ignored.

**Programmer response:** No action is required.

**Severity:** 2

**G500 LINE SPECIFICATION CANNOT OCCUR BEFORE LINEGRP.**

**Explanation:** The input sequence of IMS system definition statements requires that the LINEGRP statement must precede the LINE statements. Each LINE statement must be used in conjunction with a preceding LINEGRP statement.

**G messages G501-G600**

This topic contains the following messages:

**G501 LINE SPECIFICATION LIMIT EXCEEDED.**

**Explanation:** The number of LINE statements plus the number of POOL statements cannot exceed 999.

**G502 LINE SPECIFICATION EXCEEDED FOR LINE GROUP.**

**Explanation:** The line specification was exceeded for the line group. You can specify only one LINE for the 2260 local, 3270 local, SPOOL, and SYSIN/SYSOUT lines.

**G503 REFERENCED CONFIG STMT NOT PREVIOUSLY DEFINED.**

**Explanation:** The CONFIG keyword operand parameter references the label of a CONFIG statement that was not defined preceding this LINE statement.

**G504 REFERENCED IDLIST STMT NOT PREVIOUSLY DEFINED.**

**Explanation:** The IDS keyword operand parameter references the label of an IDLIST statement that was not defined preceding this LINE statement.

**G505 REFERENCED LINE HAS NO TERMINAL.**

**Explanation:** The LINE statement, associated with the IDLIST statement referenced in the IDS keyword operand parameter, has no TERMINAL statement associated with it.

**G506 ADDR OPERAND IS OMITTED OR INVALID.**

**Explanation:** One of the following occurred:

- The operand was not specified, when required.
- The operand was specified for a 3270 local or a 2260 local line group.
- The specified value did not contain three hexadecimal digits through FFF.

- More than one parameter was specified.

**G507 ADDR VALUE HAS BEEN PREVIOUSLY SPECIFIED.**

**Explanation:** All line addresses specified in the system definition must be unique values.

**G508 BUFSIZE OPERAND IS OMITTED OR INVALID.**

**Explanation:** A problem was encountered with the BUFSIZE keyword. One of the following was detected:

- This keyword parameter was specified for other than a 3270 local, 7770-3, DISK, TAPE, or SPOOL line.
- This keyword parameter was not specified for a DISK, TAPE, or SPOOL line.
- More than two parameters were specified for a 7770 or more than one parameter was specified for a line with other than these devices.
- For a 3270 local line, a value other than a decimal number from 300 through 32 000 was specified.
- For a 7770 line, the first parameter was not specified as a decimal number from 1 through 240, or the second parameter was not specified as a decimal number from 1 through 250.
- For a DISK, TAPE, or SPOOL line, the parameters were not specified as decimal numbers from 16 through 32 767.

**G509 FOLLOWING OPERANDS ARE INVALID: *list***

**Explanation:** The *list* can include one or more of the following: CONFIG, FEAT, IDS, MODEL, RESP, or VERIFY.

The possible errors by operand are as follows:

**CONFIG**

- This keyword operand was specified for a line that is not a 3275 line.
- The parameter specified was longer than 8 characters.
- The CONFIG statement referenced was not previously defined.

**FEAT**

- This keyword operand was specified for a line which is not a 2770, 2980, or 7770 line.
- More than one parameter was specified for a 2770 or 2980 line, or more than two parameters were specified for a 7770 line.
- The first parameter was not specified as ABC or ABB for a 7770 line, or as BUFEXP or BUFEXP1 for a 2770 line, or as BUFEXP for a 2980 line.
- The second parameter was not specified as REPEAT or NOREPEAT.

**IDS**

- This keyword operand was specified for a line that is not a 3275 line.
- The parameter specified was longer than 8 characters.
- The IDLIST statement referenced was not previously defined.

**MODEL**

- More than three parameters were specified.
- The first parameter was specified as a 1, but the following parameters were not omitted.
- The first parameter was specified as a 2 on a switched line.
- The first parameter was not a 1 or a 2.
- The second parameter was not 120, 248, or 440.
- The third parameter was not a decimal number less than or equal to 28, and a multiple of 4.

**RESP**

- More than one parameter was specified.
- The operand was not specified as LINE or TERM.

**VERIFY**

- This keyword operand was specified for a line that is not a 3275 line.
- The parameter was not specified YES or NO.

---

**G520**      **3275 LINEGRP STMT MUST PRECEDE CONFIG STMT.**

**Explanation:** The CONFIG statement can only be specified within 3275 switched line groups.

---

**G521**      **CONFIG STATEMENT SPECIFICATION LIMIT EXCEEDED.**

**Explanation:** More than 255 CONFIG statements were specified.

---

**G522**      **ANTICIPATED 3275 TERMINAL SPECIFICATION WILL EXCEED MAXIMUM ALLOWABLE TERMINALS; CONFIG STATEMENT SPECIFICATION IS IGNORED.**

**Explanation:** This is a warning message: 5000 terminals have already been defined, the CONFIG statement is ignored.

---

**G523**      **REQUIRED CONFIG STATEMENT LABEL OMITTED.**

**Explanation:** Each CONFIG statement must be labeled.

---

**G524**      **FOLLOWING KEYWORD SPECIFICATIONS ARE INVALID: *list***

**Explanation:** *list* can include one or more of the following: FEAT, MODEL, OPTIONS, PTRSIZE.

The possible error conditions by operand are as follows:

**FEAT**

- More than three parameters were specified.
- No valid parameter specifications were made.
- Conflicting parameter specifications were made.

**MODEL**

This operand was not specified as 1 or 2.

**OPTIONS**

- More than two parameters were specified.
- No valid parameter specifications were made.
- Conflicting parameter specifications were made.

**PTRSIZE**

This operand was not specified as 120, 126, or 132.

---

**G540**      **3275 LINE STMT MUST PRECEDE IDLIST STMT.**

**Explanation:** The IDLIST statement can only be specified within 3275 switched line groups and must be preceded by a LINE statement.

---

**G541**      **IDLIST STATEMENT SPECIFICATION LIMIT EXCEEDED.**

**Explanation:** More than 1000 IDLIST statements were specified.

---

**G542**      **LINE IDLIST STMT SPECIFICATION LIMIT EXCEEDED.**

**Explanation:** Only one IDLIST statement can be specified for each line.

---

**G543**      **SPECIFIED IDLIST STMT LABEL IS INVALID.**

**Explanation:** The specified label exceeds 8 characters.

---

---

**G544** NO IDLIST STATEMENT POSITIONAL PARAMETERS SPECIFIED. IDLIST STATEMENT IS IGNORED.

**Explanation:** Positional parameters are required, but none were found.

---

**G545** MAXIMUM ALLOWABLE ID ENTRIES EXCEEDED.

**Explanation:** The combined total of positional parameters specified on all IDLIST statements cannot exceed 5000.

---

**G546** POSITIONAL PARAMETER IS INVALID; POSITIONAL PARAMETER NUMBER *number*

**Explanation:** Either the first sublist entry in the referenced positional parameter was not 6 alphanumeric characters, or the second sublist entry exceeded 8 alphanumeric characters.

---

**G547** REFERENCED CONFIG STATEMENT NOT FOUND. POSITIONAL PARAMETER NUMBER *number*

**Explanation:** The second sublist entry in the referenced positional parameter refers to the label of a CONFIG statement which has not been previously defined.

---

**G560** MULT SYST SPECIFICATIONS MUST PRECEDE VTAM TERMINAL SPECIFICATIONS.

**Explanation:** Multiple system definition statements must precede the VTAM definition statements.

---

**G561** MSLINK STATEMENT SPECIFICATION EXCEEDED.

**Explanation:** The number of MSLINK statements cannot exceed 999.

**System action:** The stage 1 does not complete successfully.

**Programmer response:** Correct the specification and rerun stage 1.

**Severity:** 4

---

**G562** PARTNER ID OMITTED OR INVALID.

**Explanation:** One of the following occurred:

- The required operand was not specified.
- The PARTNER ID specified was not a 2-character alphabetic field.

---

**G563** PARTNER ID PREVIOUSLY SPECIFIED.

**Explanation:** The PARTNER ID specified is a duplicate of one specified on a previous MSLINK statement. The PARTNER ID name must be unique.

---

**G564** MSPLINK NAME INVALID OR NOT PREVIOUSLY DEFINED IN MSPLINK MACRO.

**Explanation:** One of the following occurred:

- The MSPLINK name specified did not begin with a letter and contain from 1 to 8 alphanumeric characters.
- The MSPLINK name specified was not defined by a previous MSPLINK statement.
- The value begins with the string 'DFS' or 'DBCDM', or it contains a reserved word.

**System action:** Stage 1 does not complete successfully.

**Programmer response:** Correct the specification and rerun Stage 1.

**Severity:** 4

---

**G565** MSPLINK NAME SPECIFIED BY PREVIOUS MSLINK MACRO.

**Explanation:** The MSPLINK name specified is a duplicate of a name specified on a previous MSLINK statement.

**System action:** Stage 1 does not complete successfully.

**Programmer response:** Correct the specification and rerun Stage 1.

**Severity:** 4

---

**G566** OPTIONS PARAMETER INVALID

**Explanation:** This message might be issued by the MSPLINK or the MSLINK macro. One of the following occurred:

- An operand other than SYNCSESS, FORCSESS, ASR, or NOASR was specified on the OPTIONS parameter.
- ASR was specified, but TYPE=VTAM was not specified on the MSPLINK macro.
- Both ASR and NOASR or SYNCSESS and FORCSESS were specified (for example, OPTIONS=(ASR,NOASR)).

**System action:** Stage 1 does not complete successfully.

---

**G567** OPTIONS OPERAND PRESENT, BUT MSPLINK IS OMITTED OR NOT MSC/VTAM.

**Explanation:** The OPTIONS operand was specified on the MSLINK macro, but the MSPLINK operand was

omitted, or the MSPLINK specified was not type MSC/VTAM.

**System action:** The indicated value (ASR, NOASR, SYNCSESS or FORCSESS) are set in the CTB.

**Severity:** 2

---

**G568      MODE TABLE SPECIFICATION  
INVALID.**

**Explanation:** The message might be issued by the MSLINK or MSPLINK macros or by the DCLIST internal macro. The MODETABL specification did not begin with a letter or contain 1 to 8 alphanumeric characters. This parameter is valid only if TYPE=VTAM was specified on the MSPLINK macro.

**System action:** The parameter is ignored.

**Severity:** 2

---

**G570      MSLINK BACKUP PARAMETER  
INVALID**

**Explanation:** The value specified for the BACKUP keyword on the MSLINK macro was less than 1 or greater than 7.

---

**G571      MSLINK LINKNAME INVALID**

**Explanation:** One of the following has occurred:

- The linkname is not blank and is not a 1 to 8 character name.
- The value begins with the string DFS or DBCDM, or it contains a reserved word.

**System action:** Stage 1 does not complete.

**Programmer response:** Correct the specification and rerun the stage 1.

**Severity:** 4

---

**G0579      MSPLINK, MSLINK AND MSNAME  
MUST HAVE AT LEAST ONE OF  
EACH MACRO TYPE SPECIFIED.**

**Explanation:** When one of the MSC macros listed in the message text is coded, at least one of each of type must be coded in the system definition.

**System action:** Stage one does not complete successfully.

**Programmer response:** Code at least one each of the MSPLINK, MSLINK, and MSNAME macros in the system definition.

**Severity:** 4

---

**G580      MSNAME STATEMENT  
SPECIFICATION EXCEEDED.**

**Explanation:** The number of MSNAME statements cannot exceed 255.

---

**G581      MSNAME LINKNAME OMITTED OR  
INVALID.**

**Explanation:** One of the following occurred:

- The required operand was not specified.
- The link name specified on the MSNAME statement did not begin with a letter and contain from 1 to 8 alphanumeric characters.

---

**G582      SYSID SPECIFICATION OMITTED OR  
INVALID.**

**Explanation:** One of the following occurred:

- The required operand was not specified.
- The operand was not specified as two numeric parameters, both being between the range of 1 and 255.
- The value of the first parameter is identical to the second.

---

**G583      SYSID SPECIFIED PREVIOUSLY AS A  
REMOTE OR LOCAL SYSID.**

**Explanation:** A parameter specified for the SYSID is a duplicate of one specified as a remote or local SYSID on a previous MSNAME statement.

---

**G584      MSLINK STATEMENT MUST  
PRECEDE MSNAME STATEMENT.**

**Explanation:** The input sequence of IMS system definition statements requires that the MSLINK statement precede the MSNAME statements. Each MSNAME statement must be used in conjunction with the preceding MSLINK statement.

---

**G585      MSNAME IS A DUPLICATE  
LINKNAME.**

**Explanation:** The link name was also specified as the link name in an earlier MSNAME statement.

---

**G586      MSNAME IS DEFINED AS AN LTERM.**

**Explanation:** The specified link name was also specified as a logical terminal name.

---

**G587      MSNAME IS DEFINED AS A  
TRANSACTION CODE.**

**Explanation:** The specified link name was also specified as a transaction code.

---

**G600** CTLUNIT SPECIFICATION CANNOT OCCUR BEFORE LINE. CTLUNIT STATEMENT IGNORED.

**Explanation:** The input sequence of IMS system definition statements requires that the LINE statement

must precede the CTLUNIT statement. The CTLUNIT statement must be used in conjunction with a preceding LINE statement. System definition has ignored the CTLUNIT statement. The statement has not been added into the maximum count for CTLUNIT statements.

---

## G messages G601-G800

This topic contains the following messages:

---

**G601** CTLUNIT SPECIFICATION LIMIT EXCEEDED.

**Explanation:** More than 1000 CTLUNIT statements have been specified.

**Explanation:** One of the following has occurred:

- More than one operand was specified.
  - The operand was specified for a line group which was not a 2980 line group.
  - The value specified was not 48 or 96.
  - This operand was specified as 96, but FEAT=BUFEXP was not specified on the preceding LINE macro.
- 

---

**G602** CTLUNIT STMT IS INVALID FOR THIS LINEGRP.

**Explanation:** The CTLUNIT statement is valid for the 2260, 2980, and 3270 remote line groups only.

---

**G650** STATION SPECIFICATION CANNOT PRECEDE LINE.

**Explanation:** The input sequence of IMS system definition statements requires that the LINE statement must precede the STATION statement. The STATION statement must be used in conjunction with a preceding LINE statement.

---



---

**G603** ADDR OPERAND IS OMITTED OR INVALID.

**Explanation:** One of the following occurred:

- The operand was omitted.
- The operand was not a valid, 2-digit hexadecimal address.
- More than one parameter was specified.
- The operand was specified for a 2260 local line group.
- The operand was not the hexadecimal representation of an alphabetic character A through Z for a 2972 control unit.

---

**G651** STATION STMT IS INVALID FOR THIS LINEGRP.

**Explanation:** The STATION statement is valid for System/3 and System/7 line groups only.

---



---

**G604** WLA OPERAND IS INVALID.

**Explanation:** One of the following occurred:

- The operand was specified for a 2980 or 3270 remote BTAM line group.
- The operand was specified for a 2260 local line group and the second parameter was not omitted.
- More than two parameters were specified.
- The first parameter was specified but was not YES or NO.
- The second parameter was specified but was not 1053.

---

**G653** ADDR OPERAND IS OMITTED OR INVALID.

**Explanation:** One of the following occurred:

- The operand was omitted for a noncontention station.
- The operand was not specified as 2 valid hexadecimal digits.
- More than one parameter was specified.

---



---

**G605** MODEL OPERAND IS INVALID.

**Explanation:** One of the following occurred. The MODEL operand was specified:

- For a 2980 line group.
- As other than 1 or 2 for a 3270 remote BTAM line group.
- As other than 1, 2, or 3 for a 2260 line group.
- With more than one parameter.

---

**G654** ALIGN OPERAND IS INVALID.

**Explanation:** The operand was specified as other than 0, 2, 4, or 8, or with more than one parameter.

---



---

**G655** TRANSLM OPERAND IS INVALID.

**Explanation:** The operand was specified as other than a decimal number from 0 to 15, or with more than one parameter.

---



---

**G656** TYPE OPERAND IS INVALID.

**Explanation:** One of the following occurred:

- The first operand was not specified as ASK or NOASK.

---

**G606** BUFSIZE OPERAND IS INVALID.

- The second operand was not specified as POSTPONE or NOPOSTPONE.
- More than two operands were specified.

---

**G657 FEAT OPERAND IS INVALID.**

**Explanation:** One of the following occurred. The FEAT operand was specified:

- As other than PTTC/EBCD, PSEUDOBIN, or MIXED.
- With more than one parameter.

---

**G659 CONTENTION LINES MAY NOT BE MULTI-STATION.**

**Explanation:** This is the second or subsequent STATION statement encountered for this System/3 or System/7 contention line. Only one STATION statement can be specified for a contention line.

---

**G700 TERMINAL SPECIFICATION CANNOT PRECEDE LINE.**

**Explanation:** The input sequence of IMS system definition statements requires that the LINE statement precede the TERMINAL statement. The TERMINAL statement must be used in conjunction with a preceding TYPE or LINE statement.

**System action:** The stage 1 does not complete successfully.

**Programmer response:** Correct the specification and rerun stage 1.

**Severity:** 4

---

**G701 3275 TERMINAL DEFINITION MUST PRECEDE CTLUNIT.**

**Explanation:** Within a 3270 remote BTAM line group, a CTLUNIT statement for this line cannot precede any 3275 TERMINAL statement.

**System action:** The stage 1 does not complete successfully.

**Programmer response:** Correct the specification and rerun stage 1.

**Severity:** 4

---

**G702 TERMINAL SPECIFICATION CANNOT PRECEDE CTLUNIT.**

**Explanation:** Within a 3270 remote BTAM line group, a CTLUNIT statement for each line must be specified preceding any 3270 remote BTAM TERMINAL statement.

**System action:** The stage 1 does not complete successfully.

**Programmer response:** Correct the specification and rerun stage 1.

**Severity:** 4

---

**G703 TERMINAL SPECIFICATION CANNOT PRECEDE STATION.**

**Explanation:** System/3 and System/7 TERMINAL statements must be used in conjunction with a preceding STATION statement.

**System action:** The stage 1 does not complete successfully.

**Programmer response:** Correct the specification and rerun stage 1.

**Severity:** 4

---

**G705 ADDR OPERAND IS OMITTED OR INVALID.**

**Explanation:** A problem was encountered with the ADDR operand. The problem can be one of the following:

- You specified the ADDR operand for a VTAM terminal.
- You omitted the ADDR operand for a terminal that requires it be specified.
- The operand was specified incorrectly for the terminal being defined.
- More than one parameter was specified.

**System action:** The stage 1 does not complete successfully.

**Programmer response:** Correct the specification and rerun stage 1.

**Severity:** 4

---

**G706 NAME OPERAND IS OMITTED OR INVALID.**

**Explanation:** One of the following occurred. The operand:

- Was specified for a non-VTAM terminal.
- Was not specified for a VTAM terminal.
- Exceeded 8 alphanumeric characters.
- Did not begin with an alphabetic character.
- Contained more than one parameter.
- The value begins with the string DFS or DBCDM, or it contains a reserved word.

**System action:** Stage 1 does not complete successfully.

**Programmer response:** Correct the specification and rerun stage 1.

**Severity:** 4

---

**G707 SPECIFIED VTAM NODE NAME IS A DUPLICATE.**

**Explanation:** The VTAM node name specified was previously specified as a VTAM node name on a TERMINAL or MSPLINK macro.

**System action:** The stage 1 does not complete successfully.

**Programmer response:** Correct the specification and rerun stage 1.

**Severity:** 4

**G708            OUTPUT EDIT ROUTINE REQUEST IS IGNORED.**

**Explanation:** This is a warning message. You specified EDIT=YES on this TERMINAL statement to request an output edit routine for this terminal, but the respective edit routine name was not specified using the TYPE or LINEGRP statement associated with this TERMINAL statement.

**System action:** The OUTPUT EDIT specification is ignored.

**Programmer response:** No action is required.

**Severity:** 2

**G709            INPUT EDIT ROUTINE REQUEST IS IGNORED.**

**Explanation:** This is a warning message. You specified EDIT=YES in this TERMINAL statement to request an input edit routine for this terminal, but the respective edit routine name was not specified using the TYPE or LINEGRP statement associated with this TERMINAL statement.

**System action:** The INPUT EDIT specification is ignored.

**Programmer response:** No action is required.

**Severity:** 2

**G710            LTERM OPERAND IS REQUIRED.**

**Explanation:** This operand is required for READER terminals.

**System action:** The stage 1 does not complete successfully.

**Programmer response:** Correct the specification and rerun stage 1.

**Severity:** 4

**G711            LTERM VALUE IS NOT A PREVIOUSLY-DEFINED LTERM.**

**Explanation:** The NAME statement referenced does not precede this TERMINAL statement.

**System action:** The stage 1 does not complete successfully.

**Programmer response:** Correct the specification and rerun stage 1.

**Severity:** 4

**G712            LTERM VALUE CHANGED TO INDICATE THE FIRST NAME FOR DESIGNATED TERMINAL—name**

**Explanation:** This is a warning message. An attempt was made to select other than the first logical terminal name defined under the referenced TERMINAL statement.

**System action:** The LTERM value is changed.

**Programmer response:** No action is required.

**Severity:** 2

**G713            IDLIST STMT REQUIRED FOR THIS TERMINAL STMT**

**Explanation:** Due to the specifications on the LINE statement (VERIFY=YES) for this 3275 switched terminal, an IDLIST statement must be specified prior to this TERMINAL statement.

**System action:** The stage 1 does not complete successfully.

**Programmer response:** Correct the specification and rerun stage 1.

**Severity:** 4

**G715            ADDR VALUE HAS BEEN PREVIOUSLY SPECIFIED.**

**Explanation:** The specified 3270 BTAM ADDR keyword operand value was equal to a previously specified non-3270 BTAM line address or to a previously specified 3270 BTAM terminal ADDR keyword operand value.

**System action:** The stage 1 does not complete successfully.

**Programmer response:** Correct the specification and rerun stage 1.

**Severity:** 4

**G716            MULTI-DROP 2740 NSC, 2741, LOCAL 3284/3286 WITH 3277, AND SYSIN/SYSOUT TERMINALS INVALID.**

**Explanation:** One of the following occurred:

- More than one 2741 or LOCAL READER/SYSOUT terminal was specified for a line.
- FEAT=NONSWITCHED and UNITYPE=(2740,NOSTACTL) were specified on the LINEGRP statement. However, more than one TERMINAL statement was provided for the line. Only one 2740, non-station control terminal per line is allowable.



- A local 3270 line was specified with 3284/3286 printers on the same line with 3277 terminals.

**System action:** The stage 1 does not complete successfully.

**Programmer response:** Correct the specification and rerun stage 1.

**Severity:** 4

**G717           SESSION BACKUP PARAMETER INVALID**

**Explanation:** One of the following BACKUP keyword restrictions on the TERMINAL macro was violated:

- The first BACKUP value must be set to NO or to a value from 1 through 7.
- If two BACKUP values were specified, the second BACKUP value must be set to YES or NO.

**System action:** The stage 1 does not complete successfully.

**Programmer response:** Correct the specification and rerun stage 1.

**Severity:** 4

**G719           SWITCHED TERMINALS CANNOT BE MULTI-DROPPED.**

**Explanation:** This TERMINAL statement defines a second or subsequent terminal on a switched line.

**System action:** The stage 1 does not complete successfully.

**Programmer response:** Correct the specification and rerun stage 1.

**Severity:** 4

**G720           LUTYPE6 LINK ALREADY DEFINED FOR XRF**

**Explanation:** An Intersystem Communication (ISC) link for communication between the active system and the alternate system was already defined by a previous NAME keyword that contained two operands (node names).

**System action:** The stage 1 does not complete successfully.

**Programmer response:** Correct the specification and rerun stage 1.

**Severity:** 4

**G721           THE FOLLOWING OPERANDS ARE INVALID: *list***

**Explanation:** The list can include one or more of the following: BUFSIZE, COMPT(N), EDIT, ERROPT, FEAT, FPBUF, HEADCTL, LTERM, MDISEG, MODEL,

MODETBL, MSGDEL, OPTIONS, OUTBUF, PAGDEL, PTRSIZE, PTSEG, REPLACE, SEGSIZE, SESSION, SIZE, TYPE, UNIT, or VERCHK.

One of the following errors, listed by operand, was detected:

**BUFSIZE**

- This keyword operand was specified for other than a 3270 terminals with a 3284/3286, and 3275 terminals with a PTR1 component.
- It is invalid for 3270 and 3275 terminals if the PTRSIZE keyword operand was specified.
- More than one parameter was specified, or the specified parameter was not 120, 126, or 132 for a 3270/3275.

**COMPT(N)**

- This keyword operand was specified for other than 3270 remote, 3601, SLUTYPE1, SLUTYPEP, and LUTYPE6 terminal types.
- The parameters specified were not unique.
- FEAT=INPUT was specified, but the COMPT= keyword operand was not specified.
- Only certain combinations of parameters and terminal types are valid.

See the TERMINAL macro description in the IMS system definition information for a description of valid combinations.

**EDIT**

- More than two parameters were specified.
- One of the specified parameters was not YES or NO.

**ERROPT**

- The operand was specified for other than a terminal containing a magnetic data inscriber (MDI) component.
- The operand was not IGNORE, ACCEPT, or REJECT.

**FEAT**

- The operand was specified for a terminal type that does not allow such specification.
- The operand was specified incorrectly for the terminal type.

**FPBUF**

- More than one parameter was specified.
- A nonzero operand was specified for a terminal type that does not allow such specification.
- The specified operand was not zero or a decimal number within the range 12-32 767 (32 757 if output edit is specified for this terminal).
- A nonzero operand was specified for a terminal that also specified, or defaulted to, one of the following options: NORESP, BID, NPGDEL, or (PAGDEL=NO).
- The value specified must not be greater than the logical record length of the long

message queue data set specified in the RECLING= parameter of the MSGQUEUE macro.

**HEADCTL**

- The operand was not specified as a decimal number from 0 through 28 and a multiple of 4.
- More than one parameter was specified.

**LTERM**

- More than one parameter was specified.
- The operand was specified for a switched terminal.
- The LTERM specified is associated with the master terminal or secondary master terminal.
- A VTAM terminal cannot specify the LTERM operand. Shared LTERM is not supported for VTAM.

**MDISEG**

- The operand was specified for other than a terminal containing a magnetic data inscriber (MDI) component.
- The operand was not a decimal number less than 10 000.

**MODEL**

- The operand was specified for other than a 3270 terminal.
- More than one parameter was specified.
- The parameter was specified, but was not 1 or 2.

**MODETBL**

- More than one parameter was specified.
- The parameter exceeded 8 characters.
- The parameter did not begin with an alphabetic character.
- More than 255 unique mode table entry names were specified.

**MSGDEL**

- The specified logical terminal has been defined as the IMS master terminal.
- The operand was not specified NONE, SYSINFO, or NONIOPCB.
- More than one parameter was specified.

**OPTIONS**

- More options than allowed were specified for the defined terminal type.
- One or more of the specified parameters were invalid.

**OUTBUF**

- The operand was specified for a terminal type that does not allow specification.
- More than one parameter was specified.
- The parameter was specified, but was not a decimal number within the range of acceptable values for that terminal type.

**PAGDEL**

- The operand was not specified YES or NO.
- More than one parameter was specified.

**PTRSIZE**

- This keyword operand was specified for other than 3270 terminals with a 3284/3286 and with 3275 terminals with a PTR1 component.
- More than one parameter was specified, or the specified parameter was not 120, 126, or 132.

**PTSEG**

- The operand was specified for other than a terminal containing a paper tape (PT) or a paper tape reader (PTRDR) component.
- The operand was not a decimal number less than 10 000.

**REPLACE**

- The operand was specified for other than a terminal containing a magnetic data inscriber (MDI) component.
- The operand was not 2 hexadecimal digits.

**SEGSIZE**

- More than one parameter was specified.
- The operand was specified for a terminal type that does not allow such specification.
- The specified parameter was not a decimal number within the range of acceptable values for that terminal type.

**SESSION**

- The operand was specified for a terminal type other than LUTYPE6.
- The specified parameter was not a decimal number in the range 1-255.

**SIZE**

- There are not exactly two parameters.
- The first value is not a number in the range 1- 16 384.
- The second value is not a number in the range 2- 16384.
- The product of the two values is not a number in the range 80- 16 384.
- The operand was specified for a terminal type other than 3270 or SLUTYPE2.
- The operand was specified for a terminal that also specified UNIT=3284 or 3286.

**TYPE**

- The parameter was not in the format '3270-Ann' where 'nn' is a 1-digit number from 1 to 9, inclusive, or a 2-digit number from 01 to 15, inclusive.
- The operand was specified for a terminal type other than 3270 or SLUTYPE2.
- The operand was specified for a terminal that also specified UNIT=3284 or 3286.

**UNIT**

- The operand was specified for a terminal within a line group that does not allow specification.
- The operand was specified incorrectly. For a 3270 local line group, the UNIT keyword operand specification is in direct conflict with the LINE macro BUFSIZE keyword operand specifications.

For a description of valid operands, see the description of the TERMINAL macro in the IMS system definition information.

**VERCHK**

- The operand was specified for other than a 2770 terminal containing a magnetic data inscriber (MDI) component.
- The operand was not NOCHK or VOKCHK.

**System action:** The stage 1 does not complete successfully.

**Programmer response:** Correct the specification and rerun stage 1.

**Severity:** 4

**G722 THE FOLLOWING OPERANDS ARE IGNORED:** *list*

**Explanation:** This is a warning message. *list* can include one or more of the following: MSGDEL, MODETBL, NORELQR, OPTIONS, PAGEDEL, or RELRQ.

One of the following errors, listed by operand, was detected:

**MSGDEL**

For VTAM terminals, specification of NONE is ignored, and the SYSINFO default is used.

**MODETBL**

The operand was specified for a terminal type that does not allow such specification.

**NORELQR**

- For non-VTAM terminals, NORELQR is ignored and RELRQ is used.
- For valid terminals, if NORELQR and RELRQ are both specified, NORELQR is ignored and RELRQ is used.

**OPTIONS**

- For 2770 and 3601 terminals without correct COMPT operand specification, NPGDEL and PAGEDEL are ignored.
- For 3600 and SLUTYPEP terminals, FPACK or NFPACK are ignored if FPBUF=0.
- For 3270 and SLUTYPE2 terminals, TRSOSI or NOTRSOSI is ignored.

**PAGDEL**

For 2770 and 3601 terminals without correct components, PAGDEL was ignored.

**RELRQ**

- For VTAM 3270 local terminals and VTAM 3275/3277 remote terminals, RELRQ is not a valid option and is ignored.
- For SLUTYPE2 terminals, RELRQ is not a valid option and is ignored.
- For NTO terminals, RELRQ is not a valid option and is ignored.

**System action:** The stage 1 does not complete successfully.

**Programmer response:** Correct the specification and rerun stage 1.

**Severity:** 4

**G723 COMBINATION OF FORCED RESPONSE AND NO AUTOMATIC PAGE DELETION IS NOT RECOMMENDED, AND MAY CAUSE OTHER THAN DESIRED RESULTS DURING EXECUTION.**

**Explanation:** This is a warning message. The combination of OPTIONS=FORCRESP and OPTIONS=NPGDEL or PAGEDEL=NO could cause a terminal to become locked during execution.

**System action:** No action is taken.

**Programmer response:** No action is required.

**Severity:** 2

**G724 WARNING: SIZE OPERAND FOR DISPLAY EXCEEDS 255 AND MAY BE INCONSISTENT WITH VTAM REQUIREMENTS**

**Explanation:** This is a warning message. One of the SIZE parameters specified a number larger than 255 lines or columns for a SLUTYPE2 terminal. This might cause a conflict with VTAM BIND parameters.

**System action:** No action is taken.

**Programmer response:** No action is required.

**Severity:** 2

**G725 TYPE/SIZE PARAMETER COMBINATION IS INVALID**

**Explanation:** One of the following occurred:

- No valid screen size has been declared for this symbolic name.
- No symbolic name is specified for this screen size.
- The screen size declared for the specified symbolic name is not the same as that previously declared for the same symbolic name.

**System action:** The stage 1 does not complete successfully.

**Programmer response:** Correct the specification and rerun stage 1.

**Severity:** 4

**G728 SECOND NODE NAME FOR MASTER ALREADY DEFINED OR INVALID**

**Explanation:** The second operand (node name) for the master terminal was invalid or was already defined in a NAME keyword on a previous TERMINAL macro.

**System action:** The stage 1 does not complete successfully.

**Programmer response:** Correct the specification and rerun stage 1.

**Severity:** 4

---

**G729 NAMES DO NOT MATCH APPLID NAMES IN COMM MACRO**

**Explanation:** To define an Intersystem Communication (ISC) link for communication between the active system and the alternate system, both operands (node names) in the NAME keyword on the TERMINAL macro must match the operands in the APPLID keyword on the COMM macro.

**System action:** The stage 1 does not complete successfully.

**Programmer response:** Correct the specification and rerun stage 1.

**Severity:** 4

---

**G730 ASR OPTION IS NOT VALID FOR THIS DEVICE TYPE**

**Explanation:** This is a warning message and might be issued by the TYPE or the TERMINAL macro. ASR was specified on the OPTIONS parameter, but the ASR specification is valid for SNA VTAM devices only.

**System action:** The ASR specification is ignored.

**Programmer response:** No action is required.

**Severity:** 2

---

**G731 NUMBER OF VTAM TERMINALS DEFINED EXCEEDS MAXIMUM**

**Explanation:** The number of VTAM terminals defined exceeded the maximum. Reduce the number of terminals you defined.

**System action:** The stage 1 does not complete successfully.

**Programmer response:** Correct the specification and rerun stage 1.

**Severity:** 4

---

**G732 DPM-xxx NOT VALID FOR LU6 XRF LINK, DEFAULT ASSUMED.**

**Explanation:** The TERMINAL macro issues this message because the DPM=xxx subparameter is not allowed for the XRF/ISC link.

**System action:** The default value of VLVB is used.

**Programmer response:** No action is required.

**Severity:** 2

---

**G800 NAME SPECIFICATION CANNOT PRECEDE TERMINAL OR MSNAME. NAME STATEMENT IGNORED.**

**Explanation:** The input sequence of IMS system definition statements requires that a TERMINAL or MSNAME statement precede the NAME statement. The NAME statement must be used in conjunction with a preceding TERMINAL or MSNAME statement. System definition has ignored this NAME statement and has not verified whether the names referenced are duplicates. The statement has not been added into the maximum count for terminals and remote terminals.

## G messages G801-G900

This topic contains the following messages:

---

### G802 COMPT OPERAND IS INVALID.

**Explanation:** One of the following occurred:

- The operand was specified for a terminal type that does not allow such specification.
- The operand was specified incorrectly for the terminal type defined. See the IMS system definition information for a description of valid specifications for each terminal.

---

### G803 OUTPUT TERMINAL NOT DEFINED OR INVALID

**Explanation:** One of the following occurred:

- The OUTPUT keyword operand specified was not specified as the label field of a TERMINAL statement preceding the previous TERMINAL statement.
- A VTAM LTERM cannot be defined as a split LTERM. For VTAM, the input and output terminal must be the same physical terminal.

---

### G804 EDIT OPERAND IS INVALID.

**Explanation:** One of the following occurred:

- The operand contained more than 2 parameters.
- The first parameter was specified, but was not YES or NO.
- The second parameter was specified, but was not UC or ULC.

---

### G805 LTERM PARAMETER number IS OMITTED OR INVALID.

**Explanation:** One of the following occurred:

- No positional parameters were specified.
- A positional parameter was specified with more than 2 subparameters.
- A first subparameter was specified, which is not a 1- to 8- character name.
- A second subparameter was specified which is not MASTER or SECONDARY.

---

### G806 SPECIFIED LTERM IS A DUPLICATE—*name*.

**Explanation:** The logical terminal name (*name* in the message text) was previously specified.

---

### G807 SPECIFIED LTERM PREVIOUSLY DEFINED AS A TRANSACTION CODE—*name*.

**Explanation:** The names of transaction codes and logical terminal collectively must be unique. You have the name *name* defined more than once.

---

### G808 MULTIPLE MASTER SPECIFICATIONS ARE INVALID.

**Explanation:** A NAME statement LTERM positional parameter specified as a sublist and containing a specified second parameter of MASTER was previously specified.

---

### G809 MULTIPLE SECONDARY SPECIFICATIONS ARE INVALID.

**Explanation:** A NAME statement LTERM positional parameter, with the subparameter SECONDARY, was previously specified.

---

### G810 OUTPUT OPERAND IS INVALID FOR MASTER OR SECONDARY MASTER TERMINAL.

**Explanation:** The OUTPUT operand was specified when defining the MASTER or SECONDARY MASTER terminal with the LTERM positional parameter.

---

### G811 ICOMPT/COMPT OPERAND SPECIFICATION IS INVALID FOR MASTER SPECIFICATION.

**Explanation:** The COMPT and ICOMPT operands do not refer to a console component of a terminal in defining the MASTER terminal.

---

### G812 MASTER OR SECONDARY MASTER TERMINAL CANNOT BE ON A SWITCHED LINE.

**Explanation:** This NAME statement defined a MASTER or SECONDARY MASTER terminal. However, the LINEGRP statement specified FEAT=SWITCHED. This is an invalid combination. The IMS master or secondary master terminal cannot be on a switched line.

---

### G813 MASTER TERMINAL MUST BE A 1050, 2740, 3275, 3277, SLUTYPE2, or 3767/3770/SLUTYPE1 CONSOLE.

**Explanation:** Only a 1050, 2740, 3275, 3277, a terminal defined as SLU, Type 2, a 3767, or the console component of a 3770 or a terminal defined as SLU, Type 1 is acceptable as the MASTER terminal. The 2740 terminal must contain the station control feature.

---

### G814 SECONDARY MASTER TERMINAL MUST BE A 1050, 2740, 3284, 3286, 3767, 3770, SLUTYPE1, SPOOL, OR PRINTER.

**Explanation:** Only a 1050, 2740, 328x, 3767, the

## G815 • G898

console component of a 3770, or the console or 3784 component of a terminal defined as SLU, Type 1, or a terminal on a line group defined as SPOOL or PRINTER is acceptable as the SECONDARY MASTER terminal.

**System action:** The Stage 1 assembly fails.

**Programmer response:** Specify the secondary master as one of the acceptable terminal types.

**Severity:** 4

---

### G815 PRIMARY MASTER-SECONDARY MASTER COMBINATION SPECIFICATION INVALID.

**Explanation:** You specified a 1050 terminal type. However, the master and secondary master terminals are not associated with the same physical terminal.

---

### G816 NAME STMT INVALID FOR PRECEDING TERMINAL STMT.

**Explanation:** One of the following occurred:

- NAME statements cannot follow TERMINAL statements containing LTERM keyword operand specifications or TERMINAL statements in switched line groups.
- The NAME macro statement followed a TERMINAL statement containing a SESSION keyword operand specifying a value greater than one. If parallel sessions are defined, the associated logical terminal names must be specified within a SUBPOOL.
- Multiple LTERM names are invalid when defining the XRF fixed LUTYPE6 surveillance link.

**System action:** The Stage 1 assembly fails.

**Programmer response:** Remove the NAME macro statements that caused the error.

**Severity:** 4

---

### G817 ICOMPT OPERAND IS INVALID.

**Explanation:** One of the following occurred:

- The operand was specified for a terminal type that does not allow such specification.
- The operand was specified incorrectly for the terminal type defined.
- The operand referred to an output-only component of the terminal.

---

### G818 MSGDEL=NONIOPCB INVALID FOR MASTER OR SECONDARY MASTER TERMINAL.

**Explanation:** You cannot specify MASTER or SECONDARY if:

- MSGDEL=NONIOPCB was specified on the preceding TERMINAL statement.

- MSGDEL=NONIOPCB was implied from the preceding TYPE statement.
- UNITYPE=3790 was specified for this terminal.

---

### G819 ICOMPT OPERAND SPECIFICATION IS INVALID FOR SECONDARY SPECIFICATION.

**Explanation:** The ICOMPT operand does not refer to the first component of a terminal to define the SECONDARY MASTER terminal.

---

### G820 SPECIFIED LTERM PREVIOUSLY DEFINED AS AN MS LINKNAME—name.

**Explanation:** The specified logical terminal name was used previously to define a multiple systems link name.

---

### G821 RESERVED NAME WAS USED FOR LTERM.

**Explanation:** The value begins with the string DFS or DBCDM or contains a reserved word.

**System action:** Stage 1 does not complete successfully.

**Programmer response:** Correct the specification and rerun stage 1.

**Severity:** 4

### IMSGEN

---

### G822 THE NUMBER OF LTERMS DEFINED EXCEEDS THE MAXIMUM

**Explanation:** The number of LTERMS defined in a stage 1 system definition exceeds the number that can be contained in one DFSCLCxy module.

**System action:** Stage 1 does not complete successfully.

**Programmer response:** Either reduce the number of defined LTERMS or use the ETO feature.

**Severity:** 4

---

### G898 UPDTPRT KEYWORD PARAMETER IS INVALID

**Explanation:** The UPDTPRT keyword does not contain ON or OFF, or has more than one parameter.

**System action:** Stage 1 does not complete successfully.

**Programmer response:** Correct the specification and rerun stage 1.

**Severity:** 4

---

**G899      ONLY 2 SUBPARAMETERS ARE  
ALLOWED FOR ONEJOB= KEYWORD**

**Explanation:** The ONEJOB= keyword must not have more than 2 subparameters and must have the value of YES or NO.

**System action:** The Stage 1 assembly does not complete successfully.

**Programmer response:** Probable syntax error. Correct the ONEJOB= parameter on the MSGEN macro, and rerun the Stage 1 assembly.

**Severity:** 4

---

**G900      ONEJOB KEYWORD PARAMETER 1  
OR 2 IS INVALID**

**Explanation:** The ONEJOB= subparameters must have the value of YES or NO specified in parentheses.

**System action:** The Stage 1 assembly does not complete successfully.

**Programmer response:** Probable syntax error. Correct the ONEJOB= parameter on the MSGEN macro and rerun the Stage 1 assembly.

**Severity:** 4

---

## G messages G901-G1000

This topic contains the following messages:

---

**G901      JOBCTL= AND/OR SCL= PARM 1  
WILL BE IGNORED WITH ONEJOB=  
PARM SPECIFIED**

**Explanation:** The JOBCTL= and the SCL= subparameter 1 are mutually exclusive with ONEJOB=. When the ONEJOB=YES keyword is specified, it will cause the SCL= and the JOBCTL= subparameter 1 to be ignored.

**System action:** Stage 1 does complete normally.

**Programmer response:** No action is required.

**Severity:** 2

---

**G902      TERM OPERAND IS INVALID;  
DEFAULT OF 'NO' ASSUMED.**

**Explanation:** The parameter you specify for the TERM operand must be YES, NO, or a null value.

**System action:** The default value of NO is used.

**Programmer response:** No action is required.

**Severity:** 2

---

**G903      MSGQUEUE STATEMENT NOT  
SPECIFIED.**

**Explanation:** The MSGQUEUE statement is required for a DB/DC environment.

**System action:** The stage 1 does not complete successfully.

**Programmer response:** Correct the specification and rerun stage 1.

**Severity:** 4

---

**G905      NO APPLCTN SPECIFICATIONS.**

**Explanation:** You did not specify an APPLCTN statement within this IMS system definition.

**System action:** The stage 1 does not complete successfully.

**Programmer response:** Correct the specification and rerun stage 1.

**Severity:** 4

---

**G906      NO TRANSACTIONS SPECIFIED FOR  
THIS APPLCTN.**

**Explanation:** This is a warning message. One of the following occurred:

- An APPLCTN statement was found with no TRANSACT statements following it.
- No TRANSACT statements were supplied in the input to the IMS system definition.

**System action:** The stage 1 completes successfully.

**Programmer response:** No action is required.

**Severity:** 2

---

**G908      NO DATA BASE SPECIFICATIONS.**

**Explanation:** This is a warning message. No DATABASE statements were provided in the input to the IMS system definition.

**System action:** The stage 1 completes successfully.

**Programmer response:** No action is required.

**Severity:** 2

---

**G909      NO COMMUNICATION  
SPECIFICATIONS.**

**Explanation:** You did not define either VTAM terminals or multiple system communication links within this IMS system definition.

**System action:** The stage 1 processing does not complete successfully.

**Programmer response:** Correct the specification and rerun stage 1.

**Severity:** 4

**G910 NO LINES SPECIFIED FOR THIS LINEGRP.**

**Explanation:** No LINE statements were specified within this LINEGRP definition.

**System action:** The stage 1 does not complete successfully.

**Programmer response:** Correct the specification and rerun stage 1.

**Severity:** 4

**G911 NO TERMINALS SPECIFIED FOR THIS LINE.**

**Explanation:** No TERMINAL statements were provided for the LINE being defined. This error message might be generated erroneously, if a previous error message describing a communication configuration error is received.

**System action:** The stage 1 does not complete successfully.

**Programmer response:** Correct the specification and rerun stage 1.

**Severity:** 4

**G912 NO CTLUNITS SPECIFIED FOR THIS LINE.**

**Explanation:** No CTLUNIT statements were provided for the line being defined. This error message might be generated erroneously, if a previous error message describing a communication configuration error was received.

**System action:** The stage 1 does not complete successfully.

**Programmer response:** Correct the specification and rerun stage 1.

**Severity:** 4

**G913 NO TERMINALS SPECIFIED FOR THIS CTLUNIT.**

**Explanation:** No TERMINAL statements were provided for the CTLUNIT being defined.

**System action:** The stage 1 does not complete successfully.

**Programmer response:** Correct the specification and rerun stage 1.

**Severity:** 4

**G914 NO NAMES SPECIFIED FOR THIS TERMINAL.**

**Explanation:** No NAME statements were provided for the TERMINAL being defined, therefore, no logical terminal name was specified for this physical terminal.

**System action:** The stage 1 does not complete successfully.

**Programmer response:** Correct the specification and rerun stage 1.

**Severity:** 4

**G916 THE FESEXIT KEYWORD COMM MACRO IS MISSING OR INVALID**

**Explanation:** FESEXIT=YES is expected, but FESEXIT=NO has been coded in the COMM macro.

**System action:** Stage 1 completes with return code 4.

**Programmer response:** To activate Front End Switch, specify both OPTION=FES in the TERMINAL macro and FESEXIT=YES in the COMM macro. To deactivate FES, either eliminate OPTION= and FESEXIT= statements completely or specify OPTION=NOFES and FESEXIT=NO. OPTION=NOFES and FESEXIT=NO are the defaults.

**Severity:** 2

**G917 NO MASTER TERMINAL SPECIFICATION.**

**Explanation:** None of the NAME statements defined the MASTER specification in a logical terminal parameter. You must define an IMS master terminal for this system.

**System action:** The stage 1 does not complete successfully.

**Programmer response:** Correct the specification and rerun stage 1.

**Severity:** 4

**G918 PROCLIB OPERAND IS INVALID; DEFAULTS ASSUMED.**

**Explanation:** This is a warning message. One of the following occurred:

- The operand contained more than two parameters.
- The first parameter was specified but was not YES or NO.
- The second parameter was specified but was not a decimal number.

**System action:** The default value of PROCLIB=(YES,7) is used.

**Programmer response:** No action is required.

**Severity:** 2



---

**G919      MACLIB OPERAND IS OBSOLETE.**

**Explanation:** System definition no longer creates a copy job step for the macros. SMP/E places the macros into the databases with the low order names of ADFSMAC and SDFSMAC.

**System action:** System definition continues.

**Programmer response:** No action is required. Remove the MACLIB operand from the IMSGEN macro call to eliminate this message the next time system definition runs.

**Severity:** 2

---

**G920      PAGE OPERAND IS INVALID;  
DEFAULT ASSUMED.**

**Explanation:** This is a warning message. You must specify the PAGE operand as YES or NO.

**System action:** The default value of PAGE=NO is used.

**Programmer response:** No action is required.

**Severity:** 2

---

**G921      PAGE SPECIFICATION WILL BE  
INEFFECTIVE.**

**Explanation:** This is a warning message.

**System action:** The stage 1 does complete successfully.

**Programmer response:** See the IMSGEN macro PAGE keyword specification in the IMS system definition information.

**Severity:** 2

---

**G922      SUFFIX OPERAND IS INVALID;  
DEFAULT ASSUMED.**

**Explanation:** This is a warning message. The SUFFIX keyword operand was not specified as 1 alphanumeric character.

**System action:** The default value of 0 is used.

**Programmer response:** Change the SUFFIX operand if 0 is not the suffix to be used.

**Severity:** 2

---

**G923      THE FOLLOWING OPERANDS ARE  
INVALID: *list***

**Explanation:** The list can include one or more of the following: OBJDSET, USERLIB, SYSMAC, MODGEN, UMAC1, UMAC2 or UMAC3.

The specified operand contains more than 44 alphanumeric characters or does not begin with a letter.

**System action:** The stage 1 does not complete successfully.

**Programmer response:** Correct the specification and rerun stage 1.

**Severity:** 4

---

**G925      ASMPRT OPERAND IS INVALID;  
DEFAULT ASSUMED.**

**Explanation:** This is a warning message. You must specify the ASMPRT operand as ON or OFF.

**System action:** The default value OFF is used.

**Programmer response:** No action is required.

**Severity:** 2

---

**G926      {JCL AND/OR SCL|JOBCTL AND/OR  
PRTY} KEYWORD SPECIFICATIONS  
INVALID. {JCL AND/OR  
SCL|JOBCTL AND/OR PRTY}  
DEFAULTS ASSUMED.**

**Explanation:** This is a warning message that indicates that the following specifications are invalid:

- The JCL, the SCL, or both
- The JOBCTL keyword, the PRTY keyword, or both

**System action:** Default values are assumed.

**Programmer response:** No action is required.

**Severity:** 2

---

**G928      NO TERMINALS SPECIFIED FOR  
THIS STATION.**

**Explanation:** No TERMINAL statements were provided for the STATION being defined.

**System action:** The stage 1 does not complete successfully.

**Programmer response:** Correct the specification and rerun stage 1.

**Severity:** 4

---

**G929      THE FOLLOWING REMOTE 3270  
TERMINAL CONFIGURATION IS  
INVALID IN RESPECT TO THE COPY  
FEATURE SPECIFIED FOR TERMINAL  
ADDRESS.**

**Explanation:** Within this remote 3270 line group, the TERMINAL statement for the indicated 3277 terminal specified the desire for the COPY feature, and either no candidate printer was found, or the model numbers of the 3277 terminal and one of the candidate printers are not compatible.

**System action:** The stage 1 does not complete successfully.

**Programmer response:** Correct the specification and rerun stage 1.

**Severity:** 4

**G930**      **ASM OPERAND IS INVALID;  
DEFAULT OF 'HLASM,SYSLIN'  
ASSUMED.**

**Explanation:** One of the following occurred:

- The first subparameter was not High Level Assembler. This is the only valid value for the first subparameter.
- More than two subparameters were specified.
- The second subparameter did not begin with an alphanumeric character.
- The second subparameter was longer than eight characters.

**System action:** The default values of 'HLASM,SYSLIN' are used.

**Programmer response:** No action is required.

**Severity:** 2

**G931**      **LKSIZE OPERAND IS INVALID;  
DEFAULT ASSUMED.**

**Explanation:** This is a warning message. One of the following occurred:

- More than two parameters were specified.
- The first parameter specification exceeded the maximum specification of 16384000 or 16000K.
- The second parameter specification exceeded the maximum specification of 65520 or 63K.

**System action:**

The Binder SIZE option defaults are used.

**Programmer response:** No action is required.

**Severity:** 2

**G932**      **LKRGN OPERAND IS INVALID;  
DEFAULT ASSUMED.**

**Explanation:** This is a warning message. Either more than one parameter was specified or the length of the parameter exceeds 6 characters.

**System action:**

The default value of 4M is used.

**Programmer response:** No action is required.

**Severity:** 2

**G933**      **MFSTEST OPERAND IS INVALID.**

**Explanation:** One of the following occurred:

- More than two parameters were specified.
- The first parameter was specified but was not YES or NO.

**System action:** The stage 1 does not complete successfully.

**Programmer response:** Correct the specification and rerun stage 1.

**Severity:** 4

**G935**      **SYMSG OPERAND IS INVALID;  
DEFAULT ASSUMED.**

**Explanation:** This is a warning message. The operand specified was not `TIMESTAMP` or `NOTIMESTAMP`.

**System action:** The default value of `NOTIMESTAMP` is used.

**Programmer response:** No action is required.

**Severity:** 2

**G936**      **NODE OPERAND IS  
INVALID—*operand*.**

**Explanation:** The specified operand contains more than 8 alphanumeric characters and does not begin with a letter, @, \$, or #.

**System action:** The stage 1 does not complete successfully.

**Programmer response:** Correct the specification and rerun stage 1.

**Severity:** 4

**G937**      **IMSPLEX OPERAND IS INVALID.  
*operand***

**Explanation:** The operand specified by *operand* contains more than 35 characters (including embedded periods); a qualifier that begins with a character other than alphabetic, @, \$, or #; or otherwise breaks the rules of z/OS data set naming conventions.

**System action:** Stage 1 does not complete successfully.

**Programmer response:** Correct the specification and rerun Stage 1.

**Severity:** 4

**G939**      **SECCNT OPERAND IS INVALID;  
DEFAULT ASSUMED.**

**Explanation:** This is a warning message. The operand specified was not a decimal number in the range 0-3.

**System action:** The default value of 0 is used.

**Programmer response:** No action is required.

**Severity:** 2

---

**G940 PSWDSEC OPERAND IS INVALID;  
DEFAULT ASSUMED.**

**Explanation:** This is a warning message. The operand specified was not YES, NO, or FORCE.

**System action:** The default value of NO is used.

**Programmer response:** No action is required.

**Severity:** 2

---

**G941 TERMSEC OPERAND IS INVALID;  
DEFAULT ASSUMED.**

**Explanation:** This is a warning message. The operand specified was not YES, NO, or FORCE.

**System action:** The default value of NO is used.

**Programmer response:** No action is required.

**Severity:** 2

---

**G942 SECONDARY MASTER  
SPECIFICATION OMITTED OR  
INVALID.**

**Explanation:** If a 3277 primary master terminal specification is made, a valid secondary master specification is required.

**System action:** The stage 1 does not complete successfully.

**Programmer response:** Correct the specification and rerun stage 1.

**Severity:** 4

---

**G943 RECANY BUFFERS DEFINED BUT NO  
VTAM TERMINALS. RECANY BUFFER  
SPECIFICATION IGNORED.**

**Explanation:** This is a warning message. The COMM statement includes a specification of VTAM RECEIVE ANY buffers, but no VTAM terminals are defined in the system definition input.

**System action:** The VTAM buffer specification is ignored.

**Programmer response:** No action is required.

**Severity:** 2

---

**G944 NO VTAM TERMINAL  
SPECIFICATION.**

**Explanation:** A TYPE statement specification was found for which no TERMINAL statement was specified.

**System action:** The stage 1 does not complete successfully.

**Programmer response:** Correct the specification and rerun stage 1.

**Severity:** 4

---

**G945 VTAM RECEIVE ANY BUFFERS  
SPECIFICATION OMITTED OR  
INVALID.**

**Explanation:** One of the following occurred:

- The number of VTAM RECEIVE ANY buffers in the COMM macro was 0.
- The size of the VTAM RECEIVE ANY buffers in the COMM macro was 0.
- The RECANY keyword operand in the COMM macro was not specified although VTAM terminals were defined. This operand is required with VTAM terminals.

**System action:** The stage 1 does not complete successfully.

**Programmer response:** Correct the specification and rerun stage 1.

**Severity:** 4

---

**G946 COMM STATEMENT NOT SPECIFIED.**

**Explanation:** No COMM statement was supplied in the input to the IMS system definition, although one or more VTAM terminals were defined.

**System action:** The stage 1 does not complete successfully.

**Programmer response:** Correct the specification and rerun stage 1.

**Severity:** 4

---

**G947 3270 VTAM TERMINAL  
CONFIGURATION IS INVALID IN  
RESPECT TO THE COPY FEATURE  
SPECIFIED FOR THIS TERMINAL.**

**Explanation:** The TERMINAL statement for the indicated 3277 terminal specified the COPY feature, and either no candidate printer was found or the model numbers of the 3277 terminal and the candidate printer were not compatible.

**System action:** Stage 1 does not complete successfully.

**Programmer response:** Correct the specification and rerun stage 1.

**Severity:** 4

---

**G948 SPECIAL MASTER TERMINAL  
FORMATTING REQUEST IS  
IGNORED; REQUIRED CAPABILITY  
NOT SPECIFIED.**

**Explanation:** This is a warning message. 3270 special

master terminal formatting was requested, and either no VTAM or other IMS supported terminals were defined or no primary master terminal was defined.

**System action:** The request is ignored.

**Programmer response:** No action is required.

**Severity:** 2

**G949      JOBCTL AND/OR PRTY  
SPECIFICATIONS ARE MUTUALLY  
EXCLUSIVE WITH JCL AND/OR SCL  
SPECIFICATIONS. JCL/SCL DEFAULTS  
OR SPECIFICATIONS ASSUMED.**

**Explanation:** This is a warning message. The JCL or the SCL, or both, keywords are mutually exclusive with the JOBCTL or the PRTY, or both, keywords. More than one set cannot be specified.

**System action:** JOBCTL/PRTY specifications are be ignored; JCL/SCL specifications or defaults are assumed.

**Programmer response:** No action is required.

**Severity:** 2

**G950      REMOTE SYSID DEFINED BUT NO  
MSNAME RESOURCES DEFINED**

**Explanation:** A remote system ID was specified in the SYSID= keyword operand of an APPLCTN or TRANSACT statement, but no MSNAME statements were specified.

**System action:** The stage 1 does not complete.

**Programmer response:** Correct the specification and rerun stage 1.

**Severity:** 4

**G951      THIS REMOTE SYSID WAS NOT  
SPECIFIED AS A REMOTE SYSID IN  
ANY MSNAME STMT.**

**Explanation:** A remote system ID, specified in the SYSID= keyword operand of an APPLCTN statement, was not specified as a remote system ID in any MSNAME statement in the input to this IMS system definition.

**System action:** The stage 1 does not complete successfully.

**Programmer response:** Correct the specification and rerun stage 1.

**Severity:** 4

**G952      LOGICAL LINKS DEFINED BUT NO  
PHYSICAL LINKS.**

**Explanation:** No MSPLINK statements were specified in this IMS system definition, although one or more MSLINK statements were specified to define logical links.

**System action:** The stage 1 does not complete successfully.

**Programmer response:** Correct the specification and rerun stage 1.

**Severity:** 4

**G953      PHYSICAL LINKS DEFINED BUT NO  
LOGICAL LINKS.**

**Explanation:** No MSLINK statements were specified in this IMS system definition, although one or more MSPLINK statements were specified to define physical links.

**System action:** The stage 1 does not complete successfully.

**Programmer response:** Correct the specification and rerun stage 1.

**Severity:** 4

**G954      NO MSNAMES SPECIFIED WITH  
THIS LOGICAL LINK.**

**Explanation:** This is a warning message. An MSLINK statement was specified with no associated MSNAME statements. Failure to provide at least one MSNAME SYSID statement results in abend U0833.

This error message might be generated erroneously if a previous error message describing a communication configuration error is received.

**System action:** The stage 1 does complete successfully.

**Programmer response:** No action is required.

**Severity:** 2

**G955      NO REMOTE LTERMS SPECIFIED  
FOR THIS LOGICAL LINK.**

**Explanation:** This is a warning message. An MSNAME statement was specified with no associated NAME statements. This error message might be generated erroneously if a previous error message describing a communication configuration error is received.

**System action:** The stage 1 does complete successfully.

**Programmer response:** No action is required.

**Severity:** 2

---

**G956 MSVERIFY DEFINITION TYPE IS INVALID; NO VALID MS STATEMENT SPECIFICATIONS.**

**Explanation:** MSVERIFY was specified in the IMSCTRL statement as the type of IMS generation, but no valid multiple system definition statements were contained in the input to this system definition.

**System action:** The stage 1 does not complete successfully.

**Programmer response:** Correct the specification and rerun stage 1.

**Severity:** 4

---

**G957 IMSCTRL MSVID SPECIFICATION IGNORED; NO VALID MS STATEMENT SPECIFICATIONS.**

**Explanation:** This is a warning message. The MSVID keyword operand was specified in the IMSCTRL statement, but no valid multiple system definition statements were contained in the input to this system definition.

**System action:** The operand was ignored.

**Programmer response:** No action is required.

**Severity:** 2

---

**G959 FAST PATH MESSAGE-DRIVEN APPLCTN(S) DEFINED BUT NO TERMINAL ELIGIBLE TO ENTER FP TRANS.**

**Explanation:** This is a warning message. No terminals are defined with Fast Path buffers. Therefore, no terminals are able to send messages to a message-driven application program.

**System action:** The operand was ignored.

**Programmer response:** No action is required.

**Severity:** 2

---

**G961 FAST PATH POTENTIAL TRANSACT(S) REQUIRE AT LEAST ONE FAST PATH MESSAGE DRIVEN APPLCTN.**

**Explanation:** This is a warning message. All Fast Path potential transactions require at least one Fast Path application program defined to handle any input from terminals.

**System action:** The operand is ignored.

**Programmer response:** Add at least one Fast Path application program to the definition, or remove all Fast Path potential TRANSACT macro specifications.

**Severity:** 2

---

**G963 NO RTCODE(S) SPECIFIED FOR THIS APPLCTN.**

**Explanation:** This is a warning message. No RTCODE macros were coded following the identified APPLCTN statement.

**System action:** The operand was ignored.

**Programmer response:** Code at least one TRANSACT macro to process the Fast Path application.

**Severity:** 2

---

**G964 THIS LOCAL SYSID WAS SPECIFIED AS A REMOTE SYSID IN AN MSNAME STATEMENT.**

**Explanation:** The SYSID specified as a local SYSID in this APPLCTN statement was specified as a remote SYSID in an MSNAME statement. You cannot specify both.

**System action:** The stage 1 does not complete successfully.

**Programmer response:** Correct the specification and rerun stage 1.

**Severity:** 4

---

**G965 NO FAST PATH APPLCTN SPECIFICATIONS.**

**Explanation:** This is an informational message. You defined resources related to a Fast Path terminal, but no Fast Path application programs were specified.

**System action:** This is an informational message.

**Programmer response:** No action is required.

**Severity:** 4

---

**G966 NO VALID VTAM SUBPOOL DEFINED FOR LUTYPE6 NODE WITH MULTIPLE SESSIONS**

**Explanation:** No valid VTAM LTERM SUBPOOL definition was contained in the IMS system definition, although an LUTYPE6 TERMINAL statement specified subpool LTERM allocation.

**System action:** The stage 1 does not complete successfully.

**Programmer response:** Correct the specification and rerun stage 1.

**Severity:** 4

---

---

**G968 MSGDEL SPECIFICATIONS WILL NOT ALLOW ANY DEFINED SUBPOOL TO BE ALLOCATED TO A SESSION FOR THIS NODE**

**Explanation:** One of the following occurred:

- The TERMINAL statement specified MSGDEL=NONIOPCB, but no VTAM SUBPOOL statement was recognized with MSGDEL=NONIOPCB.
- The TERMINAL statement specified MSGDEL=NOTERM, but no VTAM SUBPOOL statement was recognized with MSGDEL=NONIOPCB.

**System action:** Stage 1 does not complete successfully.

**Programmer response:** Correct the specification and rerun Stage 1.

**Severity:** 4

---

**G969 SECONDARY MASTER HARDCOPY LOGGING SPECIFIED BUT NO SECONDARY MASTER DEFINED.**

**Explanation:** Although the COMM macro COPYLOG keyword specification indicated hardcopy logging on the secondary master terminal, no valid specification was found in the system definition stage 1 input.

**System action:** The stage 1 does not complete successfully.

**Programmer response:** Correct the specification and rerun stage 1.

**Severity:** 4

---

**G970 VTAM APPLID FROM COMM MACRO STATEMENT IS ALSO DEFINED AS AN LTERM NAME**

**Explanation:** The COMM macro statement specified the APPLID as a name which is also used on a NAME macro statement as a logical terminal name.

**System action:** The stage 1 does not complete successfully.

**Programmer response:** Correct the specification and rerun stage 1.

**Severity:** 4

---

**G971 IMSGEN MACRO GENERAL COMMUNICATIONS OPTIONS IGNORED; COMM MACRO SPECIFICATIONS USED**

**Explanation:** The IMSGEN macro statement specified one or more of the general communications options, and the COMM macro statement was present in the Stage 1 input stream. The COMM macro specifications and defaults for these options will be used; those from

the IMSGEN macro statement will be ignored.

**System action:** The operand was ignored.

**Programmer response:** No action is required.

**Severity:** 2

---

**G972 SECURITY OPTIONS SPECIFIED ON MORE THAN ONE MACRO; THOSE FROM THE [COMM|SECURITY] STATEMENT WILL BE USED.**

**Explanation:** Specifications that relate to the security count (SECCNT), which can be made on the IMSGEN, COMM, or SECURITY macro statement, were present on two or more of these macro statements. The specifications and defaults from the macro specified in the MNOTE are used; those from the other macro statements are ignored.

**System action:** The operand was ignored.

**Programmer response:** No action is required.

**Severity:** 2

---

**G973 SURVEY OPERAND IS INVALID; DEFAULT ASSUMED.**

**Explanation:** This is a warning message. The operand was not specified as YES or NO. More than one parameter was specified.

**System action:** The default value of SURVEY=NO is used.

**Programmer response:** No action is required.

**Severity:** 2

---

**G974 THE FOLLOWING ARE DUPLICATE DBD NAMES:**

**Explanation:** The DBD name was specified on multiple DATABASE macro statements.

**System action:** The stage 1 does not complete successfully.

**Programmer response:** Correct the specification and rerun stage 1.

**Severity:** 4

---

**G975 THE FOLLOWING ARE DUPLICATE PSB NAMES:**

**Explanation:** The PSB name was specified on multiple APPLCTN macro statements.

**System action:** The stage 1 does not complete successfully.

**Programmer response:** Correct the specification and rerun stage 1.

**Severity:** 4

---

**G976 THE FOLLOWING ARE DUPLICATE TRANSACTION CODES:**

**Explanation:** The transaction code name was specified on multiple TRANSACT macro statements.

**System action:** The stage 1 does not complete successfully.

**Programmer response:** Correct the specification and rerun stage 1.

**Severity:** 4

---

**G977 THE FOLLOWING ARE DUPLICATE MSNAME LINKNAMES:**

**Explanation:** The link name was specified on multiple MSNAME macro statements.

**System action:** The stage 1 does not complete successfully.

**Programmer response:** Correct the specification and rerun stage 1.

**Severity:** 4

---

**G978 THE FOLLOWING ARE DUPLICATE VTAM NODE NAMES:**

**Explanation:** The VTAM node name was specified on multiple TERMINAL macro statements.

**System action:** The stage 1 does not complete successfully.

**Programmer response:** Correct the specification and rerun stage 1.

**Severity:** 4

---

**G979 THE FOLLOWING ARE DUPLICATE LTERM NAMES:**

**Explanation:** The logical terminal name was specified on multiple NAME macro statements.

**System action:** The stage 1 does not complete successfully.

**Programmer response:** Correct the specification and rerun stage 1.

**Severity:** 4

---

**G980 THE FOLLOWING ARE DUPLICATE ROUTING CODES:**

**Explanation:** The routing code was specified on multiple RTCODE macro statements.

**System action:** The stage 1 does not complete successfully.

**Programmer response:** Correct the specification and rerun stage 1.

**Severity:** 4

---

**G981 THE FOLLOWING ARE DUPLICATE SUBPOOL NAMES:**

**Explanation:** The SUBPOOL name was specified on multiple SUBPOOL macro statements.

**System action:** The stage 1 does not complete successfully.

**Programmer response:** Correct the specification and rerun stage 1.

**Severity:** 4

---

**G982 THE FOLLOWING ARE DUPLICATE PARTNER IDS:**

**Explanation:** The PARTNER ID was specified on multiple MSLINK macro statements.

**System action:** The stage 1 does not complete successfully.

**Programmer response:** Correct the specification and rerun stage 1.

**Severity:** 4

---

**G983 THE FOLLOWING ARE DUPLICATE PHYSICAL LINKNAMES:**

**Explanation:** The physical link name was specified on multiple MSPLINK macro statements.

**System action:** The stage 1 does not complete successfully.

**Programmer response:** Correct the specification and rerun stage 1.

**Severity:** 4

---

**G984 THE FOLLOWING ARE DUPLICATE REMOTE SYSTEM VTAM NODE NAMES:**

**Explanation:** The remote system VTAM node name was specified on multiple MSPLINK macro statements.

**System action:** The stage 1 does not complete successfully.

**Programmer response:** Correct the specification and rerun stage 1.

**Severity:** 4

---

**G985 CROSS-CHECK FAILED FOR THE FOLLOWING RESOURCE NAMES:**

**Explanation:** One of the following occurred:

- The transaction code was also specified as an LTERM.

## G986 • G999

- The MSNAME link name was also specified as an LTERM.
- The MSNAME link name was also specified as a transaction code.

**System action:** The stage 1 does not complete successfully.

**Programmer response:** Correct the specification and rerun stage 1.

**Severity:** 4

---

### G986 THE FOLLOWING ARE DUPLICATE BTAM xxxxxxxx ADDRESSES:

**Explanation:** The field xxxxxxxx can be one of the following: LINE, CTLUNIT, STATION, TERMINAL. The list is the duplicate addresses that were detected.

Possible errors by operand are as follows:

**LINE** The address specified on the ADDR operand of the LINE macro is a duplicate of one specified on a previous LINE or MSPLINK statement.

**CTLUNIT** The address specified on the ADDR operand of a CTLUNIT macro has been previously specified for a control unit on this line.

**STATION** The address specified on the ADDR operand of a STATION macro is a duplicate of one specified on a previous STATION statement on this line.

**TERMINAL** Independent of terminal type, all input terminal addresses for a line must be unique.

**System action:** The stage one assembly does not complete normally.

**Programmer response:** Correct the duplicate specification and rerun.

**Severity:** 4

---

### G987 MFSDFMT KEYWORD PARAMETER IS INVALID

**Explanation:** The MFSDFMT keyword does not contain YES or NO, or has more than one parameter.

**System action:** Stage 1 does not complete successfully.

**Programmer response:** Correct the specification and rerun stage 1.

**Severity:** 4

---

### G988 NO TRANSACT MACROS CODED. AT LEAST ONE TRANSACT MACRO MUST BE INCLUDED WHEN AN APPLCTN MACRO IS INCLUDED.

**Explanation:** An APPLCTN macro was defined in Stage 1 without a corresponding TRANSACT macro.

**System action:** The Stage 1 assembly does not complete normally.

**Programmer response:** Add at least one TRANSACT macro to the definition.

**Severity:** 4

---

### G989 DATABASE SPECIFICATIONS ARE REQUIRED FOR DBCTL, NONE SPECIFIED.

**Explanation:** No DATABASE statements were provided in the input to the IMS system definition for a DBCTL generation.

**System action:** Stage 1 does not complete successfully.

**Programmer response:** Correct the specification and rerun stage 1.

**Severity:** 4

---

### G992 THE FESEXIT KEYWORD COMM MACRO IS MISSING OR INVALID

**Explanation:** FESEXIT=YES is expected, but FESEXIT=NO was specified in the COMM macro.

**System action:** Stage 1 does not complete successfully.

**Programmer response:** To activate Front End Switch (FES), specify both OPTION=FES in the TERMINAL macro and FESEXIT=YES in the COMM macro. To deactivate FES, either eliminate OPTION= and FESEXIT= statements completely, or specify OPTION=NOFES and FESEXIT=NO. (OPTION=NOFES and FESEXIT=NO are the default.)

**Severity:** 4

---

### G999 GENERATION TERMINATED; NOGO SET.

**Explanation:** One or more errors have occurred. Stage 1 is terminated; no Stage 2 JCL or control statements are produced.

**System action:** The stage 1 does not complete successfully.

**Programmer response:** Correct the specification and rerun stage 1.

**Severity:** 4



---

**G1000 RTCODE SPECIFICATION CANNOT PRECEDE APPLCTN.**

**Explanation:** The RTCODE statement must be used in conjunction with a preceding APPLCTN statement.

**System action:** Validation continues with the

remaining operands as though the RTCODE statement followed the first APPLCTN statement. Message G1002 can also appear.

**Programmer response:** Insert the RTCODE statement following the correct APPLCTN statement.

---

## G messages G1001-G9999

This topic contains the following messages:

---

**G1002 RTCODE MUST FOLLOW FAST PATH MSG-DRIVEN APPLCTN SPEC.**

**Explanation:** The RTCODE specification is only valid for Fast Path message-driven application programs. RTCODE specifications are used to route transactions to the correct application program. Non-message-driven programs cannot retrieve input messages and process them.

**System action:** Parameter validation continues as though the previous APPLCTN statement defined a Fast Path application program.

**Programmer response:** Remove the RTCODE statement or move it to follow the correct APPLCTN statement.

**Explanation:** One of the following occurred:

- More than one parameter was specified.
- The parameter specified was not YES or NO.
- Both INQ and INQUIRY parameters were specified.

**Programmer response:** Correct the specification to either INQ=YES or INQ=NO.

---



---

**G1003 CODE OPERAND CONTAINS DUPLICATE ENTRY. SPECIFIED RTCODE—*code***

**Explanation:** A specified routing code name was previously specified as a routing code name.

**System action:** The duplicate routing code is ignored.

**Programmer response:** Eliminate the duplicate routing code by removing it or changing its name.

---

**G1010 OTHREAD OPERAND IS INVALID.**

**Explanation:** One of the following events occurred:

- More than one parameter was specified.
- The parameter was not numeric.
- The first parameter was specified, but not as a decimal value from 1 to 31.
- A call was made to the FPCTRL macro. This macro is no longer supported.

**System action:** Validation continues with the BFALLOC and INREXIT parameters.

**Programmer response:** Correct the specification and rerun Stage 1. Any valid number can be specified at system definition time. This parameter can be specified at system initialization time.

---



---

**G1004 CODE OPERAND IS OMITTED OR INVALID.**

**Explanation:** One of the following occurred:

- The CODE operand was not specified.
- The parameter contained a null subparameter.
- The parameter or subparameter was not specified as a 1-8 character alphanumeric name.
- The value begins with the string 'DFS' or 'DBCDM', or it contains a reserved word.

**System action:** Any routing code names following the invalid one, when specified as a subparameter, are not validity checked. They are skipped. Stage 1 does not complete successfully.

**Programmer response:** Specify the CODE parameter or correct its specification and rerun stage 1.

**Severity:** 4

---

**G1011 BFALLOC OPERAND IS INVALID.**

**Explanation:** One of the following occurred:

- More than three subparameters were specified.
- The parameters that were specified were not numeric.
- Subparameters 1 and 2 were not in the range of through 999.
- Subparameter 3 is not 512, 1024, 2048, or 4096.

**System action:** The subparameter checking is done from left to right. The first error causes the error message to be issued, and the subparameters to the right of the error are not validated. Validation continues with the INREXIT parameter.

**Programmer response:** Correct the specification and rerun Stage 1. This parameter can be removed and specified at system initialization time.

---



---

**G1005 INQ/INQUIRY OPERAND IS INVALID.**


---

**G1012 INREXIT OPERAND IS INVALID.**

**Explanation:** One of the following occurred:

- Only one parameter is valid, and more than one was specified.

- The specified parameter did not start with an alphabetic character, or it was longer than 8 characters.

**Programmer response:** Correct the specification and rerun Stage 1.

---

**G1016 FAST PATH NOT SUPPORTED ON VS/1.**

**Explanation:** Fast Path can only be specified if the IMSTRL macro indicates that the host system is z/OS.

**System action:** Stage 1 does not complete normally.

**Module:** IMSCTRL

**Severity:** 4

---

**G1200 HSB KEYWORD INVALID FOR DBCTL**

**Explanation:** The HSB keyword cannot be specified for a DBCTL class system definition. The HSB keyword is ignored.

**System action:** The stage 1 does complete successfully.

**Programmer response:** No action is required.

**Severity:** 2

---

**G1201 WARNING: CMDCHAR INCORRECT.**

**Explanation:** One of the following occurred:

- More than one parameter was specified.
- Operand is not one character.

**System action:** The stage 1 does not complete successfully.

**Severity:** 4

---

**G1206 THE MCS SUBPARAMETER IS OUTSIDE THE RANGE OF ACCEPTABLE VALUES. DEFAULT OF (2,7) ASSUMED.**

**Explanation:** This is a warning message. One or more of the following occurred:

- More than 16 values were specified for the MSC routing code. Extra values are ignored.
- An MCS routing code value was outside the acceptable range of 1 through 16.

**System action:** The subparameter is ignored or the default value is used.

**Operator response:** No action is required.

**Programmer response:** No action is required.

**Severity:** 2

---

**G1207 THE DESC SUBPARAMETER IS OUTSIDE THE RANGE OF ACCEPTABLE VALUES. DEFAULT OF (7) IS ASSUMED.**

**Explanation:** This is a warning message. One or more of the following occurred:

- More than 16 values were specified for the DESC code. Extra values are ignored.
- A DESC code value was outside the range of 1 through 16.

**System action:** The subparameter is ignored or the default value is used.

**Operator response:** No action is required.

**Programmer response:** No action is required.

**Severity:** 2

---

**G1208 TYPE/CLASS OF ALL,DCCTL SPECIFIED; TYPE/CLASS OF ON-LINE,DCCTL USED.**

**Explanation:** This is an informational message indicating the second subparameter of the SYSTEM keyword in the IMSCTRL macro was changed.

**Severity:** 2

---

**G1209 ETOFEAT= sub parameters 1 and/or 2 have been specified. These sub parameters are no longer valid and are ignored.**

**Explanation:** This is an informational message to indicate that subparameters 1, 2, or both, of the ETOFEAT= keyword in the IMSCTRL macro are invalid.

**System action:** The subparameters are ignored.

**Programmer response:** No action is required.

**Severity:** 2

---

**G1210 ETO DESCRIPTORS REQUESTED, BUT INVALID SYSGEN CLASS OR TYPE.**

**Explanation:** ETOFEAT=(,ALL) or ETOFEAT=(,ONLY) specified. Descriptors were requested, but invalid system definition class or type was specified.

**System action:** The request to produce ETO descriptors is ignored.

**Programmer response:** No action is required unless a system with the ETO feature is to be built.

**Severity:** 2

---

---

**G1300 TYPE OPERAND IS OMITTED.**

**Explanation:** The TYPE operand must be specified.

**System action:** The stage 1 does not complete successfully.

**Programmer response:** Provide the TYPE operand on the DCTENTRY macro call.

**Severity:** 4

---

**G1301 THE FOLLOWING OPERANDS ARE INVALID: *list***

**Explanation:** The list can include one or more of the following: FEAT, SIZE, or TYPE. Each operand indicates that one of the following errors occurred:

**FEAT**

- An operand was specified more than once.
- Mutually exclusive operands were specified.
- IGNORE was specified with other operands.

**SIZE**

- There are not exactly two parameters.
- The first value is not a number in the range 1-16384.
- The second value is not a number in the range 2-16384.
- The product of the two values is not a number in the range 80-16384.

**TYPE** The parameter was not in the format '3270-Ann' where 'nn' is a 1-digit number from 1 to 9, inclusive, or a 2-digit number from 01 to 15, inclusive.

**System action:** The stage 1 does not complete successfully.

**Programmer response:** Correct the specification and rerun stage 1.

**Severity:** 4

---

**G1302 TYPE / SIZE PARAMETER COMBINATION IS INVALID.**

**Explanation:** One of the following occurred:

- No valid screen size is declared for this symbolic name.
- No symbolic name is specified for this screen size.
- The screen size declared is not the same as that previously declared for the same symbolic name.

**System action:** The stage 1 does not complete successfully.

**Programmer response:** Correct the specification and rerun stage 1.

**Severity:** 4

---

---

**G1303 WARNING: SIZE OPERAND FOR DISPLAY EXCEEDS 255 AND MAY BE INCONSISTENT WITH VTAM REQUIREMENTS.**

**Explanation:** The size operand for display exceeds 255 and might be inconsistent with VTAM requirements.

**System action:** The stage 1 continues normal processing.

**Severity:** 2

---

**G9000 THE *xxxxxxx* MACRO IS INVALID FOR A DBCTL GEN**

**Explanation:** The Database Control Subsystem (DBCTL) does not support macro *xxxxxxx* specified in the DBCTL Stage 1 system definition.

**System action:** Processing continues.

**Programmer response:** Delete the identified macro from the DBCTL Stage 1 system definition.

**Severity:** 2

---

**G9001 INVALID PARAMETER - *xxxxxxx* - SPECIFIED IN *xxxxxxx* MACRO.**

**Explanation:** One or more parameters in the statement being processed contains a syntax error.

**System action:** The invalid parameters are ignored and the defaults are used.

**Programmer response:** Remove or correct the invalid parameters and rerun Stage 1 of IMS system definition.

**Severity:** 4

---

**G9002 *xxxxxxx* OPERAND IS IGNORED FOR DBCTL GEN**

**Explanation:** Operand *xxxxxxx* is not supported for DBALL/DBCTL. This message is issued for each invalid operand within a macro.

**System action:** Operand is ignored.

**Programmer response:** Operand can be removed from the DBCTL Stage 1 system definition.

**Severity:** 2

---



---

## Chapter 11. HWS messages (IMS Connect)

IMS Connect messages begin with the prefix HWS.

Some messages include an **E=ec** value. The *ec* value represents the TCP/IP error code. Refer to your TCP/IP Messages and Codes documentation for more information on the *ec* value.

Some messages include an **M=mc** value. The *mc* value represents the IMS Connect module suffix that issued the message. For example, in **M=CPAR**, the issuing module is HWSCPAR0.

---

### HWS messages HWSA0300E-HWSI1816W

This topic contains the following messages:

---

**HWSA0300E A FAILURE OCCURRED QUEUING WORK FOR ADAPTER** *adptname*; **R=rc**, **M=mc**

**Explanation:** An IMS Connect internal error has occurred while trying to queue work for adapter support.

In the message text:  
*adptname*

Identifies the adapter.  
*rc* Is the return code, which can be one of the following:  
**X'80'** Post failed for target server's ECB.  
**X'84'** Invalid AWE server index passed.  
*mc* Identifies the module that issued the message.

**System action:** IMS Connect continues to run fully. The client socket connection is disconnected.

**System programmer response:** This error is an internal problem that has occurred. If the problem persists, search the problem reporting databases to find a correction for the problem. If none exists, contact the IBM Software Support. Provide the following SYSLOG, and memory dump if available.

**Module:** HWSSDRCV, HWSSDXMT

---

**HWSA0305E ADAPTER** *adptname* **DID NOT RETURN** *type* **BUFFER**; **M=mc**

**Explanation:** The adapter did not return a valid buffer address, or it returned no buffer address.

In the message text:  
*adptname*

Identifies the adapter that was called.  
*type* Identifies the type of buffer error, which can be one of the following:  
• MESSAGE - no buffer returned  
• VALID - the buffer returned was not valid

*mc* Identifies the module issuing the message.

**System action:** IMS Connect continues to run fully. The client socket connection is disconnected.

**System programmer response:** This error occurs when the adapter fails. If the problem persists, search the problem reporting databases to find a correction for the problem. If none exists, contact the IBM Software Support. Provide the following SYSLOG, and memory dump if available.

**Module:** HWSSDRCV, HWSSDXMT

---

**HWSA0310E A FAILURE OCCURRED RELEASING** *type* **BUFFER FOR ADAPTER** *adptname*; **R=rc**, **M=mc**

**Explanation:** IMS Connect was unable to release the specified storage area.

In the message text:

*type* Identifies the type of buffer for which the error occurred; values are:  
• READ INPUT - the original TCP/IP input buffer  
• ADAPTER OUTPUT - buffer returned by the adapter

*adptname* Identifies the adapter that was called

*rc* Is the return code, which can be:  
**X'04'** Invalid type storage requested  
**X'08'** Storage not available to satisfy request

*mc* Identifies the module issuing the message

**System action:** IMS Connect continues to run fully. The client socket connection is disconnected.

**System programmer response:** This error can occur when the storage being freed has been modified by the adapter incorrectly or as a result of an internal error. If the problem persists, search the problem reporting

databases to find a correction for the problem. If none exists, contact the IBM Software Support. Provide the following SYSLOG, and memory dump if available.

**Module:** HWSSDRCV, HWSSDXMT

**HWSA0315E INVALID EXIT FUNCTION WAS REQUESTED; FUNC=*ft*, msgid1|msgid2, M=*mc***

**Explanation:** The IMS Connect user message exit was unable to process the requested FUNC=*ft*.

In the message text:

- ft* Identifies the function passed to the user message exit; values can be:
  - READ - Process input message
  - XMIT - Process output message
  - RXML - Return ADAPTER/TAG name
- msgid1* Identifies the EBCDIC MSGID (\*HWS0A1\*) in the message prefix
- msgid2* Identifies the ASCII MSGID (\*HWS0A1\*) in the message prefix
- mc* Identifies the module issuing the message

**System action:** IMS Connect continues to run fully. The client socket connection is disconnected.

**System programmer response:** This error can occur when the User Message Exit is called with an invalid function request. The problem could be that the client application identified the incorrect User Message Exit and that exit was called with a function of RXML or XXML and the User Message Exit does not support the adapter function. Verify that you are calling the correct User Message Exit and that the exit supports the function call being made.

**Module:** HWSSDRCV

**HWSA0320E USER MESSAGE EXIT RETURNED AN INVALID RETURN CODE; R=*rc*, M=*mc***

**Explanation:** The User Message Exit returned an unknown or invalid return code.

In the message text:

- rc* Identifies the return code returned by the User Message Exit
- mc* Identifies the module issuing the message

**System action:** IMS Connect continues to run fully. The client socket connection is disconnected.

**System programmer response:** Verify that you are using the correct copy of the User Message Exit, or correct the User Message Exit to return the correct return code.

**Module:** HWSSDRCV

**HWSA0325E ADAPTER *adptname* RETURNED AN INVALID RETURN CODE; R=*rc*, M=*mc***

**Explanation:** The adapter returned an invalid return code.

In the message text:

- adptname* Identifies the adapter that was called.
- rc* Identifies the invalid return code returned by the adapter.
- mc* Identifies the module issuing the message.

**System action:** IMS Connect continues to run fully. The client socket connection is disconnected.

**System programmer response:** Verify that you are using the correct copy of the adapter, or correct the adapter to return a valid return code.

**Module:** HWSSDRCV, HWSSDXMT

**HWSA0330E NO ADAPTER NAME RETURNED FROM USER MESSAGE EXIT; M=*mc***

**Explanation:** The User Message Exit did not return an adapter name.

In the message text:

- mc* Identifies the module issuing the message.

**System action:** IMS Connect continues to run fully. The client socket connection is disconnected.

**System programmer response:** Verify that you are using the correct copy of the User Message Exit, or correct the User Message Exit to return the adapter name.

**Module:** HWSSDRCV

**HWSA0335E ADAPTER *adptname* MIGHT BE IN A LOOP, REQUESTING OUTPUT BUFFER; M=*mc***

**Explanation:** The adapter has made a second request for a new buffer.

In the message text:

- adptname* Identifies the adapter that was called.
- mc* Identifies the module issuing the message.

**System action:** IMS Connect continues to run fully. The client socket connection is disconnected.

**System programmer response:** Verify that you are using the correct copy of the adapter, or correct the adapter to not loop on requesting output buffer.

**Module:** HWSSDRCV, HWSSDXMT

---

**HWSA0340E** *type* MESSAGE WAS NOT PROCESSED BY ADAPTER *adptname*; R=*rc*, M=*mc*

**Explanation:** Control was returned to IMS Connect without the adapter processing the message.

In the message text:

*type* Identifies the message type, which can be:

- INPUT - for input messages
- OUTPUT - for output messages

*adptname*

Identifies the adapter that was called.

*rc* The return code returned by the named adapter.

*mc* Identifies the module that issued the message.

**System action:** IMS Connect continues to run fully. The client socket connection is disconnected.

**System programmer response:** Verify that you are using the correct copy of the adapter, or correct the adapter to process the message.

Verify that the IMS Connect BPE configuration PROCLIB member contains the following statement:  
EXITMBR=(HWSEXIT0,HWS)


Verify that the BPE exit list IMS PROCLIB data set member HWSEXIT0 contains the following statement:

```
EXITDEF(TYPE=XMLADAP,EXITS=(HWSXMLA0),ABLIM=8,COMP=HWS)
```

This EXITDEF statement defines the XML Adapter (HWSXMLA0) as an exit.

**Module:** HWSSDRCV, HWSSDXMT

**Related tasks:**

 Configuring XML conversion support for IMS Connect clients (System Definition)

---

**HWSA0345E** ADAPTER *adptname* ENCOUNTERED AN ERROR; R=*rc*, M=*mc*

**Explanation:** An adapter encountered a problem while running. Control was returned to IMS Connect without the adapter processing the message.

In the message text:

*adptname*

Identifies the adapter that was called; these values indicate the adapter:

**HWSXMLA0**

XML adapter

*rc* The return code from the adapter


*mc* Identifies the module issuing the message

**System action:** IMS Connect continues to run. The client socket connection is disconnected.

**System programmer response:** Verify that you are using the correct copy of the adapter, or correct the adapter to process the message based on the return code value returned.

**Module:** HWSSDRCV

**Related reference:**

 XML adapter return and reason codes (Messages and Codes)

 Error messages for IBM Rational Developer for System z Enterprise Service Tools

---

**HWSA0350E** ADAPTER *adptname* RETURNED AN INVALID DATA LENGTH; LEN=*len*, M=*mc*

**Explanation:** The adapter returned an invalid data length of 8 characters or less. The data must be 9 to 32,767 characters.

In the message text:

*adptname*

The adapter that was called

*len* The data length returned by the adapter

*mc* Identifies the module issuing the message

**System action:** IMS Connect continues to run fully. The client socket connection is disconnected.

**System programmer response:** Verify that you are using the correct copy of the adapter, or correct the adapter to return a valid length of data.

**Module:** HWSSDRCV, HWSSDXMT

---

**HWSA0355E** ADAPTER *adptname* FAILED TO INITIALIZE; ADAPTER SUPPORT IS DISABLED; RC=*rc*, M=*mc*

**Explanation:** The adapter failed its initialization processing. Adapter support is disabled.

In the message text:

*adptname*

Identifies the adapter that was called

*rc* The return code returned by the adapter

*mc* Identifies the module issuing the message

**System action:** IMS Connect continues to run fully, except without adapter support. The client socket connection is disconnected.

**System programmer response:** Verify that you are using the correct copy of the adapter, or correct the adapter to process the message correctly based on the return code value returned.

**Module:** HWSSDOPN

---

**HWSA0365E** INVALID FUNCTION WAS REQUESTED FOR ADAPTER *adptname*; FUNC=*ft*, M=*mc*

**Explanation:** The IMS Connect adapter was unable to process the requested FUNC=*ft*.

In the message text:

*adptname*

Identifies the adapter that was called

*ft* Identifies the function passed to the adapter  
*mc* Identifies the module issuing the message

**System action:** IMS Connect continues to run fully. The client socket connection is disconnected.

**System programmer response:** This error can occur when you call the adapter with an invalid function request. The problem could be that the client application identified the incorrect adapter and that adapter was called with a function that was not supported. Verify that you are calling the correct adapter and that the adapter supports the function call being made.

**Module:** HWSSDRVC

**HWSA0370E THE TRANCOD WAS NOT PROVIDED TO IMS CONNECT EITHER FROM THE XML CONVERTER OR FROM THE IRM\_TRNCOD FIELD; M=*mc***

**Explanation:** IMS Connect tried to convert from XML to application data format. However, the transaction code was not found in either the data or in the IRM\_TRNCOD field of the IMS request message (IRM) for IMS Connect to place in the converted application data.

In the message text:

*mc* The module issuing the message

**System action:** IMS Connect continues to run. The client socket connection is disconnected.

**System programmer response:** If you are using the converter to set the transaction code, verify that the XML message sent to IMS Connect contains the transaction code. If you are providing the transaction code in the IRM\_TRNCOD field, then verify the transaction code is set in the IRM\_TRNCOD field of the IRM.

**Module:** HWSSDRVC

**HWSA0375I XML CONVERTER *cotrname* WAS SUCCESSFULLY REFRESHED, M=*xxxx***

**Explanation:** An IMS Connect XML converter was successfully refreshed when one of the following commands was issued:

- WTOR command REFRESH CONVERTER
- z/OS Modify command UPDATE CONVERTER
- Type-2 command UPDATE IMSCON TYPE(CONVERTER)

In the message text:

*cotrname*  
 The name of the XML converter that was refreshed. If a wildcard (\*) is included, *cotrname* is the mask for all of the converters

that were refreshed. If only a wildcard is shown, all converters were refreshed successfully.

*xxxx* The 4-character name of the module that issued this message.

**System action:** The system continues normal processing.

**User response:** No action is required.

**Module:** HWSXMLA0

**HWSA0380E ADAPTER *adptname* WAS UNABLE TO LOAD *cnvname*; R=*rc*, S=*sc*, M=*mc***

**Explanation:** An adapter encountered a problem while running. Control was returned to IMS Connect without the adapter processing the message.

In the message text:

*adptname*  
 The name of the adapter that was called.

*cnvname*  
 The name of the XML converter that was called.

*rc* The return code from the adapter.

*sc* The service code from the adapter.

*mc* The name of the module that issued the message.

**System action:** IMS Connect continues to run. The current message in progress is not processed.

**System programmer response:** Ensure that the correct converter and its associated program are linked to the correct data set.

**HWSB0005W A FAILURE OCCURRED OBTAINING STORAGE; R=*rc*, B=*type*, M=*mc***

**Explanation:** IMS Connect was unable to obtain the specified storage area.

In the message text:

*rc* The return code returned by the adapter

*type* Identifies the buffer type:

- 'HWSHLES' LES block
- 'ONEKBUF' 1K buffer
- 'DDABUF' dynamic data area for conversion services

*mc* Identifies the module issuing the message

**System action:** IMS Connect continues to run fully. The client socket connection is disconnected.

**System programmer response:** This is probably a storage error. Ensure that the region size for IMS Connect is large enough. If the error recurs, search the problem-reporting databases to find a correction for the problem. If none exists, contact the IBM Software Support. Provide JCL, SYSLOG, and memory dump if available.

**Module:** HWSXMLA0



---

**HWSB0010W A FAILURE OCCURRED RELEASING STORAGE; R=*rc*, B=*type*, M=*mc***

**Explanation:** IMS Connect was unable to release the specified storage area.

In the message text:

*rc* The return code returned by named adapter.  
*type* Identifies the buffer type, as follows:

- 'OUTBUF' - output buffer

*mc* Identifies the module issuing the message.

**System action:** IMS Connect continues to run fully. The client socket connection is disconnected.

**System programmer response:** This is probably an internal error. Search the problem-reporting databases to find a correction for the problem. If none exists, contact the IBM Software Support. Provide JCL, SYSLOG, and memory dump if available.

**Module:** HWSXMLA0

---

```

HWSB0105E <XMLAdapterOutput>
          <XMLAdapterError> HWSB0105E
          Inbound Error: Failed to obtain storage
          for storing the converted message.
          BPEGETM RC=rc. </XMLAdapterError>
          </XMLAdapterOutput>

```

**Explanation:** IMS Connect was unable to obtain a storage area. This error is returned to the client by the XML adapter.

In the message text:


*rc* Identifies the return code from the BPEGETM service

**System action:** IMS Connect continues to run fully. The client socket connection is disconnected.

**System programmer response:** No action is required. This is an internal error.

**Module:** HWSXMLA0

**Related reference:**

 XML adapter return and reason codes (Messages and Codes)

---

```

HWSB0110E <XMLAdapterOutput>
          <XMLAdapterError> HWSB0110E
          Inbound Error: LE failed to invoke the
          XML Converter. LE CEEPIPI (call_sub)
          function RC=rc. </XMLAdapterError>
          </XMLAdapterOutput>

```

**Explanation:** The Language Environment® CEEPIPI module returned an error when calling the XML converter. This error is returned to the client by the XML adapter.

In the message text:


*rc* The return code from the Language Environment CEEPIPI module that is used to call the XML converter


**System action:** IMS Connect continues to run fully. The client socket connection is disconnected.

**System programmer response:** This error is internal. See the *z/OS Language Environment Programming Guide* (SA22-7561) for information of CEEPIPI (call\_sub) function errors.

**Module:** HWSXMLA0

**Related reference:**

 z/OS: Application invocation (CEEPIPI)

 XML adapter return and reason codes (Messages and Codes)

---

```

HWSB0115E <XMLAdapterOutput>
          <XMLAdapterError> HWSB0115E
          Inbound Error: The converted inbound
          message is greater than the supported
          size of 32767 bytes. The message that
          caused this failure is n bytes.
          </XMLAdapterError>
          </XMLAdapterOutput>

```

**Explanation:** The data that is being passed in is longer than is valid. This error is returned to the client by the XML adapter.

In the message text:


*n* The length of the message in bytes causing the failure

**System action:** IMS Connect continues to run fully. The client socket connection is disconnected.

**System programmer response:** Check that the input data structure of the XML converter that you are using is not greater than 32,767 bytes.

**Module:** HWSXMLA0

**Related reference:**

 XML adapter return and reason codes (Messages and Codes)

---

```

HWSB0205E <XMLAdapterOutput>
          <XMLAdapterError> HWSB0205E
          Outbound Error: Failed to obtain storage
          for storing converted message.
          BPEGETM RC=rc. </XMLAdapterError>
          </XMLAdapterOutput>

```

**Explanation:** IMS Connect was unable to obtain a storage area. This error is returned to the client by the XML adapter.

In the message text:

*rc* The return code returned by the BPEGETM service

## HWSB0210E • HWSC0034W

**System action:** IMS Connect continues to run fully. The client socket connection is disconnected.

**System programmer response:** No action is required. This is an internal error.

**Module:** HWSXMLA0

**Related reference:**

➤ XML adapter return and reason codes (Messages and Codes)

---

**HWSB0210E** <XMLAdapterOutput>  
<XMLAdapterError> HWSB0210E  
Outbound Error: LE failed to invoke the XML Converter. LE CEEPIPI (call\_sub) function RC=*rc*. </XMLAdapterError>  
</XMLAdapterOutput>

**Explanation:** The Language Environment CEEPIPI module returned an error when calling the XML converter. This error is returned to the client by the XML adapter.

In the message text:

*rc* The return code from the LE CEEPIPI module that called the XML converter

**System action:** IMS Connect continues to run fully. The client socket connection is disconnected.

**System programmer response:** This error is internal.

**Module:** HWSXMLA0

**Related reference:**

➤ z/OS: Application invocation (CEEPIPI)

➤ XML adapter return and reason codes (Messages and Codes)

---

**HWSC0000I** *mm* HWSC0000I \*IMS CONNECT  
READY\* *hid*

**Explanation:** A z/OS outstanding reply message used for entering IMS Connect commands.

*hid* identifies the HWS (the ID parameter of the HWS statement in the HWSCFGxx configuration files).

---

**HWSC0001I** *message\_text*

**Explanation:** This message can consist of multiple lines, where the *message\_text* on each line consists of the command response of any of the IMS Connect WTOR VIEW commands, such as VIEWDS, VIEWHWS, or VIEWPORT, or the equivalent IMS Connect z/OS commands, such as QUERY DATASTORE, QUERY MEMBER, or QUERY PORT.

For the description of *message\_text* values, see the output fields section of the commands that were run.

**System action:** The messages are issued, and IMS Connect continues to run.

**Related reference:**

➤ IMS Connect WTOR commands (Commands)

➤ IMS Connect z/OS commands (Commands)

---

**HWSC0010I** HELLO, WELCOME TO IMS  
CONNECT!

**Explanation:** Indicates that IMS Connect is ready.

---

**HWSC0020I** IMS CONNECT IN TERMINATION

**Explanation:** Indicates that IMS Connect has shut down.

---

**HWSC0030I** \*PING RESPONSE\* \*CSMOKY\*

**Explanation:** This message is the response to a ping request of IMS Connect. It indicates that the ping was successful.

**User response:** No action is required.

---

**HWSC0031I** PASSWORD CHANGE SUCCESSFUL  
\*CSMOKY\*

**Explanation:** The request to change password was successful.

**User response:** No action is required.

---

**HWSC0032E** INVALID ERROR CODE *x* \*CSMOKY\*

**Explanation:** IMS Connect detected an invalid error code in the decimal returned. *x* in the message text is the code that it detected.

**User response:** This is an internal error. If the problem persists, contact IBM Software Support and report the code.

**Module:** HWSSMPL1

---

**HWSC0033E** PASSWORD CHANGE FUNCTION IS  
NOT SUPPORTED \*CSMOKY\*

**Explanation:** IMS Connect as set up on your system does not support changing the password. Possible causes of the problem include a missing address for the HWSPWCH0 module or RACF=N was specified.

**User response:** Make sure that IMS Connect is properly set up for using the change password support.

**Module:** HWSSMPL1

---

**HWSC0034W** RACF IS NOT ACTIVE \*CSMOKY\*

**Explanation:** IMS Connect detected that RACF is not currently active.

**User response:** Make sure that RACF is active and rerun the password change.

---

**HWSC0035E THE OLD PASSWORD IS NOT AUTHORIZED \*CSMOKY\***

**Explanation:** You tried to change your password, but RACF detected that the old password that you specified is not authorized.

**System action:** The password remains unchanged.

**User response:** Check the RACF password and rerun the password change.

---

**HWSC0036E THE PASSWORD HAS EXPIRED \*CSMOKY\***

**Explanation:** You tried to change your password, but RACF detected that the old password that you specified has expired.

**System action:** The password remains unchanged.

**User response:** Correct the RACF password problem and rerun the password change.

---

**HWSC0037E THE NEW PASSWORD IS INVALID \*CSMOKY\***

**Explanation:** You tried to change your password, but RACF detected that the new password that you specified is not valid.

**System action:** The password remains unchanged.

**User response:** Rerun the password change with a valid new password.

---


**HWSC0038E PASSWORD CHANGE ERROR \*CSMOKY\***

**Explanation:** When you tried to change your password, the RACROUTE call returned a return code other than zero.

**System action:** The password remains unchanged.

**User response:** See the information about preceding RACF errors to determine the problem, and rerun the password change.

**Related reference:**

 z/OS: RACROUTE return codes and reason codes

---

**HWSC0039E INVALID OLD PASSWORD LENGTH \*CSMOKY\***

**Explanation:** You tried to change your password, but length of the old password that you specified was not valid.

**System action:** The password remains unchanged.

**User response:** Check that you are using the correct old password, and rerun the password change.

**Module:** HWSPWCH0

---

**HWSC0040E INVALID NEW PASSWORD 1 LENGTH \*CSMOKY\***

**Explanation:** You tried to change your password, but length of the new password that you specified was not valid.

**System action:** The password remains unchanged.

**User response:** Rerun the password change with a valid new password.

**Module:** HWSPWCH0

---

**HWSC0041E INVALID NEW PASSWORD 2 LENGTH \*CSMOKY\***

**Explanation:** You tried to change your password, but length of the confirmation password for the new password was not valid.

**System action:** The password remains unchanged.

**User response:** Rerun the password change with the same new password and confirmation password.

**Module:** HWSPWCH0

---

**HWSC0042E OLD PASSWORD CONTAINED NON-ALPHANUMERIC OR LOWERCASE CHARACTER \*CSMOKY\***

**Explanation:** You tried to change your password, but the old password that you entered contained characters other than letters and numbers or contained lowercase letters.

**System action:** The password remains unchanged.

**User response:** Rerun the password change with the valid old password.

**Module:** HWSPWCH0

---

**HWSC0043E NEW PASSWORD 1 CONTAINED NON-ALPHANUMERIC OR LOWERCASE CHARACTER \*CSMOKY\***

**Explanation:** You tried to change your password, but the new password that you entered contained characters other than letters and numbers or contained lowercase letters.

**System action:** The password remains unchanged.

**User response:** Rerun the password change with a valid new password.

**Module:** HWSPWCH0

**HWSC0044E NEW PASSWORD 2 CONTAINED  
NON-ALPHANUMERIC OR  
LOWERCASE CHARACTER  
\*CSMOKY\***

**Explanation:** You tried to change your password, but the confirmation password contained characters other than letters and numbers or contained lowercase letters.

**System action:** The password remains unchanged.

**User response:** Rerun the password change with a valid new password and matching confirmation password.

**Module:** HWSPWCH0

**HWSC0045E NEW PASSWORDS DO NOT MATCH  
\*CSMOKY\***

**Explanation:** You tried to change your password, but the new password and the confirmation password were not the same.

**System action:** The password remains unchanged.

**User response:** Rerun the password change with a valid new password and matching confirmation password.

**Module:** HWSPWCH0

**HWSC0046E INVALID REQUEST SYNTAX  
\*CSMOKY\***

**Explanation:** IMS Connect detected a syntax problem in your password change request.

**System action:** The password remains unchanged.

**User response:** Correct the HWSPWCH command and rerun the password change.

**HWSC0100W UNABLE TO ALLOCATE STORAGE  
FOR COMMAND; R=rc, S=sc, M=mc**

**Explanation:** Storage for the command buffer cannot be allocated.

In the message text:

- *rc* identifies the return code.
- *sc* identifies the service code. Service codes can contain either codes that more specifically identify the error, or codes returned by called services that failed the request.
- *mc* identifies the module issuing the message.

See the following table for service and return codes.

Table 3. Service and return code explanation for HWSC0100W

Service code	Short explanation	Return code	Meaning
GETC01L	BPECBGET, the system service used to acquire the C01K.	4	An incorrect CBTE address is passed to the CG get routine. This is an internal system error.
		8	Storage is unavailable to satisfy the request.
GETFWEB	BPECBGET, the system service used to acquire the FWEB.	4	An incorrect CBTE address is passed to the CB get routine. This is an internal system error.
		8	Storage is unavailable to satisfy the request.

**System action:** This message is issued and, if possible, the requestor of the command is notified. In all cases, IMS Connect continues to run.

**System programmer response:** This is probably a storage error. Ensure that the region size for IMS Connect is large enough. If the error recurs, search the problem-reporting databases to find a correction for the problem. If none exists, contact the IBM Software Support. Provide the JCL, SYSLOG, and dump if available.

**Module:** CMDC - HWSCMOP0

**HWSC0101E FUNCTION WORK ELEMENT  
PROCESSING FAILURE, FUNC=func;  
R=rc, S=sc, M=mc**

**Explanation:** The function work element (FWE) cannot be processed. The FWE requests work between components and within components. This structure contains the function and parameters that a service requires for processing.

In the message text:

- *func* identifies the function requested.

- *rc* identifies the return code.
- *sc* identifies the service code. Service codes can contain either codes that more specifically identify the error, or codes returned by called services that failed the request.
- *mc* identifies the module issuing the message.

See the following table for the service and return code explanation.

Table 4. Service and return code explanation for HWSC0101E

Service code	Short explanation	Return code	Meaning
INVFUNC	The function requested in the FWE is incorrect.	4	This is a processing error.

**System action:** This message is issued and, if possible, the requestor of the function is notified. Otherwise, the FWE is freed. In all cases, IMS Connect continues to run.

**System programmer response:** This is probably an internal error. Search the problem-reporting databases to find a correction for the problem. If none exists, contact the IBM Software Support. Provide the JCL, SYSLOG, and dump if available.

**Module:** CMDC - HWSCMDC0, CMOP - HWSCMOP0

---

**HWSC0110W COMMAND VERB BLOCK PROCESS FAILURE; R=*rc*, S=*sc*, M=*mc***

**Explanation:** Storage for the command verb block (CVB) cannot be allocated. The CVB contains the command verb and its parameters and is the structure used by all command processors to process a command in IMS Connect. Without this block, a command cannot be processed.

In the message text:

- *rc* identifies the return code.
- *sc* identifies the service code. Service codes can contain either codes that more specifically identify the error, or codes returned by called services that failed the request.
- *mc* identifies the module issuing the message.

See the following table for service and return codes.

Table 5. Service and return code explanations for HWSC0110W

Service code	Short explanation	Return code	Meaning
GETCVBB	BPECBGET, the system service used to acquire the CVB.	4	An incorrect CBTE address is passed to the CB get routine. This is an internal system error.
		8	Storage is unavailable to satisfy the request.

**System action:** This message is issued and, if possible, the requestor of the function is notified. In all cases, IMS Connect continues to run.

**System programmer response:** This is probably a storage error. Ensure that the region size for IMS Connect is large enough. If the error recurs, search the problem-reporting databases to find a correction for the problem. If none exists, contact the IBM Software Support. Provide the JCL, SYSLOG, and dump if available.

**Module:** CMDC - HWSCMDC0

---

**HWSC0112W COMMAND PARSER FAILED, COMMAND=*hwscmd*;R=*rc*, S=*sc*, M=*mc***

**Explanation:** An error occurred during an attempt to parse the command from the command buffer.

In the message text:

- *hwscmd* identifies the command.
- *rc* identifies the return code.
- *sc* identifies the service code. Service codes can contain either codes that more specifically identify the error, or codes returned by called services that failed the request.
- *mc* identifies the module issuing the message.

The following table describes the service and return codes for HWSC0112W.

Table 6. Service and return code explanation for HWSC0112W

Service code	Short explanation	Return code	Meaning
NODATA	No data exists in the command buffer.	40	This is a processing error.

## HWSC0114W

Table 6. Service and return code explanation for HWSC0112W (continued)

Service code	Short explanation	Return code	Meaning
INVCMD	The command verb cmd is not a valid HWS command.	41	This is a processing error.
NOPARM	The command requires parameters, but none were specified.	42	This is a processing error.
NO2PARAM	The second parameter is missing for this command.	43	This is a processing error.
PARM1ERR	The first parameter is incorrect.	44	Correct the syntax.
PARM2ERR	The second parameter is incorrect.	45	Correct the syntax.

**System action:** This message is issued and, if possible, the requestor of the function is notified. Otherwise, the command buffer is freed and IMS Connect continues to run.

**System programmer response:** Ensure that the correct command is entered. If the error recurs, search the problem-reporting databases to find a correction for the problem. If none exists, contact IBM Software Support. Provide the JCL, SYSLOG, and memory dump, if available.

**Module:** CPAR - HWSCPAR0

**HWSC0114W** COMMAND=*hwscmd*; R=*rc*, S=*sc*, M=*mc*

**Explanation:** During an attempt to propagate the command to the next level of command processing, an error is detected. The command is being forwarded to the component that can process it; however, a resource that this command is targeting might not be available.

In the message text:

- *hwscmd* identifies the command.
- *rc* identifies the return code.
- *sc* identifies the service code. Service codes can contain either codes that more specifically identify the error, or codes returned by called services that failed the request.

- *mc* identifies the module issuing the message.

See the following table for an explanation of service and return codes:

Table 7. Service and return code explanation for HWSC0114W

Service code	Short explanation	Return code	Meaning
INVLCMD	The command is incorrect.	4	This is a processing error.
NFNDDCT	The data store communication table cannot be found. This table contains the information that is retrieved from the configuration member HWSCFGxx for each data store defined.	8	This is a processing error.
NFNDDST	The data store table cannot be found. This table maintains the activity of a data store.	4	This is a processing error.
NFNDSVT	The server table cannot be found. This table maintains the activity of a connected client.	4	This is a processing error.
NACTO/C	The open/close thread is not active. The command can only be processed by the open/close controller and the controller is no longer active. IMS Connect could be shutting down.	4	This is a processing error.
BPEGETM	System service used to acquire the response buffer.	4	An incorrect or unsupported subpool is specified.
		8	A zero length is requested.
		12	Unable to obtain the requested storage (z/OS GETMAIN failed).

Table 7. Service and return code explanation for HWSC0114W (continued)

Service code	Short explanation	Return code	Meaning
NFNDCOMP	The component that handles the requested function cannot be found. An HWS component issues an interface call for the service of another component, and the component being requested for service cannot be located.	4	This is a processing error.
NFNDFUNC	The requested function cannot be found. An HWS component issues an interface call for the service of another component, and the service being requested cannot be located.	8	This is a processing error.
NFNDIMSA	The IMS alias was not found. Check that the IMS alias and the ODBM name you specified are correct.	8	This is a processing error.
NFNDINTF	The interface needed to call an IMS Connect component is not available.	4	This is a command processing error. The internal IMS Connect interface is not initialized.
PORTNACT	A STOPPORT command was issued for an inactive or already stopped PORT.	4	PORT not active.
PORTINIT	The command is rejected since PORT initialization is still in progress.	4	Enter the command again once the ports are initialized.

Table 7. Service and return code explanation for HWSC0114W (continued)

Service code	Short explanation	Return code	Meaning
STA/STO	A command was issued that specified the same attribute in both the START() and STOP() keywords.	4	A command cannot be issued with the same attribute specified on both the START and STOP keywords.

**System action:** This message is issued and, if possible, the requestor of the function is notified. Otherwise, the command buffer is freed and the IMS Connect continues to run.

**System programmer response:** Ensure that the correct command is entered. If the service code is NFNDCOMP or NFNDFUNC, this problem is probably an internal error. Search the problem-reporting databases to find a correction for the problem. If none exists, contact IBM Software Support. Provide the JCL, SYSLOG, and memory dump if available.

**Module:** CVBC - HWSCVBC0, DUPD - HWS DUPD0, DUP1 - HWS DUPD1

---

**HWSC0120W UNABLE TO SEND COMMAND RESPONSE TO HWSHOST; R=*rc*, S=*sc*, M=*mc***

**Explanation:** An error occurs during an attempt to send the command response back to the system console.

In the message text:

- *rc* identifies the return code.
- *sc* identifies the service code. Service codes can contain either codes that more specifically identify the error, or codes returned by called services that failed the request.
- *mc* identifies the module issuing the message.

See the following table for an explanation of service and return codes.

Table 8. Service and return code explanation for HWSC0120W

Service code	Short explanation	Return code	Meaning
INVLTAG	The command response tag is incorrect. Command response tags represent the types of response that are being sent.	4	This is a processing error.
NFNDCOMP	The component that handles the requested function cannot be found. An HWS component issues a call to the call interface for another component's service and the requested component cannot be located.	4	This is a processing error.
NFNDFUNC	The requested function cannot be found. An HWS component issues a call to the call interface for another component's service and the requested service cannot be located.	8	This is a processing error.

**System action:** This message is issued and the command response buffers are freed. IMS Connect continues to run.

**System programmer response:** This is probably an internal error. Search the problem-reporting databases to find a correction for the problem. If none exists, contact the IBM Software Support. Provide the JCL, SYSLOG, and dump if available.

**Module:** CRSP - HWSCRSP0

---

**HWSC0130I CLOSEHWS ALREADY IN PROGRESS; M=mc**

**Explanation:** IMS Connect is in the process of closing. This message is issued when a CLOSEHWS command is entered more than once.

In the message text:

- *mc* identifies the module issuing the message.

**System action:** If IMS Connect does not terminate after the CLOSEHWS command is entered, use the VIEWHWS command to determine the status and

queues for the data stores and clients. Ensure that no clients are active. If any clients are active, IMS Connect does not terminate. You can issue the IMS Connect command CLOSEHWS FORCE to force IMS Connect to terminate.

**Module:** CHWS - HWSCHWS0

---

**HWSD0200E FUNCTION WORK ELEMENT PROCESSING FAILURE, FUNC=*func*; R=*rc*, S=*sc*, M=*mc***

**Explanation:** The function work element (FWE) cannot be processed. The FWE requests work between and within components. This structure contains the function and parameters that a service requires for processing.

In the message text:

- *func* identifies the function requested.
- *rc* identifies the return code.
- *sc* identifies the service code. Service codes can contain either codes that more specifically identify the error, or codes returned by called services that failed the request.
- *mc* identifies the module issuing the message.

See the following table for an explanation of service and return codes.

Table 9. Service and return code explanation for HWSD0200E

Service code	Short explanation	Return code	Meaning
INVFUNC	The function requested in the FWE is incorrect.	4	This is a processing error.

**System action:** This message is issued and, if possible, the requestor of the function is notified. Otherwise, the FWE is freed. In all cases, IMS Connect continues to run.

**System programmer response:** This is probably an internal error. Search the problem-reporting databases to find a correction for the problem. If none exists, contact the IBM Software Support. Provide the JCL, SYSLOG, and dump if available.

**Module:** DOCC- HWSDOCC0, DSCH - HWSDSCH0, DCVC - HWSDCVC0

---

**HWSD0202W FWE FUNCTION=*func* FAILED FOR DS=*did*, COMMAND=*hwscmd* IN PROGRESS; M=*mc***

**Explanation:** The function *func* cannot be processed because the command identified by *hwscmd* is already being processed.

In the message text:

- *func* identifies the function requested.



- *did* identifies the data store.
- *hwscmd* identifies the IMS Connect command in progress.
- *mc* identifies the module issuing the message.

**System action:** This message is issued and, if possible, the requestor of the function is notified. Otherwise, the FWE is freed. In all cases, IMS Connect continues to run.

**System programmer response:** The IMS Connect command in progress is terminating the data store; therefore, any new function for that data store cannot be processed.

**Module:** DSCM - HWSDSCM0

---

**HWSD0204W COMMAND=*hwscmd* FAILED FOR DS=*did*, COMMAND=*prev\_hwscmd* ALREADY IN PROGRESS; M=*mc***

**Explanation:** The IMS Connect command entered for the data store, *hwscmd*, cannot be processed because a command for that data store, *prev\_hwscmd*, is already in progress.

In the message text:

- *hwscmd* identifies the IMS Connect command that was blocked from being run by *prev\_hwscmd*.
- *did* identifies the data store affected by *hwscmd* and *prev\_hwscmd*.
- *prev\_hwscmd* identifies the IMS Connect command that is blocking *hwscmd* from running.
- *mc* identifies the module issuing the message.

**System action:** This message is issued and, if possible, the requestor of the function is notified. Otherwise, the FWE is freed. In all cases, IMS Connect continues to run.

**System programmer response:** The IMS Connect command in progress is terminating the data store; therefore, any new commands cannot be processed. If the IMS Connect command (*hwscmd*) was CLOSEHWS, the IMS Connect terminates after the processing of *prev\_hwscmd* completes.

**Module:** DSCM - HWSDSCM0

---

**HWSD0205W GETMAIN FOR OTOKEN + IXCQUERY CONTROL BUFFER FAILED; R=*rc*, S=*sc*, M=*mc***

**Explanation:** Storage for the OTOKEN buffer could not be allocated.

In the message text:

- *rc* identifies the return code.
- *sc* identifies the service code. Service codes can contain either codes that identify the error more specifically, or codes that were returned by called services that failed the request.
- *mc* identifies the module that issued the message.

See the following table for an explanation of service and return codes.

*Table 10. Service and return code explanation for HWSD0205W*

Service code	Short explanation	Return code	Meaning
GETOTOKN	BPEGETM, the system service used to acquire the OTOKEN.	4	An incorrect or unsupported subpool is specified.
		8	A zero length is requested.
		12	Unable to obtain the requested storage (z/OS GETMAIN failed).

**System action:** IMS Connect continues to run.

**System programmer response:** This is probably a storage error. Ensure that the region size for IMS Connect is large enough. If the error recurs, search the problem-reporting databases to find a correction for the problem.

**Module:** DOCC - HWSDOCC0

---

**HWSD0212E UNABLE TO START SCHEDULER CONTROLLER; R=*rc*, S=*sc*, M=*mc***

**Explanation:** Storage cannot be allocated for the scheduler controller structure, or the scheduler controller thread cannot be scheduled. A scheduler controller is started for each data store that is defined to IMS Connect. The scheduler controller is the controller that schedules the threads associated with a data store.

In the message text:

- *rc* identifies the return code.
- *sc* identifies the service code. Service codes can contain either codes that more specifically identify the error, or codes returned by called services that failed the request.
- *mc* identifies the module issuing the message.

See the following table for an explanation of service and return codes:

## HWSD0212E

Table 11. Service and return code explanation for HWSD0212E

Service code	Short explanation	Return code	Meaning
GETDSTB	BPECBGET, the system service used to acquire the data store table (DST).	4	An incorrect CBTE address is passed to the CB get routine. This is an internal system error.
		8	Storage is unavailable to satisfy the request.
GETTWUB	BPECBGET, the system service used to acquire the thread work unit (TWU) for the scheduler controller.	4	An incorrect CBTE address is passed to the CB get routine. This is an internal system error.
		8	Storage is unavailable to satisfy the request.
INCLOSE	IMS Connect is in the process of closing. No data store can be started.	12	This is a processing error.
SCHEDTWU	BPETHDCR, the system service used to schedule the scheduler controller thread.	4	An incorrect dispatcher work area is passed to the create thread routine.
		8	An incorrect TCB index value is passed on the TCBIDX parameter.

Table 11. Service and return code explanation for HWSD0212E (continued)

Service code	Short explanation	Return code	Meaning
		12	A zero routine address is passed on the ROUTINE= parameter.
		16	An incorrect TCB table entry address is passed into the thread create routine. The BPETHDCR macro determines the TCBT address based on whether the parameter TCBTYPE, TCBIDX, or TCBDWA is specified. Ensure that this parameter is correctly coded.
		20	Unable to get storage for a thread control block (THCB) for the thread.
		24	Unable to get stack storage for the thread.
		28	The initial post of the thread failed.

**System action:** This message is issued and IMS Connect continues to run.

**System programmer response:** Ensure that the region size in the JCL statement is large enough to

accommodate the IMS Connect region. If the error recurs, search the problem-reporting databases to find a correction for the problem. If none exists, contact IBM Software Support. Provide the JCL, SYSLOG, and memory dump, if available.

**Module:** DOCC - HWSDOCC0, DOCM - HWSDOCM0

**HWSD0222W UNABLE TO START TRANSMIT/RECEIVE THREADS FOR DS=*did*; R=*rc*, S=*sc*, M=*mc***

**Explanation:** Storage cannot be allocated for the transmit or receive thread structure, or either the transmit thread or the receive thread cannot be scheduled. A transmit thread and receive thread are allocated for each data store that is defined for message transmission and reception.

In the message text:

- *did* identifies the data store.
- *rc* identifies the return code.
- *sc* identifies the service code. Service codes can contain either codes that more specifically identify the error, or codes returned by called services that failed the request.
- *mc* identifies the module issuing the message.

See the following table for an explanation of service and return codes:

*Table 12. Service and return code explanation for HWSD0222W*

Service code	Short explanation	Return code	Meaning
GETDSBB	BPECBGET, the system service used to acquire the data store block (DSB) for the transmit and receive threads. This is the execution block for a thread.	4	An incorrect CBTE address is passed to the CB get routine. This is an internal system error.
		8	Storage is unavailable to satisfy the request.

*Table 12. Service and return code explanation for HWSD0222W (continued)*

Service code	Short explanation	Return code	Meaning
GETC01K	BPECBGET, the system service used to acquire the common 1024 byte (C01K) for the conversation controller. The area is used as a work area.	4	An incorrect CBTE address is passed to the CB get routine. This is an internal system error.
		8	Storage is unavailable to satisfy the request.
GETTWUB	BPECBGET, the system service used to acquire the thread work unit (TWU) for the transmit and receive threads.	4	An incorrect CBTE address is passed to the CB get routine. This is an internal system error.
		8	Storage is unavailable to satisfy the request.
SCHEDTWU	BPETHDCR, the system service used to schedule the scheduler controller thread.	4	An incorrect dispatcher work area is passed to the create thread routine.
		8	An incorrect TCB index value is passed on the TCBIDX parameter.
		12	A zero routine address is passed on the ROUTINE= parameter.

Table 12. Service and return code explanation for HWSD0222W (continued)

Service code	Short explanation	Return code	Meaning
		16	An incorrect TCB table entry address is passed into the thread create routine. The BPETHDCR macro determines the TCBT address based on whether the parameter TCBTYPE, TCBIDX, or TCBDWA is specified. Ensure that this parameter is correctly coded.
		20	Unable to get storage for a thread control block (THCB) for the thread.
		24	Unable to get stack storage for the thread.
		28	The initial post of the thread failed.

**System action:** This message is issued and IMS Connect continues to run with data stores that can be started.

**System programmer response:** On the subsequent close and startup of IMS Connect, ensure that the region size in the JCL statement is large enough to accommodate the IMS Connect region. If the error recurs, search the problem-reporting databases to find a correction for the problem. If none exists, contact IBM Software Support. Provide the JCL, SYSLOG, and memory dump, if available.

**Module:** DSC1 - HWS DSC10, DSCM - HWS DSCM0

**HWSD0227W CLOSE FAILED FOR DS=did; R=rc, S=sc, M=mc**

**Explanation:** An attempt to close the named data store is unsuccessful during IMS Connect shutdown.

In the message text:

- *did* identifies the data store.
- *rc* identifies the return code.
- *sc* identifies the service code. Service codes can contain either codes that more specifically identify the error, or codes returned by called services that failed the request.
- *mc* identifies the module issuing the message.

See the following table for an explanation of service and return codes.

Table 13. Service and return code explanation for HWSD0227W

Service code	Short explanation	Return code	Meaning
GETFWEB	BPECBGET, the system service used to acquire an FWE to notify all data store to close.	4	An incorrect CBTE address is passed to the CB get routine. This is an internal system error.
		8	Storage is unavailable to satisfy the request.

**System action:** This message is issued and IMS Connect continues to run.

**System programmer response:** Storage cannot be allocated to notify the data store to close. If the error recurs, search the problem-reporting databases to find a correction for the problem. If none exists, contact IBM Software Support. Provide the JCL, SYSLOG, and memory dump, if available.

**Module:** DOC3 - HWS DOC30

**HWSD0230I type=id ALREADY ACTIVE; R=rc, S=sc, M=mc**

**Explanation:** An OPENDS or OPENIP command is issued for a data store or IMSplex that is already active.

In the message text:

- *type* identifies the data store (DS) or IMSplex (IP).
- *id* identifies the data store or IMSplex name.
- *rc* identifies the return code.
- *sc* identifies the service code. Service codes can contain either codes that more specifically identify the error, or codes returned by called services that failed the request.
- *mc* identifies the module issuing the message.

See the following table for an explanation of service and return codes:

Table 14. Service and return code explanation for HWSD0230I

Service code	Short explanation	Return code	Meaning
ACTIVDST	The data store is active.	0	The process is successful.
ACTIVEIP	The IMSplex is active.	0	The process is successful.
ACTVDISC	The IMSplex is active, however, it is currently disconnected.	0	The IMSplex is disconnected and remains disconnected until the SCI is started. When the SCI is started, IMS Connect automatically reconnects to the SCI.

**System action:** This message is issued and IMS Connect continues to run.

**System programmer response:** Ensure that the correct name is provided in the OPENDS or OPENIP command. If you are issuing the OPENIP command, determine if SCI has been initialized. If the error recurs, search the problem-reporting databases to find a correction for the problem. If none exists, contact the IBM Support Center. Provide the JCL, SYSLOG, and dump if available.

A status of ACTIVE means that the data store defined in the configuration file is known to IMS Connect and is either ready to connect, or already connected. A status of CONNECTED or DISCONNECTED, in the output of a VIEWHWS command for the data store, indicates the connection state. A status of NOT ACTIVE means that the status in IMS Connect was changed using the STOPDS command; an OPENDS command changes this status. For example:

- ACTIVE, as shown in this message, means that the data store control block structure is intact.
- DISCONNECTED, as shown in the VIEWHWS output, means that the data store is disconnected from the XCF group. When the data store rejoins the XCF group, it automatically reconnects (thus becomes CONNECTED) to the ACTIVE structure in IMS Connect.

**Module:** DOCM - HWSDOCM0

---

**HWSD0250W UNABLE TO NOTIFY MSG**  
**ORIGIN=clientid OF OTMA**  
**COMMUNICATION ERROR; R=rc,**  
**S=sc, M=mc**

**Explanation:** IMS Connect is unable to notify the TCP/IP client who originated a message, which is either being processed or queued for processing, that a communication error with IMS OTMA has occurred.

In the message text:

- *clientid* identifies the TCP/IP client.
- *rc* identifies the return code.
- *sc* identifies the service code. Service codes can contain either codes that more specifically identify the error, or codes returned by called services that failed the request.
- *mc* identifies the module issuing the message.

See the following table for an explanation of service and return codes:

Table 15. Service and return code explanation for HWSD0250W

Service code	Short explanation	Return code	Meaning
COMMERR	Communication error with IMS OTMA.	4	This is a processing error.

**System action:** This message is issued and IMS Connect continues to run. The message whose processing caused the error is discarded.

**System programmer response:** This error can occur when the data store is no longer active or the communication linkage to IMS Connect is broken.

**Module:** DXMT - HWSDXMT0, DSC3 - HWS DSC30, DSCE - HWS DSCE0

---

**HWSD0252W UNABLE TO SEND RESPONSE**  
**RECEIVED FROM DS=did to**  
**CLIENT=clientid; R=rc, S=sc, M=mc**

**Explanation:** IMS Connect received a message from a data store but was not able to send the response to the required TCP/IP client. This situation can happen when the client that made the request is no longer active.

In the message text:

- *did* identifies the data store.
- *clientid* identifies the TCP/IP client.
- *rc* identifies the return code.
- *sc* identifies the service code. Service codes can contain either codes that more specifically identify the error, or codes returned by called services that failed the request.
- *mc* identifies the module issuing the message.

## HWSD0254W

See the following table for an explanation of return and service codes:

Table 16. Service and return code explanation for HWSD0252W

Service code	Short explanation	Ret code	Meaning
INVLTKN	A mismatch between the token ID of the message and the current session was encountered.	4	The message was placed in the Tpipe asynchronous hold queue.
LATEMSG	A message from IMS was received after a timeout occurred in IMS Connect, after the socket was closed, or after TCP/IP had been terminated. The socket might have closed before the IMS output was received by IMS Connect. This message is also issued for a persistent socket when the timeout interval expires for a transaction.	4	A message from IMS was received by IMS Connect and was not delivered to the client.
NFNDCOMP	The component that handles the requested function cannot be found. An IMS Connect component issues an interface call to another component for service and the requested component cannot be located.	4	This is a processing error.
NFNDFUNC	The requested function cannot be found. An IMS Connect component issues an interface call to another component for service and the requested service cannot be located.	8	This is a processing error.
NFNDSVT	The server table cannot be found. This table maintains the activity of a connected IMS Connect client.	4	This is a processing error or a timeout has occurred.
NFNDFPORT	IMS Connect could not locate the port identified in the message reply from the data store.	4	The message was placed in the Tpipe asynchronous hold queue.
TIMEOUT	The message was destined for a client session that is in the process of timing out. The timeout interval has elapsed before IMS Connect receiving the reply.	4	This is an internal processing error.
GETWFWEB	IMS Connect was not able to obtain a required control block for processing. This condition might be temporary.	4	This is a processing error.

**System action:** This message is issued and IMS Connect continues to run. The response message is discarded.

**System programmer response:** This error can occur when the client is no longer active and is not connected to IMS Connect. The client might have logged off, or the connection might have timed out. If the message was placed on the asynchronous hold queue, you can retrieve it by issuing a RESUME TPIPE call.

If the service code is NFNDCOMP or NFNDFUNC, an internal error has probably occurred. Search the problem-reporting databases to find a correction for the problem. If the problem persists, record the return and service codes, and contact IBM Software Support. Provide the JCL, SYSLOG, and memory dump, if available.

**Module:** DREC - HWSDREC0

---

### HWSD0254W UNABLE TO NOTIFY DS=*did* SCHEDULER OF COMMUNICATION ERROR; R=*rc*, S=*sc*, M=*mc*

**Explanation:** IMS Connect is unable to notify the scheduler controller for the named data store that a communication error has occurred. When this condition occurs, IMS Connect views the named data store as active. However, messages queued for the data store are not sent to it.

In the message text:

- *did* identifies the data store.
- *rc* identifies the return code.
- *sc* identifies the service code. Service codes can contain either codes that more specifically identify the error, or codes returned by called services that failed the request.
- *mc* identifies the module issuing the message.

See the following table for an explanation of service and return codes.

Table 17. Service and return code explanation for HWSD0254W

Service code	Short explanation	Return code	Meaning
COMMERR	Communication error	4	This is a processing error.

**System action:** This message is issued and IMS Connect continues to run.

**System programmer response:** Issue the STOPDS command to terminate the data store. If the error recurs, search the problem-reporting databases to find a correction for the problem. If none exists, contact the IBM Software Support. Provide the JCL, SYSLOG, and dump if available.

**Module:** DREC - HWSDREC0, DXMT - HWSDXMT0

---

**HWSD0255W RECEIVED A MESSAGE WITH NO USER DATA PREFIX FROM DS=*did*; TM=*tmember*; CLIENT=*cn*; M=*drec***

**Explanation:** IMS Connect received from a data store a message that does not include a user data prefix.

In the message text:

- *did* identifies the data store that sent the message.
- *tmember* identifies the instance of IMS Connect that detected the error.
- *cn* identifies the client name to which the message was sent.
- *mc* identifies the module issuing the message.

**System action:** IMS Connect returns a NACK and the data store reroutes the output to TPIPE HWS\$DLQ.

**System programmer response:** Review the log records of the data store to determine why a user data prefix was not included with the message. TPIPE HWS\$DLQ serves as a dead letter queue for invalid messages.

**Module:** DREC— HWS DREC0

---

**HWSD0260I DS=*did* *tname* THREAD TERMINATED; M=*mc***

**Explanation:** The data store transmit thread or receive thread has terminated.

In the message text:

- *did* identifies the data store.
- *tname* identifies the thread type.
- *mc* identifies the module issuing the message.

**System action:** This message is issued when a data store thread has terminated.

**Module:** DREC - HWS DREC0, DXMT -HWS DXMT0

---

**HWSD0270I OTMA OPEN FAILED; R=*rc*, M=*mc***

**Explanation:** Communication with a data store failed during IMS Connect startup or in response to an IMS Connect OPENDS command and resulted in the failure of the OTMA open function.

In the message text:

- *rc* identifies the return code.
- *mc* identifies the module issuing the message.

**System action:** This message is issued when communication to OTMA fails due to a communications failure with a data store. See message HWSO1105W or message HWSO1110W for additional information related to this failure.

**System programmer response:** This error can occur when the group and members of IMS OTMA are not correctly defined. Use the IMS Connect VIEWDS or VIEWHWS commands to view the status of the data stores in the system and determine which data stores were not able to be opened. If the problem persists, search the problem-reporting databases to find a

correction for the problem. If none exists, contact IBM Software Support. Provide the JCL, SYSLOG, and memory dump, if available.

**Module:** DOC1 - HWS DOC10

**Related information:**

“HWSO1105W” on page 390

“HWSO1110W” on page 391

---

**HWSD0280I DATASTORE COMMUNICATION FUNCTION CLOSED; M=*mc***

**Explanation:** The communication facility for data stores has become inactive.

In the message text:

- *mc* identifies the module issuing the message.

**System action:** This message is issued when all communications with the data stores have terminated and during IMS Connect shutdown.

**Module:** DOC3 - HWS DOC30

---

**HWSD0282I COMMUNICATION WITH DS=*did* CLOSED; M=*mc***

**Explanation:** Communication for the named data store has terminated.

In the message text:

- *did* identifies the data store.
- *mc* identifies the module issuing the message.

**System action:**

**HWS DSCL0**

A STOPDS command has successfully completed.

**HWS DREC0**

The connection to the named data store has terminated.

This message is issued when a STOPDS command has successfully completed.

**Module:** DSCL — HWS DSCL0, DREC — HWS DREC0

---

**HWSD0284I COMMUNICATION WITH DS=*did* STOPPED; M=*mc***

**Explanation:** Communication for the named data store has stopped.

In the message text:

- *did* identifies the data store.
- *mc* identifies the module issuing the message.

**System action:** This message is issued when a STOPDS command has successfully completed.

**Module:** DSCM - HWS DSCM0

---

**HWSD0286I COMMUNICATION WITH DS=*did*  
STOPPED DUE TO  
COMMUNICATION ERROR; M=*mc***

**Explanation:** Communication for the named data store stops because of an error.

In the message text:

- *did* identifies the data store.
- *mc* identifies the module issuing the message.

**System action:** This message is issued when a communication error occurs with a data store. Stop (/STOP OTMA) and restart (/START OTMA) OTMA and then close (STOPDS) and reopen (OPENDS) the data store.

**Module:** DSCM - HWSDCM0

---

**HWSD0290I Connected to DATASTORE=*did*; M=*mc***

**Explanation:** Communication has been established with the data store identified in the message text.

In the message text:

- *did* identifies the data store.
- *mc* identifies the module issuing the message.

**System action:**

**HWSDSC10**

A connection has been established with a data store. This might occur during IMS Connect startup or at the successful completion of an OPENDS command.

**HWSDREC0**

A connection has been established with a data store again.

**Module:** DSC1 - HWSDC10, DREC - HWSDREC0

---

**HWSD0292I CONNECTION TO DATASTORE=*did*;  
FAILED; M=*mc***

**Explanation:** Communication has not been established with the data store identified by *did*. The data store has not joined the XCF group yet.

In the message text:

- *did* identifies the data store.
- *mc* identifies the module issuing the message.

**System action:** This message is issued when a connection has not been established with a CONFIG file defined data store. This occurs during IMS Connect startup.

**Module:** DSC1 - HWSDC10

---

**HWSE3130W THE MSC DRIVER FAILED TO  
OBTAIN STORAGE; R=*rc*, S=*sc*, B=*bn*,  
M=*mc***

**Explanation:** The IMS Connect MSC communications driver was unable to get storage for internal buffers,

possibly because not enough storage is available to complete the process.

In the message text:

- rc* Return code of the service.
- sc* Service code. Service codes can contain either codes that more specifically identify the error, or codes returned by called services that failed the request. The following codes are BPE storage service codes:
  - BPECBGET
  - BPEGETM
- bn* Buffer name.
- mc* Module issuing the message.

**Possible cause:** Not enough storage is available to complete the process.

**System action:** This message is issued and IMS Connect continues to run. If the failure to obtain storage results in a communications error, additional error messages are issued.

**System programmer response:** If the error is related to a BPE service, look up the return code for the BPE service listed in the message.

If the problem persists, search the problem-reporting databases to find a correction for the problem. If none exists, record the return code, service code, buffer name, buffer address, and contact IBM Software Support. Provide the JCL, SYSLOG, and dump if available.

**Module:** IXMT - HWSIDXMT; IXOT - HWSIDXOT

**Related reference:**

 BPE codes (Messages and Codes)

---

**HWSE3135W THE MSC DRIVER FAILED TO  
RELEASE STORAGE; R=*rc*, S=*sc*, B=*bn*,  
A=*a*, M=*mc***

**Explanation:** The IMS Connect MSC communications driver was unable to release storage for internal buffers.

In the message text:

- rc* The return code of the service.
- sc* The service code. Service codes can contain either codes that more specifically identify the error, or codes returned by called services that failed the request.
- bn* The buffer name.
- a* The buffer address.
- mc* The module issuing the message.

**System action:** This message is issued and IMS Connect continues to run normally.

**System programmer response:** This problem is probably an internal error. Search the problem-reporting databases to find a correction for the problem. If none exists, contact IBM Software Support. Provide the JCL, SYSLOG, and dump if available.



**Module:** IXRC - HWSIDXRC

---

**HWSE3155W MSC IS NOT AVAILABLE;**  
**MEMBER=*mbrname*; STATE=*s*, M=*mc***

**Explanation:** IMS Connect attempted to send an MSC message to the IMS system identified by MEMBER in the message text, but the attempt failed because the IMS system is unavailable. In the message text, the value of STATE identifies the reason the IMS system is unavailable.

In the message text:

*mbrname*

The name of the MSC-enabled IMS system in the IMSplex.

*s* The status of the IMS system. The possible values for *s* include:

**DISC** Communications between IMS Connect and MSC have been stopped in IMS Connect by a command.

**TERM** The IMS system identified in the message text by *mbrname* is down.

*mc* The module issuing the message.

**System action:** IMS Connect issues a negative response (NAK) to the sender. This message is issued and IMS Connect continues to run.

**System programmer response:** If the state is DISC, MSC communications must be restarted in IMS Connect. You can restart MSC communications by issuing any one of the following IMS Connect commands:


- The IMS type-2 command UPDATE IMSCON TYPE(MSC)
- The WTOR command STARTMSC
- The z/OS MODIFY command UPDATE MSC

If the state is TERM, the IMS system identified in the message text must be restarted.

**Module:** IXMT – HWSIDXMT

**Related reference:**

 UPDATE IMSCON TYPE(MSC) command (Commands)

 STARTMSC command (Commands)

 IMS Connect UPDATE MSC command (Commands)

---

**HWSF3300I COMMUNICATIONS ON MSC PHYSICAL LINK *lclplkid* STARTED;**  
**M=*mc***

**Explanation:** Multiple Systems Coupling (MSC) communications has been established with IMS for the stated MSC physical link. This message is issued during IMS Connect startup or at the successful completion of the following IMS Connect commands:

- The IMS type-2 command UPDATE IMSCON TYPE(MSC) START(COMM)
- The WTOR command STARTMSC
- The z/OS MODIFY command UPDATE MSC START(COMM)

In the message text:

*lclplkid* The MSC physical link ID, as defined to IMS Connect on the LCLPLKID parameter of the MSC statement in the IMS Connect configuration member.

*mc* The module issuing the message.

**System action:** MSC communications has been established with IMS for the stated MSC physical link. IMS Connect continues to run normally.

**System programmer response:** No action is required.

**Module:** ISC1 – HWSISC10

---

**HWSF3305I COMMUNICATIONS ON MSC PHYSICAL LINK *lclplkid* STOPPED;**  
**M=*mc***

**Explanation:** Communications with IMS on the Multiple Systems Coupling (MSC) physical link that is identified in the message has been stopped.

In the message text:

*lclplkid* The ID of the MSC physical link, as defined to IMS Connect on the LCLPLKID parameter of the MSC statement in the IMS Connect configuration member.

*mc* The module issuing the message.

**Possible cause:** A CLOSEHWS or similar command might have shut down IMS Connect, or one of the following commands might have stopped MSC communications on the MSC physical link:

- The IMS type-2 command UPDATE IMSCON TYPE(MSC) STOP(COMM)
- The WTOR command STOPMSC
- The z/OS MODIFY command UPDATE MSC STOP(COMM)

**System action:** MSC communications has stopped with IMS for the stated MSC physical link.

**System programmer response:** No action is required.

To resume MSC communication with IMS for the MSC physical link, you can issue any one of the following IMS Connect commands:

- The IMS type-2 command UPDATE IMSCON TYPE(MSC) START(COMM)
- The WTOR command STARTMSC
- The z/OS MODIFY command UPDATE MSC START(COMM)

**Module:** DSCM - HWSDSM0

**Related reference:**

➡ UPDATE IMSCON TYPE(MSC) command  
(Commands)

➡ STARTMSC command (Commands)

➡ IMS Connect UPDATE MSC command  
(Commands)

**HWSF3310I LOGICAL LINK *mslink* TERMINATED;  
MSC=*lclplkid*, M=*mc***

**Explanation:** An IMS Connect command has stopped the Multiple Systems Coupling (MSC) logical link on the MSC physical link. All communications on the logical link are stopped and the control blocks and storage used by the logical link are released.

The following IMS Connect commands can stop an MSC logical link:

- WTOR command STOPLINK
- z/OS MODIFY command DELETE LINK
- IMS type-2 command UPDATE IMSCON TYPE(LINK)

In the message text:

*mslink* Identifies the MSC logical link that was stopped

*lclplkid* Identifies both the MSC physical link that the logical link was assigned to and the MSC statement in the IMS Connect configuration member that defines the MSC physical link to IMS Connect.

*mc* Identifies the module that issued the message.

**System action:** IMS Connect releases the logical link control blocks and storage and continues to run normally.

**User response:** No action is required.

**Module:** ISC2 – HWSISC20

**Related reference:**

➡ IMS Connect commands (Commands)

**HWSF3315E COMMUNICATIONS WITH MSC FAILED TO OPEN BECAUSE IMS CONNECT IS NOT CONNECTED TO AN IMSPLEX; M=*mc***

**Explanation:** IMS Connect attempted to establish Multiple Systems Coupling (MSC) communications with IMS, but could not because IMS Connect is not a registered member of an IMSplex. This failure is most likely to occur during IMS Connect startup, but can also occur after a STARTMSC command has been issued.

In the message text:

*mc* The module that issued the message.

**Possible cause:** An IMSplex statement is not correctly specified in the IMS Connect configuration PROCLIB

member, or an instance of the CSL Structured Call Interface (SCI) is not available.

**System action:** This message is issued and IMS Connect continues to run, but cannot route MSC messages to IMS systems.

**System programmer response:** If MSC communications failed to start because an instance of SCI is not available, start an instance of SCI in the IMSplex that is specified on the IMSPLEX statement in the IMS Connect configuration PROCLIB member.

If MSC communication failed to start when an instance of SCI was running, check that the IMSplex name specified on the IMSPLEX= substatement of the MSC statement in the IMS Connect configuration PROCLIB member matches the name of the IMSplex in which SCI is running. You can use the IMS type-2 command QUERY IMSPLEX to determine the names of the SCI instances available to IMS Connect.

If the IMSplex names do not match, correct the IMSplex name in the IMS Connect configuration member and restart IMS Connect.

**Module:** IXOT – HWSIDXOT, IOC1 – HWSIOC10

**Related reference:**

➡ HWSCFGxx member of the IMS PROCLIB data set (System Definition)

➡ QUERY IMSPLEX command (Commands)

**HWSF3330W THE MSC COMMUNICATIONS COMPONENT FAILED TO OBTAIN STORAGE; R=*rc*, S=*sc*, B=*bn*, M=*mc***

**Explanation:** IMS Connect MSC communications component was unable to get storage for internal buffers, possibly because not enough storage is available to complete the process.

In the message text:

*rc* Return code issued by the service identified by *sc* in the message text.

*sc* Service code. This is the name of the service, which is usually a BPE service. Service codes can contain either codes that more specifically identify the error, or codes returned by called services that failed the request.

*bn* Buffer name.

*mc* Module issuing the message.

**Possible cause:** Not enough storage is available to complete the process.

**System action:** This message is issued, MSC is notified, and IMS Connect continues to run. The requested message in progress is discarded.

**System programmer response:** Ensure that the region size for IMS Connect is large enough.

If the error is related to a BPE service, look up the

return code for the BPE service listed in the message.

If the problem persists, search the problem-reporting databases to find a correction for the problem. If none exists, contact IBM Software Support. Provide the JCL, SYSLOG, and memory dump, if available.

**Module:** IREC - HWSIREC0

**Related reference:**

 BPE codes (Messages and Codes)

---

**HWSF3340W SEND FAILED FROM LCLMSC=*lclplkid* TO RMTMSC=*rmtplkid* ON RMTIMSCON=*rmtimscon*; R=*rc*, S=*sc*, M=*mc***

**Explanation:** IMS Connect was unable to send a message to the remote Multiple Systems Coupling (MSC) physical link *rmtplkid* on the connection defined by the RMTIMSCON statement identified by *rmtimscon*. IMS Connect received the message for delivery from the local IMS system on the locally defined MSC physical link identified by *lclplkid*.

In the message text:

*lclplkid* The name of the MSC physical link in the local, sending IMS system. The name of the local MSC physical link is defined to the local IMS Connect instance on the LCLPLKID parameter of the MSC statement in the IMS Connect configuration PROCLIB member.

*rmtplkid* The name of the MSC physical link in the remote, destination IMS system. The name of the remote MSC physical link is defined to the local IMS Connect instance on the RMTPLKID parameter of the MSC statement in the IMS Connect configuration PROCLIB member.

*rc* The return code of the service.

*sc* The service code. Service codes can contain either codes that more specifically identify the error, or codes returned by called services that failed the request. If the service code is any one of the following, the return code is issued by the BPE service BPECBGET:

- GTFWEME
- GTFWEMQ
- GETFWEB

*mc* The module issuing the message.

**Possible cause:** This error can occur if the remote IMS Connect instance is no longer available or if parameters are incorrectly specified in the IMS Connect configuration member in the IMS.PROCLIB data set.

**System action:** This message is issued and IMS Connect continues to run. IMS Connect issues a negative response to the sending IMS.

**System programmer response:** Check the availability of the remote IMS Connect. If the remote IMS Connect


is available, check the parameter specifications in the RMTIMSCON statement.

If the error is related to a BPE service, look up the return code for the BPE service listed in the message.

If the problem persists, search the problem-reporting databases to find a correction for the problem. If none exists, contact the IBM Software Support. Provide the JCL, SYSLOG, and memory dump if available.

**Module:** IREC – HWSIREC0

**Related reference:**

 HWSCFGxx member of the IMS PROCLIB data set (System Definition)

 BPE codes (Messages and Codes)

---

**HWSF3345W UNABLE TO NOTIFY MSC=*lclplkid* SCHEDULER OF COMMUNICATION ERROR; R=*rc*, S=*sc*, M=*mc***

**Explanation:** An error occurred that prevented IMS Connect from sending a notification to the scheduler controller for the Multiple Systems Coupling (MSC) physical link identified in the message. The service code, identified by *sc* in the message text, describes the error.

IMS Connect was attempting to notify the scheduler controller of a prior error that occurred while IMS Connect was receiving an MSC message from the local IMS system.

In the message text:

*lclplkid* The local MSC physical link identified in the LCLPLKID parameter of the MSC statement.

*rc* The return code of the service.

*sc* The service code. Service codes can contain either codes that more specifically identify the error, or codes returned by called services that failed the request. The following codes are storage services:

*mc* The module issuing the message.

*Table 18. Service and return code explanation for HWSF3345W*

Service code	Short explanation	Return code	Meaning
GETFWEB	Get storage error	Return code issued by BPE service BPECBGET	This is a processing error.

**System action:** This message is issued and IMS Connect continues to run.

**System programmer response:** If the problem is service code GETFWEB, ensure that the region size for IMS Connect is large enough.

If the error is related to a BPE service, look up the return code for the BPE service listed in the message.

If the problem persists, search the problem-reporting databases to find a correction for the problem. If none exists, contact the IBM Software Support. Provide the JCL, SYSLOG, and memory dump if available.

**Module:** IREC – HWSIREC0

**Related reference:**

 BPE codes (Messages and Codes)

**HWSF3350W UNABLE TO NOTIFY MSG  
ORIGIN=*clientid* OF MSC COMM.  
ERROR; R=*rc*, S=*sc*, P=*portid*,  
PARTNER=*partnerid*, M=*mc***

**Explanation:** An error occurred while IMS Connect was sending an MSC message from a remote IMS system to the local IMS system. IMS Connect tried to notify the remote IMS Connect of the error, but could not because another error occurred.

In the message text:

- clientid* The client ID of the remote IMS Connect that sent the MSC message that could not be delivered.
- rc* The return code of the service.
- sc* The service code. Service codes can contain either codes that more specifically identify the error, or codes returned by called services that failed the request. The following codes are storage services:
- portid* The receiving port ID.
- partnerid* The partner ID of the MSC logical link.
- mc* The module issuing the message.

Table 19. Service and return code explanation for HWSF3350W

Service code	Short explanation	Return code	Meaning
NFNDRICN	RMTIMSCON not found	4	The remote IMS Connect was not found.
INVLFUNC	Invalid function	8	This is an internal error.
NOTACTV	RMTIMSCON not active	8	The remote IMS Connect is not active.
GETFWEB	Get storage error	Return code of storage service	This is a processing error.

**System action:** This message is issued and IMS Connect continues to run.

**System programmer response:** If the problem is service code GETFWEB, ensure that the region size for IMS Connect is large enough.

If the problem persists, search the problem-reporting databases to find a correction for the problem. If none exists, contact the IBM Software Support. Provide the JCL, SYSLOG, and memory dump if available.

**Module:** IXMT – HWSIXMT0

**HWSF3355E SHUT DOWN WAS REQUESTED FOR  
MSC LOGICAL LINK OF *partnerid* BUT  
THE LINK CANNOT BE FOUND;  
M=*mc***

**Explanation:** IMS Connect received from IMS an MSC shutdown directive message for the logical link identified by *partnerid*, but IMS Connect could not find an MSC logical link with that partner ID.

In the message text:

- partnerid* The partner ID of the MSC logical link as received by IMS Connect in the shutdown directive from the IMS system.
- mc* The module issuing the message.

**Possible cause:** A STOPLINK or similar IMS Connect command might have deleted the link at approximately the same time as the link was shut down in IMS.

**System action:** This message is issued and IMS Connect continues to run.

**System programmer response:** No action is required.

If the problem persists, search the problem-reporting databases to find a correction for the problem. If none exists, contact the IBM Software Support. Provide the JCL, SYSLOG, and memory dump if available.

**Module:** IREC – HWSIREC0

**HWSF3360I THE *threadtype* THREAD TERMINATED  
FOR MSC PHYSICAL LINK *lclplkid*;  
M=*mc***

**Explanation:** An MSC physical link transmit thread or receive thread has terminated.

In the message text:

- lclplkid* The ID of the MSC physical link associated with the thread. The ID of the physical link is specified on the LCLPLKID parameter of the MSC statement in the IMS Connect configuration member in the IMS.PROCLIB data set.
- threadtype* The type of thread that terminated.  
**RECEIVE**  
A receive thread  
**TRANSMIT**  
A transmit thread
- mc* The module issuing the message.

**Possible cause:** IMS Connect is shutting down or an IMS Connect command, such as STOPMSC, was issued.

It is also possible that a communications error occurred, in which case other error messages would be issued.

**System action:** This message is issued and IMS Connect continues to run; however, IMS Connect cannot process MSC messages on the named MSC physical link.

**System programmer response:** If the thread terminated because of a communications error, look for other IMS Connect error messages to determine the cause of the error.

If the problem persists, search the problem-reporting databases to find a correction for the problem. If none exists, contact the IBM Software Support. Provide the JCL, SYSLOG, and memory dump if available.

**Module:** IREC – HWSIREC0, IXMT – HWSIXMT0

**HWSF3365E UNABLE TO SEND MESSAGE TO MSC ON *lclplkid*; C=*clientid*; P=*portid*, PARTNER=*partnerid*, R=*rc*, S=*sc*, M=*mc***

**Explanation:** IMS Connect was unable to send an MSC message to IMS on the MSC physical link that is identified in the message text by the *lclplkid* value.

In the message text:

- lclplkid* The ID of the MSC physical link through which IMS Connect could not deliver the message to the local IMS system. The *lclplkid* value is specified on the LCLPLKID parameter of the MSC statement.
- clientid* The client ID that identifies the receive socket on which the failed message was received. This ID is generated by the remote IMS Connect instance.
- rc* The return code of the service.
- sc* The service code. Service codes can contain either codes that more specifically identify the error, or codes that are returned by called services that failed the request.
- portid* The receiving port ID.
- partnerid* The partner ID of the MSC logical link.
- mc* The module that issued the message.

Table 20. Service and return code explanation for HWSF3365E

Service code	Short explanation	Return code	Meaning
BPEGETM	The get storage service failed.	Return code that is issued by the BPE service BPEGETM	A storage error occurred while the service was trying to send an MSC message to IMS.

Table 20. Service and return code explanation for HWSF3365E (continued)

Service code	Short explanation	Return code	Meaning
HWSFSTOR	The release storage service failed.	Return code that is issued by HWSFSTOR service. The HWSFSTOR service might be a BPE release storage service or an MVS release storage service.	A storage error occurred while the service was trying to send an MSC message to IMS.

**System action:** This message is issued and IMS Connect continues to run.

If the failed message was an MSC transaction or response message from a remote IMS Connect instance, IMS Connect tries to return an error message to the remote IMS Connect instance.

If the failed message was an error message from a remote IMS Connect instance, IMS Connect discards the message.

**System programmer response:** If a get storage error occurred, ensure that the region size specified in the JCL statement is large enough to accommodate the IMS Connect region.

If the error is related to a BPE service, look up the return code for the BPE service that is listed in the message.

If the error recurs, search the problem-reporting databases to find a correction for the problem. If none exists, contact the IBM Software Support. Provide the JCL, SYSLOG, and memory dump if available.

If a release storage error occurred, search the problem-reporting databases to find a correction for the problem. If none exists, contact the IBM Software Support. Provide the JCL, SYSLOG, and memory dump if available.

**Module:** IXMT – HWSIXMT0

**Related reference:**

 BPE codes (Messages and Codes)

**HWSF3370E IMS CONNECT WAS UNABLE TO NOTIFY IMS THAT MSC PHYSICAL LINK *lclplkid* STOPPED; R=*rc*, S=*sc*, M=*mc***

**Explanation:** In the message text:

- lclplkid* The MSC physical link ID, as defined to IMS Connect on the LCLPLKID parameter of the MSC statement in the IMS Connect configuration member.



*rc* The CSLCMSG return code that was passed to IMS Connect from MSC.  
*sc* The service code. The service code MSCMSC indicates an MSC-level directive.  
*mc* The module issuing the message.

**Possible cause:** The likeliest cause is that SCI is unavailable.


**System action:** This message is issued and IMS Connect continues to run normally.

If SCI is unavailable, MSC cannot send messages to IMS Connect. If this message was triggered by a different error and IMS Connect receives additional messages for the link, IMS Connect attempt to issue another error message to IMS.

**System programmer response:** No action is required.

**Module:** IXMT – HWSIXMT0

**Related reference:**

 CSLCMSG: send message request (System Programming APIs)

**HWSF3375E IMS CONNECT WAS UNABLE TO NOTIFY IMS THAT MSC LOGICAL LINK *logicallink* STOPPED; R=*rc*, S=*sc*, M=*mc***

**Explanation:** IMS Connect failed to send a notification to IMS indicating that the multiple systems coupling (MSC) logical link *logicallink* has been stopped.

In the message text:  
*logicallink*

The MSC logical link name.  
*rc* The CSLCMSG return code that was passed to IMS Connect from MSC.  
*sc* The service code. The service code MSCLINK indicates an MSC link-level directive.  
*mc* The module issuing the message.

**Possible cause:** The likeliest cause is that SCI is unavailable.

**System action:** This message is issued and IMS Connect continues to run normally.

If SCI is unavailable, MSC cannot send messages to IMS Connect. If this message was triggered by a different error and IMS Connect receives additional messages for the link, IMS Connect attempt to issue another error message to IMS.

**System programmer response:** No action is required.

**Module:** IXMT – HWSIXMT0

**HWSF3400E FUNCTION WORK ELEMENT PROCESSING FAILED, FUNC=*fn*; R=*rc*, S=*sc*, M=*mc***

**Explanation:** The function work element (FWE) cannot be processed. The FWE requests work between components and within components. This structure contains the function and parameters that a service requires for processing.

In the message text:

*fn* The function requested.  
*rc* The return code of the service.  
*sc* The service code. Service codes can contain either codes that more specifically identify the error, or codes returned by called services that failed the request.  
*mc* The module issuing the message.

Table 21. Service and return code explanation for HWSF3400E

Service code	Short explanation	Return code	Meaning
INVFUNC	The function requested in the FWE is incorrect.	4	This problem is a processing error.

**System action:** This message is issued and, if possible, the requestor of the function is notified. Otherwise, the FWE is freed. In all cases, IMS Connect continues to run.

**System programmer response:** This is probably an internal error. Search the problem-reporting databases to find a correction for the problem. If none exists, contact the IBM Support Center. Provide the JCL, SYSLOG, and dump if available.

**Module:** ISCH – HWSISCH0

**HWSF3405W PROCESS OF STOPPING MSC LOGICAL OR PHYSICAL LINK FAILED BECAUSE MSC=*lclplkid* IS IN DISCONNECT STATE; M=*mc***

**Explanation:** IMS Connect failed to stop the MSC logical link or physical link because the MSC physical link is already disconnected.

In the message text:

*lclplkid* The MSC physical link ID, as defined to IMS Connect on the LCLPLKID parameter of the MSC statement in the IMS Connect configuration member.  
*mc* The module issuing the message.

**Possible cause:** SCI or IMS is unavailable or an IMS Connect command such as STOPIP has been issued to stop communications with the IMSplex.

**System action:** The message is issued and the process of stopping MSC logical or physical link is ignored.

**System programmer response:** No action is required.

**Module:** ISCH – HWSISCH00

#### HWSG4000I COMMUNICATIONS ON ISC LINK

*isclnkid* STARTED; M=*mc*

**Explanation:** The Intersystem Communication (ISC) link has been started with IMS for the ISC link. This message is issued during IMS Connect startup or at the successful completion of the IMS type-2 command UPDATE IMSCON TYPE(ISC) START(COMM).

In the message text:

*isclnkid* The ID of the ISC configuration statement that defines the ISC link to IMS Connect.

*mc* The module issuing the message.

**System action:** ISC communications has been established with IMS for the stated ISC link. IMS Connect continues to run normally.

**System programmer response:** No action is required.

**Module:** JSC1 - HWSJSC10

#### HWSG4005I COMMUNICATIONS ON ISC LINK

*isclnkid* STOPPED; M=*mc*

**Explanation:** The Intersystem Communication (ISC) link with IMS has been stopped.

In the message text:

*isclnkid* The ID of the ISC configuration statement that defines the ISC link to IMS Connect.

*mc* The module issuing the message.

**Possible cause:** A CLOSEHWS or similar command might have shut down IMS Connect, or the IMS type-2 command UPDATE IMSCON TYPE(ISC) STOP(COMM) might have stopped communications on the ISC link.

**System action:** ISC communications has stopped with IMS for the stated ISC link.

**System programmer response:** No action is required.

To resume communication with IMS for the ISC link, issue the IMS type-2 command UPDATE IMSCON TYPE(ISC) START(COMM).

**Module:** DSCM – HWS DSCM0

#### HWSG4010I ISCUSER *sessn\_id* TERMINATED;

ISC=*isclnkid*, M=*mc*

**Explanation:** An IMS Connect command has stopped the ISC parallel session (ISCUSER) on the ISC link. All communications on the parallel session are stopped and the control blocks and storage used by the parallel session are released.

A parallel session can be stopped by the IMS type-2 command UPDATE IMSCON TYPE(ISCUSER) STOP(COMM).

In the message text:

*isclnkid* The ID of the ISC configuration statement that defines the ISC link to IMS Connect.

*mc* The module that issued the message.


*sessn\_id* The ISCUSER ID of the ISC parallel session that was terminated.

**System action:** IMS Connect releases the control blocks and storage that were used by the parallel session and continues to run normally.

**User response:** No action is required.

**Module:** JSC20 – HWSJSC20

**Related reference:**

 UPDATE IMSCON commands (Commands)

#### HWSG4015E COMMUNICATIONS ON ISC LINK

*isclnkid* FAILED TO OPEN; IMS CONNECT IS NOT CONNECTED TO AN IMSPLEX; M=*mc*

**Explanation:** IMS Connect attempted to establish Intersystem Communication (ISC) with IMS, but could not because IMS Connect is not a registered member of an IMSplex. This failure is most likely to occur during IMS Connect startup, but can also occur after a type-2 UPDATE IMSCON TYPE(ISC) START(COMM) command has been issued.

In the message text:

*isclnkid* The ID of the ISC configuration statement that defines the ISC link to IMS Connect.

*mc* The module that issued the message.

**Possible cause:** An IMSplex statement is not correctly specified in the IMS Connect configuration PROCLIB member, or an instance of the CSL Structured Call Interface (SCI) is not available.

**System action:** This message is issued and IMS Connect continues to run, but cannot route ISC messages to IMS systems.

**System programmer response:** If ISC communications failed to start because an instance of SCI is not available, start an instance of SCI in the IMSplex that is specified on the IMSPLEX statement in the IMS Connect configuration PROCLIB member.

If ISC communication failed to start when an instance of SCI was running, check that the IMSplex name specified on the IMSPLEX= substatement of the ISC statement in the IMS Connect configuration PROCLIB member matches the name of the IMSplex in which SCI is running. You can use the IMS type-2 command QUERY IMSPLEX to determine the names of the SCI instances available to IMS Connect.

If the IMSplex names do not match, correct the IMSplex name in the IMS Connect configuration member and restart IMS Connect.

**Module:** JXOT – HWSJDXOT, JOC1 – HWSJOC10

---

**HWSG4020W FWE FUNCTION=*func* FAILED FOR  
ISC=*isclnkid*, COMMAND=*hwscmd* IN  
PROGRESS; M=*mc***

**Explanation:** The function *func* cannot be processed because the command identified by *hwscmd* is already being processed.

In the message text:

- func* Identifies the function requested.
- isclnkid* Identifies the ISC configuration statement that defines the ISC link to IMS Connect.
- hwscmd* Identifies the IMS Connect command in progress.
- mc* Identifies the module issuing the message.

**System action:** This message is issued and, if possible, the requestor of the function is notified. Otherwise, the FWE is freed. In all cases, IMS Connect continues to run.

**System programmer response:** The IMS Connect command in progress is terminating the data store. Therefore, any new function for that data store cannot be processed.

**Module:** DSCM – HWS DSCM0

---

**HWSG4025W COMMAND=*hwscmd* FAILED FOR  
ISC=*isclnkid*, COMMAND=*prev\_hwscmd*  
ALREADY IN PROGRESS; M=*mc***

**Explanation:** The IMS Connect command entered for the ISC link, *isclnkid*, cannot be processed because a command for that ISC link, *prev\_hwscmd*, is already in progress.

In the message text:

- hwscmd* The IMS Connect command that was blocked from being run by *prev\_hwscmd*
- isclnkid* The ID of the ISC configuration statement that defines the ISC link that is affected by *hwscmd* and *prev\_hwscmd*
- prev\_hwscmd*  
The IMS Connect command that is blocking *hwscmd* from running
- mc* The module issuing the message

**System action:** This message is issued and, if possible, the requestor of the function is notified. Otherwise, the FWE is freed. In all cases, IMS Connect continues to run.

**System programmer response:** The IMS Connect command in progress is terminating the ISC link; therefore, any new commands cannot be processed. If the IMS Connect command (*hwscmd*) was CLOSEHWS, the IMS Connect terminates after the processing of *prev\_hwscmd* completes.

**Module:** DSCM – HWS DSCM0

---

**HWSG4030W THE ISC COMMUNICATIONS  
COMPONENT FAILED TO OBTAIN  
STORAGE; R=*rc*, S=*sc*, B=*bn*, M=*mc***

**Explanation:** IMS Connect ISC communications component was unable to get storage for internal buffers, possibly because not enough storage is available to complete the process.

In the message text:

- rc* Return code issued by the service identified by *sc* in the message text.
- sc* Service code. This is the name of the service, which is usually a BPE service. Service codes can contain either codes that more specifically identify the error, or codes returned by called services that failed the request.
- bn* Buffer name.
- mc* Module issuing the message.

**Possible cause:** Not enough storage is available to complete the process.

**System action:** This message is issued, IMS is notified, and IMS Connect continues to run. The requested message in progress is discarded.

**System programmer response:** Ensure that the region size for IMS Connect is large enough.

If the error is related to a BPE service, look up the return code for the BPE service listed in the message.

If the problem persists, search the problem-reporting databases to find a correction for the problem. If none exists, contact IBM Software Support. Provide the JCL, SYSLOG, and memory dump, if available.

**Module:** JREC – HWS JREC0, JSC2 - HWS JSC20

---

**HWSG4040W SEND FAILED FROM ISC=*isclnkid* TO  
NODE=*nodename* ON  
RMT CICS=*rmtcicsid*; R=*rc*, S=*sc*; M=*mc***

**Explanation:** IMS Connect was unable to send a message to the remote CICS subsystem that is defined to IMS Connect by the RMT CICS statement *rmtcicsid*. IMS Connect received the message for delivery from the local IMS system on the ISC link that is defined to IMS Connect by the ISC statement *isclnkid*.

In the message text:

- isclnkid* The ID of the ISC configuration statement that defines the ISC link to IMS Connect.
- nodename*  
The name of the destination ISC node, as defined on both the NODE parameter of the ISC configuration statement and the APPLID= parameter on the DFHSIT macro definition of the target CICS subsystem.



	In the local IMS system, for statically defined terminals, this value is also defined on the NAME parameter of the TERMINAL system definition macro and the ISCTCPIP parameter in the DFSDCxxx PROCLIB member		either codes that more specifically identify the error, or codes returned by called services that failed the request. See the following table for an explanation of the possible return codes.
<i>rmtcicsid</i>	The ID of the RMTICICS statement that defines to IMS Connect attributes of the connection to the remote CICS subsystem.	<i>mc</i>	The module issuing the message.
<i>rc</i>	The return code of the service.		<b>Possible cause:</b> This error can occur if the remote CICS subsystem is no longer available or if parameters are incorrectly specified in the IMS Connect configuration member in the IMS.PROCLIB data set.
	The possible return codes are shown with their associated service code in the following table.		See the following table for an explanation of service and return codes:
<i>sc</i>	The service code. Service codes can contain		

Table 22. Service and return code explanation for HWSV4840W

Service code	Short explanation	Return code	Meaning
GETFWEB	BPECBGET service was unable to create an FWEB control block.	<i>rc</i>	<i>rc</i> indicates the return code from the BPECBGET service. Check storage available.
GETSSTB	BPECBGET service was unable to create an SSTB control block.	4	Check storage available.
INVLFUNC	An internal FWE request contained an invalid function code.	8	This is an internal processing error.
NFNDRIC	The ISC datastore processing the message from IMS defined an invalid RMTICICS destination. The RMTICICS could not be found.	4	Verify the RMTICICS= specified in the ISC statement in the IMS Connect configuration.
NOTACTV	The RMTICICS destination was inactive.	8	Start the RMTICICS using UPD IMSCON TYPE(RMTICICS) START(COMM) command.
SSTNFND	The send client that was to be used to send the ISC message to CICS can not be found.	4	The send client has terminated, and the ISC parallel session is terminated. The session must be reestablished from IMS (/OPNDST command) or from CICS.
STOPRCIC	The RMTICICS destination was stopped.	4	Start the RMTICICS using UPD IMSCON TYPE(RMTICICS) START(COMM) command.
STOPSCLN	The send client that was to be used to send the ISC message to CICS is in the process of being stopped.	4	The ISC parallel session is terminated. The session must be reestablished from IMS (/OPNDST command) or from CICS.

**System action:** IMS Connect issues a negative response to the sending IMS system and terminates the session. This message is issued and IMS Connect continues to run.

**System programmer response:** Check the availability of the remote CICS subsystem. If the remote CICS subsystem is available, check the parameter specifications in the RMTICICS statement.

If the error is related to a BPE service, look up the return code for the BPE service listed in the message.

If the problem persists, search the problem-reporting databases to find a correction for the problem. If none exists, contact the IBM Software Support. Provide the JCL, SYSLOG, and memory dump if available.

**Module:** JREC – HWSJREC0

**Related reference:**

➔ HWSCFGxx member of the IMS PROCLIB data set (System Definition)

➔ BPE codes (Messages and Codes)

---

**HWSG4045W UNABLE TO NOTIFY ISC=*isclnkid* SCHEDULER OF COMMUNICATION ERROR; R=*rc*, S=*sc*, M=*mc***

**Explanation:** An error occurred that prevented IMS Connect from sending a notification to the scheduler controller for the Intersystem Communication (ISC) link identified in the message. The service code, identified by *sc* in the message text, describes the error.

IMS Connect was attempting to notify the scheduler controller of a prior error that occurred while IMS Connect was receiving an ISC message from the local IMS system.

In the message text:

*isclnkid* The ID of the ISC configuration statement that defines the ISC link to IMS Connect.

*rc* The return code of the service.

*sc* The service code. Service codes can contain either codes that more specifically identify the error, or codes returned by called services that failed the request. The following codes are storage services:

*mc* The module issuing the message.

Table 23. Service and return code explanation for HWSG4045W

Service code	Short explanation	Return code	Meaning
GETFWEB	Get storage error	Return code issued by BPE service BPECBGET	This is a processing error.

**System action:** This message is issued and IMS Connect continues to run.

**System programmer response:** If the problem is service code GETFWEB, ensure that the region size for IMS Connect is large enough.

If the error is related to a BPE service, look up the return code for the BPE service listed in the message.

If the problem persists, search the problem-reporting databases to find a correction for the problem. If none exists, contact IBM Software Support. Provide the JCL, SYSLOG, and memory dump if available.

**Module:** JREC – HWSJREC0

**Related reference:**

➔ BPE codes (Messages and Codes)

---

**HWSG4060I THE *threadtype* THREAD TERMINATED FOR ISC LINK *isclnkid*; M=*mc***

**Explanation:** An ISC link transmit thread or receive thread has terminated.

In the message text:

*isclnkid* The ID of the ISC configuration statement that defines the ISC link associated with the thread. The ID of the link is specified on the ID parameter of the ISC statement in the IMS Connect configuration member in the IMS.PROCLIB data set.

*threadtype*

The type of thread that terminated.

**RECEIVE**

A receive thread

**TRANSMIT**

A transmit thread

*mc* The module issuing the message.

**Possible cause:** IMS Connect is shutting down or an IMS type-2 command UPDATE IMSCON TYPE(ISC) STOP(COMM) was issued. If another type of communications error occurred, other error messages are issued.

**System action:** This message is issued and IMS Connect continues to run; however, IMS Connect cannot process ISC messages on the named ISC link.

**System programmer response:** If the thread terminated because of a communications error, look for other IMS Connect error messages to determine the cause of the error.

If the problem persists, search the problem-reporting databases to find a correction for the problem. If none exists, contact the IBM Software Support. Provide the JCL, SYSLOG, and memory dump if available.

**Module:** JREC – HWSJREC0, JXMT – HWSJXMT0

---

**HWSG4065E UNABLE TO SEND MESSAGE TO ISC ON *isclnkid*; C=*clientid*; P=*portid*, ISCUSER=*sessn\_id*, R=*rc*, S=*sc*, M=*mc***

**Explanation:** IMS Connect was unable to send an ISC message to IMS on the ISC link that is identified in the message text by the *isclnkid* value.

In the message text:

*isclnkid* The ID of the ISC link through which IMS Connect could not deliver the message to the local IMS system. The *isclnkid* value is specified on the ID parameter of the ISC statement.

*clientid* The client ID that identifies the receive socket on which the failed message was received. This ID is generated by IMS Connect.

*rc* The return code of the service.

*sc* The service code. Service codes can contain either codes that more specifically identify the

error, or codes that are returned by called services that failed the request.

*portid* The receiving port ID.

*sessn\_id* The ISCUSER ID of the ISC parallel session.

*mc* The module that issued the message.

Table 24. Service and return code explanation for HWSG4065E

Service code	Short explanation	Return code	Meaning
NISC	ISC is disconnected	4	The message could not be sent to IMS because the ISC link was stopped, the IMSplex was stopped, or SCI or the IMS system is unavailable. The message is discarded, and the parallel session is terminated.
NOISCUSR	No ISCUSER exists.	4	The ISC parallel session was terminated before this message could be sent to IMS. The message is discarded.
SCIF	CSLSCMSG failed.	A reason code that is issued by the CSLSCMSG service.	IMS Connect attempted to send the message to IMS, but the CSLSCMSG service returned an error. The reason code from the service is displayed as the return code in the message.

**System action:** This message is issued and IMS Connect continues to run.

IMS Connect discards the message. If the ISC parallel session is still active, then the session is terminated.

**System programmer response:** If the error is related to an unavailable ISCUSER or ISC, determine the status of the ISCUSER or ISC and, if appropriate, start them.

If the error is related to a CSL service, look up the reason code for the CSL service that is listed in the message.

**Module:** JXMT – HWSJXMT0

**Related reference:**

➤ QUERY IMSCON TYPE(ISC) command (Commands)

➤ QUERY IMSCON TYPE(ISCUSER) command (Commands)

➤ CSLSCMSG: send message request (System Programming APIs)

**HWSG4080W SEND FAILED FROM ISC=*isclnkid* TO NODE=*nodename* ON CICSSPORT=*port\_id*; R=*rc*, S=*sc*, M=*mc***

**Explanation:** IMS Connect was unable to send a message to a CICS subsystem on the locally defined CICSSPORT *port\_id*. The CICSSPORT is used to receive transaction messages and data replies from CICS. The message that IMS Connect was unable to send was probably an ACK or a NAK response to a prior message that was sent by CICS. IMS Connect attempted to send the message on the ISC link *isclnkid*.

In the message text:

*isclnkid* The ID of the ISC configuration statement that defines the ISC link to IMS Connect.

*mc* The module that issued the message.

*nodename*

The name of the destination ISC node, as defined on both the NODE parameter of the ISC configuration statement and the APPLID= parameter on the DFHSIT macro definition of the target CICS subsystem.

*port\_id* The port number, as defined on the CICSSPORT parameter in both the ISC and TCPIP configuration statements.

*rc* The return code of the service.

*sc* The service code. Service codes can contain either codes that more specifically identify the error, or codes returned by called services that failed the request.

**Possible cause:** This error can occur if the remote CICS subsystem is no longer available or if parameters are incorrectly specified in the IMS Connect configuration member in the IMS.PROCLIB data set.

**System action:** This message is issued and IMS Connect continues to run. IMS Connect issues a negative response to the sending IMS.

**System programmer response:** Check the availability of the remote CICS subsystem. If the remote CICS subsystem is available, check the parameter specifications in the RMTICIS statement.

If the error is related to a BPE service, look up the return code for the BPE service listed in the message.

If the problem persists, search the problem-reporting databases to find a correction for the problem. If none exists, contact IBM Software Support. Provide the JCL, SYSLOG, and memory dump if available.

**Module:** JREC – HWSJREC0

**Related reference:**

➤ ISC statement (System Definition)

➤ TCPIP statement (System Definition)

**HWSG4100E FUNCTION WORK ELEMENT  
PROCESSING FAILED, FUNC=fn; R=rc,  
S=sc, M=mc**

**Explanation:** The function work element (FWE) cannot be processed. The FWE requests work between components and within components. This structure contains the function and parameters that a service requires for processing.

In the message text:

- fn* The function requested.
- rc* The return code of the service.
- sc* The service code. Service codes can contain either codes that more specifically identify the error, or codes returned by called services that failed the request.
- mc* The module issuing the message.

Table 25. Service and return code explanation for HWSG4100E

Service code	Short explanation	Return code	Meaning
INVFUNC	The function requested in the FWE is incorrect.	4	This problem is a processing error.

**System action:** This message is issued and, if possible, the requestor of the function is notified. Otherwise, the FWE is freed. In all cases, IMS Connect continues to run.

**System programmer response:** This is probably an internal error. Search the problem-reporting databases to find a correction for the problem. If none exists, contact the IBM Support Center. Provide the JCL, SYSLOG, and dump if available.

**Module:** JSCH – HWSJSCH0

**HWSG4105W PROCESS OF STOPPING ISC LINK  
OR ISCUSER FAILED, ISC=isclnkid IS  
IN DISCONNECT STATE; M=mc**

**Explanation:** IMS Connect failed to stop the ISC link or parallel session because the ISC link is already disconnected.

In the message text:

- isclnkid* The ISC link ID, as defined to IMS Connect on the ID parameter of the ISC statement in the IMS Connect configuration member.
- mc* The module issuing the message.

**Possible cause:** SCI or IMS is unavailable, or an IMS Connect command such as STOPIP has been issued to stop communications with the IMSplex.

**System action:** The message is issued and the process of stopping MSC logical or physical link is ignored.

**System programmer response:** No action is required.

**Module:** JSCH – HWSJSCH0

**HWSG4230W THE ISC DRIVER FAILED TO  
OBTAIN STORAGE; R=rc, S=sc, B=bn,  
M=mc**

**Explanation:** The IMS Connect ISC communications driver was unable to get storage for internal buffers, possibly because not enough storage is available to complete the process.

In the message text:

- rc* Return code of the service.
- sc* Service code. Service codes can contain either codes that more specifically identify the error, or codes returned by called services that failed the request. The following codes are BPE storage service codes:
  - BPECBGET
  - BPEGETM
- bn* Buffer name.
- mc* Module issuing the message.

**Possible cause:** Not enough storage is available to complete the process.

**System action:** This message is issued and IMS Connect continues to run. If the failure to obtain storage results in a communications error, additional error messages are issued.

**System programmer response:** If the error is related to a BPE service, look up the return code for the BPE service listed in the message.

If the problem persists, search the problem-reporting databases to find a correction for the problem. If none exists, record the return code, service code, buffer name, buffer address, and contact IBM Software Support. Provide the JCL, SYSLOG, and dump if available.

**Module:** JXOT - HWSJDXOT

**HWSG4235W THE ISC DRIVER FAILED TO  
RELEASE STORAGE; R=rc, S=sc, B=bn,  
A=a, M=mc**

**Explanation:** The IMS Connect ISC communications driver was unable to release storage for internal buffers.

In the message text:

- rc* The return code of the service.
- sc* The service code. Service codes can contain either codes that more specifically identify the error, or codes returned by called services that failed the request.
- bn* The buffer name.
- a* The buffer address.
- mc* The module issuing the message.

**System action:** This message is issued and IMS Connect continues to run normally.

**System programmer response:** This problem is probably an internal error. Search the problem-reporting databases to find a correction for the problem. If none exists, contact IBM Software Support. Provide the JCL, SYSLOG, and dump if available.

**Module:** JXMT – HWSJDXMT, JXRC – HWSJDXRC

---

#### HWSG4255W ISC IS NOT AVAILABLE:

**MEMBER**=*mbrname*; **STATE**=*s*, **M**=*mc*

**Explanation:** IMS Connect attempted to send an ISC message to the IMS system identified by **MEMBER** in the message text, but the attempt failed because the IMS system is unavailable. In the message text, the value of **STATE** identifies the reason the IMS system is unavailable.

In the message text:

*mbrname*

The name of the ISC-enabled IMS system in the IMSplex.

*s* The status of the IMS system. The possible values for *s* include:

**DISC** Communications between IMS Connect and ISC have been stopped in IMS Connect by a command.

**TERM** The IMS system identified in the message text by *mbrname* is down.

*mc* The module issuing the message.

**System action:** IMS Connect issues a negative response (NAK) to the sender. This message is issued and IMS Connect continues to run.

**System programmer response:** If the state is DISC, ISC communications must be restarted in IMS Connect. You can restart ISC communications by issuing the IMS type-2 command UPDATE IMSCON TYPE(ISC).

If the state is TERM, the IMS system identified in the message text must be restarted.

**Module:** JXCN - HWSJDXCN, JXMT – HWSJDXMT

**Related reference:**

 UPDATE IMSCON TYPE(ISC) command (Commands)

---

## HWS messages HWSI0001-HWSK3500

This topic contains the following messages:

---

#### HWSI1601W FAILED TO RELEASE STORAGE; R=*rc*, B=*bn*, A=*a*, M=*mc*

**Explanation:** The IMS Connect IMSplex driver is unable to release storage for internal buffers.

In the message text:

*rc* Identifies the return code.

*bn* Identifies the buffer name.

*a* Identifies the buffer address.

*mc* Identifies the module that issued this message.

**System action:** This message is issued and IMS Connect continues to run.

**System programmer response:** This problem is probably an internal error. Search the problem-reporting databases to find a correction for the problem. If none exists, contact IBM Software Support. Provide the JCL, SYSLOG, and memory dump if available.

**Module:** OMXM HWSOMXMT

---

#### HWSI1605W GETMAIN FOR OTOKEN AND REGISTRATION CONTROL BUFFER FAILED; R=*rc*, S=*sc*, M=*mc*

**Explanation:** Storage for the OTOKEN buffer could not be allocated.

- *rc* identifies the return code.

- *sc* identifies the service code. Service codes contain codes that more specifically identify the error, or codes returned by called services that failed the request.
- *mc* identifies the module issuing the message.

The following table describes the return codes for the HWSI1605W message. The service code is GETOTOKEN, and BPEGETM is the system service that is used to acquire the OTOKEN.

Table 26. Return codes for HWSI1605W

Return code	Meaning
4	An incorrect or unsupported subpool is specified.
8	A zero length is requested.
12	Unable to obtain the requested storage (z/OS GETMAIN failed).

**System action:** This message is issued and IMS Connect continues to run.

**System programmer response:** This error is probably a storage error. Ensure that the region size for IMS Connect is large enough. If the error recurs, search the problem-reporting databases to find a correction for the problem. If none exists, contact IBM Software Support. Provide JCL, SYSLOG, and a dump if one is available.

**Module:** OMXR HWSOMXRG

**HWSI1615W SCI FUNC=function, ERROR FOR IMSPLEX ENVIRONMENT; DS=ipid, R=rc, S=sc, M=mc**

**Explanation:** The function of an SCI call terminated in error for the named IMSplex.

- *ipid* identifies the IMSplex.
- *rc* identifies the SCI return code.
- *sc* identifies the SCI service code. Service code contains codes that identify specific errors or codes returned by called services that failed the request.
- *mc* identifies the module issuing the message.

**System action:** This message is issued when a transmit or receive to or from IMSplex occurs. The connection will be lost.

**Module:** OXMT HWSOMXMT, OMXRC HWSOMXRC

**HWSI1618W SCI IS NOT EXECUTING, FOR IMSPLEX=ipid, R=rc, S=sc, M=mc**

**Explanation:** The IMS command request sent to the IMS OM was rejected.

- *ipid* identifies the IMSplex
- *rc* identifies the return code
- *sc* identifies the service code. Service codes contain codes that identify specific errors or codes returned by called services that failed the request.
- *mc* identifies the module issuing the message.

See the following table for an explanation of the service and return codes.

*Table 27. Service and return code explanation for HWSI1618W*

Service code	Return code	Meaning
SCI reason code	X'01nnnnnn'	SCI return code.
OM reason code	X'02nnnnnn'	OM return code.
For more information about SCI and OM return and reason codes, see the CSL codes information.		

**System action:** This message is issued and IMS Connect continues to run.

**System programmer response:** An SCI request has been rejected. The SCI has been terminated by means other than an IMS Connect STOPIP command. If the return code is X'01nnnnnn', SCI needs to be restarted. If the return code is X'02nnnnnn', OM needs to be restarted.

**Module:** OMXM HWSOMXMT

**Related reference:**

 CSL codes (Messages and Codes)

**HWSI1619W OM IS NOT ACTIVE FOR IMSPLEX=ipid, R=rc, S=sc, M=mc**

**Explanation:** The SCI interface has rejected the request. Operation Manager (OM) is not active.

- *ipid* identifies the IMSplex
- *rc* identifies the return code
- *sc* identifies the service code. Service codes contain codes that identify specific errors or codes returned by called services that failed the request.
- *mc* identifies the module issuing the message.

The following table provides an explanation of service and return codes:

*Table 28. Service and return code explanation for HWSI1619W*

Service code	Return code	Meaning
SCI reason code	X'01nnnnnn'	SCI return code.
OM reason code	X'02nnnnnn'	OM return code.
See the CSL codes information for more information about SCI and OM return and reason codes.		

**System action:** This message is issued and IMS Connect continues to run.

**System programmer response:** An SCI request has been rejected. OM has been terminated. If the return code is X'01nnnnnn', SCI needs to be restarted. If the return code is X'02nnnnnn', you must restart OM.

**Module:** OMXM HWSOMXMT

**Related reference:**

 CSL codes (Messages and Codes)

**HWSI1620W COMMAND FAILURE: CMD CMD ERROR FOR IMSPLEX=ipid, R=rc, S=sc, M=mc**

**Explanation:** The SCI request was rejected and the OM command structure that passed is invalid.

*ipid* IMSplex identifier.

*rc* Return code.

*sc* Service code identifying specific errors or codes returned by called services that failed the request.

*mc* Module that issued the message.

The following table describes the service and return codes.

*Table 29. Service and return codes for HWSI1620W*

Service code	Return code	Meaning
SCI reason code	X'01nnnnnn'	SCI return code



Table 29. Service and return codes for HWSI1620W (continued)

Service code	Return code	Meaning
OM reason code	X'02nnnnnn'	OM return code
See the CSL codes information for more information about SCI and OM return and reason codes.		

**System action:** This message is issued and IMS Connect continues to run.

**System programmer response:** An SCI request has been rejected. OM has rejected the command. The command structure is invalid. Correct the command structure and retry the command.

**Module:** OMXM HWSOMXMT

**Related reference:**

 CSL codes (Messages and Codes)

---

**HWSI1650I COMMAND REGISTRATION SUCCESSFUL FOR IMSPLEX=*imsplex*; M=*mc***

**Explanation:** IMS Connect has successfully registered its command set to the Operations Manager (OM) component of an IMSplex. IMS Connect is now ready to process commands that are routed by the Operations Manager to IMS Connect. Commands are registered to the Operations Manager in the following situations:

- During IMS Connect initialization when communication between IMS Connect and an IMSplex is started
- During processing of a STARTIP or equivalent command when communication between IMS Connect and an IMSplex is started
- When an Operations Managers component joins an IMSplex after IMS Connect has started communication with the IMSplex

In the message text:

*imsplex* Identifies the name of the IMSplex where command processing is now available.

*mc* Identifies the module issuing the message.

**System action:** IMS Connect can now process commands that are entered through the Operations Manager. IMS Connect continues to run normally.

**User response:** No action is required.

You can now issue supported IMS Connect commands through the Operations Manager.

**Module:** OREG HWSOREG0

---

**HWSI1655W WAITING FOR OM, COMMANDS FROM OM API UNAVAILABLE FOR IMSPLEX=*imsplex*; M=*mc***

**Explanation:** IMS Connect has attempted to register its command set to the Operations Manager (OM) component of an IMSplex, but the Operations Manager is either not available or not ready to accept commands. Commands are registered to the OM in the following situations:

- During IMS Connect initialization when communication between IMS Connect and an IMSplex is started
- During processing of a STARTIP or equivalent command when communication between IMS Connect and an IMSplex is started
- When an OM component joins an IMSplex after IMS Connect has started communication with the IMSplex

In the message text:

*imsplex* Identifies the name of the IMSplex where command registration failed.

*mc* Identifies the module issuing the message.

**System action:** IMS Connect continues to run normally. The IMSplex is still available for uses other than for command processing. However, command processing is not available through the OM API.

**User response:** The registration failure is likely caused by either the Operations Manager or the Structured Call Interface (SCI) component of the IMSplex being unavailable or not in a ready state.

If you do not want to use command support through the OM API, no action is necessary.

Otherwise, complete any of the following actions, which cause IMS Connect to try command registration again:

- Stop communication with the IMSplex by using the STOPIP or an equivalent command, and then restart communication with the IMSplex by using the STARTIP or an equivalent command.
- Cancel and restart OM.
- Cancel and restart SCI.

IMS Connect might also issue the HWSI1665E message, which you can use to determine why the registration attempt failed.

**Module:** OREG HWSOREG0

**Related information:**

“HWSI1665E” on page 366

---

**HWSI1660E CSLMREG REQUEST FAILED, VERB=*vvvvvvvvvvvvvvvv* KEYWORD=*kkkkkkkkkkkkkkkk* CC=*cccccccc* OM=*omname*; M=*mc***

**Explanation:** IMS Connect tried to register its command set to the Operations Manager (OM)

## HWSI1665E • HWSI1705W

component of an IMSplex, but the registration request failed for this command and keyword combination.

In the message text:

*vvvvvvvvvvvvvvvvvv*

Identifies the command that was registered with OM.

*kkkkkkkkkkkkkkkkkk*

Identifies the keyword that was registered with OM.

*cccccccc*

Identifies the completion code for the command and keyword registration. The *cccccccc* values are defined in the CSLORR macro.

*omname*

Identifies the name of the OM where command registration failed.

*mc*

Identifies the module issuing the message.

**System action:** IMS Connect continues to attempt to register the rest of its commands to OM. IMS Connect continues to run normally. The IMSplex is still available for uses other than for command processing and might still be available for command processing for other command and keyword combinations.

**User response:** The registration failure can be a temporary internal error or a communications error. Complete any of the following actions, which cause IMS Connect to try command registration again:

- Stop communication with the IMSplex by using the STOPIP or an equivalent command, and then restart communication with the IMSplex by using the STARTIP or an equivalent command.
- Cancel and restart OM.
- Cancel and restart SCI.

If the problem persists, gather the necessary diagnostic data and call IBM Software Support for assistance.

**Module:** OREG HWSOREG0

**HWSI1665E** *macroname* **REQUEST FAILED FOR IMSPLEX=imsplex; R=rrrrrrrr S=ssssssss; M=mc**

**Explanation:** IMS Connect received an unexpected return code, reason code, or both from a Common Service Layer (CSL) service request.

In the message text:

*macroname*

Identifies the name of the failing service macro.

*imsplex*

Identifies the name of the IMSplex where the request was issued.

*rrrrrrrr*

Identifies the return code from the service.

*ssssssss*

Identifies the reason code from the service.

*mc*

Identifies the module issuing the message.


**System action:** If this error occurs during IMS Connect initialization, the system might end abnormally. Otherwise, the current process is rejected and online processing continues.

**User response:** Determine the return and reason code that is causing the process to fail. If this condition is temporary, retry the process. If necessary, restart the communication with the IMSplex.


- Stop communication with the IMSplex by using the STOPIP or an equivalent command, and then restart communication with the IMSplex by using the STARTIP or an equivalent command.
- Cancel and restart OM.
- Cancel and restart RM.
- Cancel and restart SCI.

**Module:** OREG HWSOREG0, ORMS HWSORMS0

**Related concepts:**

 How to interpret CSL request return and reason codes (System Programming APIs)

**Related reference:**

 STOPIP command (Commands)

 STARTIP command (Commands)

---

### HWSI1705W GETMAIN FOR CTOKEN AND REGISTRATION CONTROL BUFFER FAILED; R=rc, S=sc, M=mc

**Explanation:** The storage buffer could not be allocated.

- *rc* identifies the return code.
- *sc* identifies the service code. Service codes contain codes that identify specific errors or codes returned by called services that failed the request.
- *mc* identifies the module issuing the message.

See the following table for an explanation of service and return codes.

*Table 30. Service and return code explanation for HWSI1705W*

Service code	Brief explanation	Return code	Meaning
GETCTOKN	BPEGETM, the system service used to acquire the CTOKEN failed.	4	An incorrect or unsupported subpool is specified or there is no storage available.

**System action:** This message issued and IMS Connect continues to run.

**System programmer response:** This is probably a storage error. Ensure that the region size for IMS Connect is large enough. If the error recurs, search the problem-reporting databases to find a correction for the problem. If none exists, contact the IBM Software Support. Provide JCL, SYSLOG, and dump, if available.

**Module:** OMXO HWSOMXOT



**HWSI1720W REGISTRATION TO SCI FAILED FOR  
IMSPLEX=*ipid*; R=*rc*, S=*sc*, M=*mc***

**Explanation:** An IMS Connect attempt to register with the Structure Call Interface (SCI) has failed. This problem might be because the SCI address space has not been started. As soon as SCI is started, the IMS Connect command OPENIP for the named IMSplex (ID=*name* that was specified in the configuration file) can be issued.

- *ipid* identifies the IMSplex.
- *rc* identifies the return code.
- *sc* identifies the service code. Service codes contain codes that identify specific errors or codes returned by called services that failed the request.
- *mc* identifies the module issuing the message.

See the following table for an explanation of the service and return code:

Table 31. Service and return code explanation for HWSI1720W

IMSPlex name	Return code	Reason code
ID name specified in the IMS Connect configuration file	See the information about CSL codes and CSL SCI requests for more information about SCI and OM return and reason codes.	

**System action:** This message is issued and IMS Connect continues to run.

**System programmer response:** See the information about CSL codes and CSL SCI requests to determine the SCI reason for the registration failure.

**Module:** OMXO HWSOMXOT

**Related concepts:**

 CSL SCI requests (System Programming APIs)

**Related reference:**

 CSL codes (Messages and Codes)

**HWSI1754W UNABLE TO NOTIFY IMSPLEX=*ipdi*,  
SCHEDULER OF COMMUNICATION  
ERROR; R=*rc*, S=*sc*, M=*mc***

**Explanation:** IMS Connect is unable to obtain required storage to process the request, and is unable to notify the scheduler.

- *ipdi* identifies the IMSplex.
- *rc* identifies the return code.
- *sc* identifies the service code. Service codes contain codes that identify specific errors or codes returned by called services that failed the request.
- *mc* identifies the module issuing the message.

See the following table for an explanation of service and return codes:

Table 32. Service and return code explanation for HWSI1754W

Service code	Short explanation	Return code	Meaning
GETFWEB	BPECBGET, the system service used to acquire an FWE to notify all data stores to close.	4	An incorrect CBTE address is passed to the CB get routine. This is an internal system error.
		8	Storage is unavailable to satisfy the request.

**System action:** This message is issued and IMS Connect continues to run.

**System programmer response:** This is probably a storage error. Ensure that the region size for IMS Connect is large enough. If the error recurs, search the problem-reporting databases to find a correction for the problem. If none exists, contact IBM Software Support. Provide the JCL, SYSLOG, and memory dump if available.

**Module:** OMXM HWSOMXMT

**HWSI1815W DEREGISTRATION FAILED FOR  
MEMBER=*member*; R=*rc*, S=*sc*, M=*mc***

**Explanation:** An attempt to deregister is unsuccessful.

In the message text:

*member* The IMS Connect IMSplex member name.  
*rc* The return code from the CSLSCDRD request.  
*sc* The service code. Service code contains codes that identify specific errors or codes returned by called services that failed the request.  
*mc* The module issuing the message

**System action:** This message is issued and IMS Connects continues to run.

**System programmer response:** Use the return code to determine the problem and correct it.

**Module:** OMXC HWSOMXCN

**Related reference:**

 CSLSCDRG: deregistration request (System Programming APIs)

**HWSI1816W THE SCI IS NOT AVAILABLE:  
MEMBER=*ipdi*, STATE=*st*, M=*mc***

**Explanation:** The SCI address space has terminated.

- *ipdi* identifies the IMSplex.
- *st* identifies the SCI state.

- DISC - Disconnected. The SCI address space was present; however, it has been terminated, either normally or abnormally.
- *mc* identifies the module issuing the message.

**System action:** This message is issued and IMS Connect continues to run.

**System programmer response:** An SCI request has been rejected. The SCI has been terminated by means other than an IMS Connect STOPIP command. The SCI needs to be restarted.

**Module:** OMXC HWSOMXCN

**HWSJ2500E FUNCTION WORK ELEMENT PROCESSING FAILED; FUNC=*fn*, R=*rc*, S=*sc*, M=*mc*.**

**Explanation:** The function work element (FWE) cannot be processed. The FWE requests work between and within the components. This structure contains the function and parameters that a service requires for processing.

In the message text:

- *func* identifies the function requested.
- *mc* identifies the module issuing the message.
- *rc* identifies the return code.
- *sc* identifies the service code. Service codes can contain either codes that more specifically identify the error, or codes returned by called services that failed the request.

See the following table for an explanation of service and return codes:

*Table 33. Service and return code explanation for HWSJ2500E*

Service code	Short explanation	Return code	Meaning
INVFUNC	The function requested in the FWE is incorrect.	4	This is a processing error.

**System action:** This message is issued and, if possible, the requester of the function is notified. Otherwise, the FWE is freed. In all cases, IMS Connect continues to run. The request message in progress is discarded.

**System programmer response:** This problem is probably an internal error. Search the problem-reporting database to find a correction for the problem. If none exists, contact IBM Software Support. Provide the JCL, SYSLOG, and dump, if available.

**Module:** MCVC - HWSMCVC0

**HWSJ2510W IMS CONNECT WAS UNABLE TO NOTIFY ORIGIN=*portid* *clientid* OF MESSAGE FAILURE; R=*rc*, S=*sc*, M=*mc*.**

**Explanation:** IMS Connect is unable to notify the named TCP/IP client about an error that has occurred while processing a request message that IMS Connect has received.

In the message text:

- *clientid* identifies the TCP/IP client.
- *mc* identifies the module issuing the message.
- *portid* identifies the TCP/IP port.
- *rc* identifies the return code.
- *sc* identifies the service code. Service codes can contain either codes that more specifically identify the error, or codes returned by called services that failed the request.

See the following table for an explanation of service and return codes:

*Table 34. Service and return code explanation for HWSJ2510W*

Service code	Short explanation	Return code	Meaning
GETFWEB	BPECBGET, the system service used to acquire an FWE for queuing of messages. The FWE is used as the queuing structure and the message is anchored off the FWE.	4	An incorrect CBTE address is passed to the CB get routine. This problem is an internal system error.
GETMFAIL	BPEGETM, the system service used to acquire storage to build a message to be sent back to the client.	4	Storage is unavailable to satisfy the request.
GETC01K	BPECBGET, the system service used to acquire storage build the error message.	4	An incorrect CBTE address is passed to the CB get routine. This problem is an internal system error.

**System action:** This message is issued and IMS Connect continues to run. The request message in progress is discarded.

**System programmer response:** This error can occur when not enough storage is available to complete the process. If the problem persists, search the problem-reporting databases to find a correction for the

problem. If none exists, contact IBM Software Support. Provide the JCL, SYSLOG, and dump if available.

**Module:** MCVV – HWSMVCV0; MREC – HWSMREC0, MRE4 – HWSMRE40

**HWSJ2520E** IMS CONNECT HAS FAILED TO RECEIVE OR SEND A MESSAGE FROM CLIENT=*portid clientid* TO ODBM=*odbm*; R=*rc*, S=*sc*, CP=*cp*, M=*mc*

**Explanation:** IMS Connect is either unable to receive a message from the named TCP/IP client or to send a message to the Open Database Manager (ODBM).

In the message text:

*portid* The TCP/IP port.

*clientid* The TCP/IP client.

*odbm* The targeted ODBM.

*rc* The return code.

*sc* The service code. Service codes can contain either codes that more specifically identify the error, or codes returned by called services that failed the request.

*cp* The DDM code point of the command originally submitted by the client.

*mc* The module issuing the message.

See the following table for an explanation of service and return code:

*Table 35. Service and return code explanation for HWSJ2520E*

Service code	Short explanation	Return code	Meaning
DSCLOSE	All ODBMs are becoming inactive. This situation could result from a CLOSEHWS command that is shutting down IMS Connect.	12	This is a processing error.
DUPECLNT	A duplicate Client ID has been detected.	8	Client ID must be unique.
FREEFAIL	HWSFSTOR, the system service used to release storage.	4	Failure to release the storage.
GETAWE	BPECBGET, the system service used to acquire an AWE for queuing of an RRS request to the RRS AWE server.	4	An AWE is unavailable to satisfy the request.

*Table 35. Service and return code explanation for HWSJ2520E (continued)*

Service code	Short explanation	Return code	Meaning
GETFWEB	BPECBGET, the system service used to acquire an FWE for queuing of messages. The FWE is used as the queuing structure and the message is anchored off the FWE.	4	An incorrect CBTE address is passed to the CB get routine. This problem is an internal system error.
GETMFAIL	BPEGETM, the system service used to acquire storage to build a message to be sent back to the client.	4	Storage is unavailable to satisfy the request.
INVLDFUC	Invalid RRS function is received.	4	RRS function must be one of the following values: PREPARE COMMIT BACKOUT NEUWOR FORGET RECOVER
NFNDDST	Unit of recovery control block cannot be found.	4	This is a processing error.
NFNDUOR	Unit of recovery control block cannot be found.	4	This is a processing error.
NOTACTV	The ODBM is not active.	8	This is a processing error.
RRSNAVAIL	The RRS environment in IMS Connect has not been set up or IMS Connect did not complete the restart with RRS.	4	This is a processing error.
SHUTDOWN	A CLOSEHWS command has been issued. IMS Connect termination is in process.	8	Termination in process.

Table 35. Service and return code explanation for HWSJ2520E (continued)

Service code	Short explanation	Return code	Meaning
STP/CLSE	ODBM is stop or close process.	4	This is a processing error.
TRANSMIT	Failure to send the RRS response back to the client.	4	This is a processing error.

**System action:** This message is issued and IMS Connect continues to run. The request message in progress is discarded.

**System programmer response:** The response can vary depending on the service code.

For service codes DSCLOSE, NFNDST, NOTACTV, SHUTDOWN, and STP/CLSE, the ODBM is no longer active or connected to IMS Connect. Investigate why the ODBM was terminated, or if a STOPDS command was issued.

For service codes DUPECLNT, a second client connects to IMS Connect with the same Client ID currently identified to IMS Connect. The client might have disconnected and reconnected with the same Client ID. However, IMS Connect is not aware of the disconnection because the client is in a CONN state waiting for a response from IMS.

For service code FREEFAIL, GETAWE, GETFWEB, and GETMFAIL, there is not enough storage available to complete the process. If the problem persists, search the problem-reporting databases to find a correction for the problem. If none exists, contact IBM Software Support. Provide the JCL, SYSLOG, and dump if available.

For service code RRSNAVAIL, investigate why the RRS is not enabled in IMS Connect.

For service code TRANSMIT, this problem is probably an internal error. Search the problem-reporting database to find a correction for the problem. If none exists, contact IBM Software Support. Provide the JCL, SYSLOG, and dump, if available.

**Module:** MRE4 – HWSMRE40

---

**HWSJ2530W A CONNECTION FOR A CLIENT ACCESSING IMS DB TIMED OUT; PORT=*portid*, CLIENT=*clientid*, ODBM=*odbm*, CP=*cp*, M=*mc***

**Explanation:** A connection between IMS Connect and a client timed out before the CSL Open Database Manager (ODBM) returned a reply from an IMS database to IMS Connect.

In the message text:

*portid* The DRDA port that the client was using.

*clientid* The client ID of the client that was using the terminated socket.

*odbm* The instance of ODBM from which IMS Connect was expecting a reply.

*cp* The codepoint of the DDM command originally submitted by the client.

*mc* The module issuing the message.

**System action:** The TCP/IP socket is terminated and IMS Connect continues to run. If IMS Connect receives the reply from IMS after the socket is terminated, IMS Connect discards the reply message.

**System programmer response:** Determine if ODBM, SCI, and IMS are active. If they are all active, restore the connection between the client and IMS Connect and resend the request. If any one of ODBM, SCI, and IMS are not active, restart the inactive system, reconnect the client, and resend the request.

**Programmer response:** Initiate a new connection and resubmit the database request.

**Module:** MCVV – HWSMVCV0

---

**HWSJ2540E UNABLE TO SEND A DATABASE DEALLOCATION REQUEST TO ODBM=*odbm*; C=*clientid*, R=*rc*, S=*sc*, P=*portid*, M=*mc***

**Explanation:** IMS Connect was unable to send an internal database deallocation request to the Open Database Manager (ODBM). The service code identifies the cause of failure.

In the message text:

*odbm* The target ODBM

*clientid* The client ID

*rc* The return code

*sc* The service code

*portid* The port ID

*mc* The module issuing the message

See the following table for an explanation of service and return codes:

Table 36. Service and return code explanation for HWSJ2540W

Service code	Short explanation	Return code	Meaning
DSCLOSE	All ODBMs are becoming inactive. This situation can result from a CLOSEHWS command that is shutting down IMS Connect.	12	This is a processing error.

Table 36. Service and return code explanation for HWSJ2540W (continued)

Service code	Short explanation	Return code	Meaning
NFNDDST	The data store table cannot be found. This table maintains the activity of a data store.	4	This is a processing error.
NOTACTV	The ODBM is not active.	8	This is a processing error.
SHUTDOWN	A CLOSEHWS command has been issued. IMS Connect termination is in process.	8	Termination in process.
STP/CLSE	ODBM is in stop or close process.	4	This is a processing error.
TRANSMIT	Failure to send the RRS response back to the client.	4	This is a processing error.

**System action:** This message is issued and IMS Connect continues to run. The TCP/IP socket is terminated.

**System programmer response:** If this problem is a storage error, ensure that the region size for IMS Connect is large enough. If the error recurs, search the problem-reporting databases to find a correction for the problem. If none exists, contact IBM Software Support. Provide the JCL, SYSLOG, and memory dump, if available.

**Module:** MREC – HWSMREC0

---

#### HWSJ2700W UNABLE TO NOTIFY ODBM=*odbm* OF MESSAGE FAILURE; R=*rc*, S=*sc*, M=*mc*

**Explanation:** IMS Connect is unable to notify the Open Database Manager (ODBM) about an error that has occurred while processing a reply message.

In the message text:

*odbm* The targeted ODBM.  
*rc* The return code.  
*sc* The service code. Service codes can contain either codes that more specifically identify the error, or codes returned by called services that failed the request.  
*mc* The module issuing the message.

See the following table for an explanation of service and return codes:

Table 37. Service and return code explanation for HWSJ2700W

Service code	Short explanation	Return code	Meaning
GETFWEB	BPECBGET, the system service used to acquire an FWE for queuing of messages. The FWE is used as the queuing structure and the message is anchored off the FWE.	4	An incorrect CBTE address is passed to the CB get routine. This problem is an internal system error.
GETMFAIL	BPEGETM, the system service used to acquire storage to build a message to be sent back to the client.	4	Storage is unavailable to satisfy the request.
GETC01K	BPECBGET, the system service used to acquire storage to build the error message.	4	An incorrect CBTE address is passed to the CB get routine. This problem is an internal system error.

**System action:** This message is issued and IMS Connect continues to run. The request message in progress is discarded.

**System programmer response:** This problem is probably a storage error. Ensure that the region size for IMS Connect is large enough. If the error recurs, search the problem-reporting databases to find a correction for the problem. If none exists, contact IBM Software Support. Provide the JCL, SYSLOG, and memory dump, if available.

**Module:** MXMT - HWSMXMT0

---

#### HWSJ2710W IMS CONNECT FAILED TO RELEASE STORAGE; R=*rc*, B=*bn*, A=*a*, M=*mc*

**Explanation:** The IMS Connect ODBM socket components are unable to release storage for internal buffers.

In the message text:

*rc* Return code from z/OS for a z/OS FREEMAIN failure.  
*bn* Buffer name  
*a* Address of the buffer  
*mc* Module that issues the message

**System action:** This message is issued and IMS

Connect continues to run. The requested message in progress is discarded.

**System programmer response:** This problem is probably a storage error. Ensure that the region size for IMS Connect is large enough. If the error recurs, search the problem-reporting databases to find a correction for the problem. If none exists, contact IBM Software Support. Provide the JCL, SYSLOG, and memory dump if available.

**Module:** MXMT - HWSMXMT0

#### HWSJ2740E THE ROUTING EXIT FAILED TO INITIALIZE; R=rc, S=rsn, M=mc

**Explanation:** The routing exit IMS Connect DB Routing user exit (HWSROUT0) failed to initialize. The reason code identifies the cause of failure.

In the message text:

*rc* Return code  
*rsn* Reason code  
*mc* Module that issued the message

The return and reason codes are defined in your IMS Connect DB routing user exit.

**System action:** IMS Connect continues to function. The IMS Connect DB routing user exit is disabled.

**System programmer response:** Investigate the return code and reason codes, and check with the owner of the exit.

**Module:** SDOP – HWSSDOPN

#### HWSK2800E THE WAITING ECB FAILED; F=fn, C=pc, M=mc

**Explanation:** The IMS Connect TCP/IP driver is informed of an unsuccessful post code.

In the message text:

*fn* Identifies the function performed.  
*mc* The module issuing the message.  
*pc* Identifies the post code set by IMS Connect.

**System action:** IMS Connect continues to run.

**System programmer response:** This error is probably an internal error. Check the post code for the possible cause.

Search the problem reporting database to find a correction for the problem. If none exists, contact IBM Software Support. Provide the JCL, SYSLOG, and memory dump, if available.

**Module:** MRCV – HWSMDRCV

**Related reference:**

 IMS Connect post codes (Messages and Codes)

#### HWSK2805E TCP/IP SOCKET FUNCTION CALL

FAILED; F=fn, R=rc, E=ec, C=cl, P=portid, M=mc

**Explanation:** IMS Connect TCP/IP is unable to perform the specified socket function. If a TCP/IP socket function call fails while IMS Connect is shutting down, the event is not considered an error. In that case, HWSK2805I is issued instead of this message.

In the message text:

*fn* Identifies the TCP/IP socket function call.  
*rc* Identifies the TCP/IP return code.  
*ec* Identifies the TCP/IP error code.  
*cl* Identifies the TCP/IP client.  
*portid* Identifies the TCP/IP port.  
*mc* The module issuing the message.


**System action:** IMS Connect continues to run.

**System programmer response:** For the possible cause of the specified return code and error code, see either the *z/OS UNIX System Services Message and Codes* (SA22-7807) or, for the TCP/IP Macro API, the *z/OS Communications Server IP Sockets Application Programming Interface Guide and Reference* (SC31-8788).

**Module:** MRCV – HWSMDRCV

**Related reference:**

 [z/OS: z/OS UNIX System Services return codes](#)

 [z/OS: Macro application programming interface](#)

**Related information:**

“HWSK2805I”

#### HWSK2805I TCP/IP SOCKET FUNCTION CALL FAILED; F=fn, R=rc, E=ec, M=mc

**Explanation:** IMS Connect TCP/IP is unable to perform the specified socket function. HWSK2805I is issued during shutdown of IMS Connect. If a TCP/IP socket call fails at any time other than during normal shutdown processing, HWSK2805E is issued instead of this message.

In the message text:

*cl* Identifies the TCP/IP client.  
*ec* Identifies the TCP/IP error code.  
*fn* Identifies the TCP/IP socket function call.  
*mc* The module issuing the message.  
*portid* Identifies the TCP/IP port.  
*rc* Identifies the TCP/IP return code.

**System action:** IMS Connect continues to run.

**System programmer response:** For the possible cause of the specified return code and error code, see either the *z/OS Unix System Services Message and Codes* (SA22-7807) or, for the TCP/IP Macro API, the *z/OS Communications Server IP Sockets Application Programming Interface Guide and Reference* (SC31-8788).

**Module:** MRCV – HWSMDRCV

**Related reference:**

➔ z/OS: z/OS UNIX System Services return codes

➔ z/OS: Macro application programming interface

**Related information:**

“HWSK2805E” on page 372

---

**HWSK2810E TCP/IP ASYNCHRONOUS FUNCTION CALL FAILED; F=*fn*, R=*rc*, E=*ec*, M=*mc***

**Explanation:** TCP/IP rejected the request for asynchronous function processing.

In the message text:

*ec* Identifies the TCP/IP error code.  
*fn* Identifies the TCP/IP socket function call.  
*mc* The module issuing the message.  
*rc* Identifies the TCP/IP return code.

**System action:** IMS Connect continues to run.

**System programmer response:** For the possible cause of the specified TCP/IP return and error codes, see the *z/OS UNIX System Services Messages and Codes* (SA22-7807).

**Module:** MRCV – HWSMDRCV

**Related reference:**

➔ z/OS: z/OS UNIX System Services return codes

---

**HWSK2815E TCP/IP INTERNAL ERROR; F=*fn*, R=*rc*, E=*ec*, M=*mc***

**Explanation:** TCP/IP is unable to perform the specified socket function.

In the message text:

*ec* Identifies the TCP/IP error code.  
*fn* Identifies the TCP/IP socket function call.  
*mc* The module issuing the message.  
*rc* Identifies the TCP/IP return code.

**System action:** IMS Connect continues to run.

**System programmer response:** For the possible cause of the specified TCP/IP return and error codes, see the *z/OS UNIX System Services Messages and Codes* (SA22-7807).

**Module:** MRCV – HWSMDRCV

---

**HWSK2820W FAILED TO OBTAIN STORAGE; R=*rc*, B=*bn*, M=*mc***

**Explanation:** The IMS Connect ODBM socket driver for the CSL Open Database Manager (ODBM) is unable to get storage for internal buffers. This error can occur when not enough storage is available to complete the process.

In the message text:

*rc* The return code returned by z/OS for an z/OS GETMAIN failure.

*bn* The buffer name  
*mc* The module issuing the message.

**System action:** IMS Connect continues to run.

**System programmer response:** If the problem persists, search the problem-reporting databases to find a correction for the problem. If none exists, contact the IBM Software Support. Provide the JCL, SYSLOG, and memory dump if available.

**Module:** MRCV – HWSMDRCV

---

**HWSK2825E A DDM COMMAND IS INCOMPLETE; C=*cl*, P=*portid*, M=*mc***

**Explanation:** An IMS Connect client closed a TCP/IP socket connection before any of the data for an incoming message was received. This error can occur when either of the following TCP/IP values is specified:

- SO\_LINGER=Y,VALUE=0
- SO\_LINGER=NO

In the message text:

*cl* Client ID. If *cl* contains blanks, the client ID is not available.  
*portid* DRDA port on which the DDM command was received  
*mc* Module that issued the message

**System action:** The request message is discarded and IMS Connect continues to run.

**System programmer response:** If this error occurred because the TCP/IP values were SO\_LINGER=Y,VALUE=0 or SO\_LINGER=NO, change the TCP/IP values to SO\_LINGER=Y,VALUE=10. The VALUE parameter can be any value other than 0. Otherwise, determine why the client application terminated the socket.

**Module:** MRCV – HWSMDRCV

---

**HWSK2830E INVALID LENGTH SPECIFIED IN THE DDM COMMAND HEADER; L=*ll*, C=*cl*, P=*portid*, M=*mc***

**Explanation:** The length field in the header (DSSHDR) of a distributed data management (DDM) command that was received by IMS Connect contains an invalid value. Messages can be from 10 bytes to 32,767 bytes, inclusive, in length. The value that is specified in the length field must equal the exact length of data that is sent.

In the message text:

*ll* Length currently specified in the message prefix  
*cl* Client ID of the DDM source server  
*portid* DRDA port on which the DDM command was received  
*mc* Module that issued the message

**System action:** The request message is discarded and IMS Connect continues to run.

**Programmer response:** Correct the error in the client application program.

**Module:** MRCV – HWSMDRCV

**HWSK2835E INVALID DDM COMMAND LENGTH IS SPECIFIED; L=ll, C=cl, P=portid, M=m**

**Explanation:** The total Distributed Data Management (DDM) command length is not equal to the total length of the Data Stream Structure (DSS) minus the DSS header length. A valid DDM command length value must be equal to the exact DSS length minus the DSS header length of 6 bytes.

In the message text:

*cl* Client ID  
*ll* DDM command length that was specified in the message prefix.  
*m* Module that issued the message.  
*portid* Identifies the DRDA port on which the DDM command was received.

**System action:** The message is discarded and IMS Connect continues to run.

**Programmer response:** Correct the problem in the DDM source application program or the DDM source server.

**Module:** MRCV – HWSMDRCV

**HWSK2840E INVALID DDM SERVER CLASS NAME IS SPECIFIED; C=cl, P=portid, M=mc**

**Explanation:** You specified an invalid distributed data management (DDM) target server class name. Either the required SRVCLSNM code point is not specified in the EXCSAT DDM command, or the value of SRVCLSNM is not the text string DFS. DFS is the only server class name that is supported by IMS.

In the message text:

*cl* Client ID of the DDM source server  
*portid* DRDA port on which the DDM command was received  
*mc* Module that issued the message.

**System action:** The message is discarded and IMS Connect continues to run.

**Programmer response:** Modify the DDM source server to specify DFS as the value for SRVCLSNM in the EXCSAT command.

**Module:** MRCV – HWSMDRCV

**HWSK2845E A DDM COMMAND IS ISSUED OUT OF ORDER; C=cl, CP=cp, P=portid, M=mc**

**Explanation:** A distributed data management (DDM) source server submitted a DDM command or other code point in a sequence that is not supported by the IMS target server. For example, an OPNQRY command cannot be submitted before an ACCRDB command is submitted.

In the message text:

*cl* Client ID of the DDM source server  
*cp* Code point that identifies the command that was submitted out of order  
*portid* DRDA port on which the DDM command was received  
*mc* Module that issued the message

**System action:** IMS Connect discards the message and continues to run.

**System programmer response:** Modify the DDM source server to submit the DDM commands in the order that is supported by IMS as the DDM target server.

**Module:** MRCV – HWSMDRCV

**HWSK2850E THE REQUIRED DDM COMMAND INSTANCE VARIABLE IS MISSING; C=cl, CP=cp, P=portid, M=mc**

**Explanation:** A required variable is missing from a distributed data management (DDM) command. For example, if the SECMEC variable is omitted from the ACCSEC command.

In the message text:

*cl* Client ID of the DDM source server  
*cp* Code point of the variable that is missing from the DDM command  
*mc* Module that issued the message.  
*portid* DRDA port on which the DDM command was received.

**System action:** IMS Connect discards the message and continues to run.

**Programmer response:** Modify the DDM source server to include the required parameter in the DDM command.

**Module:** MRCV – HWSMDRCV

**HWSK2855E A DDM COMMAND INSTANCE VARIABLE CONTAINS INVALID DATA; C=cl, CP=cp, P=portid, M=mc**

**Explanation:** A distributed data management (DDM) command variable contains non-alphanumeric data. For example, the variable USRID on the DDM SECCHK command must contain only alphanumeric characters.

In the message text:



*cl* Client ID of the DDM source server  
*cp* Code point of the variable that contains invalid data  
*portid* DRDA port on which the DDM command was received  
*mc* Module that issued the message

**System action:** IMS Connect discards the message and continues to run.

**Programmer response:** Modify the variable at the DDM source server to include the required data.

**Module:** MRCV – HWSMDRCV

**HWSK2860E A DDM COMMAND INSTANCE VARIABLE DOES NOT CONTAIN REQUIRED DATA; C=*cl*, CP=*cp*, P=*portid*, M=*mc***

**Explanation:** A distributed data management (DDM) command parameter does not contain required data or the data portion of the parameter is missing.

In the message text:

*cl* Client ID of the DDM source server  
*cp* Code point of the DDM command parameter that is missing the required data  
*portid* DRDA port on which the DDM command was received  
*mc* Module that issued the message

**System action:** IMS Connect discards the message and continues to run.

**Programmer response:** Modify the variable at the DDM source server to include the required data.

**Module:** MRCV – HWSMDRCV

**HWSK2865E SECURITY VIOLATION; R=*rc*, C=*cl*, U=*uid*, RACFRC=*rrc*, RACFRS=*rsn*, M=*mc***

**Explanation:** RACF verification failed for the user ID and password from a client. The user ID and password were contained in the SECCHK DDM command.

In the message text:

*rc* SAF return code.  
*cl* Client ID. This field contains blanks if the client ID is not available.  
*uid* The user ID.  
*rrc* RACF return code.  
*rsn* RACF reason code  
*mc* Module that issued the message.

Return codes (decimal): See the RACROUTE REQUEST=VERIFY macro return and reason codes for R=*rc*, RACFRC=*rrc*, and RACFS=*rrs* values.

**System action:** This message is issued and IMS Connect continues to run. The request message is discarded.

**System programmer response:** No action is required.

**Module:** MRCV – HWSMDRCV

**Related reference:**

➡ z/OS: RACF RACROUTE REQUEST=VERIFY return codes and reason codes

**HWSK2870E DUPLICATE ACCESS DATABASE COMMAND ACCRDB IS DETECTED; C=*cl*, P=*portid*, M=*mc***

**Explanation:** IMS Connect has determined that a distributed data management (DDM) ACCRDB command was submitted before the database connection established by a previous ACCRDB command was closed by a DEALLOCDB command. Currently, access to only one database at a time is allowed on each socket connection.

In the message text:

*cl* Identifies the client ID. If *cl* contains blanks, the client ID is not available.  
*portid* Identifies the DRDA port on which the DDM command was received.  
*mc* The module issuing the message.

**System action:** The request message is discarded and IMS Connect continues to run.

**System programmer response:** No action is required.

**Programmer response:** If the ACCRDB command was issued by an application program that is using an IMS DB API, such as the JCA-compliant IMS database resource adapter (DRA), the type-4 JDBC driver for IMS, or the Java API for DL/I, this problem is an internal error. Contact IBM Software Support.

**(DRDA programmer)** If the ACCRDB command was issued by a user-written Distributed Relational Database Architecture™ (DRDA) DDM source server, modify the DDM source server either to issue a DEALLOCDB command to deallocate the current PSB before attempting to establish another connection to the database or to wait until the current database connection terminates before issuing the ACCRDB command.

**Module:** MRCV – HWSMDRCV

**HWSK2875W NO ODBM IS AVAILABLE FOR MESSAGE ROUTING; C=*cl*, IMSA=*alias*, P=*portid*, M=*mc***

**Explanation:** An IMS Connect client submitted a message that IMS Connect cannot deliver to Open Database Manager (ODBM) for processing for one of the following reasons:

- The specified IMS alias is not associated with any instance of ODBM that is known to IMS Connect.
- The specified IMS alias is inactive on all ODBM instances that are known to IMS Connect.

## HWSK2880E • HWSK2900E

In the message text:

*cl* Client ID of the DDM source server  
*alias* IMS alias name that is specified on the DDM message received by IMS Connect  
*portid* DRDA port on which the DDM command was received  
*mc* Module that issued the message

**System action:** IMS Connect discards the message and continues to run.

**Operator response:** Determine the status of the IMS alias in question and its associated ODBM instance by issuing any of the following IMS Connect commands:

VIEWHWS  
 VIEWDS ALL  
 QUERY MEMBER  
 QUERY DATASTORE NAME(\*)

**System programmer response:** Confirm that the alias name for the IMS data store is specified correctly on the CSLDCxxx PROCLIB member.

**Programmer response:** Confirm that the IMS alias name is specified correctly by the DDM source server.

**Module:** MRCV – HWSMDRCV

**HWSK2880E RRS REQUEST FAILED; C=*cl*, CP=*cp*, P=*portid*, M=*mc***

**Explanation:** IMS Connect issued a request to z/OS Resource Recovery Services (RRS) and the request failed. This message is accompanied by message HWSR0698W message, which contains the RRS return code.

In the message text:

*cl* Identifies the client ID. If *cl* contains blanks, the client ID is not available.  
*cp* The codepoint of the DDM command for which IMS Connect issues the RRS request.  
*mc* The module issuing the message.  
*portid* Identifies the DRDA port on which the DDM command was received.

**System action:** The request message is discarded and IMS Connect continues to run.

**System programmer response:** Review the contents of the HWSR0698W message issued with this message. If the RRS reason code contained in HWSR0698 is RRSNAVIL, check the status of RRS. This problem is likely an internal error.

**Module:** MRCV – HWSMDRCV

**Related information:**

“HWSR0698W” on page 404

**HWSK2885E THE DDM COMMAND ACCRDB WAS NOT ISSUED BEFORE ATTEMPTING TO ACCESS A DATABASE; C=*cl*, CP=*cp*, P=*portid*, M=*mc***

**Explanation:** An attempt to access a database was not preceded by the ACCRDB command. The ACCRDB command must be issued to allocate a database before that database can be accessed. For example, before the OPNQRY command can be issued, the ACCRDB command must be issued.

In the message text:

*cl* Client ID of the DDM source server  
*cp* Code point of the parameter that is missing from the DDM command  
*portid* DRDA port on which the DDM command was received  
*mc* Module that issued the message

**System action:** IMS Connect discards the message and continues to run.

**Programmer response:** Modify the DDM source server to submit the DDM commands in the order that is required by the IMS target server.

**Module:** MRCV – HWSMDRCV

**HWSK2900E AN INVALID IMS ALIAS IS SPECIFIED; C=*cl*id, P=*portid*, s=*sc*, M=*mc***

**Explanation:** The client application issued a database allocation request, but it either did not provide a required IMS ALIAS or provided one whose length was not equal to 4.

In the message text:

*cl*id Client ID  
*portid* Port ID  
*sc* Reason code  
*mc* Module that issued the message

See the following table for an explanation of service and return codes:

Table 38. HWSK2900E service and return codes

Code	Short explanation	Meaning
NOALIAS	No alias is specified.	This problem is a processing error.
INVLDNA	The specified alias is not a 4 character name.	This problem is a processing error.

**System action:** This message is issued and IMS Connect continues to run. The TCP/IP socket is terminated.

**System programmer response:** No action is required.

**Programmer response:** Ensure that the application program specified a valid 4 character IMS ALIAS name.

**Module:** MDRC – HWSMDRCV

---

**HWSK2910W FAILED TO RELEASE STORAGE;**  
**R=rc, B=bn, A=a, M=mc**

**Explanation:** The IMS Connect Open Database Manager (ODBM) socket driver was unable to release storage for internal buffers.

In the message text:

*rc* Return code  
*bn* Buffer name  
*a* Address of the buffer  
*mc* Module that issued the message

**System action:** This message is issued and IMS Connect continues to run.

**System programmer response:** This problem is probably an internal error. Search the problem-reporting databases to find a correction for the problem. If none exists, contact IBM Software Support. Provide the JCL, SYSLOG, and a dump if available.

**Module:** MDRC - HWSMDRCV

---

**HWSK2915E THERE IS NO ODBM AVAILABLE FOR DATABASE ACCESS; P=portid, M=mc**

**Explanation:** The IMS Connect Open Database Manager (ODBM) socket component sent a negative reply MGRDEPRM to the exchange attributes EXCSAT request for one of the following reasons:

- There is no ODBM available.
- All ODBMs do not have associated aliases.
- No ODBM has suitable release level of handshaking.

In the message text:

*portid* The TCP/IP port  
*mc* Module that issued the message

**System action:** This message is issued and IMS Connect continues to run.

**System programmer response:** Bring up ODBM with associated aliases and proper release level of handshaking.

**Module:** MRCV - HWSMDRCV

---

**HWSK3000W FAILED TO RELEASE STORAGE;**  
**R=rc, B=bn, A=a, M=mc**

**Explanation:** The IMS Connect Open Database Manager (ODBM) socket driver is unable to release storage for internal buffers.

In the message text:

*rc* Return code for an z/OS GETMAIN failure  
*bn* Buffer name  
*a* Address of the buffer  
*mc* Module that issued the message

**System action:** This message is issued and IMS Connect continues to run.

**System programmer response:** This problem is

probably an internal error. Search the problem-reporting databases to find a correction for the problem. If none exists, contact IBM Software Support. Provide the JCL, SYSLOG, and memory dump, if available.

**Module:** MDRC - HWSMDXMT

---

**HWSK3005I TCP/IP SOCKET FUNCTION CALL**  
**FAILED; F=fn, R=rc, E=ec, C=cl, P=portid,**  
**M=mc**

**Explanation:** IMS Connect TCP/IP was unable to perform the specified socket function, identified by *fn* in the message. This message is issued during the shutdown of IMS Connect. HWSK3005E is issued during normal execution of IMS Connect.

In the message text:


*fn* TCP/IP socket function call  
*rc* TCP/IP return code  
*ec* TCP/IP error code  
*cl* Client ID  
*portid* TCP/IP port  
*mc* Module that issued the message


**System action:** This message is issued and IMS Connect continues to shut down.

**System programmer response:** For the possible cause of the specified return code and error code, see either the *z/OS Unix System Services Message and Codes (SA22-7807)* or, for the TCP/IP Macro API, the *z/OS Communications Server IP Sockets Application Programming Interface Guide and Reference (SC31-8788)*.

**Module:** MRCV - HWSMDXMT

**Related reference:**

 *z/OS: z/OS UNIX System Services return codes*

 *z/OS: Macro application programming interface*

**Related information:**

"HWSK3005E"

---

**HWSK3005E TCP/IP SOCKET FUNCTION CALL**  
**FAILED; F=fn, R=rc, E=ec, C=cl, P=portid,**  
**M=mc**

**Explanation:** IMS Connect TCP/IP was unable to perform the specified socket function, identified by *fn* in the message. This message is issued during normal execution of IMS Connect; HWSK3005I is issued during the shutdown of IMS Connect.

In the message text:

*fn* TCP/IP socket function call  
*rc* TCP/IP return code  
*ec* TCP/IP error code  
*cl* Client ID  
*portid* TCP/IP port  
*mc* Module that issued the message

**System action:** This message is issued and IMS Connect continues to run.

**System programmer response:** For the possible cause of the specified return code and error code, see either the *z/OS UNIX System Services Message and Codes* (SA22-7807) or, for the TCP/IP Macro API, the *z/OS Communications Server IP Sockets Application Programming Interface Guide and Reference* (SC31-8788).

**Module:** MRCV – HWSMDXMT

**Related reference:**

➔ z/OS: z/OS UNIX System Services return codes

➔ z/OS: Macro application programming interface

**Related information:**

“HWSK3005I” on page 377

---

**HWSK3010E TCP/IP ASYNCHRONOUS FUNCTION CALL FAILED; F=fn, R=rc, E=ec, C=cl, P=portid, M=mc**

**Explanation:** TCP/IP rejected the request for

asynchronous function processing.

In the message text:

*fn* TCP/IP socket function call  
*rc* TCP/IP return code  
*ec* TCP/IP error code  
*cl* Client ID  
*portid* TCP/IP port  
*mc* Module that issued the message

**System action:** This message is issued and IMS Connect continues to run.

**System programmer response:** For the possible cause of the specified return and error codes, see the related release of *z/OS UNIX System Services Messages and Codes* (SA22-7807).

**Module:** MRCV – HWSMDXMT

**Related reference:**

➔ z/OS: z/OS UNIX System Services return codes

**Related information:**

“HWSK3005E” on page 377

---

## HWS messages HWSL0001-HWSQ3000

This topic contains the following messages:

---

### HWSL0101I HWS CLEANUP SUCCESSFUL

**Explanation:** IMS Connect Local Option resource cleanup was successfully completed during termination.

**System action:** The message is issued and IMS Connect terminates.

**Module:** HWSRSM00

---

### HWSL0103I CLEANUP SUCCESSFUL: Client=ccccccc

**Explanation:** The IMS Connect resource manager successfully cleaned the interface storage in the client address space identified in *ccccccc*. This message is issued in the client address space.

In the message text:

*ccccccc*

The client address space name. This name is typically the job name of the web server where the client servlet is running.

**Important:** The client address space name is different from the Client ID used in the input or output of IMS Connect commands such as STOPCLNT and VIEWHWS.

**System action:** The message is issued and IMS Connect terminates.

**Module:** HWSRSM20

---

### HWSL0104W CLEANUP FAILED: CLIENT=ccccccc, RSN=rrr

**Explanation:** The IMS Connect resource manager encountered a problem while cleaning up the interface storage associated with the client in the client address space. The reason code identifies the problem. The message is issued in the client address space.

In the message text:

*ccccccc* The client address space name. This name is typically the job name of the web server (for example, IMWEBSRV) where the client servlet is running.

**Important:** The client address space is different from the Client ID that is used in the input or output of IMS Connect commands such as STOPCLNT and VIEWHWS.

*rrr*

Is one of the following reason codes:

- 104: A CGCT block was damaged.
- 108: The CCIB block was damaged.
- 10C: An error occurred when the CCIB storage was released.
- 110: A CRET block was damaged.
- 114: An error occurred when the storage for a CRET block was released.
- 118: HWSRSM20 abended for an unknown reason.
- 11C: An unknown error occurred.

**System action:** The message is issued, and IMS Connect terminates.

**System programmer response:** This error message indicates that CSA storage might not be available. Contact the IBM Software Support.

**Module:** HWSRSM20

**HWSL0105I INTF CLEANUP SUCCESSFUL:**  
Client=cccccccc

**Explanation:** Before terminating, IMS Connect successfully posted or resumed all outstanding HWS requests from the Local Option client.

In the message text:  
cccccccc

The client address space name. This name is typically the job name of the web server where the client servlet is running.

**Important:** The client address space name is different from the Client ID used in the input or output of IMS Connect commands such as STOPCLNT and VIEWHWS.

**System action:** The message is issued and IMS Connect terminates.

**Module:** HWSRSM10

**HWSL0106W INTF CLEANUP FAILED: CLIENT=**  
cccccccc, RSN=rrr

**Explanation:** When the IMS Connect address space terminated, the IMS Connect resource manager that was monitoring IMS Connect for the client failed during cleanup. The reason code identifies the problem that was encountered.

In the message text:

cccccccc The client address space name. This name is typically the job name of the web server (for example, IMWEBSRV) where the client servlet is running.

rrr Is one of the following reason codes:

- 104: The resource manager could not obtain common storage for a CXSH block to notify the client that IMS Connect terminated.
- 108: The resource manager could not schedule an SRB to the client address space to notify the client that IMS Connect terminated.
- 10C: The resource manager could not schedule an SRB to the client address space to clean up the IMS connect interface blocks.
- 110: The resource manager (HWSRSM10) terminated abnormally.

**System action:** The message is issued, and IMS Connect terminates.

**System programmer response:** If the client address

space terminates before the IMS Connect resource manager completes processing, you might receive message HWS0106W with either reason code 108 or 10C. If you do, other IMS Connect resource managers have cleaned up IMS Connect interface storage, and no action is required. If you do not, then contact the IBM Software Support. If you receive reason code 110, print the records in SYS1.LOGREC for information on the abend. Provide the JCL, SYSLOG, and dump if available.

**Module:** HWSRSM10

**HWSL0111W HWS INTERFACE ABEND** *abend\_code*  
PSW=*psw* R15=*r15* MODULE  
*module\_addr* STATUS

**Explanation:** An abend occurred in the interface between the client and IMS Connect during the processing of an IMS Connect request.

In the message text:

*abend\_code*

Identifies the abend that occurred (Sxxx for system abends and Uxxx for user abends).

*psw*

Identifies the PSW contents at the time of the abend.

*r15*

Identifies the contents of Register 15 at the time of the abend. For some abends, this value is the abend subcode.

*module\_addr*

Identifies the name of the IMS Connect interface module that detected the abend. This value is not necessarily the module that abended, but the module whose recovery routine (ESTAE or FRR) was driven because of the abend. Possible modules are:

**HWSREG20**

The abend occurred during registration with IMS Connect.

**HWSRQS00**

The abend occurred on the input side of the interface, which sends the request to the IMS Connect address space.

**HWSSRB00**

The abend occurred on the output side of the interface, which returns the result of an HWS request from IMS Connect to the client.

**Status**

Status is a text string that indicates where the abend occurred. This information is not provided for all modules. For example, if the module is HWSREG20, status is blank. If the module is HWSRQS00 or HWSSRB00, status can have the following values:

**BEFORE COPY**

The abend occurred before the requested data was copied to the IMS Connect address space.

**IN COPY**

The abend occurred while the requested data was being copied to the IMS Connect address space. This abend occurs when bad data is passed from the client.

**AFTER COPY**

The abend occurred after the data is copied and queued to the IMS Connect address space.

**STATUS UNKWN**

The FRR could not determine the status of the request when the abend occurred.

HWSRQS00 provides this additional value:

**IN ENQUEUE**

The abend occurred when the request was queued to the IMS Connect address space.

HWSR00 provides this additional value:

**IN POST**

The abend occurred when the client was being posted to wake it after a request had completed.

**System action:** The message is issued to the client application, and IMS Connect continues to run.

**System programmer response:** Save a copy of the dump product, and save or print a copy of the LOGREC records related to this abend. If the client is an IBM product, contact the IBM Software Support. If the client is not an IBM product, contact the supplier of the client.

**Module:** HWSREG20, HWSRQS00, HWSR00

---

**HWSL0281I CONNECT REJECTED FOR CLIENT=*client*, USERID=*userid*; INSUFFICIENT AUTHORITY TO HWS ICON\_NAME; RACROUTE AUTH R15=*r15*, RC=*rc*, RSN=*rsn***

**Explanation:** A client attempted to connect to IMS Connect using the local option but the client was not authorized to access IMS Connect. IMS Connect issues a RACROUTE REQUEST=AUTH call to determine if the connecting client has the appropriate authority to access IMS Connect using the local option. IMS Connect uses the job user ID of the client to perform the authorization.

- *client* refers to the client ID that is attempting to connect.
- *userid* is the user ID associated with the address space of the client. If this field contains "NONE," the client is running with no user ID specified.
- *icon\_name* refers to the IMS Connect to which the client is trying to connect.
- *r15* refers to the value in register 15 from the RACROUTE call.
- *rc* refers to the RACF return code from the RACROUTE call.

- *rsn* refers to the RACF reason code from the RACROUTE call.

**System action:** The connection request is rejected and the client is not allowed to access the requested IMS Connect.

**System programmer response:** If the indicated user should be allowed to access the requested IMS Connect, authorize the user to IMS Connect with at least RACF UPDATE authority. If the indicated user should not be allowed to access the requested IMS Connect, you should determine why the user is trying to connect to it and take appropriate action to protect against unauthorized or malicious access.

---

**HWSM0500E FUNCTION WORK ELEMENT PROCESSING FAILURE, FUNC=*func*, R=*rc*, S=*sc*, M=*mc***

**Explanation:** The function work element (FWE) can not be processed. The FWE requests work between and within the components. This structure contains the function and parameters that a service requires for processing.

- *func* identifies the function requested.
- *rc* identifies the return code.
- *sc* identifies the service code. Service codes contain codes that identify specific errors or codes returned by called services that failed the request.
- *mc* identifies the module issuing the message.

See the following table for an explanation of the service and return code.

*Table 39. Service and return code explanation for HWSM0500E*

Service code	Short explanation	Return code	Meaning
INVFUNC	The function requested in the FWE is incorrect.	4	This is a processing error.

**System action:** This message is issued and, if possible, the requester of the function is notified. Otherwise, the FWE is freed. In all cases, IMS Connect continues to run.

**System programmer response:** This is probably an internal error. Search the problem-reporting database to find a correction for the problem. If none exists, contact the IBM Software Support. Provide the JCL, SYSLOG, and dump, if available.

**Module:** OOC HWSOOC0, OSCH HWSOSCH0, DCVC HWSDCVC0

---

**HWSM0502W FWE FUNCTION=*func* FAILED FOR IMSPLEX=*ipid*, COMMAND=*hwscmd* IN PROGRESS; M=*mc***

**Explanation:** The function *func* can not be processed because the command identified by *hwscmd* is already being processed.

- *func* identifies the function requested.
- *ipid* identifies the IMSplex connection.
- *hwscmd* identifies the IMS Connect command in progress.
- *mc* identifies the module issuing the message.

**System action:** This message is issued and IMS Connect continues to run.

**System programmer response:** The IMS Connect command in progress is terminating the IMSplex; therefore, any new function for that IMSplex can not be processed.

**Module:** DSCM HWSM0502W

**HWSM0504W COMMAND=*hwscmd* FAILED FOR IMSPLEX=*ipid*, COMMAND=*prev\_hwscmd* ALREADY IN PROGRESS; M=*mc***

**Explanation:** The IMS Connect command entered for the IMSplex, *hwscmd*, cannot be processed because a command for that IMSplex, *prev\_hwscmd*, is already in progress.

- *hwscmd* identifies the IMS Connect command that was blocked by *prev\_hwscmd* from being run.
- *ipid* identifies the IMSplex.
- *prev\_hwscmd* identifies the IMS Connect command that is blocking *hwscmd* from running.
- *mc* identifies the module issuing the message.

**System action:** This message is issued and IMS Connect continues to run.

**System programmer response:** The IMS Connect command in progress is terminating the IMSplex; therefore, any new commands cannot be processed. If the IMS Connect command (*hwscmd*) was CLOSEHWS, the IMS Connect terminates after processing of *prev\_hwscmd* completes.

**Module:** DSCM HWSM0504W

**HWSM0510W STOPIP COMMAND FAILED DUE TO IMSPLEX IN DISCONNECT STATE; M=*mc***

**Explanation:** The STOPIP command was issued; however, the IMSplex connection is in a DISCONNECT state. Therefore, the STOPIP command cannot be processed. When the SCI address is restarted, IMS Connect will automatically reconnect to SCI. When the connection has been reestablished, the STOPIP command can be issued.

*mc* identifies the module issuing the message.

**System action:** This message is issued and the STOPIP command is ignored.

**System programmer response:** The DISCONNECT state has the same effect as a STOPPED state. If the SCI address space is restarted, the connection will be reestablished. When the connection is reestablished, the STOPIP command can be issued.

**Module:** OSCH HWSM0502W

**HWSM0522W UNABLE TO START TRANSMIT/RECEIVE THREADS FOR IMSPLEX=*ipid*, R=*rc*, S=*sc*, M=*mc***

**Explanation:** Storage cannot be allocated for the transmit or receive thread structure, or the transmit thread or receive thread cannot be scheduled. A transmit thread and receive thread is allocated for each IMSplex that is defined for message transmission and reception.

- *ipid* identifies the IMSplex.
- *rc* identifies the return code.
- *sc* identifies the service code. Service codes contain codes that identify specific errors or codes returned by called services that failed request.
- *mc* identifies the module issuing the message.

See the following table for an explanation of service and return codes.

Table 40. Service and return code explanation for HWSM0522W

Service Code	Short explanation	Return code	Meaning
GETDSBB	BPECBGET, the system service used to acquire the IMSplex (DSB) for the transmit and receive threads. This is the execution block for a thread.	4	An incorrect CBTE address is passed to the CBGET routine. This is an internal error.
		8	Storage is unavailable to satisfy the request.

## HWSM0522W

Table 40. Service and return code explanation for HWSM0522W (continued)

Service Code	Short explanation	Return code	Meaning
GETC01K	BPECBGET, the system service used to acquire the common 1024 byte (C01K) for the controller. The area is used as a work area.	4	An incorrect CBTE address is passed to the CBGET routine. This is an internal system error.
		8	Storage is unavailable to satisfy the request.
GETTWUB	BPECBGET, the system service used to acquire the thread work unit (TWU) for the transmit and receive threads.	4	An incorrect CBTE address is passed to the CBGET routine. This is an internal error.
		8	Storage is unavailable to satisfy the request.
SCHEDTWU	BPETHDCR, the system service used to schedule the scheduler controller thread.	4	An incorrect dispatcher work area is passed to the create thread routine.
		8	An incorrect TCB index value is passed on the TCBIDX parameter.
		12	A zero routine address is on the ROUTINE= parameter.

Table 40. Service and return code explanation for HWSM0522W (continued)

Service Code	Short explanation	Return code	Meaning
		16	An incorrect TCB table entry address is passed into the thread create routine. The BPETHDCR macro determines the TCBT address based on whether the parameter TCBTYPE, TCBIDX, or TCBDWA is specified. Ensure that this parameter is correctly coded.
		20	Unable to get storage for a thread control block (THCB) for the thread.
		24	Unable to get stack storage for the thread
		28	The initial post of the thread failed.

**System action:** This message is issued and, IMS Connect continues to run without this IMSplex.

**System programmer response:** On the subsequent close and startup of IMS Connect, ensure that the region size of the JCL statement is large enough to accommodate the IMS Connect region. If the error recurs, search the problem-reporting databases to find a correction for the problem. If none exists, contact the IBM Software Support. Provide the JCL, SYSLOG, and dump, if available.

**Module:** DSC1 HWSDSC10, DSCM HWSDSCM0



**HWSM0527W CLOSE FAILED FOR IMSPLEX=*ipid*;  
R=*rc*, S=*sc*, M=*mc***

**Explanation:** An attempt to close the named IMSplex is unsuccessful during IMS Connect shutdown.

- *ipid* identifies the IMSplex.
- *rc* identifies the return code.
- *sc* identifies the service code. Service codes contain codes that identify specific errors or codes returned by called services that failed the request.
- *mc* identifies the module issuing the message.

See the following table for an explanation of service and return codes.

Table 41. Service and return code explanation for HWSM0527W

Service code	Short explanation	Return code	Meaning
GETFWEB	BPECBGET, the system service used to acquire an FWE to notify all IMSplex to close.	4	An incorrect CBTE address is passed to the CBGET routine. This is an internal error.
		8	Storage is unavailable to satisfy the request.

**System action:** This message is issued and, IMS Connect continues to run.

**System programmer response:** Storage cannot be allocated to notify the IMSplex to close. If the error recurs, search the problem-reporting databases to find a correction for the problem. If none exists, contact IBM Software Support. Provide the JCL, SYSLOG, and dump, if available.

**Module:** DOC3 HWSDOC30

**HWSM0538E UNABLE TO PROCESS COMMAND FROM OM=*om\_name*, IMSPLEX=*ipid*, R=*rc*, S=*sc*, M=*mc***

**Explanation:** IMS Connect received a command from the Operations Manager (OM). However, IMS Connect was unable to process the command because an internal IMS Connect error occurred.

In the message text:

- om\_name* Identifies the name of the OM that initiated the command.
- ipid* Identifies the name of the IMSplex that received the command.
- rc* Identifies the return code.

- sc* Identifies the service code. Service codes identify the errors or codes that are returned by the called services that failed the request.
- mc* Identifies the module issuing the message.

**System action:** IMS Connect continues to run. The command is discarded, and no reply is sent to OM.

**User response:** Determine the return and service code that is causing the process to fail. If this condition is temporary, retry the process. Otherwise, complete any of the following actions, which cause IMS Connect to retry command registration:

- Stop communication with the IMSplex by using the STOPIP or an equivalent command, and then restart communication with the IMSplex by using the STARTIP or an equivalent command.
- Cancel and restart OM.
- Cancel and restart SCI.

**Module:** OREG HWSOREC0

**HWSM0540E UNABLE TO PROCESS READY NOTIFICATION FROM OM=*om\_name*, IMSPLEX=*ipid*, R=*rc*, S=*sc*, M=*mc***

**Explanation:** IMS Connect received a ready notification from Structured Call Interface (SCI). This state indicates that an Operations Manager (OM) system is ready to accept command registration requests from IMS Connect. However, IMS Connect is unable to process the command because of an internal IMS Connect error.

In the message text:

- om\_name* Identifies the name of the OM that initiated the ready notification.
- ipid* Identifies the name of the IMSplex that received the ready notification.
- rc* Identifies the return code.
- sc* Identifies the service code. Service codes identify the specific errors or codes that are returned by the called services that failed the request.
- mc* Identifies the module issuing the message.

**System action:** IMS Connect continues to run. The ready notification is discarded, and no command registration is performed by IMS Connect. IMS Connect type-2 command processing is not available from the identified OM.

**User response:** Determine the return and service code that is causing the process to fail. If this condition is temporary, retry the process. Otherwise, complete any of the following actions, which cause IMS Connect to retry command registration:

- Stop communication with the IMSplex by using the STOPIP or an equivalent command, and then restart communication with the IMSplex by using the STARTIP or an equivalent command.
- Cancel and restart OM.
- Cancel and restart SCI.

Module: OREG HWSOREC0

**HWSM0550W UNABLE TO NOTIFY MSG**  
**ORIGIN=clientid OF IMSPLEX**  
**COMMUNICATION ERROR; R=rc,**  
**S=sc, M=mc**

**Explanation:** IMS Connect is unable to notify the TCP/IP client who originated the command message which is either being processed or queued for processing, that a communication error with IMS Operations Manager (OM) has occurred.

- *clientid* identifies the TCP/IP client.
- *rc* identifies the return code.
- *sc* identifies the service code. Service codes contain codes that identify specific errors or codes returned by called services that failed the request.
- *mc* identifies the module issuing the message.

See the following table for an explanation of the service and return code.

Table 42. Service and return code explanation for HWSM0550W

Service code	Short explanation	Return code	Meaning
COMMERR	Communication error with the IMSplex	4	This is a processing error.

**System action:** This message is issued and IMS Connect continues to run. The message whose processing caused the error is discarded.

**System programmer response:** This error occurs when the IMSplex is no longer active or the communication linkage to IMS Connect is broken.

**Module:** OXMT HWSOXMT0, DSC3 HWSOXSCE0, DSCE HWSOXSCE0

**HWSM0552W UNABLE TO SEND RESPONSE**  
**RECEIVED FROM IMSPLEX=ipid TO**  
**CLIENT=clientid; R=rc, S=sc, M=mc**

**Explanation:** IMS Connect is unable to send the response received from the IMSplex to the required TCP/IP client.

- *ipid* identifies the IMSplex.
- *clientid* identifies the TCP/IP client.
- *rc* identifies the return code.
- *sc* identifies the service code. Service codes contain codes that identify specific errors or codes returned by called services that failed the request.
- *mc* identifies the module issuing the message.

See the following table for an explanation of service and return codes.

Table 43. Service and return code explanation for HWSM0552W

Service code	Short explanation	Return code	Meaning
INVLDTOK	Invalid server token has been detected.	4	Use the correct server token for the exchange of the command and command response.
NFNDCOMP	The component that handles the requested function cannot be found. An IMS Connect component issues an interface call for another component's service and the requested component cannot be located	4	This is a processing error.
NFNDFUNC	The requested function cannot be found. An IMS Connect component issues an interface call for another component's service and the requested service cannot be located.	4	This is a processing error.
NFNDSVT	The server table cannot be found. This table maintains the activity of a connected IMS Connect client.	4	This is a processing error.

**System action:** This message is issued and IMS Connect continues to run. The response message is discarded.

**System programmer response:** This error occurs when the client is no longer active and is not connected to IMS Connect. If the service code is NFNDCOMP or NFNDFUNC, this is probably an internal error. Search the problem-reporting databases to find a correction for the problem. If none exists, contact the IBM Software Support. Provide the JCL, SYSLOG, and dump, if available.

**Module:** OREC HWSOREC0

---

**HWSM0554W UNABLE TO NOTIFY IMSPLEX=*ipid* SCHEDULER OF COMMUNICATION ERROR; R=*rc*, S=*sc*, M=*mc***

**Explanation:** IMS Connect is unable to notify the scheduler controller for the named IMSplex that a communication error has occurred. When this condition occurs, IMS Connect views the named IMSplex as active. However, messages queued for the IMSplex are not sent.

- *ipid* identifies the IMSplex.
- *rc* identifies the return code.
- *sc* identifies the service code. Service codes contain codes that identify specific errors or codes returned by called services that failed the request.
- *mc* identifies the module issuing the message.

See the following table for an explanation of the service and return code.

*Table 44. Service and return code explanation for HWSM0554W*

Service code	Short explanation	Return code	Meaning
COMMERR	Communication error with the IMSplex.	4	This is a processing error.

**System action:** This message is issued and IMS Connect continues to run.

**System programmer response:** Issue the STOPIP command to terminate the IMSplex. If the error recurs, search the problem-reporting databases to find a correction for the problem. If none exists, contact the IBM Software Support. Provide the JCL, SYSLOG, and dump, if available.

**Module:** OREC HWSOREC0, OXMT HWSOXMT

---

**HWSM0560I IMSPLEX=*ipid* THREAD TERMINATED; M=*mc***

**Explanation:** The IMSplex transmit thread or receive thread has terminated.

- *ipid* identifies the IMSplex
- *mc* identifies the module issuing the message

**System action:** This message is issued when the IMSplex thread has terminated.

**Module:** OREC HWSOREC0, OXMT HWSOXMT0

---

**HWSM0570W IMSPLEX OPEN FAILED; R=*rc*, M=*mc***

**Explanation:** Communication with the IMSplex failed during IMS Connect startup or in response to an IMS Connect OPENIP command and resulted in the failure of the IMSplex open function.

- *rc* identifies the return code.
- *mc* identifies the module issuing the message.

**System action:** This message is issued when communication to IMSplex fails due to a communications failure with the IMSplex. See message HWSI1605W for additional information related to this failure.

**System programmer response:** This error can occur when IMSplex is not correctly defined. Use VIEWIP or VIEWHWS commands to view the status of the IMSplex. If the problem persists, search the problem-reporting databases to find a correction for the problem. If none exists, contact the IBM Software Support. Provide the JCL, SYSLOG, and dump, if available.

**Module:** OOC1 HWSOOC10

**Related information:**

"HWSI1605W" on page 363

---

**HWSM0580I IMSPLEX COMMUNICATION FUNCTION CLOSED; M=*mc***

**Explanation:** The communication facility for IMSplex has become inactive.

- *mc* identifies the module issuing the message.

**System action:** This message is issued when all communications with the IMSplex have terminated and during IMS Connect shutdown.

**Module:** DOC3 HWSDOC30

---

**HWSM0582I COMMUNICATION WITH IMSPLEX=*ipid* CLOSED; M=*mc***

**Explanation:** Communication for the named IMSplex has terminated.

- *mc* identifies the module issuing the message.

**System action:** This message is issued when the CLOSEIP command has successfully completed.

**Module:** DSCL HWSDSL0

---

**HWSM0584 COMMUNICATION WITH IMSPLEX=*ipid* STOPPED; M=*mc***

**Explanation:** Communication for the named IMSplex has stopped.

- *ipid* identifies the IMSplex
- *mc* identifies the module issuing the message.

**System action:** This message is issued when a STOPIP

## HWSM0590I • HWSN1920E

command has successfully completed.

**System programmer response:** No action is required.

**Module:** DSCM HWSDCM0

---

### HWSM0590I CONNECTED TO IMSPLEX=*ipid*; M=*mc*

**Explanation:** Communication has been established with the named IMSplex.

**System action:** This message is issued when a connection has been established with the IMSplex. This might occur during IMS Connect startup or at the successful completion of an OPENIP command.

**Module:** OSC10 HWSOSC10

---

### HWSN1900I IMS CONNECT IS CONNECTED TO ODBM=*odbmname*; M=*mc*

**Explanation:** Communication has been established with the Open Database Manager (ODBM) identified in the message text. This message is issued during IMS Connect startup or at the successful completion of a command that starts a connection to ODBM.

In the message text:

*odbmname*

ODBM with which communication was established

*mc* Module that issued the message

**System action:** A connection has been established with ODBM.

**User response:** No action is required.

**Module:** HWSOSC10

---

### HWSN1910E COMMUNICATIONS WITH ODBM FAILED TO OPEN BECAUSE AN IMSPLEX WAS NOT SPECIFIED; M=*mc*

**Explanation:** IMS Connect was unable to open communication to ODBM because it is not connected to an IMSplex. This message is issued when IMS Connect is unable to query the IMSplex for a list of ODBMs because IMS Connect is not connected to an IMSplex or an SCI is not available. This failure can occur during IMS Connect startup.

In the message text:

*mc* Module that issued the message

**System action:** IMS Connect continues to run, but cannot route database connection requests to IMS DB in DBCTL or DB/DC systems.

**System programmer response:** Specify an IMSplex name in the IMS Connect configuration PROCLIB member and restart IMS Connect. You can specify the IMSplex name on either the global IMSPLEX parameter in the IMSPLEX statement or the IMSPLEX parameter that is specific to ODBM in the ODACCESS statement.

**Module:** NOC1 – HWSNOC10

---

### HWSN1915E COMMUNICATIONS WITH ODBM FAILED TO OPEN BECAUSE IMS CONNECT IS NOT CONNECTED TO AN IMSPLEX; M=*mc*

**Explanation:** IMS Connect cannot open communication to ODBM because IMS Connect is not connected to an IMSplex or an instance of SCI is not available. This failure can occur during IMS Connect startup.

In the message text:

*mc* Module that issued the message

**System action:** IMS Connect continues to run, but cannot route database connection requests to IMS DB in DBCTL or DB/DC systems.

**System programmer response:** If communication between IMS Connect and ODBM did not start because an instance of SCI is not available, start an instance of SCI in the IMSplex that is specified in the IMS Connect configuration PROCLIB member.

After SCI is started, if IMS Connect is configured to connect to ODBM automatically (ODBMAUTOCONN=Y in the IMS Connect configuration PROCLIB member), IMS Connect connects to all ODBM instances that are running in the IMSplex. If IMS Connect is not configured to connect to ODBM automatically, issue the IMS Connect STARTOD command to connect to ODBM.

If communication between IMS Connect and ODBM fails to start when SCI is running, check that the IMSplex name specified on the IMSPLEX= parameter in the IMS Connect configuration PROCLIB member matches the name of the IMSplex in which SCI is running. If the IMSplex names do not match, correct the IMSplex name and restart IMS Connect.

**Module:** NOC1 – HWSNOC10

---

### HWSN1920E COMMUNICATIONS WITH ODBM FAILED TO OPEN BECAUSE CSLSCQRY FAILED WITH RC=*rc* RSN=*rsn*; M=*mc*

**Explanation:** IMS Connect tried to query the IMSplex for instances of ODBM to which to connect. However, the CSLSCQRY query request failed with the specified return and reason codes.

In the message text:

*rc* Return code returned by CSLSCQRY

*rsn* Reason code returned by CSLSCQRY

*mc* Module that issued the message


**System action:** IMS Connect continues to run, but cannot route database connection requests to IMS DB in DBCTL or DB/DC systems.

**System programmer response:** Determine the problem

by checking the SCI CSLSCQRY return and reason codes. After you resolve the problem, issue the IMS Connect command STARTOD to connect to specific instances of ODBM.

**Module:** NOC1 – HWSNOC10

**Related reference:**

 CSLSCQRY: query request (System Programming APIs)

**HWSN1925E COMMUNICATIONS WITH ODBM FAILED TO OPEN BECAUSE NO ODBMS ARE AVAILABLE; M=mc**

**Explanation:** IMS Connect cannot open communications with The Open Database Manager (ODBM) because no instances of ODBM are active in the IMSplex.

In the message text:  
*mc* Module that issued the message

**System action:** IMS Connect continues to run, but cannot route database connection requests to IMS DB in DBCTL or DB/DC systems.

**System programmer response:** Start at least one instance of ODBM.

After ODBM is started, if IMS Connect is configured to connect to ODBM automatically (ODBMAUTOCONN=Y in the IMS Connect configuration PROCLIB member), IMS Connect connects to all ODBM instances running in the IMSplex. If IMS Connect is not configured to connect to ODBM automatically, restart communication with ODBM by issuing the appropriate IMS Connect command.

**Module:** NOC1 – HWSNOC10

**HWSN1930E COMMUNICATIONS WITH ODBM FAILED TO OPEN BECAUSE IMS CONNECT FAILED TO GET STORAGE; RC=rc; M=m**

**Explanation:** IMS Connect was unable to open communications with ODBM because there was an error getting the necessary storage.

In the message text:  
*rc* Return code of the BPE service BPECBGET  
*m* Module that issued the message

**System action:** IMS Connect continues to run, but cannot route database connection requests to IMS DB in DBCTL or DB/DC systems.

**System programmer response:** Ensure that the region size that is specified in the JCL statement is large enough to accommodate the IMS Connect region. If the error recurs, search the problem-reporting databases to find a correction for the problem. If none exists, contact IBM Software Support. Provide the JCL, SYSLOG, and

the memory dump if available.

**Module:** NOC1 – HWSNOC10

**HWSN1935W OPEN COMMUNICATIONS TO ODBM FAILED BECAUSE ODBM DRIVER OPEN FAILED; M=mc**

**Explanation:** IMS Connect was unable to open communication to ODBM because the ODBM driver that opens communications failed.

In the message text:  
*mc* Module that issued the message

**System action:** This message is issued and IMS Connect continues to run; however, no communication function is available to ODBMs.

**System programmer response:** If the error recurs, search the problem-reporting databases to find a correction for the problem. If none exists, contact IBM Software Support. Provide the JCL, SYSLOG, and memory dump if available.

**Module:** NOC1 – HWSNOC10

**HWSN1940W UNABLE TO SEND RESPONSE FROM ODBM=odbmname TO CLIENT=clientid; R=rc, S=sc, M=mc**

**Explanation:** IMS Connect received a message from the Open Database Manager (ODBM) identified in the message, but was not able to send the response to the named TCP/IP client. This situation can happen when the client that made the request is no longer active.

In the message text:  
*odbmname* ODBM that sent the response.  
*clientid* Client that made the request.  
*rc* Return code.  
*sc* Service code. Service codes can contain either codes that more specifically identify the error, or codes returned by called services that failed the request.  
*mc* Module that issued the message.

Table 45. Service and return code explanation for HWSN1940W

Service Code	Short explanation	Return code	Meaning
GETFWEB	IMS Connect was unable to obtain a required control block for processing. This condition might be temporary.	<i>rc</i>	This problem is a processing error. <i>rc</i> is the return code from BPECBGET.

Table 45. Service and return code explanation for HWSN1940W (continued)

Service Code	Short explanation	Return code	Meaning
LATEMSG	A message from ODBM was received after a timeout occurred in IMS Connect, after the socket was closed, or after TCP/IP was terminated. The socket might have closed before the IMS output was received by IMS Connect.	4	A message from IMS was received by IMS Connect and was not delivered to the client.

**System action:** This message is issued and IMS Connect continues to run. The response message is discarded.

**System programmer response:** This error can occur when the client is no longer active and is not connected to IMS Connect. The client might have logged off, or the connection might have timed out.

If the problem persists, search the problem-reporting databases to find a correction for the problem. If none exists, record the return and service codes, and contact IBM Software Support. Provide the JCL, SYSLOG, and memory dump if available.

**Module:** NREC – HWSNREC0

**HWSN1950E UNABLE TO NOTIFY THE CLIENT  
clientid OF ODBM COMMUNICATION  
ERROR; R=rc, S=sc, M=mc, P=portid**

**Explanation:** IMS Connect was unable to notify the TCP/IP client that originated a message that a communication error with ODBM has occurred.

In the message text:

- clientid* TCP/IP client
- rc* Return code
- sc* Service code. Service codes can contain either codes that more specifically identify the error, or codes returned by called services that failed the request.
- mc* Module that issued the message
- portid* Port ID. IMS Connect Port that is receiving the client message.

**System action:** This message is issued and IMS Connect continues to run. The message whose processing caused the error is discarded.

**System programmer response:** This error can occur when the ODBM is no longer active or the communication linkage between IMS Connect and ODBM is broken. If the error recurs, search the

problem-reporting databases to find a correction for the problem. If none exists, record the return, service, and message codes, and contact IBM Software Support. Provide the JCL, SYSLOG, and memory dump if available.

**Module:** NXMT – HWSNXMT0, DSCE - HWSDSCE0

**HWSN1960I ODBM=odbmname threadtype THREAD  
TERMINATED; M=m**

**Explanation:** An ODBM transmit thread or receive thread has terminated.

In the message text:

- odbmname* Instance of ODBM that was handling the thread
- threadtype* Type of thread that terminated  
RECEIVE A receive thread  
TRANSMIT A transmit thread
- m* Module that issued the message

**System action:** IMS Connect continues to run, but cannot route database connection requests to IMS DB in DBCTL or DB/DC systems.

**System programmer response:** No action is required.

**Module:** NREC – HWSNREC0; NXMT – HWSNXMT0

**HWSN1965E IMS CONNECT WAS UNABLE TO  
SEND A MESSAGE TO  
ODBM=odbmname; C=clientid, P=portid,  
R=rc, S=sc, M=mc**

**Explanation:** IMS Connect is unable to send a message to the Open Database Manager (ODBM). The service code identifies the service that caused this error.

In the message text:

- odbmname* Name of the ODBM.
- clientid* TCP/IP client ID.
- portid* Port that received the message from the TCP/IP client.
- rc* Return code.
- sc* Service code. Service codes can contain either codes that more specifically identify the error, or codes returned by called services that failed the request.
- mc* Module that issued the message.

See the following table for an explanation of service and return codes:

Table 46. HWSN1965E service and return codes

Code	Short explanation	Return code	Meaning
BPEGETM	The get storage service failed.	4	This problem is a processing error.
HWSFSTOR	The release storage service failed.	4	This problem is a processing error.

**System action:** This message is issued and IMS Connect continues to run.

**System programmer response:** If a get storage error occurred, ensure that the region size specified in the JCL statement is large enough to accommodate the IMS Connect region. If the error recurs, search the problem-reporting databases to find a correction for the problem. If none exists, contact IBM Software Support. Provide the JCL, SYSLOG, and the memory dump if available.

If a release storage error occurred, search the problem-reporting databases to find a correction for the problem. If none exists, contact IBM Software Support. Provide the JCL, SYSLOG, and the memory dump if available.

**Module:** NXMT – HWSNXMT0

---

#### HWSN1985I COMMUNICATION WITH ODBM=*odbmname* CLOSED; M=*mc*

**Explanation:** Communication with the instance of ODBM terminated because either:

- A CLOSEHWS command was issued to terminate IMS Connect
- The ODBM instance identified by *odbmname* terminated

In the message text:

*odbmname*

Name of the ODBM instance with which communication has ended

*mc* Module that issued the message

**System action:** If ODBM terminated, IMS Connect continues to run, but cannot route database connection requests to the ODBM instance that is identified in the message text.

If a CLOSEHWS command was issued, IMS Connect is no longer running.

**System programmer response:** To resume communication with ODBM after the ODBM instance terminated, start ODBM.

To resume communication with ODBM after a CLOSEHWS command was issued, start IMS Connect.

**Module:** DSCL - HWSDSL0

---

#### HWSN2000E FUNCTION WORK ELEMENT PROCESSING FAILURE, FUNC=*func*; R=*rc*, S=*sc*, M=*mc*

**Explanation:** The function work element (FWE) cannot be processed. The FWE requests work between and within components. This structure contains the function and parameters that a service requires for processing.

In the message text:

*func* The function.

*rc* Return code.

*sc* Service code. Service codes can contain either codes that more specifically identify the error, or codes that are returned by called services that failed the request.

*mc* Module issuing the message.

Table 47. Service and return code explanation for HWSN2000E

Service Code	Short explanation	Return code	Meaning
INVFUNC	The function requested in the FWE is incorrect.	4	This problem is a processing error.

**System action:** This message is issued and, if possible, the requestor of the function is notified. Otherwise, the FWE is freed. In all cases, IMS Connect continues to run.

**System programmer response:** This problem is probably an internal error. Search the problem-reporting databases to find a correction for the problem. If none exists, contact IBM Software Support. Provide the JCL, SYSLOG, and dump if available.

**Module:** NSCH – HWSNSCH0

---

#### HWSN2010E STOP ODBM COMMAND FAILED BECAUSE ODBM IS IN DISCONNECT STATE, M=*mc*

**Explanation:** An attempt to close the Open Database Manager (ODBM) was unsuccessful because the ODBM is in a disconnected state.

In the message text:

*mc* Module issuing the message

**System action:** The message is issued and the STOPODBM command is ignored.

**System programmer response:** No action is required.

**Module:** NSCH – HWSNSCH00

**HWSN2020W STOP ODBM COMMAND FAILED DUE TO IMS CONNECT FAILED TO GET STORAGE; ODBM=*odbm*, R=*rc*, S=*sc*, M=*mc***

**Explanation:** An attempt to close the Open Database Manager (ODBM) identified in the message was unsuccessful. The system could not allocate storage to notify the ODBM to close.

In the message text:

- odbm* Name of the target ODBM
- rc* Return code
- sc* Service code. Service codes can contain either codes that more specifically identify the error, or codes returned by called services that failed the request
- mc* Module issuing the message

Table 48. Service and return code explanation for HWSN2020

Service Code	Short explanation	Return code	Meaning
GETFWEB	BPECBGET, the system service used to acquire an FWE to notify the ODBM to close.	4	An incorrect CBTE address is passed to the CB get routine. This problem is an internal system error.
		8	Storage is unavailable to satisfy the request.

**System action:** This message is issued and IMS Connect continues to run.

**System programmer response:** If the error recurs, search the problem-reporting databases to find a correction for the problem. If none exists, contact IBM Software Support. Provide the JCL, SYSLOG, and memory dump if available.

**Module:** DSCM - HWSO1105W

**HWSN2030W FWE FUNCTION=*func*; FAILED FOR DS=*odbm*, COMMAND=*hwscmd* IN PROGRESS; M=*mc***

**Explanation:** The function *func* could not be processed because the command identified by *hwscmd* is already being processed.

In the message text:

- func* Function name requested
- odbm* Name of the target ODBM
- hwscmd* IMS Connect command in progress
- mc* Module issuing the message

**System action:** This message is issued and, if possible, the requestor of the function is notified. Otherwise, the FWE is freed. In all cases, IMS Connect continues to run.

**System programmer response:** The IMS Connect command that is in progress is terminating the ODBM; therefore, any new function for that ODBM cannot be processed.

**Module:** DSCM - HWSO1105W

**HWSO1100W FAILED TO OBTAIN FREE STORAGE; R=*rc*, B=*bn*, M=*mc***

**Explanation:** The IMS Connect OTMA driver is unable to get free storage for internal buffers.

- *rc* identifies the return code.
- *bn* identifies the buffer name.
- *mc* identifies the module issuing the message.

**System action:** This message is issued and IMS Connect continues to run.

**System programmer response:** This error can occur when not enough storage is available to complete the process. If the problem persists, search the problem-reporting databases to find a correction for the problem. If none exists, contact IBM Software Support. Provide the JCL, SYSLOG, and dump if available.

**HWSO1101W FAILED TO RELEASE STORAGE; R=*rc*, B=*bn*, M=*mc***

**Explanation:** The IMS Connect OTMA driver is unable to release storage for internal buffers.

In the message text:

- *rc* identifies the return code.
  - FST4 = invalid buffer
- *bn* identifies the buffer name.
- *mc* identifies the module issuing the message.

**System action:** This message is issued and IMS Connect continues to run.

**System programmer response:** This is probably an internal error. Search the problem-reporting databases to find a correction for the problem. If none exists, contact IBM Software Support. Provide the JCL, SYSLOG, and dump if available.

**HWSO1105W GETMAIN FOR OTOKEN + IXCQUERY CONTROL BUFFER FAILED; R=*rc*, S=*sc*, M=*mc***

**Explanation:** Storage for the OTOKEN buffer could not be allocated.

In the message text:

- *rc* identifies the return code.
- *sc* identifies the service code. Service codes can contain either codes that more specifically identify the error, or codes returned by called services that failed the request.
- *mc* identifies the module issuing the message.

See the following table for an explanation of service and return codes.



Table 49. Service and return code explanation for HWSO1105W

Service code	Short explanation	Return code	Meaning
GETOTOKN	BPEGETM, the system service used to acquire the OTOKEN.	4	An incorrect or unsupported subpool is specified.
		8	A zero length is requested.
		12	Unable to obtain the requested storage (z/OS GETMAIN failed).

**System programmer response:** This is probably a storage error. Ensure that the region size for IMS Connect is large enough. If the error recurs, search the problem-reporting databases to find a correction for the problem. If none exists, contact the IBM Software Support. Provide the JCL, SYSLOG, and dump if available.

**Module:** DDXR - HWSDDXRG

---

**HWSO1110W IXCQUERY FAILED FOR OTMA SYSPLEX ENVIRONMENT; R=rc, S=sc, M=mc**

**Explanation:** An attempt to query OTMA sysplex environment information (REQINFO=SYSPLEX) is unsuccessful.

In the message text:

- *rc* identifies the return code.
- *sc* identifies the reason code.
- *mc* identifies the module issuing the message.

For information about the return and reason codes, see *z/OS MVS Programming: Authorized Assembler Services Reference*.

See the following table for an explanation of service and return codes.

Table 50. Service and return code explanation for HWSO1110W

Group name	Member name	Return code (decimal)	Reason code (decimal)
			See <i>z/OS MVS Programming: Sysplex Services Reference</i> .

**System action:** This message is issued and IMS Connect continues to run.

**System programmer response:** See *z/OS MVS Programming: Authorized Assembler Services Reference* and *z/OS MVS Programming: Sysplex Services Reference*. Take an appropriate action.

**Module:** DDXR - HWSDDXRG

---

**HWSO1115W XCF FUNC=func, ERROR FOR OTMA SYSPLEX ENVIRONMENT; DS=did, R=rc, S=sc, M=mc**

**Explanation:** A function on a XCF call terminated in error for the data store identified in the message.

In the message text:

- *func* identifies the function (Transmit or Receive).
- *did* identifies the data set
- *rc* identifies the XCF return code.
- *sc* identifies the XCF reason code.
- *mc* identifies the module issuing the message.

For information about the return and reason codes, see *z/OS MVS Programming: Authorized Assembler Services Reference*.

See the following table for an explanation of the service and return code.

Table 51. Service and return code explanation for HWSO1115W

Group name	Member name	Return code (decimal)	Reason code (decimal)
			See <i>z/OS MVS Programming: Sysplex Services Reference</i> .

**System action:** This message is issued when a transmit or receive to or from IMS occurs. The connection is lost.

**System programmer response:** See *z/OS MVS Programming: Authorized Assembler Services Reference* and *z/OS MVS Programming: Sysplex Services Reference*. Take an appropriate action to correct the problem.

**Module:** DXMT - HWSDDXMT, DXRC - HWSDDXRC

---

**HWSO1120W XCF FUNC=func TRANSMIT XCF ENVIRONMENT ERROR; DS=did, R=rc, S=sc, M=mc**

**Explanation:** The function on a XCF call terminated in error for the named data store.

In the message text:

- *func* identifies the function (Transmit or Receive).

- *did* identifies the data store.
- *rc* identifies the XCF return code.
- *sc* identifies the XCF reason code.
- *mc* identifies the module issuing the message.

For information about the return and reason codes, see *z/OS MVS Programming: Authorized Assembler Services Reference*.

See the following table for an explanation of the service and return code:

Table 52. Service and return code explanation for HWSO1120W

Group name	Member name	Return code (decimal)	Reason code (decimal)
			See <i>z/OS MVS Programming: Sysplex Services Reference</i> .

**System action:** This message is issued when a transmit or receive to or from IMS occurs. The connection to the named data store is terminated.

**System programmer response:** See *z/OS MVS Programming: Authorized Assembler Services Reference* and *z/OS MVS Programming: Sysplex Services Reference*. Take an appropriate action.

**Module:** DXMT - HWSDDXMT, DXRC - HWSDDXRC

**HWSO1205W GETMAIN FOR CTOKEN + IXCJOIN CONTROL BUFFER FAILED; R=*rc*, S=*sc*, M=*mc***

**Explanation:** Storage for the CTOKEN + IXCJOIN buffer could not be allocated.

In the message text:

- *rc* identifies the return code.
- *sc* identifies the service code. Service codes can contain either codes that more specifically identify the error, or codes returned by called services that failed the request.
- *mc* identifies the module issuing the message.

See the following table for an explanation of service and return codes.

Table 53. Service and return code explanation for HWSO1205W

Service code	Short explanation	Return code	Meaning
GETCTOKN	BPEGETM, the system service used to acquire the CTOKEN.	4	An incorrect or unsupported subpool is specified.

Table 53. Service and return code explanation for HWSO1205W (continued)

Service code	Short explanation	Return code	Meaning
		8	A zero length is requested.
		12	Unable to obtain the requested storage (z/OS GETMAIN failed).

**System action:** This message is issued and IMS Connect continues to run.

**System programmer response:** This is probably a storage error. Ensure that the region size for IMS Connect is large enough. If the error recurs, search the problem-reporting databases to find a correction for the problem. If none exists, contact the IBM Software Support. Provide the JCL, SYSLOG, and dump if available.

**Module:** DDXO - HWSDDXOT

**HWSO1210W IXCQUERY FAILED FOR GROUP=*group*, MEMBER=*tmember*; R=*rc*, S=*sc*, M=*mc***

**Explanation:** An attempt to query OTMA group information (REQINFO=GROUP) was unsuccessful.

In the message text:

- group* The XCF group name.
- tmember* The IMS XCF target member name.
- rc* The return code.
- sc* The service code. Service codes can contain either codes that more specifically identify the error, or codes returned by called services that failed the request.
- mc* The module that issued the message.

See the following table for an explanation of the service and return code,

Table 54. Service and return code explanation for HWSO1210W

Group name	Member name	Return code	Reason code
XCF group name	IMS XCF member name		See <i>z/OS MVS Programming: Sysplex Services Reference</i> .

**System action:** This message is issued and IMS Connect continues to run.

**System programmer response:** Check the return code and take the appropriate action.

**Module:** DDXO - HWSDDXOT

**Related reference:**

➡ z/OS: IXCQUERY return and reason codes

**HWSO1215W XCF GROUP=*group*,  
MEMBER=*tmember* IS NOT ACTIVE;  
R=*rc*, S=*sc*, M=*mc***

**Explanation:** The target XCF member is not active.

In the message text:

- *group* identifies the XCF group name.
- *tmember* identifies the IMS system's XCF target member name.
- *rc* identifies the return code.
- *sc* identifies the service code. Service codes can contain either codes that more specifically identify the error, or codes returned by called services that failed the request.
- *mc* identifies the module issuing the message.

See the following table for an explanation of the service and return code.

*Table 55. Service and return code explanation for HWSO1215W*

Group name	Member name	Service code	Return code	Meaning
XCF group name	IMS XCF member name	NOTACTV	4	The target member is not active.

**System action:** This message is issued and IMS Connect continues to run.

**System programmer response:** Check the status of the target member and restart the target member.

**Module:** DDXO - HWSDDXOT

**HWSO1220W IXCJOIN FAILED FOR GROUP=*group*,  
MEMBER=*member*; R=*rc*, S=*sc*, M=*mc***

**Explanation:** An attempt to join the XCF group was unsuccessful. In the message text:

- group* The XCF group name.
- member* IMS Connect XCF member name.
- rc* The return code.
- sc* The service code. Service codes can contain either codes that more specifically identify the error, or codes returned by called services that failed the request.
- mc* The module issuing the message.

See the following table for an explanation of the service and return code.

*Table 56. Service and return code explanation for HWSO1220W*

Group name	Member name	Return code	Reason code
XCF group name	IMS Connect XCF member name	See z/OS MVS Programming: Sysplex Services Reference.	

**System action:** This message is issued and IMS Connect continues to run.

**System programmer response:** See z/OS MVS Programming: Sysplex Services Reference and take an appropriate action.

**Module:** DDXO - HWSDDXOT

**Related reference:**

➡ z/OS: IXCJOIN return and reason codes

**HWSO1305W CBGET FOR C512 BLOCK FAILED;  
R=*rc*, S=*sc*, M=*mc***

**Explanation:** Storage for the client bid buffer cannot be allocated.

In the message text:

- *rc* identifies the return code.
- *sc* identifies the service code. Service codes can contain either codes that more specifically identify the error, or codes returned by called services that failed the request.
- *mc* identifies the module issuing the message.

See the following table for an explanation of return and service codes.

*Table 57. Service and return code explanation for HWSO1305W*

Service code	Short explanation	Return code	Meaning
GETC512	BPECBGET, the system service used to acquire C512.	4	An incorrect CBTE address is passed to the CB get routine. This is an internal system error.
		8	Storage is unavailable to satisfy the request.

**System action:** This message is issued and IMS Connect continues to run.

**System programmer response:** This is probably a storage error. Ensure that the region size for IMS Connect is large enough. If the error recurs, search the problem-reporting databases to find a correction for the problem. If none exists, contact the IBM Software Support. Provide the JCL, SYSLOG, and dump if available.

**Module:** DDXC - HWSDDXC

---

**HWSO1310W IXCMMSGO FAILED FOR CLIENT BID**  
**GROUP=group, MEMBER=member; R=rc,**  
**S=sc, M=mc**

**Explanation:** An attempt to send a client bid to IMS OTMA was unsuccessful.

In the message text:

- group* The XCF group name.
- member* The IMS Connect XCF member name.
- rc* The return code.
- sc* The service code. Service codes can contain either codes that more specifically identify the error, or codes returned by called services that failed the request.
- mc* The module issuing the message.

See the following table for an explanation of the return and reason code.

*Table 58. Return and reason code explanation for HWSO1310W*


Group name	Member name	Return code	Reason code
XCF group name	IMS Connect XCF member name	See z/OS MVS	<i>Programming: Sysplex Services Reference.</i>

**System action:** This message is issued and IMS Connect continues to run.

**System programmer response:** See z/OS MVS *Programming: Sysplex Services Reference* for the possible cause of the specified return and reason codes.

**Module:** DDXC - HWSDDXC

**Related reference:**

 z/OS: IXCMMSGO return and reason codes

---

**HWSO1315W IXCLEAVE FAILED FOR**  
**GROUP=group, MEMBER=member; R=rc,**  
**S=sc, M=mc**

**Explanation:** An attempt to leave the XCF group was unsuccessful.

In the message text:

- group* The XCF group name.
- member* The IMS Connect XCF member name.
- rc* The return code.
- sc* The service code. Service codes can contain either codes that more specifically identify the error, or codes returned by called services that failed the request.
- mc* The module issuing the message.

See the following table for an explanation of the return and reason code.

*Table 59. Return and reason code explanation for HWSO1315W*


Group name	Member name	Return code	Reason code
XCF group name	IMS Connect XCF member name	See z/OS MVS	<i>Programming: Sysplex Services Reference.</i>

**System action:** This message is issued and IMS Connect continues to run.

**System programmer response:** See z/OS MVS *Programming: Sysplex Services Reference* for the possible cause of the specified return and reason codes.

**Module:** DDXC - HWSDDXC

**Related reference:**

 z/OS: IXCLEAVE return and reason codes

---

**HWSO1320W CLIENT BID FAILED FOR**  
**GROUP=group, MEMBER=member; R=rc,**  
**RS=rs, S=sc, M=mc**

**Explanation:** A client bid with IMS OTMA was unsuccessful.

In the message text:

- group* The XCF group name.
- member* The IMS Connect's XCF member name.
- rc* The return code.
- rs* The reason code.
- sc* The service code. Service codes can contain either codes that more specifically identify the error, or codes returned by called services that failed the request.
- mc* The module issuing the message.

See the following table for the service and return codes and their explanations:

Table 60. Service and return code explanation for HWSO1320W


Group name	Member name	Service code	Return code	Meaning
XCF group name	IMS Connect XCF member name	CBERROR	OTMA C/I return codes	This is a client bid error.

**System action:** This message is issued and IMS Connect continues to run.

**System programmer response:** See the OTMA C/I return codes for the possible cause of the specified return code.

**Module:** DDXC - HWSDDXCEN

**Related reference:**

 OTMA sense codes for NAK messages (Messages and Codes)

---

#### HWSO1325W RACROUTE REQUEST=TOKENXTR FAILED FOR R=*rc*, S=*sc*, M=*mc*

**Explanation:** An attempt to extract a UTOKEN for IMS Connect address space identifier (ASID) is unsuccessful.

In the message text:

- *rc* identifies the SAF return code. See the RACROUTE macro reference for z/OS for more information.
- *sc* identifies the service code. Service codes can contain either codes that more specifically identify the error, or codes returned by called services that failed the request.
- *mc* identifies the module issuing the message.

Return and reason codes (decimal): See the RACROUTE macro reference for z/OS.

**System action:** This message is issued and IMS Connect continues to run.

**System programmer response:** See the RACROUTE macro reference for z/OS for the possible cause of the specified return and reason codes.

**Module:** DDXC - HWSDDXCEN

---

#### HWSO1330W CASCADE=Y SPECIFIED FOR DATASTORE=*did*, BUT DATASTORE DOES NOT SUPPORT CASCADE; M=*mc*

**Explanation:** The connection to the indicated data store is defined in IMS Connect to support cascading global, two-phase commit (synclevel=syncpoint) transactions across z/OS images (LPARs). However, the version of the IMS data store does not support cascading global, two-phase commit transactions.

This message is issued only when IMS Connect and IMS reside on different LPARs. If IMS Connect and IMS reside on the same LPAR, synclevel=syncpoint transactions do not require cascaded support.

In the message text:

*did* The name of the data store resource as defined to IMS Connect on the DATASTORE statement.


*mc* The module that issued the message.

**System action:** Communications with the data store are established, but synclevel=syncpoint transactions are not supported by this data store and are rejected by IMS Connect.

**System programmer response:** If support for cascading synclevel=syncpoint transactions is required, migrate the IMS data store to a release that supports the cascading of synclevel=syncpoint transactions.

**Module:** HWSDDXCEN

**Related tasks:**

 Cascading global transactions from IMS TM Resource Adapter to IMS systems on different z/OS images (Communications and Connections)

**Related reference:**

 DATASTORE statement (System Definition)

---

#### HWSP1400W IPV6 PROCESSING NOT ENABLED; FUNC=*fn*, R=*rc*, S=*sc*, M=*mc*

**Explanation:** IMS Connect is unable to get the Internet Protocol Version 6 (IPV6) socket.

In the message text:

*fn* The function code.

*rc* The return code.

*sc* The service code. Service codes contain either codes that specifically identify the error or codes returned by called services which failed to complete the request.

*mc* The module issuing the message.

**System action:** This message is issued and IMS Connect continues to run with IPV4 support.

**System programmer response:** Enable the TCP/IP stack for IPV6 processing by tailoring the BPXPRMxx member. See the IMS system definition information for more information.

---

#### HWSP1402W SSL PROCESSING NOT ENABLED; FUNC=*fn*, R=*rc*, S=*sc*, M=*mc*

**Explanation:** IMS Connect was unable to retrieve SSL support.

In the message text:

*fn* The function code.

*rc* The return code.

*sc* The service code. Service codes contain either codes that specifically identify the error or

codes returned by called services which failed to complete the request.

*mc* The module issuing the message.

**System action:** This message is issued. The SSL socket is closed. IMS Connect continues to run fully. If the message occurred during the SSL environment initialization, the port might be closed.

**System programmer response:** Ensure that the requirements for z/OS are met.

**Module:** HWSODPN0, HWSLEPS0, HWSDDOTD

**HWSP1405W FAILED TO OBTAIN FREE STORAGE;**  
**R=rc, B=bn, M=mc**

**Explanation:** IMS Connect OTMA was unable to get free storage for internal buffers.


In the message text:

*rc* The return code returned by z/OS for a GETMAIN failure  
*bn* The buffer name  
*mc* The module issuing the message

**System action:** This message is issued and IMS Connect continues to run.

**System programmer response:** This error can occur when not enough storage is available to complete the process. If the problem persists, search the problem-reporting databases to find a correction for the problem. If none exists, contact IBM Software Support. Provide the JCL, SYSLOG, and dump if available.

**Related reference:**

 z/OS: GETMAIN return and reason codes

**HWSP1410W FAILED TO RELEASE STORAGE;**  
**R=rc, B=bn, M=mc**

or

**FAILED TO RELEASE STORAGE; R=rc, B=bn, A=a, M=mc**

**Explanation:** The IMS Connect OTMA driver was unable to release storage for internal buffers.

In the message text:


*rc* The return code returned by z/OS for an GETMAIN failure.  
*bn* The buffer name  
*a* The address of the buffer  
*mc* The module issuing the message

**System action:** This message is issued and IMS Connect continues to run.

**System programmer response:** This problem is probably an internal error. Search the problem-reporting databases to find a correction for the problem. If none exists, contact IBM Software Support.

Provide the JCL, SYSLOG, and memory dump if available.

**Related reference:**

 z/OS: GETMAIN return and reason codes

**HWSP1415E TCP/IP SOCKET FUNCTION CALL FAILED; F=fn, R=rc, E=ec, M=mc, ID=cn, IPvn=ip**

**Explanation:** The IMS Connect TCP/IP driver is unable to perform the specified socket function. This message is issued during normal execution of IMS Connect. HWSP1415I is issued during shutdown of IMS Connect.

In the message text:

*fn* The TCP/IP socket function call.  
*rc* The TCP/IP return code. This can be either -1, indicating problem was encountered, or 0.  
*ec* The TCP/IP error code.  
*mc* The module issuing the message.  
*cn* The client name or port name.  
*n* The IP addressing standard (that is, IPv4, or IPv6).  
*ip* The TCP/IP address, when applicable.

**System action:** This message is issued and IMS Connect continues to run.

**System programmer response:** Check the error code *ec* to determine the cause of the problem. See z/OS: Return codes (errnos).

For problems encountered from the TCP/IP API macro call, see z/OS: Sockets return codes (ERRNOs).

**Related information:**

"HWSP1415I"

**HWSP1415I TCP/IP SOCKET FUNCTION CALL FAILED; F=fn, R=rc, E=ec, M=mc, ID=cn, IPvn=ip**

**Explanation:** The IMS Connect TCP/IP driver is unable to perform the specified socket function. HWSP1415E is issued during normal execution of IMS Connect. This message is issued during shutdown of IMS Connect.

For more information about this message, see HWSP1415E.

**System action:** This message is issued and IMS Connect continues to shut down.

**Related information:**

"HWSP1415E"

**HWSP1420E PORT NUMBER CONTAINS NON-NUMERIC VALUE; P=portid, M=mc**

**Explanation:** The IMS Connect TCP/IP driver was



unable to convert the *portid* string to a numeric value.

In the message text:

*portid* The port ID in the PORT substatement of the TCPIP statement in the IMS Connect configuration member, HWSCFGxx.

*mc* The module issuing the message.

**System action:** This message is issued and IMS Connect continues to run.

**System programmer response:** Check the PORT substatement of the TCPIP statement in the IMS Connect configuration member, HWSCFGxx, for the correct numeric characters. Correct the problem and restart IMS Connect.

**HWSP1425E WAIT ECB FAILED; F=*fn*, C=*pc*, M=*mc***

**Explanation:** The IMS Connect TCP/IP driver encountered a code in the event control block (ECB) that indicated the operation was not successful.

In the message text:

*fn* The function performed

*pc* The post code set by IMS Connect


*mc* The module issuing the message

**System action:** This message is issued and IMS Connect continues to run.

**System programmer response:** Check the post code for the possible cause. See the IMS Connect post code information. This error is probably an internal error. Search the problem reporting database to find a correction for the problem. If none exists, contact IBM Software Support. Provide the JCL, SYSLOG, and dump, if available.

**Module:** HWSSDOTD, HWSSDCON, HWSSDDSC, HWSSDRCV, HWSSDTTD, HWSSDXM

**Related reference:**

 IMS Connect post codes (Messages and Codes)

**HWSP1426E WAIT ECB FAILED; F=*fn*, C=*pc*, M=*mc***

**Explanation:** An invalid post code was returned to IMS Connect.

In the message text:

*fn* The function performed

*pc* The post code set by IMS Connect


*mc* The module issuing the message

**System action:** This message is issued and IMS Connect continues to run.

**System programmer response:** Check the post code for the possible cause. See the IMS Connect post code information.

**Module:** HWSSDOTD

**Related reference:**

 IMS Connect post codes (Messages and Codes)

**HWSP1430E TCP/IP INTERNAL ERROR; F=*fn*, R=*rc*, E=*ec*, M=*mc***

**Explanation:** TCP/IP was unable to perform the specified socket function.

In the message text:

*fn* The TCP/IP socket function call

*rc* The TCP/IP return code


*ec* The TCP/IP error code


*mc* The module issuing the message

**System action:** This message is issued and IMS Connect continues to run.

**System programmer response:** For the possible cause of the specified return code and error code, see the information on z/OS UNIX System Services.

**Related reference:**

 z/OS: Return codes (errnos)

 z/OS: Macro application programming interface

**HWSP1435E SOCKET CLOSED; REQUEST MESSAGE INCOMPLETE; M=*mc***

**Explanation:** The TCP/IP socket closed before all the data has been received.

In the message text:


*mc* The module issuing the message

**System action:** This message is issued and IMS Connect continues to run.

**System programmer response:** No action is required.

The connection has been terminated by the client code, and IMS Connect has received either no data or partial data from the client. This error can occur if you specified a TCP/IP value of SO\_LINGER=Y,VALUE=0 or SO\_LINGER=NO. Instead, specify SO\_LINGER=Y,VALUE=10. The VALUE parameter should be any value other than 0. See *z/OS UNIX System Services Messages and Codes* (SA22-7807) for more information about SO\_LINGER= and VALUE=. The request message is discarded.

**Related reference:**

 z/OS: GETSOCKOPT/SETSOCKOPT command values

**HWSP1440E INVALID LENGTH SPECIFIED IN MESSAGE PREFIX; L=*ll*, M=*mc***

or

**INVALID LENGTH SPECIFIED IN MESSAGE PREFIX; L=*ll*, M=*mc*, ID=, IPv*n*=*address***

**Explanation:** The length field in the message prefix contains an invalid value. A valid message length value is between 12 and 10,000,000 inclusive, and it must be

equal to the exact data being sent.

In the message text:

*ll* The length specified in the message prefix. This is the length of the entire message including the 12-byte message prefix.

*mc* The module issuing the message.

*id* The client ID.

*address* The client IP address. The address is in either Internet Protocol version 4 (IPv4) or IPv6 format.

**System action:** This message is issued and IMS Connect continues to run. The request message is discarded.

**System programmer response:** If the problem persists, check the messages for the client ID and client IP address to determine what the problem is. If necessary, contact IBM Software Support.

**HWSP1445E UNKNOWN EXIT IDENTIFIER SPECIFIED IN MESSAGE PREFIX; MSGID=*msgid1*/*msgid2*, M=*mc***

or

**UNKNOWN EXIT IDENTIFIER SPECIFIED IN MESSAGE PREFIX; MSGID=*msgid1*/*msgid2*, M=*mc*, IPvn=*address***

**Explanation:** The MSGID identifier in the message prefix contains an unknown identifier. Exit identifiers are given to IMS Connect in the INIT subroutine of the user exit.

In the message text:

*msgid1* The EBCDIC MSGID in the message prefix.

*msgid2* The ASCII MSGID in the message prefix.

*mc* The module issuing the message.

*address* The client IP address. The address is in either Internet Protocol version 4 (IPv4) or IPv6 format.

If the *msgid1* or *msgid2* is partially readable, it might mean that the message was built incorrectly and the IRM\_ID field contains only part of the ID. For example:

- If 4 extra bytes precede IRM\_ID, you might receive one of the following messages:

```
HWSP1445E Unknown EXIT identifier specified in message prefix; MSGID=)($
HWSP1445E Unknown EXIT identifier specified in message prefix; MSGID=~*_{|}*/:~)($~*SAM
```

- If 4 bytes are missing in front of IRM\_ID, you might receive one of the following messages:

```
HWSP1445E Unknown EXIT identifier specified in message prefix; MSGID=PLE+)$
HWSP1445E Unknown EXIT identifier specified in message prefix; MSGID=~*_{|}*/PLE+)$
```

**System action:** This message is issued and IMS Connect continues to run. The request message is discarded.

**System programmer response:** If *msgid1* and *msgid2* are both unreadable, then one of the following problems might have occurred:

1. The message was built incorrectly. The IMS request message (IRM) ID of the message is incorrect or missing. Ensure that the message is built correctly
2. The message was sent on a client-defined Secure Socket Layer (SSL) port; however the port was not defined to IMS Connect as an SSL port.

**HWSP1450E MESSAGE CONTAINS INVALID LENGTH; SEG\_NO=*sn*, APP\_LL=*al*, TOTAL MSG LEN=*tl*, EXPECTED MSG LEN=*el*, C=*clientid*, M=*mc***

**Explanation:** The input OTMA message contains an incorrect application data length.

In the message text:

*sn* The OTMA segment number.

*al* The application data length in the OTMA segment

*tl* The length of the total message specified.

*el* The length of the expected message.

*clientid* The client name. This field contains blanks if the client name is not available.

*mc* The module issuing the message.

**System action:** This message is issued and IMS Connect continues to run.

**System programmer response:** Make sure that the specified value is correct.

**HWSP1455E MESSAGE CONTAINS INVALID LENGTH; AREA\_LL=*ar*, APP\_LL=*al*, M=*mc***

**Explanation:** The input OTMA message contains an incorrect application data length.

In the message text:

*ar* The internal buffer length

*al* The application data length in the OTMA segment

*mc* The module issuing the message

**System action:** This message is issued and IMS Connect continues to run. The request message is discarded.

**System programmer response:** This error is internal to IMS Connect or IMS. Contact IBM Software Support. Provide the JCL, SYSLOG, and memory dump if available.

**HWSP1460E MISSING FIC IN OTMA PREFIX; M=*mc***

**Explanation:** The input OTMA message does not contain a first-in-chain (FIC) flag in the first segment.

In the message text:

*mc* The module issuing the message

**System action:** This message is issued and IMS Connect continues to run.



**System programmer response:** Make sure that the message contains an FIC flag.

---

**HWSP1465E MISSING LIC IN OTMA PREFIX;**  
**SEG\_NO=sn, M=mc**

**Explanation:** The input OTMA message does not contain a last-in-chain (LIC) flag in the last segment.

In the message text:

*sn* The number of the segment  
*mc* The module issuing the message

**System action:** This message is issued and IMS Connect continues to run.

**System programmer response:** Make sure that the message contains a LIC flag.

---

**HWSP1470E LOADING EXIT FAILED; EXIT=msgid,**  
**R=rc, M=mc**

**Explanation:** IMS Connect failed to load the user exit.

In the message text:

- *msgid* identifies the MSGID (exit name) in the message prefix.
- *rc* identifies the return code returned by z/OS from a z/OS load failure.
- *mc* identifies the module issuing the message.

**System action:** This message is issued for each user exit that fails to load. If at least one user exit loads correctly, IMS Connect continues to run. However, the exits that failed to load will not be available to IMS Connect.

If all user exits fail to load, IMS Connect continues to run but no TCP/IP communication is established (see HWSS0785W).

**System programmer response:** If TCP/IP communication failed to establish because none of the exits returned a valid return code, run CLOSEHWS to terminate IMS Connect.

Examine the return code and resolve the problem and then restart IMS Connect to reload the exit or exits.

**Related information:**

“HWSS0785W” on page 417

---

**HWSP1475E EXIT EXECUTION FAILED;**  
**EXIT=msgidmsgid, F=fn, R=rc, M=mc**

**Explanation:** A user exit returns an incorrect return code to IMS Connect when called by IMS Connect to perform an INIT or TERM function.

In the message text:

- *msgid* identifies the MSGID (exit name) in the message prefix.
- *fn* identifies the function failed.
- *rc* identifies the return code returned by z/OS from a z/OS load failure.

- *mc* identifies the module issuing the message.

**System action:** This message is issued for each user exit that returns an incorrect return code. If at least one exit returns a valid return code, IMS Connect continues to run. However, the exits that failed will not be available to IMS Connect.

If all exits return an invalid return code, IMS Connect continues to run but no TCP/IP connection is established (see HWSS0785W).

**System programmer response:** Pass the return code and function name to the exit owner to resolve the problem.

If TCP/IP communication is not established because none of the exits returned a valid return code, run CLOSEHWS to terminate IMS Connect.

**Related information:**

“HWSS0785W” on page 417

---

**HWSP1480E CONFLICT IDENTIFIERS RETURNED**  
**FROM EXIT; EXIT1=en1, EXIT2=en2,**  
**M=mc**

**Explanation:** Multiple user exits that use the same exit name are defined in the EXIT substatement of the TCPIP statement in the HWSCFGxx configuration member.

In the message text:

- *en1* identifies the first exit name.
- *en2* identifies the second exit name.
- *mc* identifies the module issuing the message.

**System action:** This message is issued and IMS Connect continues to run, but none of the TCP/IP communication facilities will work properly.

**System programmer response:** Have the owner of EXIT1 and EXIT2 resolve the naming problem, correct the exit names in the EXIT substatement in HWSCFGxx, and then shut down and restart IMS Connect.

---

**HWSP1485E PASSING TO TCP/IP ASYNC FAILED;**  
**F=fn, R=rc, E=ec, M=mc, ID=cn, IPvn=ip**

**Explanation:** TCP/IP rejects the request for asynchronous function processing.

In the message text:

*fn* The TCP/IP socket function call  
*rc* The TCP/IP return code  
*ec* The TCP/IP error code  
*mc* The module issuing the message  
*cn* The client name or port name  
*n* The IP addressing standard (that is, IPv4, IPv6).  
*ip* The TCP/IP address, when applicable

**System action:** This message is issued and IMS Connect continues to run.

**System programmer response:** For the possible cause of the specified return and error codes, see the related

release of z/OS UNIX System Services Messages and Codes (SA22-7807).

**Related reference:**

- ➔ z/OS: Return codes (errnos)
- ➔ z/OS: Macro application programming interface

**HWSP1490E INVALID OTMA SEQUENCE NUMBER; Seg=gn, SEQ=qn, C=cn, M=mc**

**Explanation:** A request message coming from a client or generated by a user exit contains an invalid sequence number in the OTMA prefix. The sequence number must match the segment number.

In the message text:

- *gn* identifies the segment number.
- *qn* identifies the sequence number.
- *cn* identifies the client name. It will contain blanks if the client name is not available.
- *mc* identifies the module issuing the message.

**System action:** This message is issued and IMS Connect continues to run.

**System programmer response:** None. The request message is discarded.

**HWSP1495E PROTOCOL VIOLATION; R=rc, C=cn, DS=ds, M=mc**

**Explanation:** IMS Connect received the input message while waiting for the response ACK/NAK.

In the message text:

- *rc* identifies the return code.
- *cn* identifies the client name. It will contain blanks if the client name is not available.
- *ds* identifies the data store name.
- *mc* identifies the module issuing the message.

**System action:** This message is issued and IMS Connect sends the NAK to IMS.

**System programmer response:** No action is required.

The request message is rejected.

**Module:** SDRC - HWSSDRCV

**HWSP1500E SECURITY VIOLATION; R=rc, C=cn, U=un, RACFRC=rrc RACFS=rrs, M=mc**

**Explanation:** RACF verification failed for the user ID and password from a client or user message exit routine. The user ID and password were contained in the user data section of the OTMA prefix of a request message.

In the message text:

*rc* The System Authorization Facility (SAF) return code.

*cn* The client name. This contains blanks if the client name is not available.  
*un* The user name. This contains blanks if the user name is not available.  
*rrc* The RACF return code.  
*rrs* The RACF reason code.  
*mc* The module issuing the message.

Return codes (decimal): See the RACROUTE REQUEST=VERIFY macro reference for z/OS for R=*rc*, RACFRC=*rrc*, and RACFS=*rrs* values.

**System action:** This message is issued and IMS Connect continues to run.

**System programmer response:** Check the user ID and password, the PassTicket and group name to ensure they are valid and have the proper authority. Check with your systems security administrator to perform the necessary changes.

**Module:** SDRC - HWSSDRCV, PCRC - HWSPCRCV

**Related reference:**

- ➔ z/OS: RACF RACROUTE REQUEST=VERIFY return codes and reason codes

**HWSP1501I RACF USERID CACHING {ENABLED | DISABLED},M=xxxx**

**Explanation:** IMS Connect successfully processed a command to enable or disable the RACF user ID cache.

In the message text:

*xxxx* The 4-character name of the module that issued the message.

**System action:** Normal processing continues.

**User response:** No action is required.

**Module:** HWSCHWS0, HWSCUPD0, and HWSCUPR0

**HWSP1503E SECURITY VIOLATION, NO RACROUTE CALL; R=rc, C=clientid, U=userid, M=mc**

**Explanation:** IMS Connect rejected the security input data, the user ID or the password. RACF=Y had been specified; however, no user ID or password was passed to IMS Connect by the user-written exit.

In the message text:

- *rc* identifies the return code from IMS Connect.
  - 255 - No OTMA security header; IMS Connect security checking cannot be done.
  - 252 - Invalid security header length. The security header length is less than X'6A', security parms are missing.
  - 248 - No password (see note 1).
  - 244 - No user ID (see note 2).
  - 242 - Invalid character detected in user ID, groupname, or password field.
  - 240 - No password and no user ID (see note 3).

- *clientid* identifies the client ID.
- *userid* identifies the user ID.
- *mc* identifies the module issuing the error message.

**Note:**

1. There is no password in IMS request message (IRM), but there is a user ID in IRM. Or, there is no password or user ID in IRM; however, there is a default user ID in the IMS Connect configuration file.
2. There is no user ID in IRM and there is no default user ID in the IMS Connect configuration file.
3. There is no password or user ID in IRM and there is no default user ID in the IMS Connect configuration file.

**System action:** The request message is rejected. IMS Connect continues to run.

**System programmer response:** No action is required.

If the problem continues, correct the user exit to pass valid security data.

**Module:** SDRC - HWSSDRCV, PCRC - HWSPCRCV

**HWSP1504I RACF USERID *uidname* WAS SUCCESSFULLY REFRESHED,M=xxxx**

**Explanation:** IMS Connect successfully refreshed the cached data for the specified RACF user ID with the RACROUTE REQUEST=VERIFY command.

In the message text:

*uidname* The RACF user ID  
 xxxx The four letter name of the module that issued the message

**System action:** IMS Connect continues normal processing with the updated RACF user ID information.

**User response:** No action is required.

**Module:** HWSCUPRO

**HWSP1505E NEGATIVE SEGMENT LEN; SEG LEN=1111, R=rc, M=mc**

**Explanation:** One of the data segments contains an invalid segment length; the length is negative.

In the message text:

- *1111* identifies the length value in the message segment.
- *rc* identifies the XCF return code.
- *mc* identifies the module issuing the message.

**System action:** The request message is rejected. This message is issued when a negative segment length is received from the client. The connection is closed.

**System programmer response:** No action is required.

**Module:** DRCV - HWSSDRCV

**HWSP1506I RACF USERID *uidname* NOT FOUND, M=xxxx**

**Explanation:** A RACF user ID was not refreshed because the requested RACF user ID *uidname* was not in the IMS Connect RACF user ID cache.

In the message text:

*uidname* The RACF user ID name that was specified by the WTOR command REFRESH RACFUID or a z/OS Modify command UPDATE RACFUID.  
 xxxx The 4-character name of the module that issued the message.

**System action:** Normal processing continues.

**User response:** Check the spelling of the user ID and reissue the command.

**Module:** HWSCUPRO

**HWSP1507E CONNECTION SECURITY ERROR; C=*clientid*, U=*userid*, A=*applid*, SAFRC=*safrc*, RACFRC=*racfrc* RACFRSN=*racfrsn*, M=*mc***

**Explanation:** The IMS Connect RACROUTE REQUEST call to RACF failed to authenticate or authorize the security credentials on a connection identified by the *clientid*.

In the message text:

*clientid* Identifies the client ID of the connection.  
*userid* The user ID used for authentication and authorization.  
*applid* The application ID used for authentication and authorization  
*safrc* Identifies the SAF return code.  
*racfrc* The RACF return code.  
*racfrsn* The RACF reason code.  
*mc* Identifies the module issuing the message.

**System action:** IMS Connect rejects the message and returns a NAK with OTMA sense code 002A/0005. OTMA reroutes the message to the dead letter queue, HWS\$DLQ. IMS Connect closes the socket connection.

**System programmer response:** Check the RACF return codes and reason codes for the RACROUTE REQUEST=VERIFY call in the *z/OS Security Server RACROUTE Macro Reference*.

Check that the security credentials passed by the sender are correct. Check that the RACF security definitions for the system on which this instance of IMS Connect resides are correct.

**Module:** MSCX – HWSMSCX0, OTMX – HWSOTMX0

**Related reference:**

➡ z/OS: RACF RACROUTE REQUEST=VERIFY return codes and reason codes

**Related information:**

002A (Messages and Codes)

---

**HWSP1510E AN ERROR OCCURRED PROCESSING THE OUTBOUND MESSAGE; THE MESSAGE WAS REROUTED TO THE DEAD LETTER QUEUE** *queueName*;  
**M=mc**

**Explanation:** IMS Connect encountered an error during outbound message processing. IMS Connect issues a negative acknowledgement (NAK) for the outbound message to OTMA and rerouted it to the dead letter queue.

In the message text:

*queueName*

The queue to which the message was rerouted

*mc*

The module issuing the message

**System action:** The outbound message is rerouted to the dead letter queue. IMS Connect continues to run.

**System programmer response:** Prior to this message, IMS Connect issued another error message stating the error. IMS Connect rerouted the outbound message to the dead letter queue because it is not recoverable. Check the previous messages to resolve the problem.

**Module:** HWSXMT0

---

**HWSQ2200E IMS CONNECT RECEIVED THE ERROR RESPONSE FROM ODBM=odbmname; R=rc, S=rsn, M=mc**

or

**IMS CONNECT WAS UNABLE TO PROCESS THE ERROR RESPONSE FROM ODBM=odbmname; R=rc, S=rsn, M=mc**

**Explanation:** IMS Connect received an error reply message from an Open Database Manager (ODBM) and was unable to process it.

In the message text:

*odbmname*

The name of the ODBM

*rc*

Return code

*rsn*

Reason code

*mc*

The module issuing the message

**System action:** IMS Connect continues to run.

**System programmer response:** This problem is probably an internal error. Search the problem-reporting databases to find a correction for the problem. If none exists, contact IBM Software Support Center. Provide your JCL, SYSLOG, and memory dump if available.

**Module:** NXRC - HWSNDXRC

---

**HWSQ2205E IMS CONNECT WAS UNABLE TO PROCESS THE CSLDMI ERROR RESPONSE FROM ODBM=odbmname; R=rc, S=rsn, M=mc**

**Explanation:** IMS Connect received a CSLDMI error reply message from an Open Database Manager (ODBM) and was unable to process it.

In the message text:

*odbmname*

The name of the ODBM

*rc*

Return code from ODBM CSLDMI

*rsn*

Reason code from ODBM CSLDMI

*mc*

The module issuing the message

**System action:** IMS Connect continues to run.

**System programmer response:** Check the CSLDMI return and reason codes and take the appropriate action. If the problem persists, it is probably an internal error. Search the problem-reporting databases to find a correction for the problem. If none exists, contact IBM Software Support. Provide your JCL, SYSLOG, and memory dump if available.

**Module:** NXRC - HWSNDXRC

**Related reference:**

CSLDMI: ODBM application program interface (System Programming APIs)

---

**HWSQ2225E IMS CONNECT DID NOT RECEIVE THE DIRECTIVE PARMLIST FROM ODBM=odbmname, M=mc**

**Explanation:** IMS Connect received a reply message from an Open Database Manager (ODBM) that did not contain the directive parameter list.

In the message text:

*odbmname*

The name of the ODBM

*mc*

The module issuing the message

**System action:** IMS Connect continues to run.

**System programmer response:** This problem is probably an internal error. Search the problem-reporting databases to find a correction for the problem. If none exists, contact IBM Software Support Center. Provide your JCL, SYSLOG, and memory dump if available.

**Module:** NXRC-HWSNDXRC

---

**HWSQ2230W FAILED TO OBTAIN STORAGE; R=rc, S=sc, B=bn, M=mc**

**Explanation:** The IMS Connect ODBM driver is unable to get free storage for internal buffers.

In the message text:

*rc*

Return code of the service.

*sc*

Service code. Service codes can contain either

codes that more specifically identify the error, or codes returned by called services that failed the request. The following codes are storage services:

- BPECBGET
- BPEGETM

*bn* Buffer name. The following codes are buffer names:

- *CTOKEN* identifies the communications token block.
- *FWE* identifies the function work element block.
- *HASTBL* identifies the hash table block.
- *IMSA* identifies the IMS alias block.

*mc* Module issuing the message.

**System action:** This message is issued and IMS Connect continues to run.

**System programmer response:** This error can occur when not enough storage is available to complete the process. If the problem persists, search the problem-reporting databases to find a correction for the problem. If none exists, record the return code, service code, buffer name, buffer address, and contact IBM Software Support. Provide the JCL, SYSLOG, and dump if available.

**Module:** NXMT – HWSNDXMT; NXOT – HWSNDXOT

#### HWSQ2235W FAILED TO RELEASE STORAGE;

*R=rc, S=sc, B=bn, A=addr, M=mc*

**Explanation:** The IMS Connect ODBM driver is unable to release storage for internal buffers.

In the message text:

*rc* Return code of the service

*sc* Service code. Service codes can contain either codes that more specifically identify the error, or codes returned by called services that failed the request. The following codes are storage services:

- BPECBGET
- BPEGETM

*bn* Buffer name. The following codes are buffer names:

- *CTOKEN*—communications token block.
- *FWE*—function work element block.
- *HASTBL*—hash table block.
- *IMSA*—IMS alias block.

*addr* Address of the buffer

*mc* Module issuing the message

**System action:** This message is issued and IMS Connect continues to run.

**System programmer response:** This error can occur when not enough storage is available to complete the process. If the problem persists, search the problem-reporting databases to find a correction for the problem. If none exists, record the return code, service code, buffer name, buffer address, and contact IBM

Software Support. Provide the JCL, SYSLOG, and memory dump if available.

**Module:** NXMT – HWSNDXMT

#### HWSQ2240W REGISTRATION TO ODBM FAILED: MEMBER=*odbmname*; *R=rc, S=sc, M=mc*

**Explanation:** The IMS Connect ODBM driver is unable to register to the named ODBM.

In the message text:

*odbm* Name of the ODBM.

*rc* Return code of the service.

*sc* Service code. Service codes can contain either codes that more specifically identify the error, or codes returned by called services that failed the request.

*mc* Module issuing the message.

**System action:** This message is issued and IMS Connect continues to run; however, no communication function is available to ODBMs.

**System programmer response:** If the problem persists, search the problem-reporting databases to find a correction for the problem. If none exists, record the return code, service code, and contact IBM Software Support. Provide the JCL, SYSLOG, and memory dump if available.

**Module:** NXOT – HWSNDXOT

#### HWSQ2245W DEREGISTRATION TO ODBM

**FAILED: MEMBER=*odbmname*; *R=rc, S=sc, M=mc***

**Explanation:** The IMS Connect Open Database Manager (ODBM) driver was unable to unregister to the named ODBM.

In the message text:

*odbm* Name of the ODBM.

*rc* Return code of the service.

*sc* Service code. Service codes can contain either codes that more specifically identify the error, or codes returned by called services that failed the request.

*mc* Module issuing the message.

**System action:** This message is issued and IMS Connect continues to run.

**System programmer response:** If the problem persists, search the problem-reporting databases to find a correction for the problem. If none exists, record the return code, service code, and contact IBM Software Support. Provide the JCL, SYSLOG, and memory dump if available.

**Module:** NXCN – HWSNDXCEN

**HWSQ2255W THE ODBM IS NOT AVAILABLE:**  
MEMBER=*odbmname*; STATE=*s*, M=*mc*

**Explanation:** A request has been made to this ODBM *odbmname*, but it is not available due to the state *s*.

In the message text:

*odbm* Name of the ODBM.  
*s* State of the ODBM. States include:  
 • DISC  
 • TERM  
*mc* Module issuing the message

**System action:** This message is issued and IMS Connect continues to run. IMS Connect issues a negative response to the client.

**System programmer response:** If the state is DISC issue the IMS Connect command STARTOD to start the connection to ODBM.

If the state is TERM restart the ODBM identified in the message.

**Module:** NXMT – HWSNDXMT

## HWS messages HWSR0001-HWSX2000

This topic contains the following messages:

**HWSR0653I PROTECTED CONVERSATION PROCESSING WITH RRS/MVS ENABLED M=*mc***

**Explanation:** An attempt to communicate and restart with RRS is successful.

**System action:** The message is issued and IMS Connect continues to run.

**Module:** RRSI - HWSRRSIO

contains the function and parameters that a service requires for processing.

In the message text:

- *func* identifies the function requested.
- *rc* identifies the return code.
- *sc* identifies the service code. Service codes can contain either codes that more specifically identify the error, or codes returned by called services that failed the request.
- *mc* identifies the module issuing the message.

**HWSR0698W PROTECTED CONVERSATION PROCESSING NOT ENABLED FUNC=*fn*; R=*rc*, S=*sc*, M=*mc***

**Explanation:** An attempt to communicate with z/OS Resource Recovery Services (RRS) is unsuccessful.

In the message text:

- *fn* identifies the RRS call that was issued.
- *rc* identifies the RRS return code.
- *sc* identifies the RRS call that was issued.
- *mc* identifies the module issuing the message.

**System action:** The message is issued, and IMS Connect continues to run.

**System programmer response:** Ensure that RRS was brought up correctly. If the error recurs, search the problem-reporting databases to find a correction for the problem. If none exists, contact the IBM Software Support. Provide the JCL, SYSLOG, and dump, if available.

**Module:** RRSI - HWSRRSIO

**Related reference:**

 z/OS: z/OS Callable Resource Recovery Services

See the following table for an explanation of the service and return code:

Table 61. Service and return code explanation for HWSR0800E

Service code	Short explanation	Return code	Meaning
INVFUNC	The function requested in the FWE is incorrect.	4	This is a processing error.

**System action:** This message is issued and, if possible, the requestor of the function is notified. Otherwise, the FWE is freed. In all cases, IMS Connect continues to run.

**System programmer response:** This problem is probably an internal error. Search the problem-reporting databases to find a correction for the problem. If none exists, contact IBM Software Support. Provide the JCL, SYSLOG, and a memory dump, if available.

**Module:** HWSRCDRO

**HWSR0800E FUNCTION WORK ELEMENT PROCESSING FAILURE, FUNC=*func*; R=*rc*, S=*sc*, M=*mc***

**Explanation:** The function work element (FWE) cannot be processed. The FWE requests work between components and within components. This structure

**HWSR0810E STORAGE ALLOCATE FAILED FOR RECORDER DCB; R=*rc*, S=*sc*, M=*mc***

**Explanation:** Storage allocation failed for recorder data set DCB control block.

In the message text:

- *rc* identifies the return code.
- *sc* identifies the service code. Service codes can contain either codes that more specifically identify the error, or codes returned by called services that failed the request.
- *mc* identifies the module issuing the message.

See the following table for an explanation of service and return codes.

Table 62. Service and return code explanation for HWSR0810E

Service code	Short explanation	Return code	Meaning
GETDCB	BPEGETM, the system service used to acquire the CTOKEN.	4	An incorrect or unsupported subpool is specified.
		8	A zero length is requested.
		12	Unable to obtain the requested storage (z/OS GETMAIN failed).

**System action:** The system continues to operate, however, no logging of input or output messages will occur.

**System programmer response:** More storage is required for the execution of the IMS Connect address space.

**Module:** HWSRCDRO

---

**HWSR0820E DCB OPEN FAILED FOR RECORDER DATASET; R=*rc*, S=*sc*, M=*mc***

**Explanation:** DCB open failed for the recorder data set DCB.

In the message text:

- *rc* identifies the return code returned from the OPEN request.
- *sc* identifies the service code DCBOPEN.
- *mc* identifies the module issuing the message.

**System action:** The message is issued and the recorder data set is set to closed.

**System programmer response:** In the system programmer's z/OS console, see the error message on the line that directly precedes this error message to determine the appropriate action.

**Module:** HWSRCDRO

---

**HWSR0880I RECORDER OPENED; M=*mc***

**Explanation:** A recorder function has been opened successfully.

In the message text:

- *mc* identifies the module issuing the message.

**System action:** The recorder data set is now open and logging of input and output message text has begun.

**System programmer response:** No action is required.

**Module:** HWSRCDRO

---

**HWSR0881I RECORDER ALREADY OPENED; M=*mc***

**Explanation:** A recorder open command was issued; however, the recorder trace is already open.

In the message text:

- *mc* identifies the module issuing the message.

**System action:** The recorder open request is ignored.

**Module:** HWSCHWS0

---

**HWSR0890I RECORDER CLOSED; M=*mc***

**Explanation:** A recorder function has been closed successfully.

In the message text:

- *mc* identifies the module issuing the message.

**System action:** The recorder data set is now closed and logging of input and output message text has ended.

**System programmer response:** No action is required.

**Module:** HWSRCDRO

---

**HWSR0891I RECORDER ALREADY CLOSED; M=*mc***

**Explanation:** A recorder close command was issued; however, the recorder trace is already closed.

In the message text:

- *mc* identifies the module issuing the message.

**System action:** The recorder close request is ignored.

**Module:** HWSCHWS0

---

**HWSS0700E FUNCTION WORK ELEMENT PROCESSING FAILURE; FUNC=*fn*, R=*rc*, S=*sc*, M=*mc***

**Explanation:** The function work element (FWE) cannot be processed. The FWE requests work between components and within components. This structure contains the function and parameters that a service requires for processing.

In the message text:



## HWSS0712W

- *fn* identifies the function requested.
- *rc* identifies the return code.
- *sc* identifies the service code. Service codes can contain either codes that more specifically identify the error, or codes returned by called services that failed the request.
- *mc* identifies the module issuing the message.

See the following table for an explanation of the service and return code.

Table 63. Service and return code explanation for HWSS0700E

Service code	Short explanation	Return code	Meaning
INVFUNC	The function requested in the FWE is incorrect.	4	This is a processing error.

**System action:** This message is issued and, if possible, the requestor of the function is notified. Otherwise, the FWE is freed. In all cases, IMS Connect continues to run.

**System programmer response:** This is probably an

Table 64. Service and return code explanation for HWSS0712W

Service code	Short explanation	Return code	Meaning
GETTWUB	BPECBGET, the system service used to acquire the thread work unit (TWU) for the scheduler controller.	4	An incorrect CBTE address is passed to the CB get routine. This is an internal system error.
		8	Storage is unavailable to satisfy the request.
NOLOCAL	Open the local port.	4	Local portid is not specified.
OPENERR	Establish local communication mechanism.	4	Initialization of local mechanism fails.
SCHEDTWU	BPETHDCR, the system service used to schedule the scheduler controller thread.	4	An incorrect dispatcher work area is passed to the create thread routine.
		8	An incorrect TCB index value is passed on the TCBIDX parameter.
		12	A zero routine address is passed on the ROUTINE= parameter.

internal error. Search the problem-reporting databases to find a correction for the problem. If none exists, contact the IBM Software Support. Provide the JCL, SYSLOG, and dump if available.

**Module:** SOCC - HWSSOCC0, SCVC - HWSSVC0

### HWSS0712W UNABLE TO START SCHEDULER CONTROLLER FOR PORT=*portid*; R=*rc*, S=*sc*, M=*mc*

**Explanation:** Storage cannot be allocated for the scheduler controller structure, or the scheduler controller thread cannot be scheduled. This controller processes the connection of TCP/IP or Local clients.

In the message text:

- *portid* identifies the TCP/IP or local port.
- *rc* identifies the return code.
- *sc* identifies the service code. Service codes can contain either codes that more specifically identify the error, or codes returned by called services that failed the request.
- *mc* identifies the module issuing the message.

See the following table for an explanation of service and return codes.



Table 64. Service and return code explanation for HWSS0712W (continued)

Service code	Short explanation	Return code	Meaning
		16	An incorrect TCB table entry address is passed into the thread create routine. The BPTHDCR macro determines the TCBT address based on whether the parameter TCBTYPE, TCBIDX, or TCBDWA is specified. Ensure that this parameter is correctly coded.
		20	Unable to get storage for a thread control block (THCB) for the thread.
		24	Unable to get stack storage for the thread.
		28	The initial post of the thread fails.

**System action:** This message is issued and IMS Connect continues to run; however, no communication function is available to the identified TCP/IP of local port.

**System programmer response:** Terminate IMS Connect and ensure that the region size in the JCL statement is large enough to accommodate the IMS Connect region. Restart IMS Connect. If the error recurs, search the problem-reporting databases to find a correction for the problem. If none exists, contact the IBM Software Support. Provide the JCL, SYSLOG, and dump if available.

**Module:** SOC3 - HWSSOC30

conversation controller structure, or the conversation controller thread cannot be scheduled. This controller schedules the communication functions for a TCP/IP client. This error is due to using a region size for IMS Connect that is too small or to a processing or internal system error.

In the message text:

- *portid* identifies the TCP/IP port.
- *rc* identifies the return code.
- *sc* identifies the service code. Service codes can contain either codes that more specifically identify the error, or codes returned by called services that failed the request.
- *mc* identifies the module issuing the message.

**HWSS0714E UNABLE TO START A TCP/IP CLIENT ON PORT=*portid*; R=*rc*, S=*sc*, M=*mc***

See the following table for an explanation of service and return codes.

**Explanation:** Storage cannot be allocated for the

Table 65. Service and return code explanation for HWSS0714E

Service code	Short explanation	Return code	Meaning
DUPE SVT	A duplicate client ID (LUNAME) has been specified for this client.	4	Two different clients are using the same user ID.
GET SVTB	BPECBGET, the system service used to acquire the TCP/IP client table (SVT). This table represents the connected TCP/IP client.	4	An incorrect CBTE address is passed to the CB get routine. This is an internal system error.
	Storage is unavailable to satisfy the request.	8	

## HWSS0714E

Table 65. Service and return code explanation for HWSS0714E (continued)

Service code	Short explanation	Return code	Meaning
GETTWUB	BPECBGET, the system service used to acquire the thread work unit (TWU) for the conversation controller.	4	An incorrect CBTE address is passed to the CB get routine. This is an internal system error.
		8	Storage is unavailable to satisfy the request.
INCLOSE	IMS Connect is in close process. No new connection with IMS Connect is possible.	12	This is a processing error.
SCHEDTWU	BPETHDCR, the system service used to schedule the scheduler controller thread.	4	An incorrect dispatcher work area is passed to the create thread routine. This is a system error.
		8	An incorrect TCB index value is passed on the TCBIDX parameter. This is an internal system error.
		12	A zero routine address is passed on the ROUTINE= parameter. This is an internal system error.
		16	An incorrect TCB table entry address is passed into the thread create routine. The BPETHDCR macro determines the TCBT address based on whether the parameter TCBTYPE, TCBIDX, or TCBDWA is specified. This is an internal system error.
		20	Unable to get storage for a thread control block (THCB) for the thread.
		24	Unable to get stack storage for the thread.
		28	The initial post of the thread failed. This is an internal system error.

Table 65. Service and return code explanation for HWSS0714E (continued)

Service code	Short explanation	Return code	Meaning
SHUT/STO		4	<p>During a new session connection process, IMS Connect detected either of the two conditions:</p> <ul style="list-style-type: none"> <li>• IMS Connect is in the process of shutting down.</li> <li>• The port on which the connection is being made is stopped (before the IMS Connect STOPPORT command)</li> </ul> <p>The session connection request is ignored and IMS Connect continues (terminating in the case of shutdown).</p>

**System action:** This message is issued and IMS Connect continues to run.

**System programmer response:** Take one of the following actions:

- If the problem is due to an internal system error and the problem recurs after stopping and restarting IMS Connect, search the problem-reporting databases to find a correction for the problem. If none exists, contact the IBM Support Center. Provide the JCL, SYSLOG, and dump if available.
- If the problem is due to a storage shortage, either:
  - Allow IMS Connect to continue running with the currently connected TCP/IP clients.
  - Terminate and then restart IMS Connect, ensuring that the IMS Connect region size is large enough to accommodate an increase in TCP/IP client connections.

If the error recurs, search the problem-reporting databases to find a correction for the problem. If none exists, contact the IBM Software Support. Provide the JCL, SYSLOG, and dump if available.

**Module:** SSC1 - HWSSSC10

---

**HWSS0727W TERMINATE FAILED FOR TCP/IP CLIENT=portid clientid; R=rc, S=sc, M=mc**

**Explanation:** An attempt to terminate the named client is unsuccessful.

In the message text:

- *portid* identifies the port.
- *clientid* identifies the TCP/IP client.
- *rc* identifies the return code.
- *sc* identifies the service code. Service codes can contain either codes that more specifically identify the error, or codes returned by called services that failed the request.

- *mc* identifies the module issuing the message.

See the following table for an explanation of the service and return code.

Table 66. Service and return code explanation for HWSS0727W

Service code	Short explanation	Return code	Meaning
NFNDSVT	The TCP/IP client table (SVT) using the portid and the clientid as the search value cannot be located. This table represents a TCP/IP client connection with IMS Connect.	4	This is a processing error.

**System action:** This is probably an internal error. Search the problem-reporting databases to find a correction for the problem. If none exists, contact the IBM Software Support. Provide the JCL, SYSLOG, and dump if available.

**Module:** SCCL - HWSSCCL0

---

**HWSS0730W COMMAND=command FOR PORT=portid REJECTED, CLIENT(S) IN PROGRESS; M=mc**

**Explanation:** An attempt to terminate the port with a command cannot be processed because IMS Connect clients are currently scheduled for this port.

## HWSS0742W

In the message text:

- *command* identifies the data store.
- *portid* identifies the port.
- *mc* identifies the module issuing the message.

**System action:** Reenter the command after all active clients for the port have become inactive. Use the VIEWPORT command to determine the activity on the port.

**Module:** SSTP - HWSSSTP0

---

**HWSS0742W HWSS0742W MESSAGE FAILED,**  
**ORIGIN=portid clientid TO DESTID=did;**  
**R=rc, S=sc, M=mc**

**Explanation:** IMS Connect is unable to forward a message received from TCP/IP client *clientid*, which is

communicating through port *portid* to the required data store destination.

In the message text:

- *portid* identifies the TCP/IP port.
- *clientid* identifies the TCP/IP client.
- *did* identifies the data store.
- *rc* identifies the return code.
- *sc* identifies the service code. Service codes can contain either codes that more specifically identify the error, or codes that are returned by called services that failed the request.
- *mc* identifies the module that issued the message.

See the following table for an explanation of service and return codes:

Table 67. Service and return code explanation for HWSS0742W

Service code	Short explanation	Return code	Meaning
CANCRTP	The ACK cannot be delivered to IMS because IMS has cancelled the Resume Tpipe.	8	The ACK response to output that IMS Connect delivered to the client as a result of a Resume Tpipe request cannot be delivered to IMS because IMS has cancelled the Resume Tpipe. This occurs when ACKTO timeout has occurred, or when the IMS operator stops the T MEMBER/TPIPE in IMS.
DSCLOSE	All data stores are becoming inactive. This could result from a CLOSEHWS command that is shutting down IMS Connect.	12	This is a processing error.
DUPECLNT	A duplicate Client ID was detected.	8	Client ID should be unique.
GETFWEB	BPECBGET, the system service that is used to acquire an FWE for queuing of messages. The FWE is used as the queuing structure for a message.	4	An incorrect CBTE address is passed to the CB get routine. This is an internal system error.
		8	Storage is unavailable to satisfy the request.
INVCNVCS	IMS Connect detected an error.	60	One of the following conditions was detected: <ul style="list-style-type: none"> <li>• The request message is not destined to a shareable persistent socket.</li> <li>• The request message is not a CM1 input.</li> </ul> <p>The request message is discarded. IMS Connect leaves the socket connection and the conversation intact.</p>

Table 67. Service and return code explanation for HWSS0742W (continued)

Service code	Short explanation	Return code	Meaning
INVCNVAK	IMS Connect detected an error.	60	The ACK/NAK message that is associated with the previous output message contains the conversational transaction information that might be in conflict with IMS Connect. The request message is discarded. IMS Connect leaves the socket connection and the conversation intact.
INVLDCNV	The input message contained invalid conversational information.	60	This is a processing error.
INVLDTA	An invalid state was detected.	8	IMS is expecting an ACK, NACK, or deallocate, rather than an input message.
INVLDTOK	An invalid server token was detected.	8	Use the correct server token for the conversation iteration. Or, a second client is starting a conversation and is using a duplicate ID while the first client is in a conversation.
LATEMSG	A message from IMS was received after a timeout has occurred in IMS Connect or after the socket was closed, or after TCP/IP had been terminated. The socket might have closed before the IMS output was received by IMS Connect.	4	Message from IMS was received by IMS Connect and was not delivered to the client.
MISMATCH	IMS Connect cannot deliver a message that was received from a remote IMS Connect instance through an MSC TCP/IP link, because the message does not contain a destination IMS ID that matches the IMS ID specified on the LCLIMS parameter of any MSC statement defined to this IMS Connect instance. Check that the correct IMS ID was specified either on the RMTIMS parameter of the MSC statement of the remote IMS Connect instance that sent the message or on the LCLIMS parameter of the MSC statement of the local IMS Connect instance that received the message.	16	Message cannot be delivered and is discarded.
NCASCADE	IMS Connect cannot deliver a global RRS transaction message to an IMS TM data store on a different z/OS image (LPAR) because IMS Connect support for cascaded global transactions is not enabled.	4	

Table 67. Service and return code explanation for HWSS0742W (continued)

Service code	Short explanation	Return code	Meaning
NFNDCOMP	The component that handles the requested function cannot be found. An IMS Connect component issues an interface call for another component's service and the requested component cannot be located.	4	This is a processing error.
NFNDDST	The data store table cannot be found. This table maintains the activity of a data store.	4	This is a processing error.
NFNDFUNC	The requested function cannot be found. An IMS Connect component issues an interface call for another component's service and the requested service cannot be located.	8	This is a processing error.
NFNDUOR	Unit of recovery control block cannot be found.	4	This is a processing error.
RRSNAVIL	A problem was encountered with RRS.	4	Check your RRS feed. Also, ensure that RRS=Y is defined in your IMS Connect configuration file.
SHUTDOWN	A CLOSEHWS command was issued. IMS Connect termination is in process.	8	Termination in process.
STP/CLSE	Data store / IMSplex in stop or close process.	4	This is a processing error.

**System action:** This message is issued and IMS Connect continues to run. The message in progress is released.

**System programmer response:** The response can vary depending on the service code.

For service codes DSCLOSE, NFNDDST, and SHUTDOWN, the data store is no longer active or connected to IMS Connect. Investigate why the data store was terminated, or if a STOPDS command was issued.

For service codes DUPLNT and INVLDTOK, a second client connects to IMS Connect with the same Client ID currently identified to IMS Connect. The client might have disconnected and reconnected with the same Client ID; however, IMS Connect is not aware of the disconnect because the client is in a CONN state waiting for a response from IMS.

For service code INVLDST, the client failed to send an ACK/NAK response when the sync level is defined as CONFIRM; or the client left the conversation early without issuing a DEALLOCATE request to IMS Connect.

For service code INVLDENV, the request message

contained the conversational transaction information that might be in conflict with IMS Connect. It was not destined to a shareable persistent socket with Commit Mode 1, or it was routed to an IMS Connect that does not connect to the same data store which the conversation is having the affinity. The request message is discarded. IMS Connect leaves the socket connection and the conversation intact.

**Module:** SRE4 - HWSSRE40

---

**HWSS0743I** **DUPLICATE CLIENT ID TERMINATED, ORIGIN=portid CID=clientid; R=rc, S=sc, M=mc**

**Explanation:** By setting IRM\_F3=IRM\_F3\_CANCLID (X'80'), the client requested to terminate a previous session that has the same client ID at the same port ID.

In the message text:

- *portid* identifies the TCP/IP port.
- *clientid* identifies the TCP/IP client.
- *rc* identifies the return code.
- *sc* identifies the service code. Service codes can contain either codes that more specifically identify the error, or codes returned by called services that failed the request.

- *mc* identifies the module issuing the message.

**System action:** IMS Connect issued a STOP CLIENT command internally regardless of the state of the previous instance of the session. The new session is activated.

**System programmer response:** No action is required.

**Module:** HWSSRECO

---

**HWSS0746W UNABLE TO NOTIFY ORIGIN=*portid* *clientid* OF MESSAGE FAILURE; R=*rc*, S=*sc*, M=*mc***

**Explanation:** IMS Connect is unable to notify the named TCP/IP client about an error that has occurred while processing a request message or a response that IMS Connect has received.

In the message text:

- *portid* identifies the TCP/IP port.
- *clientid* identifies the TCP/IP client.
- *rc* identifies the return code.
- *sc* identifies the service code. Service codes can contain either codes that more specifically identify the error, or codes returned by called services that failed the request.
- *mc* identifies the module issuing the message.

See the following table for an explanation of service and return codes.

*Table 68. Service and return code explanation for HWSS0746W*

Service code	Short explanation	Return code	Meaning
GETFWEB	BPECBGET, the system service used to acquire an FWE for queuing of messages. The FWE is used as the queuing structure and the message is anchored off the FWE.	4	An incorrect CBTE address is passed to the CB get routine. This is an internal system error.
		8	Storage is unavailable to satisfy the request.
GETC01K	BPECBGET, the system service used to acquire storage to build the error message.	4	An incorrect CBTE address is passed to the CB get routine. This is an internal system error.

*Table 68. Service and return code explanation for HWSS0746W (continued)*

Service code	Short explanation	Return code	Meaning
		8	Storage is unavailable to satisfy the request.
NFNDSVT	The TCP/IP client table cannot be found. This table maintains the activity of a connected TCP/IP client.	4	This is a processing error.

**System action:** This message is issued and IMS Connect continues to run. The request or response message being processed is discarded.

**System programmer response:** This error can occur when not enough storage is available to complete the process. If the problem persists, search the problem-reporting databases to find a correction for the problem. If none exists, contact the IBM Software Support. Provide the JCL, SYSLOG, and dump if available.

**Module:** SRE4 - HWSSRE40

---

**HWSS0748W FAILED TO OBTAIN FREE STORAGE ORIGIN=*portid* *clientid*; R=*rc*, S=*sc*, M=*mc***

**Explanation:** IMS Connect was not able to obtain a buffer to send an ACK or NAK acknowledgement to the data store.

In the message text:

- *portid* identifies the TCP/IP port.
- *clientid* identifies the TCP/IP client.
- *rc* identifies the return code.
- *sc* identifies the service code.
- *mc* identifies the module issuing the message.

See the following table for the service and return codes and their explanation:

Table 69. Service and return code explanation for HWSS0748W

Service code	Short explanation	Return code	Meaning
GETC01K	BPECBGET, the system service used to acquire storage to build the ACK/NAK message.	4	Storage is unavailable to satisfy the request.

**System action:** IMS Connect continues to run when this messages is issued. The ACK/NAK acknowledgement is delivered to the data store in an emergency buffer obtained at the client connect time.

**System programmer response:** This problem is likely due to a temporary storage error. If the problem persist, check the region size of IMS Connect to determine if it is large enough.

**Module:** SCCL-HWSSCCL0

**HWSS0761I TCPIP COMMUNICATION WITH CLIENT=*portid clientid* STOPPED; M=*mc***

**Explanation:** The communication for the named TCP/IP client stops.

In the message text:

- *portid* identifies the TCP/IP port.
- *clientid* identifies the TCP/IP client.
- *mc* identifies the module issuing the message.

**System action:** This message is issued when a STOPCLNT command has taken effect.

**Module:** SCCM - HWSSCCM0

**HWSS0762I LOCAL COMMUNICATION WITH CLIENT=*cname* STOPPED; M=*mc***

**Explanation:** Local communication for the named client is stopped.

In the message text:

- *cname* identifies the client.
- *mc* identifies the module issuing the message.

**System action:** This message is issued when a STOPCLNT command takes effect for a client using a Local Option connection. IMS connect continues to run.

**Module:** PCCM - HWSPCCM0

**HWSS0763W LOCAL COMMUNICATIONS WITH CLIENT=*cname* CONNECTION FAILURE; R=*rc* S=*sc* M=*mc***

**Explanation:** An IMS Connect client could not connect to IMS Connect. Refer to the service code (*sc*) for more information.

In the message text:

- *cname* identifies the client.
- *rc* identifies the return code.
- *sc* identifies the service code. Service codes can be codes that either specifically identify the error or are returned by called services that failed the request.
- *mc* identifies the module issuing the message.

**System action:** This message is issued, and IMS Connect continues to run. The response in progress is released.

**System programmer response:** This is probably a storage error. Check that the region size for IMS Connect is large enough to complete the process. If the error reoccurs, search the problem-reporting databases to find a correction to the problem. If a correction does not exist, contact the IBM Software Support. Provide the JCL, SYSLOG, and dump, if available.

**Module:** PSCH - HWSPSCH0

**HWSS0770I LISTENING ON PORT=*portid* TERMINATED; M=*mc***

**Explanation:** The communication for the named port has terminated.

In the message text:

- *portid* identifies the TCP/IP port.
- *mc* identifies the module issuing the message.

**System action:** This message is issued when listening has terminated on a port.

**Module:** SCCH - HWSSSCH0

**HWSS0771W LISTENING ON PORT=*portid* FAILED; R=*rc*, S=*sc*, M=*mc***

**Explanation:** An attempt to start listening on the named port is unsuccessful.

In the message text:

- *portid* identifies the TCP/IP port.
- *rc* identifies the return code.
- *sc* identifies the service code. Service codes can contain either codes that more specifically identify the error, or codes returned by called services that failed the request.
- *mc* identifies the module issuing the message.

See the following table for an explanation of service and return codes:



Table 70. Service and return code explanation for HWSS0771W

Service code	Short explanation	Return code	Meaning
COMMAND	Connection not completed.	4	A STOPCLNT, STOPPORT, or CLOSEHWS terminated a connection that had not completed.
ENVHANDL	Connection not completed.	4	The HWS configuration file does not specify SSLENVAR.
GETMFAIL	Connection not completed.	4	IMS Connect internal GETMAIN failed.
MAXSOC	Reached maximum socket number.	4	IMS Connect will not accept any input until a socket becomes available.
SOCKFAIL	TCP/IP SOCKET function failed.	-1	Return code from TCP/IP. See message HWSP1415E for TCP/IP failure.

**System action:** This message is issued and IMS Connect continues to run.

**System programmer response:** Ensure that the named ports are available to IMS Connect for communications. If the error recurs, search the problem-reporting databases to find a correction for the problem. If none exists, contact the IBM Software Support. Provide the JCL, SYSLOG, and dump if available.

**Module:** SSCH -HWSSSCH0

**Related information:**

“HWSP1415E” on page 396

---

**HWSS0772W THE CURRENT NUMBER OF SOCKETS *n* (*p*%) IS NEARING THE MAX SOCKETS LIMIT $m$ , M= $mc$**

**Explanation:** The current number of sockets used by IMS Connect is reaching the limit for the maximum specified by in the MAXSOC= parameter of the IMS Connect configuration. This message is first issued when the number of sockets reaches the warning level specified in the WARNSOC= parameter. This message is issued again each time the number of sockets increases by the incremental value specified in the WARNINC= parameter.

In the message text:

- n* The current number of sockets
- p*% The current number of sockets as a percentage of the maximum sockets limit
- m* The maximum number of sockets limit

*mc* The module issuing the message

**System action:** This message is issued and IMS Connect continues to run.

**System programmer response:** Reduce the socket usage accordingly.

---

**HWSS0773I THE CURRENT NUMBER OF SOCKETS *n* (*p*%) IS BELOW THE WARNING LEVEL *w*%; M= $mc$**

**Explanation:** The current number of sockets is no longer reaching the maximum sockets limit. The number has decreased below the warning level specified in the WARNSOC= parameter of the IMS Connect configuration member and has decreased to the reset percentage. The reset percentage is either two times the WARNINC value below the WARNSOC value, or 5 percent below the WARNSOC value, whichever is lower.

In the message text:

- n* The current number of sockets
- p*% The current number of sockets as a percentage of the maximum sockets limit
- w* The warning level percentage
- mc* The module issuing the message

**System action:** This message is issued and IMS Connect continues to run.

**System programmer response:** No action is required.

---

**HWSS0775W UNABLE TO START PORT=*portid*; R= $rc$ , S= $sc$ , M= $mc$**

**Explanation:** An attempt to open the named port is unsuccessful.

In the message text:

- *portid* identifies the TCP/IP port.
- *rc* identifies the return code.
- *sc* identifies the service code. Service codes can contain either codes that more specifically identify the error, or codes returned by called services that failed the request.
- *mc* identifies the module issuing the message.

See the following table for an explanation of the service and return code.

Table 71. Service and return code explanation for HWSS0775W

Service code	Short explanation	Return code	Meaning
NFNDSCCT	The port entry table (SCT) using the <i>portid</i> as the search value cannot be located. This table represents a port while connected with IMS Connect.	4	This is a processing error.

**System action:** This message is issued and IMS Connect continues to run.

**System programmer response:** Ensure that the port name in the OPENPORT command is correct. If the error recurs, search the problem-reporting databases to find a correction for the problem. If none exists, contact the IBM Support Center. Provide the JCL, SYSLOG, and dump if available.

**Module:** SOCM - HWSSOCM0

---

**HWSS0776W ALREADY ACTIVE PORT=*portid*; R=*rc*, S=*sc*, M=*mc***

**Explanation:** An attempt to open the named port is unsuccessful because the port is already open.

In the message text:

- *portid* identifies the TCP/IP port.
- *rc* identifies the return code.
- *sc* identifies the service code. Service codes can contain either codes that identify the error more specifically, or codes returned by called services that failed the request.
- *mc* identifies the module that issued the message.

See the following table for an explanation of the service and return code.

Table 72. Service and return code explanation for HWSS0776W

Service code	Short explanation	Return code	Meaning
ACTIVE	The port identified by <i>portid</i> is already active.	4	The operator attempted to open the port, but the port is already opened. The port is available for processing. No action is required.

**System action:** This message is issued and IMS Connect continues to run. The port is available for processing.

**System programmer response:** The port is available for processing. No action is required.

**Module:** SOCC - HWSSOCC0

---

**HWSS0777W LISTENING ON PORT=*portnumber* FAILED. THE ONLY AVAILABLE SOCKETS ARE RESERVED; MAXSOC=*maxsoc*, NUMSOC=*numsoc***

**Explanation:** IMS Connect cannot listen for incoming connections on the port identified in the message text because no sockets are available for incoming connection requests. The only available sockets are reserved for IMS Connect to IMS Connect communications. When a socket becomes available, IMS Connect will resume listening for incoming connection requests or continue processing an incoming connection request that has already been queued.

The number of sockets that IMS Connect reserves for IMS Connect to IMS Connect communications is specified in the RESVSOC parameter in the RMTIMSCON statements of the IMS Connect configuration member.

In the message text:

- portnumber* The port number.
- maxsoc* The maximum number of sockets, both reserved and unreserved, that this instance of IMS Connect can have open at the same time. This number is defined on the MAXSOC parameter of the TCPIP statement in the IMS Connect configuration PROCLIB member.
- numsoc* The total number of sockets that this instance of IMS Connect currently has open.
- mc* The module issuing the message.

**System action:** Client connection requests to this IMS

Connect are put on hold until a non-reserved socket is available. IMS Connect continues to run normally.

**User response:** No action is required; however, to reduce the likelihood that this message is issued in the future, you can adjust the values of either or both the RESVSOC parameters on the RMTIMSCON statements or the MAXSOC parameter on the TCPIP statement.

In the message text, if the *numsoc* value is close to the *maxsoc* value, you might increase the MAXSOC value in the TCPIP statement to make more sockets available to IMS Connect.

If the *numsoc* value is much lower than the *maxsoc* value, you might decrease the RESVSOC values in your RMTIMSCON statements to reserve fewer sockets for IMS Connect to IMS Connect communications.

**Module:** SSCH - HWSSSCH0

---

**HWSS0780I TCPIP COMMUNICATION ON  
HOSTNAME=*hostname*mc OPENED;  
M=*mc***

**Explanation:** The communication facility for TCP/IP is available.

In the message text:

- *hostname* identifies the TCP/IP hostname.
  - If *hostname* is the TCP/IP job name, IMS Connect has affinity to the single transport (TCP/IP stack) identified by the TCP/IP job name.
  - If *hostname* is blank, IMS Connect uses any active transport (TCP/IP stack) in the CINET environment.
  - If *hostname* is HW\$\$TCP, an invalid TCP/IP job name is specified in the HOSTNAME keyword of the TCP/IP configuration statement. IMS Connect uses any active transport (TCP/IP stack) in the CINET environment.
  - If *hostname* is HW\$\$TCP, the system is a multiple TCPIP stack environment (CINET) and an invalid TCPIP stack name is specified in the HOSTNAME= keyword of the TCPIP configuration statement. IMS Connect has connected to the default TCPIP stack.

In a single TCPIP stack environment (INET) *hostname* is be the value of the HOSTNAME parameter in the HWSCFG file but this may not be the name of the TCPIP stack to which IMS Connect is connected. In an INET environment IMS Connect connects to the single stack that is available regardless of what is in the HOSTNAME parameter.

- *mc* identifies the module issuing the message.

**System action:** This message is issued during IMS Connect startup and whenever communication is established with the TCP/IP communication facility.

**Module:** SOC1 - HWSSOC10

---

**HWSS0781I TCPIP COMMUNICATION FUNCTION  
FAILED; M=*mc***

**Explanation:** The communication facility for TCP/IP has become inactive.

In the message text:

- *mc* identifies the module issuing the message.

**System action:** This message is issued when IMS Connect communication with the TCP/IP communication facility is decoupled.

**Module:** SOCL - HWSSOCL0

---

**HWSS0785W OPEN TCPIP COMMUNICATION ON  
HOSTNAME=*hostname* FAILED; R=*rc*,  
S=*sc*, M=*mc***

**Explanation:** An attempt to start communication with TCP/IP was unsuccessful.

In the message text:

- *hostname* identifies the TCP/IP hostname.
- *rc* identifies the return code.
- *sc* identifies the service code. Service codes can contain either codes that more specifically identify the error, or codes returned by called services that failed the request.
- *mc* identifies the module issuing the message.

**System action:** This message is issued and IMS Connect continues to run.

**System programmer response:** Ensure that the TCP/IP hostname was specified correctly in the HWSCFGxx member or that the z/OS TCPIP communication facility is active. If the error recurs, search the problem-reporting databases to find a correction for the problem. If none exists, contact the IBM Support Center. Provide the JCL, SYSLOG, and dump if available.

**Module:** SOC1-HWSSOC10

---

**HWSS0790I LISTENING ON PORT=*portid*  
STARTED; M=*mc***

**Explanation:** Communication has started for the named TCP/IP port.

In the message text:

- *portid* identifies the TCP/IP port.
- *mc* identifies the module issuing the message.

**System action:** This message is issued when listening has started on a TCP/IP port.

**Module:** SDOT — HWSSDOTD

---

**HWSSSL00E** *timestamp* **UNABLE TO** *action*, **RC=rc**:  
*error*  
**(IPv4|IPv6)=client\_ip\_address**,  
**PORT=client\_port**, **CLIENTID=clientid**

**Explanation:** An error has occurred in SSL.

In the message text:

- *timestamp* identifies the time the error was detected. If you do not have the time zone specified in the Language Environment (LE) environment, the Coordinated Universal Time (UTC) is displayed along with the string UTC.
- *action* identifies the name of the action that failed.
- *rc* identifies the return code.
- *error* identifies the error message specified by `gsk_strerror()`.
- IPv4|IPv6 identifies the Internet Protocol version, either IPv4 for 32 bit addresses or IPv6 for 128 bit addresses.
- *client\_ip\_address* identifies the IP address of the client that failed.
- *client\_port* identifies the client port number.
- *clientid* identifies the client that failed.

This message can be two or three lines.

**System action:** This message is issued. The SSL socket is closed. IMS Connect continues to run fully. If the message occurs during the SSL environment initialization (when the ports are set up to listen), the port might be closed.

When this message is issued with a RC=503 and the action is INITIALIZE SSL SOCKET or RETRY INITIALIZE SSL SOCKET, this message is a warning. A 503 return code indicates that a READ on an SSL socket returned no data. During the SSL handshake process, IMS Connect keeps retrying the READ until it is satisfied or until the client closes the socket.

**System programmer response:** If this problem is an initialization error, the SSL input file needs to be examined and fixed according to the error message received.

**Module:** HWSSSL00

---

**HWSSSL00I** **SSL DEBUG MESSAGE**

**Explanation:** The message corresponds to an SSL debugging message. The message is only enabled if the `DEBUG_SSL` variable is turned on. The message text pertains to the SSL encryption/transfer process or the SSL initialization process.

**System action:** None

**System programmer response:** No action is required.

**Module:** HWSSSL00

---

**HWST3500I** **COMMUNICATIONS WITH REMOTE**  
**IMS CONNECT** *rmtimscon* **STARTED;**  
**M=mc**

**Explanation:** Communication with a remote IMS Connect instance started on the connection identified by *rmtimscon*. This message is issued when a connection starts either during the startup of IMS Connect or after one of the following IMS Connect commands is issued:

- The IMS type-2 command UPDATE IMSCON TYPE(RMTIMSCON) NAME(*rmtimscon\_id*) START(COMM)
- The WTOR command STARTRMT
- The z/OS MODIFY command UPDATE RMTIMSCON NAME(*rmtimscon\_id*) START(COMM)

In the message text:

*rmtimscon*

The ID of the connection to the remote IMS Connect instance, as defined on the ID parameter of the RMTIMSCON statement in the IMS Connect configuration PROCLIB member.

*mc*

The module issuing the message.

**System action:** IMS Connect issues this message and continues to run normally.

**System programmer response:** No action is required.

**Module:** TSCH – HWSTSCH0

---

**HWST3505I** **COMMUNICATIONS WITH REMOTE**  
**IMS CONNECT** *rmtimscon* **STOPPED;**  
**M=mc**

**Explanation:** Communication with a remote IMS Connect instance stopped on the connection identified by *rmtimscon*. This message is issued when communication is stopped either during the shutdown of IMS Connect or after one of the following IMS Connect commands is issued:

- The IMS type-2 command UPDATE IMSCON TYPE(RMTIMSCON) NAME(*rmtimscon\_id*) STOP(COMM)
- The WTOR command STOPRMT
- The z/OS MODIFY command UPDATE RMTIMSCON NAME(*rmtimscon\_id*) STOP(COMM)

In the message text:

*rmtimscon*

The ID of the connection to the remote IMS Connect instance, as defined on the ID parameter of the RMTIMSCON statement in the IMS Connect configuration PROCLIB member.

*mc*

The module issuing the message.

**System action:** IMS Connect continues to run normally.

**System programmer response:** No action is required.

To restart communications, issue any one of the following commands:

- The IMS type-2 command UPDATE IMSCON TYPE(RMTIMSCON) NAME(*rmtimscon\_id*) START(COMM)
- The WTOR command STARTRMT
- The z/OS MODIFY command UPDATE RMTIMSCON NAME(*rmtimscon\_id*) START(COMM)

**Module:** TSCH0 – HWSTSCH0

---

**HWST3510E COMMUNICATIONS WITH REMOTE IMS CONNECT *rmtimscon* FAILED TO START; R=*rc*, S=*sc*, M=*mc***

**Explanation:** Communications with a remote IMS Connect instance on the connection identified by *rmtimscon* failed to start.

In the message text:  
*rmtimscon*

- The ID of the connection to the remote IMS Connect instance, as defined on the ID parameter of the RMTIMSCON statement in the IMS Connect configuration PROCLIB member.
- rc* The return code of the service. Possible return codes and their meanings include:
  - 4 Get storage for CTOKEN error. HWST3730 is issued prior to HWST3510E.
  - 8 BPX1GAI for IPv4 error. HWST3700 is issued prior to HWST3510E.
  - 12 BPX1GAI for IPv6 error. HWST3700 is issued prior to HWST3510E.
  - 16 BPX1FAI error. HWST3700 is issued prior to HWST3510E.
- sc* The service code.
- mc* The module issuing the message.

**Possible cause:** The remote IMS Connect might be unavailable or the IP address or hostname specified in the RMTIMSCON configuration statement is incorrect.

**System action:** IMS Connect issues this message and continues to run normally.

**System programmer response:** Check that the remote IMS Connect instance is available and that it is listening on the correct port.

Check that the values specified on either the IPADDR or HOSTNAME parameter of the RMTIMSCON configuration statement are correct.

**Module:** TSCH – HWSTSCH0

---

**HWST3515E IMS CONNECT CANNOT START THE SCHEDULER CONTROLLER FOR RMTIMSCON=*rmtimscon*; R=*rc*, S=*sc*, M=*mc***

**Explanation:** Storage could not be allocated for the scheduler controller structure, or the scheduler controller thread could not be scheduled or attached. This controller processes an IMS Connect to IMS Connect TCP/IP connection.

In the message text:  
*rmtimscon*

- The failed IMS Connect to IMS Connect connection. The value shown is the value specified on the ID parameter of the RMTIMSCON configuration statement that defines the connection in the IMS Connect configuration member in the IMS.PROCLIB data set.
- rc* The return code of the service.
- sc* The service code. Service codes can contain either codes that more specifically identify the error, or codes returned by called services that failed the request.
- mc* The module issuing the message.

## HWST3515E

Table 73. Service and return code explanation for HWST3515E

Service code	Short explanation	Return code	Meaning
GETTWUB	BPECBGET, the system service used to acquire the thread work unit (TWU) for the scheduler controller.	4	An incorrect CBTE address is passed to the CB get routine. This problem is an internal system error.
		8	Storage is unavailable to satisfy the request. This problem is an internal system error.
SCHEDTWU	BPETHDCR, the system service used to schedule the scheduler controller thread.	4	An incorrect dispatcher work area is passed to the create thread routine. This problem is a system error.
		8	An incorrect TCB index value is passed on the TCBIDX parameter. This problem is an internal system error.
		12	A zero routine address is passed on the ROUTINE= <i>parameter</i> . This problem is an internal system error.
		16	An incorrect TCB table entry address was passed into the thread create routine. The BPETHDCR macro determines the TCBT address based on whether the parameter TCBTYPE, TCBIDX, or TCBDWA is specified. This problem is an internal system error.
		20	Unable to get storage for a thread control block (THCB) for the thread. This problem is an internal system error.
		24	Unable to get stack storage for the thread. This problem is an internal system error.
		28	The initial post of the thread failed. This problem is an internal system error.

Table 73. Service and return code explanation for HWST3515E (continued)

Service code	Short explanation	Return code	Meaning
BPEATTC	BPEATTC, the system service used to attach the scheduler controller thread.	4	An invalid TCB index value is passed on the TCBIDX parameter. This problem is an internal system error.
		8	There is no TCB of the requested type defined to BPE. This problem is an internal system error.
		12	The number of RMTIMSCON statements in the IMS Connect configuration member exceeded the maximum allowable number. As a result, there were no available entries in the BPE TCB table for the TCB of the failed RMTIMSCON connection.  To correct the error permanently, remove unused RMTIMSCON statements from the IMS Connect configuration member and restart IMS Connect.  To correct the error without restarting IMS Connect, stop unused RMTIMSCON connections with the STOPRMT command and then start the failed RMTIMSCON connection with the STARTRMT command. Because the number of RMTIMSCON statements in the IMS Connect configuration member still exceeds the maximum, the error will recur the next time IMS Connect is restarted.  For information about the maximum allowable number of RMTIMSCON statements, see RMTIMSCON statement (System Definition)..
		16	The z/OS ATTACH for the new TCB failed. This problem is an internal system error.
		20	The caller was a non-thread running under the parent TCB of the TCB that was requested to be attached. This environment is not valid for the BPEATTC call. This problem is an internal system error.
		32	The enqueue of an AWE to the TCB attach processor for the requested TCB type failed. This problem is an internal system error.
		36	The BPEWAIT for a response from the TCB attach processor for the requested TCB failed. This problem is an internal system error.
		40	The routine called by BPEATTC enqueued an AWE to the TCB attach processor for the requested TCB; however, the DDB address it saved in the AWE was invalid, and the attach processor rejected the attach request. This problem is an internal system error.
		44	The routine called by BPEATTC enqueued an AWE to the TCB attach processor for the requested TCB; however, the TCB attach processor rejected the AWE because it contained an invalid function code. This problem is an internal system error.
		48	BPEATTC was unable to obtain a DQCB (Dispatcher Queue Control Block) for the new TCB -- the BPECBGET call for the DQCB failed. This problem is an internal system error.
		248	The requested function was not present in the BPE system at execution time. This problem is an internal system error.
		252	The parameter list version generated by the macro was not supported by the called service routine. This problem is an internal system error.

**System action:** IMS Connect continues to run; however, the RMTIMSCON connection cannot be used.

**System programmer response:** Check that the region size in the JCL statement is large enough to accommodate the IMS Connect region. If the region size is too small, increase the region size in the JCL and restart IMS Connect. If the error recurs, search the

problem-reporting databases to find a correction for the problem. If none exists, contact IBM Software Support. Provide the JCL, SYSLOG, and memory dump if available.

**Module:** TOC2 - HWSTOC20

**Related reference:**

➤ RMTIMSCON statement (System Definition)

➤ BPE service return codes (Messages and Codes)

**HWST3520E PASSTICKET GENERATION FAILED FOR USER=*user\_id*, APPL=*appl\_id*; RIC=*rmtimscon*, R=*rc*, M=*mc***

**Explanation:** IMS Connect encountered an error while trying to generate a PassTicket with the user ID and application name shown in the message text for connection security.

In the message text:

*user\_id* The user ID specified in the USERID parameter of the RMTIMSCON statement.

*appl\_id* The application name specified in the APPL parameter of the RMTIMSCON statement.

*rmtimscon* The ID of the connection to the remote IMS Connect instance, as defined on the ID parameter of the RMTIMSCON statement in the IMS Connect configuration PROCLIB member.

*rc* The return code of the service. If you are using RACF, this is the secured signon service. A return code of 8 means only that the PassTicket was not created.

*mc* The module issuing the message.

**Possible cause:** The APPL class might not have been defined or the application name might be incorrectly specified in either the RACF PTKTDATA class or in the IMS Connect RMTIMSCON statement.

**System action:** IMS Connect sends the message without a PassTicket to the remote IMS Connect instance. If RACF is enabled in the remote IMS Connect instance, the remote IMS Connect instance rejects the message and terminates the connection. If RACF is not enabled in the remote IMS Connect instance, the message is passed to the remote IMS system for processing. For OTMA problems, another error message is issued to the console stating where the original message was rerouted to.

**System programmer response:** Ensure that the PTKTDATA class is correctly defined in RACF. The application name defined in the PTKTDATA class must match the application name specified in the APPL parameter of the RMTIMSCON statement.

If the problem persists, search the problem-reporting databases to find a correction for the problem. If none exists, contact the IBM Software Support. Provide the HWSFCGxx configuration member, JCL, SYSLOG, and the memory dump if available.

**Module:** TDXM - HWSTDXTM

**Related tasks:**

➤ Securing IMS-to-IMS TCP/IP connections (Communications and Connections)

**HWST3525I THE SEND CLIENT *sendclient* WAS TERMINATED FOR REMOTE IMS CONNECT *rmtimscon*; M=*mc***

**Explanation:** A command terminated the send client socket identified by *sendclient*. The send client socket was used for sending OTMA messages to a remote IMS Connect instance on the connection identified by *rmtimscon*.

In the message text:

*sendclient* The name of the send client socket that was terminated. This name is generated by IMS Connect.

*rmtimscon* The ID of the connection on which the send client socket was open. The connection is to a remote IMS Connect instance. The ID of the connection is defined on the ID parameter of the RMTIMSCON statement in the IMS Connect configuration PROCLIB member.

*mc* The module issuing the message.

**Possible cause:** The send client socket can be terminated by any one of the following IMS Connect commands:

- The IMS type-2 command UPDATE IMSCON TYPE(SENDCLNT) NAME(*client\_id*) RMTIMSCON(*rmtimscon\_id*) STOP(COMM)
- The WTOR command STOPSCLN
- The z/OS MODIFY command DELETE RMTIMSCON NAME(*rmtimscon\_id*) SENDCLNT(*client\_id*)

**System action:** This message is issued and IMS Connect continues to run normally.

**System programmer response:** No action is required.

**Module:** TCVC - HWSTCVC0

**HWST3530W THE RMTIMSCON COMMUNICATION COMPONENT FAILED TO OBTAIN STORAGE; R=*rc*, S=*sc*, B=*bn*, M=*mc***

**Explanation:** While attempting to send a message, the communications component for a connection to a remote IMS Connect instance was unable to get storage for internal buffers.

In the message text:

*rc* Return code issued by the service identified by *sc* in the message text.

*sc* The service code. This is the name of the service, which is usually a BPE service. Service codes can contain either codes that more specifically identify the error, or codes returned by called services that failed the request.

*bn* The buffer name.



*mc* The module issuing the message.

**Possible cause:** Not enough storage is available to complete the process.

**System action:** IMS Connect continues to run. The requested message in progress is discarded.

**System programmer response:** Ensure that the region size for IMS Connect is large enough.

If the error is related to a BPE service, look up the return code for the BPE service listed in the message.

If the problem persists, search the problem-reporting databases to find a correction for the problem. If none exists, contact IBM Software Support. Provide the JCL, SYSLOG, and dump if available.

**Module:** TXMT - HWSTXMT0

**Related reference:**

 BPE codes (Messages and Codes)

**HWST3540E UNABLE TO START TCP/IP SEND CLIENT TO REMOTE IMS CONNECT**

*rmtimscon, R=rc, S=sc, M=mc*

**Explanation:** IMS Connect encountered an error while trying to start the conversation controller thread for the TCP/IP connection to the remote IMS Connect.

In the message text:

*rmtimscon*

The ID of the connection to the remote IMS Connect instance, as defined on the ID parameter of the RMTIMSCON statement in the IMS Connect configuration PROCLIB member.

*rc* The return code of the service.

*sc* The service code. Service codes can contain either codes that more specifically identify the error, or codes returned by called service that failed the request.

*mc* The module issuing the message.

The following table provides an explanation of service and return codes.

Table 74. Service and return code explanation for HWST3540E

Service code	Short explanation	Return code (dec)	Meaning
GETSST	The BPECBGET get storage service failed.		A storage error occurred.
GETSTAT	The BPECBGET get storage service failed.		A storage error occurred.
NOTACTV		4	The RMTIMSCON is not active.

Table 74. Service and return code explanation for HWST3540E (continued)

Service code	Short explanation	Return code (dec)	Meaning
GETTWUB	The BPECBGET get storage service failed.	Return code of the storage service	A storage error occurred.
SCHEDTWU	BPETHDCR, the system service used to schedule the thread, failed.	Return code of the service	The system service use to schedule the conversation controller thread failed.
SHUT/STO		4	The RMTIMSCON is stopped or in shutdown process.

**System action:** This message is issued and IMS Connect continues to run. If a message that required this connection was being processed when this error occurred, another error message describes what happened to the message.

**System programmer response:** If this is a storage related error, consider increasing the storage allocation for IMS Connect.

If the delivery of a transaction message was interrupted, check for other HWS error messages, such as HWSF3340W, to determine what OTMA did with the message.

If the problem persists, search the problem-reporting databases to find a correction for the problem. If none exists, contact the IBM Software Support. Provide the JCL, SYSLOG, and memory dump if available.

**Module:** TSC1 – HWSTSC10

**Related reference:**

 BPE service return codes

**Related information:**

“HWSF3340W” on page 353

**HWST3545E CONNECTION REQUEST FOR *comp* MESSAGE FAILED BECAUSE RMTIMSCON *rmtimscon* IS FOR *conntype*; M=*mc***

**Explanation:** IMS Connect received a message from either multiple systems coupling (MSC) or OTMA that specified a RMTIMSCON connection to another IMS Connect instance that does not support messages from either OTMA or MSC. MSC messages cannot be sent on a RMTIMSCON connection that is defined to support OTMA and OTMA messages cannot be sent on a RMTIMSCON connection that is defined to support MSC.

In the message text:

*comp* The IMS communications component that sent the message.

*rmtimscon*

The ID of the RMTIMSCON connection, as

defined on the ID parameter of the RMTIMSCON statement in the IMS Connect configuration PROCLIB member.

*conntype*

The IMS communications component that the connection supports

*mc*

The module issuing the message.

**Possible cause:** The incorrect RMTIMSCON ID is specified in either the OTMA destination descriptor, the MSC MSPLINK macro, or the IMS Connect MSC configuration statement.

**System action:** This message is issued and IMS Connect continues to run. An error message is returned to the requestor. OTMA retains the message at the front of the queue.


**System programmer response:** For OTMA messages, correct the RMTIMSCON specified in the OTMA destination descriptor or in the IMS Connect configuration member.


For MSC messages, correct the RMTIMSCON specified in the MSPLINK macro or in the MSC configuration statement.

If the problem persists, search the problem-reporting databases to find a correction for the problem. If none exists, contact the IBM Software Support. Provide the JCL, SYSLOG, and memory dump if available.

**Module:** TSCH – HWSTSCH0

**Related reference:**

 MSC statement (System Definition)

 OTMA destination descriptor syntax and parameters (System Definition)

 MSPLINK macro (System Definition)

---

**HWST3550W UNABLE TO NOTIFY MSG ORIGIN=*clientid* OF MSC COMM. ERROR; R=*rc*, S=*sc*, MSC=*lclplkid*, PARTNER=*partnerid*, M=*mc***

**Explanation:** IMS Connect was unable to notify the local IMS system that an error occurred while trying to send an MSC message to the remote IMS system.

In the message text:

*clientid* The client ID of the remote IMS Connect that sent the MSC message that could not be delivered.

*rc* The return code of the service. This return code is issued by an internal IMS module and is intended to be used by IBM support.

*sc* The service code. Service codes can contain either codes that more specifically identify the error, or codes returned by called services that failed the request.

*lclplkid* The ID of the local physical link on which IMS Connect received the failed message from IMS.

*partnerid*

The partner ID of the MSC logical link.

*mc*

The module issuing the message.

**Possible cause:** This error can occur if the IMS system is no longer active or the communication linkage between IMS and IMS Connect is broken.

**System action:** This message is issued and IMS Connect continues to run normally.

**System programmer response:** No action is required.

**Module:** TXMT – HWSTXMT0

---

**HWST3560W AUTO RE-CONNECT TO RMTIMSCON *rmtimscon* FAILED; R=*rc*, S=*sc*, M=*mc***

**Explanation:** IMS Connect had been continuously trying to connect to the remote IMS Connect. However, an error occurred that has prevented IMS Connect from continuing to try to connect to the remote IMS Connect.

In the message text:

*rmtimscon*

The ID of the connection to the remote IMS Connect instance, as defined on the ID parameter of the RMTIMSCON statement in the IMS Connect configuration PROCLIB member.

*rc* Return code issued by the service identified by *sc* in the message text.

*sc* The service code. This is the name of the service, which is usually a BPE service. Service codes can contain either codes that more specifically identify the error, or codes returned by called services that failed the request.

*mc* The module issuing the message.

The following table provides an explanation of service and return codes.

*Table 75. Service and return code explanation for HWST3560W*

Service code	Short explanation	Return code	Meaning
C512	A storage error.		Message HWST3530W is also issued.
CONNECT	A connect error.	4, 8, or 12	A return code of 4 indicates a get storage error. A return code of 8 indicates a create socket error. A return code of 12 indicates a connect error.
FWEB	A storage error.		Message HWST3530W is also issued.
HWSTSC10		Varies	

**System action:** This message is issued and IMS Connect continues to run. The thread that continuously tried to connect to the remote IMS Connect is terminated.

**System programmer response:** If the problem is a storage error, check the storage settings for IMS Connect. If the error is a create socket error, check if the maximum number of sockets has been reached.

If the problem persists, search the problem-reporting databases to find a correction for the problem. If none exists, contact IBM Software Support. Provide the JCL, SYSLOG, and dump if available.

**Module:** TSC2 – HWSTSC20

**Related reference:**

➡ BPE codes (Messages and Codes)

---

**HWST3570E OTMA Remote Message was rejected for TPIPE *tpipename* from DATASTORE *dsname*; Sense=*sensecode/rsnocode*, M=*mc***

**Explanation:** An OTMA ALTPCB output message destined for a remote IMS system could not be delivered by IMS Connect.

In the message text:

- tpipename* The tpipe name that the message was sent from.
- dsname* The IMS system that the message was sent from.
- sensecode* The sense code returned to OTMA.
- rsnocode* The reason code returned to OTMA.
- mc* The module issuing the message.

**Possible cause:** See the sense and reason codes saved in the OTMA prefix of the undelivered message.

**System action:** IMS Connect returns a NAK to OTMA that directs OTMA to reroute the undelivered message to the OTMA dead letter queue HWS\$DLQ. The NAK includes sense and reason codes that indicate the type of failure. OTMA saves the sense and reason codes in the OTMA prefix of the undelivered message and queues the message to the HWS\$DLQ. IMS Connect continues to run normally.

**System programmer response:** Look up the OTMA sense code and reason code to determine the problem. Retrieve the message from the HWS\$DLQ queue for further analysis.

**Module:** DREC – HWS\$DREC0, TDRC – HWSTDRCV

**Related concepts:**

➡ IMS Connect dead letter queue (HWS\$DLQ) (Communications and Connections)

**Related reference:**

➡ OTMA sense codes for NAK messages (Messages and Codes)

---

**HWST3575W OTMA Remote Message was requested to *newtpipe* from DATASTORE/TPIPE *dsname*/*tpipename*; Sense=*sensecode/rsnocode*, M=*mc***

**Explanation:** An OTMA ALTPCB output message destined for a remote IMS system was rejected by IMS Connect and requested to the front of the TPIPE queue identified in the message on the local IMS system identified in the message.

In the message text:

- newtpipe* The tpipe name that the message was requested to.
- dsname* The data store IMS system that the message was sent from.
- tpipename* The tpipe name that the message was sent from.
- sensecode* The sense code returned to OTMA.
- rsnocode* The reason code returned to OTMA.
- mc* The module issuing the message.

**Possible cause:** Look up the OTMA sense and reason codes that are returned with the NAK for the possible causes of this error.

**System action:** IMS Connect returns a NAK to OTMA with a sense code and reason code indicating the type of failure. OTMA requeues the message to the front of the TPIPE queue. IMS Connect continues to run normally.

**System programmer response:** Look up the OTMA sense code and reason code to determine the problem. After the problem is fixed, issue the IMS command /STA TMEMBER TPIPE to resume output from the specified TPIPE to IMS Connect.

**Module:** DREC – HWS\$DREC0, TDRC – HWSTDRCV

**Related reference:**

➡ OTMA sense codes for NAK messages (Messages and Codes)

➡ /START TMEM command (Commands)

---

**HWST3600E FUNCTION WORK ELEMENT PROCESSING FAILED; FUNC=*fn*, R=*rc*, S=*sc*, M=*mc***

**Explanation:** The function work element (FWE) cannot be processed. The FWE requests work between components and within components. This structure contains the function and parameters that a service requires for processing.

In the message text:

## HWST3700E • HWST3730W

*fn* Identifies the function requested.  
*rc* The return code of the service. See the following table for an explanation.  
*sc* The service code. Service codes can contain either codes that more specifically identify the error, or codes returned by called service that failed the request.  
*mc* The module issuing the message.

The following table provides an explanation of service and return codes.

*Table 76. Service and return code explanation for HWST3600E*

Service code	Short explanation	Return code	Meaning
INVFUNC	The function requested in the FWE is incorrect.	4	This problem is a processing error.

**System action:** This message is issued and, if possible, the requestor of the function is notified. Otherwise, the FWE is freed. In all cases, IMS Connect continues to run.

**System programmer response:** This is probably an internal error. Search the problem-reporting databases to find a correction for the problem. If none exists, contact IBM Software Support. Provide the JCL, SYSLOG, and dump if available.

**Module:** TSCH – HWSTSCH0

---

### HWST3700E TCP/IP SOCKET FUNCTION CALL FAILED; F=*fn*, R=*rc*, E=*ec*, N=*rsn*, RIC=*ri*, M=*mc*

**Explanation:** IMS Connect RMTIMSCON communications driver was unable to perform the specified socket function.

In the message text:

*fn* Identifies the TCP/IP socket function call. For a description of the possible functions and their associated z/OS UNIX System Services callable service, see the following table.  
*rc* Identifies the TCP/IP return code.  
*ec* Identifies the TCP/IP error code.  
*rsn* Identifies the TCP/IP reason code.  
*ri* Identifies the connection to the remote IMS Connect instance.  
*mc* Identifies the module issuing the message.

*Table 77. Function names and associated UNIX System Services callable services for HWST3700E*

Function name	UNIX System Services callable service
CLOSESOC	BPX1CLO
CONNECT	BPX1CON
CONNECT6	BPX1CON

*Table 77. Function names and associated UNIX System Services callable services for HWST3700E (continued)*

Function name	UNIX System Services callable service
FREIPADR	BPX1FAI
GETIPADR	BPX1GAI
GETSOCK	BPX1SOC
GETSOCK6	BPX1SOC
READ	BPX1AIO (AIO#READ)
READNOCN	None – The connection is no longer available, possibly because TCP/IP is down
READSTOP	None – The TCP/IP read function was stopped by a command such as the STOPSCN or the CLOSEHWS FORCE WTOR format commands
SHUTDSOC	BPX1SHT
WRITE	BPX1AIO (AIO#WRITE)

**System action:** This message is issued and IMS Connect continues to run normally.

**System programmer response:** For the possible cause of the specified return code and error code, see z/OS *Communications Server IP and SNA Codes*.

**Module:**

TDCO - HWSTDCON  
 TDDS - HWSTDDSC  
 TDOT - HWSTDOTD  
 TDRC - HWSTDRCV  
 TDXM - HWSTDXTM  
 TSCH – HWSTSCH0

**Related reference:**

- z/OS: Sockets return codes (ERRNOs)
- z/OS: z/OS UNIX System Services return codes
- z/OS: Callable services descriptions

---

### HWST3730W THE RMTIMSCON DRIVER FAILED TO OBTAIN STORAGE; R=*rc*, S=*sc*, B=*bn*, M=*mc*

**Explanation:** IMS Connect RMTIMSCON communications driver was unable to get storage for internal buffers. This error can occur when not enough storage is available to complete the process.

In the message text:

- rc* Identifies the BPE return code associated with the service.
- sc* Identifies the service code. Service codes can contain either codes that more specifically identify the error, or codes returned by called services that failed the request.
- bn* Identifies the buffer name.
- mc* Identifies the module issuing the message.

**Possible cause:** Not enough storage is available to complete the process.

**System action:** This message is issued and IMS Connect continues to run. The requested message in progress is discarded.

**System programmer response:** Ensure that the region size for IMS Connect is large enough. If the problem persists, search the problem-reporting databases to find a correction for the problem. If none exists, contact IBM Software Support. Provide the JCL, SYSLOG, and the memory dump if available.

**Module:**

- TCON - HWSTDCON
- TDOT - HWSTDOTD
- TDRC - HWSTDRCV
- TDXM - HWSTDXTM

**Related reference:**

 BPE codes (Messages and Codes)

**Related reference:**

 BPE codes (Messages and Codes)

---

**HWSU3900E ASYNCHRONOUS WORK ELEMENT PROCESSING FAILURE, FUNC=*func*; R=*rc*, S=*sc*, M=*mc***

**Explanation:** The asynchronous work element (AWE) for the indicated function cannot be processed.

**Explanation:** In the message text:

- func* The function requested.
- rc* The return code.
- sc* The service code. Service codes are used either to more specifically identify the error, or to encapsulate a code returned by the called service that failed to process the request.
- mc* The module that issued the message.

*Table 78. Service and return code details for HWSU3900E*

Service code	Explanation	Return code	Extended meaning
INVFUNC	The function requested in the AWE is incorrect.	4	This is a processing error.

---

**HWST3735W THE RMTIMSCON DRIVER FAILED TO RELEASE STORAGE; R=*rc*, S=*sc*, B=*bn*, A=*a*, M=*mc***

**Explanation:** IMS Connect RMTIMSCON communications driver was unable to release storage for internal buffers.

In the message text:

- rc* Identifies the return code of the service.
- sc* Identifies the service code. Service codes can contain either codes that more specifically identify the error, or codes returned by called services that failed the request.
- bn* Identifies the buffer name.
- a* Identifies the buffer address.
- mc* Identifies the module issuing the message.

**Possible cause:** Not enough storage is available to complete the process.

**System action:** This message is issued and IMS Connect continues to run normally.

**System programmer response:** This problem is probably an internal error. Search the problem-reporting databases to find a correction for the problem. If none exists, contact IBM Software Support. Provide the JCL, SYSLOG, and dump if available.

**Module:** TDDS - HWSTDDSC, TDTT - HWSTDTTD

**System action:** This message is issued and the requestor of the function is notified if possible. Otherwise, the AWE is freed. IMS Connect continues to run in either case.

**System programmer response:** This message is caused by an internal error in IMS Connect. If the problem occurs multiple times, search the problem-reporting databases for a solution. If none exists, contact IBM Software Support. Collect the JCL, SYSLOG, and memory dump if it is available.

**Module:** UENF - HWSUENF0

UGPA - HWSUGPA0

UWLM - HWSUWLM0

---

**HWSV4400I COMMUNICATIONS SUPPORT FOR REMOTE CICS *rmtcics* STARTED; M=*mc***

**Explanation:** Support for communication with the remote CICS instance is successfully enabled in IMS Connect. This message is issued either during the startup of IMS Connect or after the IMS type-2 command UPDATE IMSCON TYPE(RMTCICS) NAME(*rmtcics*) START(COMM) is issued.

In the message text:

- rmtcics* The ID of the connection to the remote CICS



instance, as defined on the ID parameter of the RMTICICS statement in the IMS Connect configuration PROCLIB member.  
*mc* The module issuing the message.

**System action:** Communications are enabled in IMS Connect for the remote CICS that is defined to IMS Connect in the RMTICICS configuration statement identified in the message text. IMS Connect continues to run normally.

**System programmer response:** No action is required.

**Module:** QSCH – HWSQSCH0

**Related reference:**

- ➔ RMTICICS statement (System Definition)
- ➔ UPDATE IMSCON TYPE(RMTICICS) command (Commands)

---

**HWSV4405I COMMUNICATIONS SUPPORT FOR REMOTE CICS *rmtcics* STOPPED; M=*mc***

**Explanation:** Communication with a remote CICS subsystem is stopped on the connection identified by *rmtcics*. This message is issued when communication is stopped either during the shutdown of IMS Connect or after an IMS type-2 command UPDATE IMSCON TYPE(RMTICICS) NAME(*rmtcics\_id*) STOP(COMM) is issued.

In the message text:

*rmtcics* The ID of the connection to the remote CICS subsystem, as defined on the ID parameter of the RMTICICS statement in the IMS Connect configuration PROCLIB member.  
*mc* The module issuing the message.

**System action:** IMS Connect continues to run normally.

**System programmer response:** No action is required.

To restart communications, issue the IMS type-2 command UPDATE IMSCON TYPE(RMTICICS) NAME(*rmtcics\_id*) START(COMM).

**Module:** QSCH0 - HWSQSCH0

---

**HWSV4410E COMMUNICATIONS SUPPORT FOR REMOTE CICS *rmtcics* FAILED TO START; R=*rc*, S=*sc*, M=*mc***

**Explanation:** Communications with a remote CICS subsystem failed to start on the connection that is identified in the *rmtcics* field in the message text.

In the message text:

*rmtcics* The ID of the connection to the remote CICS instance, as defined on the ID parameter of the RMTICICS statement in the IMS Connect configuration PROCLIB member.

*rc* The return code of the service. Possible return codes and their meanings include:

- 4** Get storage for CTOKEN error. HWSV4630W is issued prior to HWSV4410E.
- 8** BPX1GAI error. HWSV4600E is issued prior to HWSV4410E.
- 12** BPX1GAI returned non-IPv6 and non-IPv4 address structure. HWSV4600E is issued prior to HWSV4410E.
- 16** BPX1FAI error. HWSV4600E is issued prior to HWSV4410E.

*sc* The service code. Service codes can contain either codes that more specifically identify the error, or codes returned by called service that failed the request.

*mc* The module issuing the message.

**Possible cause:** The remote CICS subsystem might be unavailable or the IP address or hostname specified in the RMTICICS configuration statement is incorrect.

**System action:** IMS Connect issues this message and continues to run normally.

**System programmer response:** Check that the remote CICS subsystem is available and that it is listening on the correct port.

Check that the values specified on either the IPADDR or HOSTNAME parameter of the RMTICICS configuration statement are correct.

**Module:** QSCH – HWSQSCH0

**Related reference:**

- ➔ RMTICICS statement (System Definition)

---

**HWSV4415E IMS CONNECT CANNOT START THE SCHEDULER CONTROLLER FOR RMTICICS=*rmtcics*; R=*rc*, S=*sc*, M=*mc***

**Explanation:** Storage could not be allocated for the scheduler controller structure, or the scheduler controller thread could not be scheduled or attached. This controller processes an IMS Connect to CICS TCP/IP connection.

In the message text:

*rmtcics* The ID of the IMS Connect RMTICICS connection to CICS, as defined on the ID parameter of the RMTICICS configuration statement that defines the connection in the IMS Connect configuration PROCLIB member.  
*rc* The return code of the service. See the following table for an explanation.  
*sc* The service code. Service codes can contain either codes that more specifically identify the error, or codes returned by called services that failed the request.  
*mc* The module issuing the message.

Table 79. Service and return code explanation for HWSV4415E



Service code	Short explanation	Return code	Meaning
GETTWUB	BPECBGET, the system service used to acquire the thread work unit (TWU) for the scheduler controller.	<i>rc</i>	Return code is from the BPECBGET service. This problem is an internal system error.
SCHEDTWU	BPETHDCR, the system service used to schedule the scheduler controller thread.	<i>rc</i>	Return code is from the BPETHDCR service. This problem is an internal system error.
BPEATTC	BPEATTC, the system service used to attach the scheduler controller thread.	<i>rc</i>	Return code is from the BPEATTC service. This is an internal system error.

**System action:** IMS Connect continues to run; however, the RMTICIS connection cannot be used.

**System programmer response:** Check that the region size in the JCL statement is large enough to accommodate the IMS Connect region. If the region size is too small, increase the region size in the JCL and restart IMS Connect. If the error recurs, search the problem-reporting databases to find a correction for the problem. If none exists, contact IBM Software Support. Provide the JCL, SYSLOG, and memory dump if available.

**Module:** QOC2 - HWSQOC20

**Related reference:**

-  RMTICIS statement (System Definition)
-  BPE service return codes (Messages and Codes)

**HWSV4420E CICS IPIC ERROR RC=*ipicrc*  
HTTTPRC=*httprc* MSGTYPE=*msgtype*  
TEXT=*description*; RCICS=*rmtcicsid*,  
C=*clientid*, M=QREC**

**Explanation:** IMS Connect received an IP interconnectivity (IPIC) error message from CICS for an ISC TCP/IP session.

If IMS is available, IMS Connect notifies IMS of the error.

If IMS is not available, IMS Connect might notify CICS of the error, depending upon the type of error indicator that was received.

In the message text:

*clientid* The client ID that identifies the TCP/IP socket connection on which the error message was received. The client ID is generated by IMS Connect.

*description* Text that describes the error.

*httprc* A 4-byte status code that is defined by the Hypertext Transfer Protocol -- HTTP/1.1 standard. HTTP status codes can be customized by the TCP/IP server. Look up the TEXT value in the table Table 80 on page 430

for the meaning of specific status codes and possible actions to take.

*2nn* HTTP status codes in the 200 to 299 range indicate that the error was not in the HTTP layer.

*4nn* HTTP status codes in the 400 to 499 range indicate that the error is related to the "client," which for ISC TCP/IP is usually the subsystem that initiated the session.

*5nn* HTTP status codes in the 500 to 599 range indicate that the error is related to the "server," which for ISC TCP/IP is usually the subsystem that received the session initiation request.

*ipicrc* A 2-byte CICS IPIC response and reason code. The first byte is the response code. The second byte is the reason code.

For an explanation of the reason codes and the possible actions to take, look up the text description that is issued with the reason code in the table Table 80 on page 430.

The possible response codes are described in the following list.

#### CICS IPIC response codes

- |    |  |
|----|--|
| 02 | Indicates an exception event                     |
| 03 | Indicates a disaster event                       |
| 04 | Indicates that the message is not valid for CICS |
| 05 | Indicates a kernel error                         |
| 06 | Indicates that CICS purged the error             |

*msgtype* A 2-byte code that indicates the CICS IPIC message type.

- |      |                              |
|------|------------------------------|
| 0001 | Capability exchange request  |
| 0002 | Capability exchange response |
| 0006 | Syncpoint command            |
| 0007 | API conversation error       |
| 0008 | Security data                |
| 000A | Unit of work ID              |
| 0043 | API request or response      |
| 0046 | Free request                 |

**QREC** The IMS Connect module HWSQREC0 that received the notification of the error.

## HWSV4420E

*rmtcics* The ID of the IMS Connect RMTICICS configuration statement that defines the TCP/IP connection to the CICS subsystem.

Table 80. Error descriptions for TEXT field in HWSV4420E

Service code	HTTP status code	IPIC reason code	Meaning
APPLID		X'06'	<p>In the capability exchange message received by CICS, the <i>server_applid</i> or its high-level qualifier does not match APPLID and high-level qualifier of the CICS subsystem.</p> <p>This is most likely caused by a value on the CICSAPPL keyword of an ISC statement that does not match the APPLID of the remote CICS subsystem.</p> <p>Correct the value of the CICSAPPL keyword on the ISC statement in the IMS Connect configuration member in the IMS.PROCLIB data set.</p> <p>CICS reason text: ISCE_INVALID_APPLID</p>
AUTOINSTALL		X'01'	<p>The CICS autoinstall function could not create the required IPCONN resource in the CICS subsystem.</p> <p>The autoinstall function can fail if the name of the new IPCONN resource is the same as the name of an existing IPCONN resource.</p> <p>Because the name of the IPCONN resource that is created by the autoinstall function is generated from the user name that is specified on an IMS session initiation request, such as the /OPNDST NODE command, try initiating the session with a different user name.</p> <p>CICS reason text: AUTOINSTALL_FAILED</p>
CAPEXRACE		X'15'	<p>Capability exchange race. The session between IMS and CICS was initiated by IMS and CICS at the same time resulting in race condition between the two capability exchange requests. Retry IMS /OPNDST command (6).</p> <p>Try initiating the session again from either IMS or CICS.</p> <p>CICS reason text: CAPEX_RACE</p>
DFHxxxx			<p>API conversation error. DFHxxxx is the CICS API error message that was returned to IMS Connect, where xxxx is a number, and DFH is the CICS message prefix.</p> <p>This is probably an internal error. Contact IBM Software Support.</p>
HTTPRQST	X'400'		<p>Defined by the HTTP protocol or the TCP/IP server, indicates that the request could not be understood by the server due to malformed syntax.</p> <p>The session initiation request is probably invalid and could not be understood by the receiving subsystem.</p> <p>Check that the ISC TCP/IP session initiation request is configured properly in the subsystem that is initiating the session.</p> <p>If the problem persists, contact IBM Software Support.</p>
HTTPERR		X'0B'	<p>A capability exchange response related to a callback connection contained an HTTP status code that indicates an error.</p> <p>CICS reason text: ISCE_HTTP_ERROR</p>



Table 80. Error descriptions for TEXT field in HWSV4420E (continued)

Service code	HTTP status code	IPIC reason code	Meaning
IPCONNNO		X'13'	<p>No IPCONN resource.</p> <p>An attempt to acquire or release a connection for a CICS TCPIPSERVICE resource was made, but the TCPIPSERVICE resource has no associated IPCONN resource.</p> <p>The error is probably caused by an incorrect TCPIPSERVICE or IPCONN resource definition in the CICS subsystem. Correct any errors in the resource definitions and try to initiation the session again.</p> <p>CICS reason text: NO_IPCONN</p>
IPCONNNOTFND		X'04'	<p>ICONN not found.</p> <p>An attempt to acquire or release a connection with a CICS subsystem was made, but the required IPCONN resource no longer exists or cannot be found.</p> <p>CICS reason text: IPCONN_NOT_FOUND</p>
IPCONNONEWAY		X'14'	<p>The ISC TCP/IP session requires a two-way connection, but the CICS IPCONN resource is defined to use a one-way connection.</p> <p>Correct the CICS IPCONN resource definition.</p> <p>CICS reason text: IS CER_ONE_WAY_IPCONN</p>
IPCONNSTATE		X'02'	<p>Invalid IPCONN state.</p> <p>An ISCO ACQUIRE_CONNECTION was issued, but failed because the CICS IPCONN resource is not in the correct state.</p> <p>The state of the IPCONN resource must be INSERVICE and RELEASED.</p> <p>Try to initiate the session again. If the problem persists, contact the CICS system administrator.</p> <p>CICS reason text: INVALID_IPCONN_STATE</p>
OPENERR		X'0D'	<p>Open session error.</p> <p>IMS attempted to initiate an ISC TCP/IP session with CICS through IMS Connect, but the capability exchange between the IMS and CICS subsystems failed.</p> <p>For example, this error is issued if the value specified on the PORT keyword of the IPCONN resource definition in the CICS DFHCSD dataset is not also defined to IMS Connect on the ID subparameter of the CICS PORT keyword in the TCPIP statement in the HWSCFGxx PROCLIB member.</p> <p>This probably a configuration or definition problem.</p> <p>Verify that all IMS, IMS Connect, and CICS PROCLIB members and resources are defined correctly. Correct any errors in the definition statements.</p> <p>CICS reason text:</p>

Table 80. Error descriptions for TEXT field in HWSV4420E (continued)

Service code	HTTP status code	IPIC reason code	Meaning
PARTNERSTATE		X'03'	<p>Invalid partner state.</p> <p>CICS received a capability exchange request for an IPCONN resource that is in an invalid state.</p> <p>The state of the IPCONN resource must be INSERVICE and not already acquired.</p> <p>Try to initiate the session again. If the problem persists, contact the CICS system administrator.</p> <p>CICS reason text: INVALID_PARTNER_STATE</p>
RECOVERR		X'08'	<p>Capability exchange recovery error.</p> <p>CICS received a capability exchange request that contains an unsupported <i>isce_preferred_recovery</i> value and no matching <i>isce_supported_protocols</i> flags are set to fallback to.</p> <p>This is probably an internal error. Contact IBM Software Support.</p> <p>CICS reason text: ISCE_BAD_RECOV</p>
RESPBAD		X'09'	<p>A CICS IPIC response is bad.</p> <p>The callback capability exchange response that was received by CICS contains a bad response and reason code.</p> <p>This error can occur during a capability exchange if the port defined on the PORT attribute in the CICS IPCONN resource definition is not also defined to IMS Connect on the ID subparameter of the CICSPORT keyword in the TCPIP statement in the IMS Connect PROCLIB configuration member.</p> <p>Verify that all IMS, IMS Connect, and CICS PROCLIB members and resources are defined correctly.</p> <p>CICS reason text: IS CER_BAD_RESPONSE</p>
RESPERR		X'0A'	<p>Capability exchange response error.</p> <p>The callback capability exchange response was determined to be invalid.</p> <p>This is an internal error in either IMS, IMS Connect, or CICS. Contact IBM Software Support.</p> <p>CICS reason text: IS CER_ERROR</p>

Table 80. Error descriptions for TEXT field in HWSV4420E (continued)

Service code	HTTP status code	IPIC reason code	Meaning
RESPTIMEOUT		X'0C'	<p>Capability exchange response timed out.</p> <p>A response to a capability exchange request has not been received within the timeout period specified.</p> <p>Increase the CICS IPIC request timeout value (RTIMOUT) in the system profile DFHCICSC.</p> <p>The RTIMOUT value is in <i>mmss</i>, where <i>mm</i> is minutes, <i>ss</i> is seconds. For example, to change the timeout value to 1 minute, specify: ALTER PROFILE(DFHCICSx) GROUP(IMSISICIP) RTIMOUT(0100).</p> <p>Use CICS transaction CEDA to display or update the timeout value</p> <p>CICS reason text: IS CER_TIMED_OUT</p>
RQSTERR		X'05'	<p>Capability exchange request error.</p> <p>The capability exchange request was determined to be invalid and was rejected by the partner CICS subsystem. IMS or IMS Connect built an incorrect capability exchange request message to initiate a session.</p> <p>Contact IBM Software Support.</p> <p>CICS reason text:</p>
RQSTTIMEOUT		X'07'	<p>The CICS IPIC request timed out.</p> <p>The TCPIP SERVICE transaction (CISS by default) was attached to initialize a connection for an IPCONN resource but did not receive a capability exchange request within the timeout period defined in its transaction profile.</p> <p>Increase the CICS IPIC request timeout value (RTIMOUT) in the system profile DFHCICSC.</p> <p>The RTIMOUT value is in <i>mmss</i>, where <i>mm</i> is minutes, <i>ss</i> is seconds. For example, to change the timeout value to 1 minute, specify: ALTER PROFILE(DFHCICSC) GROUP(IMSISICIP) RTIMOUT(0100).</p> <p>Use CICS transaction CEDA to display or update the timeout value</p> <p>CICS reason text: IS CE_TIMED_OUT</p>
SECURITY		X'16'	<p>Security error. The security credentials of the caller are not acceptable to the partner system.</p> <p>CICS reason text: IS CER_SECURITY_VIOLATION</p>
SHUTDOWN		X'0E'	<p>CICS is shutting down.</p> <p>A call has been made to DFHISCO to acquire or initialize an IPCONN resource, but CICS was shutdown before the call was completed.</p> <p>Verify that CICS is active. If CICS is not active, start it.</p> <p>CICS reason text: SHUTDOWN</p>

## HWSV4420E

Table 80. Error descriptions for TEXT field in HWSV4420E (continued)

Service code	HTTP status code	IPIC reason code	Meaning
SOCKETERR		X'18'	Client socket error. The client connection has been closed.  CICS reason text: IS CER_CLIENT_CONNECTION_CLOSED
SOCKETSECERR		X'19'	Secondary socket error. An error occurred when an attempt was made to obtain a secondary socket.  CICS reason text: IS CER_SEC SOCK_ERROR
SRVCCLOSED		X'0F'	TCP/IP services are unavailable.  An attempt to acquire a connection failed because no TCP/IP support is available.  Start the TCP/IP service and try initiating the ISC TCP/IP session again.  CICS reason text: TCPIP_CLOSED
SRVCMISMATCH		X'10'	TCPIP SERVICE mismatch.  A capability exchange request was received for an IPCONN resource that is defined to use a different TCPIP SERVICE from the TCPIP SERVICE that was used for the capability exchange.  This error can occur if the ports defined on the CICS TCPIP SERVICE and IPCONN resource definitions do not match.  Verify that all IMS, IMS Connect, and CICS PROCLIB members and resources are defined correctly. Correct any errors.  CICS reason text: TCPIP SERVICE_MISMATCH
SRVCNOTFOUND		X'11'	The TCPIP SERVICE resource that is referenced by the IPCONN resource was not found in the CICS subsystem.  CICS could not acquire or release the connection because the TCPIP SERVICE resource that is referenced in the IPCONN resource definition is either not installed or was deleted.  Try to initiate the session again. If the problem persists, contact the CICS system administrator. The TCPIP SERVICE resource might need to be reinstalled and opened.  CICS reason text: TCPIP SERVICE_NOT_FOUND
SRVCNOTOPEN		X'12'	The TCPIP SERVICE resource in the CICS subsystem is not open.  The CICS subsystem attempted to acquire a connection for an IPCONN resource, but the TCPIP SERVICE named in the IPCONN resource definition is not open.  Try to initiate the session again. If the problem persists, contact the CICS system administrator.  CICS reason text: TCPIP SERVICE_NOT_OPEN
SRVCUNAVAIL	X'503'		Defined by the HTTP protocol or the z/OS TCP/IP server, indicates that the TCP/IP server is temporarily unavailable either because it is overloaded or down for maintenance.  Verify that the TCP/IP server is active. If the TCP/IP server is not active, start it.

Table 80. Error descriptions for TEXT field in HWSV4420E (continued)

Service code	HTTP status code	IPIC reason code	Meaning
SRVRERR	X'500'		Defined by the HTTP protocol or the z/OS TCP/IP server, indicates that the TCP/IP server encountered an unexpected condition that prevented it from fulfilling the request.  Hypertext Transfer Protocol -- HTTP/1.1
UNKNOWN		X'63'	Unknown error. This is probably an internal error. Contact IBM Software Support.

**System action:** If the session has already been established, IMS Connect forwards the message to IMS. Depending on the contents of the message, IMS might also issue an error message and terminate the session.

If the session has not already been established, IMS Connect discards the message.

**System programmer response:** Look up the value of TEXT= in the preceding table for the possible actions that you can take to resolve the problem.

**Module:** QREC - HWSQREC0

**Related reference:**

➤ RMTICIS statement (System Definition)

---

**HWSV4425I THE SEND CLIENT *sendclient* WAS TERMINATED FOR REMOTE CICS *rmtcics*; ISUSER *isc\_user*; M=*mc***

**Explanation:** A command terminated the client send socket that is identified by *sendclient*. The client send socket was used for sending messages to a remote CICS subsystem on the connection that is identified by *rmtcics*.

In the message text:  
*sendclient*

*rmtcics* The name of the send client socket that was terminated. This name is generated by IMS Connect.

*rmtcics* The ID of the connection as it is defined on both the ID parameter of the RMTICIS statement and the RMTICIS parameter of the ISC statement. The RMTICIS and ISC statements together define the connection in the IMS Connect configuration PROCLIB member.

*isc\_user* The user name that is associated with the session initiation request.

*mc* The module that issued the message.

**Possible cause:** The send client socket can be terminated by any one of the following IMS type-2 commands:

- UPDATE IMSCON TYPE(SENDCLNT) NAME(*client\_id*) RMTICIS(*rmtcics*) STOP(COMM)

- UPDATE IMSCON TYPE(RMTCICS) NAME(*rmtcicsid*) STOP(COMM)

**System action:** This message is issued and IMS Connect continues to run normally.

**System programmer response:** Use the *isc\_user* value to correlate with any possible DFS3298E message.

**Module:** QCVC - HWSQCVC0

**Related reference:**

➤ UPDATE IMSCON TYPE(RMTCICS) command (Commands)

➤ UPDATE IMSCON TYPE(SENDCLNT) command (Commands)

➤ RMTICIS statement (System Definition)

➤ ISC statement (System Definition)

---

**HWSV4435W THE RMTICIS COMM. COMPONENT FAILED TO RELEASE STORAGE; R=*rc*, S=*sc*, B=*bn*, A=*a*, M=*mc***

**Explanation:** The IMS Connect RMTICIS communications component was unable to release storage for internal buffers.

In the message text:

*rc* The return code of the service.

*sc* The service code. Service codes can contain either codes that more specifically identify the error, or codes returned by called services that failed the request.

*bn* The buffer name.

*a* The buffer address.

*mc* The module issuing the message.

**System action:** This message is issued and IMS Connect continues to run normally.

**System programmer response:** This problem is probably an internal error. Search the problem-reporting databases to find a correction for the problem. If none exists, contact IBM Software Support. Provide the JCL, SYSLOG, and dump if available.

**Module:** QCVC - HWSQCVC0, QOCC - HWSQOCC0, QSCH - HWSQSCH0

**HWSV4440E UNABLE TO START TCP/IP SEND CLIENT TO REMOTE CICS** *rmtcics*,  
R=*rc*, S=*sc*, M=*mc*

**Explanation:** IMS Connect encountered an error while trying to start the conversation controller thread for the TCP/IP connection to a remote CICS subsystem.

In the message text:

- rmtcics* The ID of the RMTICICS statement that defines the CICS connection to IMS Connect.
- rc* The return code of the service.
- sc* The service code. Service codes can contain either codes that more specifically identify the error, or codes returned by called service that failed the request.
- mc* The module issuing the message.

The following table provides an explanation of service and return codes.

Table 81. Service and return code explanation for HWSV4440E

Service code	Short explanation	Return code (dec)	Meaning
GETSST	The BPECBGET get storage service failed.		A storage error occurred.
GETSTAT	The BPECBGET get storage service failed.		A storage error occurred.
SHUT/STO		4	The RMTICICS is stopped or in shutdown process.

**System action:** This message is issued and IMS Connect continues to run. If a message that required this connection was being processed when this error occurred, another error message describes what happened to the message.

**System programmer response:** If this is a storage related error, consider increasing the storage allocation for IMS Connect.

If the problem persists, search the problem-reporting databases to find a correction for the problem. If none exists, contact IBM Software Support. Provide the JCL, SYSLOG, and memory dump if available.

**Module:** QSC1 – HWSQSC10

**Related reference:**

- ➔ BPE service return codes

**HWSV4480W UNABLE TO START COMMUNICATIONS WITH REMOTE CICS** *rmtcics*, R=*rc*, S=*sc*, M=*mc*

**Explanation:** During processing of the IMS type-2 command UPDATE IMSCON TYPE(RMTICICS) NAME(*rmtcics*) START(COMM), IMS Connect failed to start communications with the remote CICS instance identified by *rmtcics*.

In the message text:

- rmtcics* The value specified on the NAME keyword of the of the UPDATE IMSCON TYPE(RMTICICS) NAME(*rmtcics*) START(COMM) command.
- rc* The return code that identifies the error condition.
  - 4 The *rmtcics* value displayed in the message text does not match the ID parameter of any RMTICICS statement in the IMS Connect configuration PROCLIB member.
- sc* The service code. Service codes can contain either codes that more specifically identify the error, or codes returned by called service that failed the request.
  - NOTFND**  
The *rmtcics* value displayed in the message text was not found in any RMTICICS statement in the IMS Connect configuration PROCLIB member
- mc* The module that issued the message.

**Possible cause:** Either the *rmtcics* value that is specified on the NAME keyword of the UPDATE IMSCON TYPE(RMTICICS) command is incorrect or the value that is specified on the ID keyword of the RMTICICS configuration statement in the IMS Connect configuration PROCLIB member is incorrect.

**System action:** This message is issued and IMS Connect continues to run normally. However, ISC messages cannot be sent to the remote CICS instance on the *rmtcics* connection.

**System programmer response:** Verify that the value that is specified on the NAME keyword of the command is correct. If it is, verify that the ID keyword on the RMTICICS statement, as well as the RMTICICS keyword in the ISC statement, are correct.

**Module:** QOCC - HWSQOCC0

**Related reference:**

- ➔ UPDATE IMSCON TYPE(RMTICICS) command (Commands)
- ➔ RMTICICS statement (System Definition)
- ➔ ISC statement (System Definition)

**HWSV4485W COMMUNICATIONS WITH REMOTE CICS** *rmtcics* **ARE ALREADY STARTED;** R=*rc*, S=*sc*, M=*mc*

**Explanation:** The IMS type-2 command UPDATE IMSCON TYPE(RMTICICS) NAME(*rmtcics*) START(COMM), was issued for a remote CICS connection that was already started.

In the message text:

- rmtcics* The value specified on the NAME keyword of

the of the UPDATE IMSCON TYPE(RMTCICS) NAME(*rmtcics*) START(COMM) command.

*rc* The return code that identifies the error condition.

4 The connection *rmtcics* is already started.

*sc* The service code. Service codes can contain either codes that more specifically identify the error, or codes returned by called service that failed the request.

**ACTIVE**  
The connection *rmtcics* is already started.

*mc* The module that issued the message.

**System action:** This message is issued and IMS Connect continues to run normally. The connection that is identified by *rmtcics* in the message text is active and available for sending ISC messages to the remote CICS instance.

**System programmer response:** No action is required.

**Module:** QOCC - HWSQOCC0

**Related reference:**

➔ UPDATE IMSCON TYPE(RMTCICS) command (Commands)

➔ RMTCICS statement (System Definition)

**HWSV4500E FUNCTION WORK ELEMENT PROCESSING FAILED; FUNC=*fn*, R=*rc*, S=*sc*, M=*mc***

**Explanation:** The function work element (FWE) cannot be processed. The FWE requests work between components and within components. This structure contains the function and parameters that a service requires for processing.

In the message text:

*fn* Identifies the function requested.

*rc* The return code of the service. See the following table for an explanation.

*sc* The service code. Service codes can contain either codes that more specifically identify the error, or codes returned by called service that failed the request.

*mc* The module issuing the message.

The following table provides an explanation of service and return codes.

Table 82. Service and return code explanation for HWSV4500E

Service code	Short explanation	Return code	Meaning
INVFUNC	The function requested in the FWE is incorrect.	4	This problem is a processing error.

**System action:** This message is issued and, if possible,

the requestor of the function is notified. Otherwise, the FWE is freed. In all cases, IMS Connect continues to run.

**System programmer response:** This is probably an internal error. Search the problem-reporting databases to find a correction for the problem. If none exists, contact IBM Software Support. Provide the JCL, SYSLOG, and dump if available.

**Module:** QCVC - HWSQCVC0, QOCC - HWSQOCC0, QSCH - HWSQSCH0

**HWSV4600E TCP/IP SOCKET FUNCTION CALL FAILED; F=*fn*, R=*rc*, E=*ec*, N=*rsn*, RCIC=*rmtcics*, M=*mc***

**Explanation:** IMS Connect RMTCICS communications driver was unable to perform the specified socket function.

In the message text:

*fn* Identifies the TCP/IP socket function call. For a description of the possible functions and their associated z/OS UNIX System Services callable service, see the following table.

*rc* Identifies the TCP/IP return code.

*ec* Identifies the TCP/IP error code.

*rsn* Identifies the TCP/IP reason code.

*rmtcics* Identifies the connection to the remote CICS subsystem, as defined on the ID parameter of the RMTCICS configuration statement.

*mc* Identifies the module issuing the message.

Table 83. Function names and associated UNIX System Services callable services for HWSV4600E

Function name	UNIX System Services callable service
FREIPADR	BPX1FAI
GETIPADR	BPX1GAI

**System action:** This message is issued and IMS Connect continues to run normally.

**System programmer response:** For the possible cause of the specified return code and error code, see z/OS Communications Server IP and SNA Codes.

**Module:** QDCO - HWSQDCON, QDOT - HWSQDOTD, QDRC - HWSQDRCV, QDXM - HWSQDXMT

**Related reference:**

- ➔ z/OS: Sockets return codes (ERRNOs)
- ➔ z/OS: z/OS UNIX System Services return codes
- ➔ z/OS: Callable services descriptions

**HWSV4630W THE RMTICICS DRIVER FAILED TO OBTAIN STORAGE; R=rc, S=sc, B=bn, M=mc**

**Explanation:** IMS Connect RMTICICS communications driver was unable to get storage for internal buffers. This error can occur when not enough storage is available to complete the process.

In the message text:

- rc* Identifies the BPE return code associated with the service.
- sc* Identifies the service code. Service codes can contain either codes that more specifically identify the error, or codes returned by called services that failed the request.
- bn* Identifies the buffer name.
- mc* Identifies the module issuing the message.

**Possible cause:** Not enough storage is available to complete the process.

**System action:** This message is issued and IMS Connect continues to run. The requested message in progress is discarded.

**System programmer response:** Ensure that the region size for IMS Connect is large enough. If the problem persists, search the problem-reporting databases to find a correction for the problem. If none exists, contact IBM Software Support. Provide the JCL, SYSLOG, and the memory dump if available.

**Module:** QDCO - HWSQDCON, QDOT - HWSQDOTD, QDRC - HWSQDRCV

**Related reference:**

 BPE codes (Messages and Codes)

**HWSV4800E FUNCTION WORK ELEMENT PROCESSING FAILED, FUNC=fn; R=rc, S=sc, M=mc**

**Explanation:** The function work element (FWE) cannot be processed. The FWE requests work between components and within components. This structure contains the function and parameters that a service requires for processing.

In the message text:

- fn* The function requested.
- rc* The return code of the service.
- sc* The service code. Service codes can contain either codes that more specifically identify the error, or codes returned by called services that failed the request.
- mc* The module issuing the message.

Table 84. Service and return code explanation for HWSV4800E

Service code	Short explanation	Return code	Meaning
INVFUNC	The function requested in the FWE is incorrect.	4	This problem is a processing error.

**System action:** This message is issued and, if possible, the requestor of the function is notified. Otherwise, the FWE is freed. In all cases, IMS Connect continues to run.

**System programmer response:** This is probably an internal error. Search the problem-reporting databases to find a correction for the problem. If none exists, contact IBM Software Support. Provide the JCL, SYSLOG, and dump if available.

**Module:** GCVC - HWSGCVC0

**HWSV4820E CICS IPIC ERROR RC=ipicrc HTTPRC=httprc MSGTYPE=msgtype TEXT=description; PORT=port, C=clientid, M=QREC**

**Explanation:** IMS Connect received an IP interconnectivity (IPIC) error message from CICS for an ISC TCP/IP session.

If IMS is available, IMS Connect notifies IMS of the error.

If IMS is not available, IMS Connect might notify CICS of the error, depending upon the type of error indicator that was received.

In the message text:

*clientid* The client ID that identifies the TCP/IP socket connection on which the error message was received. The client ID is generated by IMS Connect.

*description*

Text that describes the error.

*httprc* A 4-byte status code that is defined by the Hypertext Transfer Protocol -- HTTP/1.1 standard. HTTP status codes can be customized by the TCP/IP server. Look up the TEXT value in the table Table 85 on page 439 for the meaning of specific status codes and possible actions to take.

*2nn* HTTP status codes in the 200 to 299 range indicate that the error was not in the HTTP layer.

*4nn* HTTP status codes in the 400 to 499 range indicate that the error is related to the "client," which for ISC TCP/IP is usually the subsystem that initiated the session.

*5nn* HTTP status codes in the 500 to 599 range indicate that the error is related



	to the “server,” which for ISC TCP/IP is usually the subsystem that received the session initiation request.	<b>05</b>	Indicates a kernal error
		<b>06</b>	Indicates that CICS purged the error
<i>ipicrc</i>	A 2-byte CICS IPIC response and reason code. The first byte is the response code. The second byte is the reason code.  For an explanation of the reason codes and the possible actions to take, look up the text description that is issued with the reason code in the table Table 85.  The possible response codes are described in the following list. <b>CICS IPIC response codes</b>		
	<b>02</b> Indicates an exception event		
	<b>03</b> Indicates a disaster event		
	<b>04</b> Indicates that the message is not valid for CICS		
		<i>msgtype</i>	A 2-byte code that indicates the CICS IPIC message type.
		<b>0001</b>	Capability exchange request
		<b>0002</b>	Capability exchange response
		<b>0006</b>	Syncpoint command
		<b>0007</b>	API conversation error
		<b>0008</b>	Security data
		<b>000A</b>	Unit of work ID
		<b>0043</b>	API request or response
		<b>0046</b>	Free request
		<b>QREC</b>	The IMS Connect module HWSQREC0 that received the notification of the error.
		<i>port</i>	The number of the port that is associated with the socket on which IMS Connect receives transactions and response data from CICS.

Table 85. Error descriptions for TEXT field in HWSV4820E

Service code	HTTP status code	IPIC reason code	Meaning
APPLID		X'06'	In the capability exchange message received by CICS, the <i>server_applid</i> or its high-level qualifier does not match APPLID and high-level qualifier of the CICS subsystem.  This is most likely caused by a value on the CICSAPPL keyword of an ISC statement that does not match the APPLID of the remote CICS subsystem.  Correct the value of the CICSAPPL keyword on the ISC statement in the IMS Connect configuration member in the IMS.PROCLIB data set.  CICS reason text: ISCE_INVALID_APPLID
AUTOINSTALL		X'01'	The CICS autoinstall function could not create the required IPCONN resource in the CICS subsystem.  The autoinstall function can fail if the name of the new IPCONN resource is the same as the name of an existing IPCONN resource.  Because the name of the IPCONN resource that is created by the autoinstall function is generated from the user name that is specified on an IMS session initiation request, such as the /OPNDST NODE command, try initiating the session with a different user name.  CICS reason text: AUTOINSTALL_FAILED
CAPEXRACE		X'15'	Capability exchange race. The session between IMS and CICS was initiated by IMS and CICS at the same time resulting in race condition between the two capability exchange requests. Retry IMS /OPNDST command (6).  Try initiating the session again from either IMS or CICS.  CICS reason text: CAPEX_RACE
DFHxxxx			API conversation error. DFHxxxx is the CICS API error message that was returned to IMS Connect, where xxxxx is a number, and DFH is the CICS message prefix.  This is probably an internal error. Contact IBM Software Support.

Table 85. Error descriptions for TEXT field in HWSV4820E (continued)

Service code	HTTP status code	IPIC reason code	Meaning
HTTPRQST	X'400'		<p>Defined by the HTTP protocol or the TCP/IP server, indicates that the request could not be understood by the server due to malformed syntax.</p> <p>The session initiation request is probably invalid and could not be understood by the receiving subsystem.</p> <p>Check that the ISC TCP/IP session initiation request is configured properly in the subsystem that is initiating the session.</p> <p>If the problem persists, contact IBM Software Support.</p>
HTTPERR		X'0B'	<p>A capability exchange response related to a callback connection contained an HTTP status code that indicates an error.</p> <p>CICS reason text: IS CER_HTTP_ERROR</p>
IPCONNNO		X'13'	<p>No IPCONN resource.</p> <p>An attempt to acquire or release a connection for a CICS TCPIP SERVICE resource was made, but the TCPIP SERVICE resource has no associated IPCONN resource.</p> <p>The error is probably caused by an incorrect TCPIP SERVICE or IPCONN resource definition in the CICS subsystem. Correct any errors in the resource definitions and try to initiate the session again.</p> <p>CICS reason text: NO_IPCONN</p>
IPCONNNOTFND		X'04'	<p>IPCONN not found.</p> <p>An attempt to acquire or release a connection with a CICS subsystem was made, but the required IPCONN resource no longer exists or cannot be found.</p> <p>CICS reason text: IPCONN_NOT_FOUND</p>
IPCONNONEWAY		X'14'	<p>The ISC TCP/IP session requires a two-way connection, but the CICS IPCONN resource is defined to use a one-way connection.</p> <p>Correct the CICS IPCONN resource definition.</p> <p>CICS reason text: IS CER_ONE_WAY_IPCONN</p>
IPCONNSTATE		X'02'	<p>Invalid IPCONN state.</p> <p>An ISCO ACQUIRE_CONNECTION was issued, but failed because the CICS IPCONN resource is not in the correct state.</p> <p>The state of the IPCONN resource must be INSERVICE and RELEASED.</p> <p>Try to initiate the session again. If the problem persists, contact the CICS system administrator.</p> <p>CICS reason text: INVALID_IPCONN_STATE</p>

Table 85. Error descriptions for TEXT field in HWSV4820E (continued)

Service code	HTTP status code	IPIC reason code	Meaning
OPENERR		X'0D'	<p>Open session error.</p> <p>IMS attempted to initiate an ISC TCP/IP session with CICS through IMS Connect, but the capability exchange between the IMS and CICS subsystems failed.</p> <p>For example, this error is issued if the value specified on the PORT keyword of the IPCONN resource definition in the CICS DFHCSD dataset is not also defined to IMS Connect on the ID subparameter of the CICSPORT keyword in the TCPIP statement in the HWSCFGxx PROCLIB member.</p> <p>This probably a configuration or definition problem.</p> <p>Verify that all IMS, IMS Connect, and CICS PROCLIB members and resources are defined correctly. Correct any errors in the definition statements.</p> <p>CICS reason text:</p>
PARTNERSTATE		X'03'	<p>Invalid partner state.</p> <p>CICS received a capability exchange request for an IPCONN resource that is in an invalid state.</p> <p>The state of the IPCONN resource must be INSERVICE and not already acquired.</p> <p>Try to initiate the session again. If the problem persists, contact the CICS system administrator.</p> <p>CICS reason text: INVALID_PARTNER_STATE</p>
RECOVERR		X'08'	<p>Capability exchange recovery error.</p> <p>CICS received a capability exchange request that contains an unsupported <i>isce_preferred_recovery</i> value and no matching <i>isce_supported_protocols</i> flags are set to fallback to.</p> <p>This is probably an internal error. Contact IBM Software Support.</p> <p>CICS reason text: ISCE_BAD_RECOV</p>
RESPBAD		X'09'	<p>A CICS IPIC response is bad.</p> <p>The callback capability exchange response that was received by CICS contains a bad response and reason code.</p> <p>This error can occur during a capability exchange if the port defined on the PORT attribute in the CICS IPCONN resource definition is not also defined to IMS Connect on the ID subparameter of the CICSPORT keyword in the TCPIP statement in the IMS Connect PROCLIB configuration member.</p> <p>Verify that all IMS, IMS Connect, and CICS PROCLIB members and resources are defined correctly.</p> <p>CICS reason text: ISCE_BAD_RESPONSE</p>

Table 85. Error descriptions for TEXT field in HWSV4820E (continued)

Service code	HTTP status code	IPIC reason code	Meaning
RESPERR		X'0A'	<p>Capability exchange response error.</p> <p>The callback capability exchange response was determined to be invalid.</p> <p>This is an internal error in either IMS, IMS Connect, or CICS. Contact IBM Software Support.</p> <p>CICS reason text: IS CER_ERROR</p>
RESPTIMEOUT		X'0C'	<p>Capability exchange response timed out.</p> <p>A response to a capability exchange request has not been received within the timeout period specified.</p> <p>Increase the CICS IPIC request timeout value (RTIMOUT) in the system profile DFHCICSC.</p> <p>The RTIMOUT value is in <i>mmss</i>, where <i>mm</i> is minutes, <i>ss</i> is seconds. For example, to change the timeout value to 1 minute, specify: ALTER PROFILE(DFHCICSX) GROUP(IMSISICIP) RTIMOUT(0100).</p> <p>Use CICS transaction CEDA to display or update the timeout value</p> <p>CICS reason text: IS CER_TIMED_OUT</p>
RQSTERR		X'05'	<p>Capability exchange request error.</p> <p>The capability exchange request was determined to be invalid and was rejected by the partner CICS subsystem. IMS or IMS Connect built an incorrect capability exchange request message to initiate a session.</p> <p>Contact IBM Software Support.</p> <p>CICS reason text:</p>
RQSTTIMEOUT		X'07'	<p>The CICS IPIC request timed out.</p> <p>The TCPIP SERVICE transaction (CISS by default) was attached to initialize a connection for an IPCONN resource but did not receive a capability exchange request within the timeout period defined in its transaction profile.</p> <p>Increase the CICS IPIC request timeout value (RTIMOUT) in the system profile DFHCICSC.</p> <p>The RTIMOUT value is in <i>mmss</i>, where <i>mm</i> is minutes, <i>ss</i> is seconds. For example, to change the timeout value to 1 minute, specify: ALTER PROFILE(DFHCICSC) GROUP(IMSISICIP) RTIMOUT(0100).</p> <p>Use CICS transaction CEDA to display or update the timeout value</p> <p>CICS reason text: IS CE_TIMED_OUT</p>
SECURITY		X'16'	<p>Security error. The security credentials of the caller are not acceptable to the partner system.</p> <p>CICS reason text: IS CER_SECURITY_VIOLATION</p>

Table 85. Error descriptions for TEXT field in HWSV4820E (continued)

Service code	HTTP status code	IPIC reason code	Meaning
SHUTDOWN		X'0E'	<p>CICS is shutting down.</p> <p>A call has been made to DFHISCO to acquire or initialize an IPCONN resource, but CICS was shutdown before the call was completed.</p> <p>Verify that CICS is active. If CICS is not active, start it.</p> <p>CICS reason text: SHUTDOWN</p>
SOCKETERR		X'18'	<p>Client socket error. The client connection has been closed.</p> <p>CICS reason text: IS CER_CLIENT_CONNECTION_CLOSED</p>
SOCKETSECERR		X'19'	<p>Secondary socket error. An error occurred when an attempt was made to obtain a secondary socket.</p> <p>CICS reason text: IS CER_SEC SOCK_ERROR</p>
SRVCCLOSED		X'0F'	<p>TCP/IP services are unavailable.</p> <p>An attempt to acquire a connection failed because no TCP/IP support is available.</p> <p>Start the TCP/IP service and try initiating the ISC TCP/IP session again.</p> <p>CICS reason text: TCPIP_CLOSED</p>
SRVCMISMATCH		X'10'	<p>TCPIP SERVICE mismatch.</p> <p>A capability exchange request was received for an IPCONN resource that is defined to use a different TCPIP SERVICE from the TCPIP SERVICE that was used for the capability exchange.</p> <p>This error can occur if the ports defined on the CICS TCPIP SERVICE and IPCONN resource definitions do not match.</p> <p>Verify that all IMS, IMS Connect, and CICS PROCLIB members and resources are defined correctly. Correct any errors.</p> <p>CICS reason text: TCPIP SERVICE_MISMATCH</p>
SRVCNOTFOUND		X'11'	<p>The TCPIP SERVICE resource that is referenced by the IPCONN resource was not found in the CICS subsystem.</p> <p>CICS could not acquire or release the connection because the TCPIP SERVICE resource that is referenced in the IPCONN resource definition is either not installed or was deleted.</p> <p>Try to initiate the session again. If the problem persists, contact the CICS system administrator. The TCPIP SERVICE resource might need to be reinstalled and opened.</p> <p>CICS reason text: TCPIP SERVICE_NOT_FOUND</p>

Table 85. Error descriptions for TEXT field in HWSV4820E (continued)

Service code	HTTP status code	IPIC reason code	Meaning
SRVCNOTOPEN		X'12'	The TCPIPSERVICE resource in the CICS subsystem is not open.  The CICS subsystem attempted to acquire a connection for an IPCONN resource, but the TCPIPSERVICE named in the IPCONN resource definition is not open.  Try to initiate the session again. If the problem persists, contact the CICS system administrator.  CICS reason text: TCPIPSERVICE_NOT_OPEN
SRVCUNAVAIL	X'503'		Defined by the HTTP protocol or the z/OS TCP/IP server, indicates that the TCP/IP server is temporarily unavailable either because it is overloaded or down for maintenance.  Verify that the TCP/IP server is active. If the TCP/IP server is not active, start it.
SRVRERR	X'500'		Defined by the HTTP protocol or the z/OS TCP/IP server, indicates that the TCP/IP server encountered an unexpected condition that prevented it from fulfilling the request.  Hypertext Transfer Protocol -- HTTP/1.1
UNKNOWN		X'63'	Unknown error. This is probably an internal error. Contact IBM Software Support.

**System action:** If the session has already been established, IMS Connect forwards the message to IMS. Depending on the contents of the message, IMS might also issue an error message and terminate the session.

If the session has not already been established, IMS Connect discards the message.

**System programmer response:** Look up the value of TEXT= in the preceding table for the possible actions that you can take to resolve the problem.

**Module:** GREC - HWSGRECO

**Related tasks:**

 Setting up an ISC TCP/IP connection with CICS (Communications and Connections)

identify the error, or codes returned by called services that failed the request.

*bn* Buffer name.  
*mc* Module issuing the message.

**Possible cause:** Not enough storage is available to complete the process.

**System action:** This message is issued, IMS is notified, and IMS Connect continues to run. The requested message in progress is discarded.

**System programmer response:** Ensure that the region size for IMS Connect is large enough.

If the error is related to a BPE service, look up the return code for the BPE service listed in the message.

If the problem persists, search the problem-reporting databases to find a correction for the problem. If none exists, contact IBM Software Support. Provide the JCL, SYSLOG, and memory dump, if available.

**Module:** GREC - HWSGRECO

---

**HWSV4830W THE CICSPOINT COMMUNICATIONS COMPONENT FAILED TO OBTAIN STORAGE; R=rc, S=sc, B=bn, M=mc**

**Explanation:** IMS Connect CICSPOINT communications component was unable to get storage for internal buffers, possibly because not enough storage is available to complete the process.

In the message text:

*rc* Return code issued by the service identified by *sc* in the message text.  
*sc* Service code. This is the name of the service, which is usually a BPE service. Service codes can contain either codes that more specifically

---

**HWSV4840W HWSV4840W MESSAGE FAILED, ORIGIN=portid clientid TO DESTID=isc\_id; CICSAPPL=cicsappl; R=rc, S=sc, M=mc**

**Explanation:** IMS Connect is unable to forward a message received from the CICS subsystem *cicsappl* on the socket connection *clientid* on port *portid* to the destination ISC link *isc\_id*.

In the message text:

*cicsappl* The APPLID of the CICS subsystem that sent the message.

*clientid* The TCP/IP client that was generated and assigned to the ISC link by IMS Connect.

*isc\_id* The ID of the destination ISC link as specified on the ID keyword of the ISC statement. If the destination ISC link cannot be determined, UNKNOWN is displayed.

*mc* The module issuing the message.

*portid* The TCP/IP port (CICSPORT).

*rc* The return code.

*sc* The service code. Service codes can contain either codes that more specifically identify the error, or codes returned by called services that failed the request.

See the following table for an explanation of service and return codes:

Table 86. Service and return code explanation for HWSV4840W

Service code	Short explanation	Return code	Meaning
DISCONN	The data store table (DST) block is found and active, but the target IMS is not reachable. The IMSPLEX might be stopped or the target IMS or SCI is not available.	4	This is a processing error. Make sure that the IMSPLEX is started, and that IMS and SCI are available.
DSCLOSE	All ISC links are becoming inactive. IMS Connect might be shutting down in response to a CLOSEHWS command.	12	This is a processing error.
NFNDDST	The DST block cannot be found. This table maintains the activity of an ISC connection to IMS.	4	This is a processing error.
NFNDFUNC	The requested function cannot be found. An IMS Connect component issues an interface call for another component's service and the requested service cannot be located.	8	This is a processing error.
NOTACTV	The DST block is not active or is stopped.	8	This is a processing error. Make sure that the ISC connection with IMS is started in IMS Connect.
SHUTDOWN	A CLOSEHWS command has been issued. IMS Connect termination is in process.	8	Termination in process.
STP/CLSE	The ISC link or IMSplex is in stop or close process.	4	This is a processing error.

**System action:** IMS Connect issues this message and continues to run. The message in progress is released. IMS Connect terminates the socket connection and deletes the client resource.

**System programmer response:** The response can vary depending on the service code.


For service codes DSCLOSE, NFNDDST, and SHUTDOWN, the data store is no longer active or connected to IMS Connect. Investigate why the data store was terminated, or if a command to stop the ISC connection was issued.

For service code DISCONN, the path to IMS is no longer available to IMS Connect. Investigate whether the IMSPLEX data store has been stopped, if SCI is

unavailable, or if IMS is unavailable.


**Module:** GREC - HWSGRECO

**Related reference:**

 CLOSEHWS command (Commands)

 IMS Connect SHUTDOWN MEMBER command (Commands)

 UPDATE IMSCON TYPE(ISC) command (Commands)

 ISC statement (System Definition)

**HWSV5000E TCP/IP SOCKET FUNCTION CALL FAILED; F=*fn*, R=*rc*, E=*ec*, N=*rsn*, PORT=*port*, M=*mc***

**Explanation:** IMS Connect CICSPOINT communications driver was unable to perform the specified socket function.

In the message text:

- fn* Identifies the TCP/IP socket function call. For a description of the possible functions and their associated z/OS UNIX System Services callable service, see the following table.
- rc* Identifies the TCP/IP return code.
- ec* Identifies the TCP/IP error code.
- rsn* Identifies the TCP/IP reason code.
- port* Identifies the port that is associated with the socket.
- mc* Identifies the module issuing the message.

Table 87. Function names and associated UNIX System Services callable services for HWSV5000E

Function name	UNIX System Services callable service
CLOSESOC	BPX1CLO
CONNECT	BPX1CON
CONNECT6	BPX1CON
FREIPADR	BPX1FAI
GETIPADR	BPX1GAI
GETSOCK	BPX1SOC
GETSOCK6	BPX1SOC
READ	BPX1AIO (AIO#READ)
READNOCN	None – The connection is no longer available, possibly because TCP/IP is down
READSTOP	None – The TCP/IP read function was stopped by a command such as the STOPSCLN or the CLOSEHWS FORCE WTOR format commands
SHUTDSOC	BPX1SHT
WRITE	BPX1AIO (AIO#WRITE)

**System action:** This message is issued and IMS Connect continues to run normally.

**System programmer response:** For the possible cause of the specified return code and error code, see *z/OS Communications Server IP and SNA Codes*.

**Module:** GDRC - HWSGDRCV, GDXM - HWSGDXMT

**Related reference:**

➡ z/OS: Sockets return codes (ERRNOs)

➡ z/OS: z/OS UNIX System Services return codes

➡ z/OS: Callable services descriptions

**HWSV5030W THE CICSPOINT DRIVER FAILED TO OBTAIN STORAGE; R=*rc*, S=*sc*, B=*bn*, M=*mc***

**Explanation:** The IMS Connect CICSPOINT communications driver was unable to get storage for internal buffers, possibly because not enough storage is available to complete the process.

In the message text:

- rc* Return code of the service.
- sc* Service code. Service codes can contain either codes that more specifically identify the error, or codes that are returned by called services that failed the request. The following codes are BPE storage service codes:
  - BPECBGET
  - BPEGETM
- bn* Buffer name.
- mc* Module issuing the message.

**Possible cause:** Not enough storage is available to complete the process.

**System action:** This message is issued and IMS Connect continues to run. If the failure to obtain storage results in a communications error, other error messages are also issued.

**System programmer response:** If the error is related to a BPE service, look up the return code for the BPE service that is listed in the message.

If the problem persists, search the problem-reporting databases to find a correction for the problem. If none exists, record the return code, service code, buffer name, buffer address, and contact IBM Software Support. Provide the JCL, SYSLOG, and dump if available.

**Module:** GDRC - HWSGDRCV

**HWSX0901E UNABLE TO ALLOCATE ENVIRONMENT SYSTEM TABLE; R=*rc*, S=*sc*, M=*mc***

**Explanation:** Storage cannot be allocated for the environment system table (EST). The EST anchors all of the common service routines, control tables, and control blocks used by the IMS Connect components.

In the message text:

- *rc* identifies the return code.
- *sc* identifies the service code. Service codes can contain either codes that more specifically identify the error, or codes returned by called services that failed the request.
- *mc* identifies the module issuing the message.



See the following table for an explanation of service and return codes:

Table 88. Service and return code explanation for HWSX0901E

Service code	Short explanation	Return code	Meaning
BPEGETM	BPEGETM, the system service used to obtain the storage.	4	An incorrect or unsupported subpool is specified.
		8	A zero length is requested.
		12	Unable to obtain the requested storage (z/OS GETMAIN failed).

**System action:** This message is issued and IMS Connect terminates.

**System programmer response:** Ensure that the region size in the JCL statement is large enough to accommodate the IMS Connect region. If the error recurs, search the problem-reporting databases to find a correction for the problem. If none exists, contact the IBM Software Support. Provide the JCL, SYSLOG, and dump if available.

**Module:** XTRS - HWSXTRS0

**HWSX0902E UNABLE TO ALLOCATE INTERFACE STRUCTURE; R=rc, S=sc, M=mc**

**Explanation:** Storage cannot be allocated for the interface execution structure. This structure contains the linkage to the functions supported by each component within IMS Connect.

In the message text:

- *rc* identifies the return code.
- *sc* identifies the service code. Service codes can contain either codes that more specifically identify the error, or codes returned by called services that failed the request.
- *mc* identifies the module issuing the message.

See the following table for an explanation of service and return codes.

Table 89. Service and return code explanation for HWSX0902E

Service code	Short explanation	Return code	Meaning
GETINTF	BPEGETM, the system service used to obtain the interface control block structure.	4	An incorrect CBTE address is passed to the CB get routine. This is an internal system error.

Table 89. Service and return code explanation for HWSX0902E (continued)

Service code	Short explanation	Return code	Meaning
		8	Storage is unavailable to satisfy the request.

**System action:** This message is issued and IMS Connect terminates.

**System programmer response:** Ensure that the region size in the JCL statement is large enough to accommodate the IMS Connect region. If the error recurs, search the problem-reporting databases to find a correction for the problem. If none exists, contact the IBM Software Support. Provide the JCL, SYSLOG, and dump if available.

**Module:** ITBL - HWSITBL0

**HWSX0903E UNABLE TO ALLOCATE EXECUTION TABLE; R=rc, S=sc, M=mc**

**Explanation:** Storage cannot be allocated for the execution table (E\_table). This structure contains the component-related data required for each component to run within the IMS Connect environment.

In the message text:

- *rc* identifies the return code.
- *sc* identifies the service code. Service codes can contain either codes that more specifically identify the error, or codes returned by called services that failed the request.
- *mc* identifies the module issuing the message.

See the following table for an explanation of service and return codes.

Table 90. Service and return code explanation for HWSX0903E

Service code	Short explanation	Return code	Meaning
GETETBL	BPEGETM, the system service used to obtain the execution table.	4	An incorrect CBTE address is passed to the CB get routine. This is an internal system error.
		8	Storage is unavailable to satisfy the request.

**System action:** This message is issued and IMS Connect terminates.

**System programmer response:** Ensure that the region size in the JCL statement is large enough to accommodate the IMS Connect region. If the error recurs, search the problem-reporting databases to find a correction for the problem. If none exists, contact the IBM Software Support. Provide the JCL, SYSLOG, and dump if available.

**Module:** XHD0 - HWSXHD00, XSH0 - HWSXSH00, XCM0 - HWSXCM00

---

**HWSX0904E UNABLE TO ALLOCATE COMPONENT INTERFACE; R=rc, S=sc, M=mc**

**Explanation:** A component cannot register its interface for the functions it supports. This message follows message HWSX0902E, and indicates that storage cannot be allocated for the component interface structure.

In the message text:

- *rc* identifies the return code.
- *sc* identifies the service code. Service codes can contain either codes that more specifically identify the error, or codes returned by called services that failed the request.
- *mc* identifies the module issuing the message.

See the following table for an explanation of service and return codes:

*Table 91. Service and return code explanation for HWSX0904E*

Service code	Short explanation	Return code	Meaning
REGINTFR	HWSINTFR is the IMS Connect service used to register the component's interface.	4	An incorrect CBTE address is passed to the CB get routine. This is an internal system error.

*Table 92. Service and return code explanation for HWSX0905E*

Service code	Short explanation	Return code	Meaning
GETTWUB	BPECBGET, the system service used to acquire the thread work unit (TWU).	4	An incorrect CBTE address is passed to the CB get routine. This is an internal system error.
		8	Storage is unavailable to satisfy the request.

*Table 91. Service and return code explanation for HWSX0904E (continued)*

Service code	Short explanation	Return code	Meaning
		8	Storage is unavailable to satisfy the request.

**System action:** This message is issued and IMS Connect terminates.

**System programmer response:** Ensure that the region size in the JCL statement is large enough to accommodate the IMS Connect region. If the error recurs, search the problem-reporting databases to find a correction for the problem. If none exists, contact the IBM Software Support. Provide the JCL, SYSLOG, and dump if available.

**Module:** XHD1 - HWSXHD10, XSH1 - HWSXSH10, XCM1 - HWSXCM10

---

**HWSX0905E UNABLE TO ALLOCATE MASTER SERVER; R=rc, S=smc, M=mc**

**Explanation:** Storage cannot be allocated for the master server control structure, or the master server thread cannot be scheduled. This server services all requests directed to the IMS Connect environment that are not directed to a specific component.

In the message text:

- *rc* identifies the return code.
- *sc* identifies the service code. Service codes can contain either codes that more specifically identify the error, or codes returned by called services that failed the request.
- *mc* identifies the module issuing the message.

See the following table for an explanation of service and return codes.

Table 92. Service and return code explanation for HWSX0905E (continued)

Service code	Short explanation	Return code	Meaning
SCHEDTWU	BPETHDCR, the system service used to schedule the thread.	4	An incorrect dispatcher work area is passed to the create thread routine.
		8	An incorrect TCB index value is passed on the TCBIDX parameter.
		12	A zero routine address is passed on the ROUTINE= parameter.
		16	An incorrect TCB table entry address is passed into the thread create routine. The BPETHDCR macro determines the TCBT address based on whether the parameter TCBTYPE, TCBIDX, or TCBDWA is specified. Ensure that this parameter is correctly coded.
		20	Unable to get storage for a thread control block (THCB) for the thread.
		24	Unable to get stack storage for the thread.
		28	The initial post of the thread fails.

**System action:** This message is issued and IMS Connect terminates.

**System programmer response:** Ensure that the region size in the JCL statement is large enough to accommodate the IMS Connect region. If the error recurs, search the problem-reporting databases to find a correction for the problem. If none exists, contact the IBM Support Center. Provide the JCL, SYSLOG, and dump if available.

**Module:** XTRS - HWSXTRS0

XUGP - HWSXUGP0

open/close controller structure, or the open/close controller thread cannot be scheduled. This controller manages the linkage with the communication feature that IMS Connect uses to communicate with data stores and IMS Connect clients.

In the message text:

- *rc* identifies the return code.
- *sc* identifies the service code. Service codes can contain either codes that more specifically identify the error, or codes returned by called services that failed the request.
- *mc* identifies the module issuing the message.

**HWSX0907E UNABLE TO START OPEN/CLOSE CONTROLLER; R=*rc*, S=*sc*, M=*mc***

**Explanation:** Storage cannot be allocated for the

See the following table for an explanation of service and return codes.

Table 93. Service and return code explanation for HWSX0907E

Service code	Short explanation	Return code	Meaning
GETTWUB	BPECBGET, the system service used to acquire the thread work unit (TWU) for the open/close controller.	4	An incorrect CBTE address is passed to the CB get routine. This is an internal system error.
		8	Storage is unavailable to satisfy the request.

## HWSX0907E

Table 93. Service and return code explanation for HWSX0907E (continued)

Service code	Short explanation	Return code	Meaning
GTCLTWUB	BPECBGET, the system service used to acquire the thread work unit (TWU) for the RMTIMSCON open/close controller.	4	An incorrect CBTE address is passed to the CB get routine. This is an internal system error.
		8	Storage is unavailable to satisfy the request.
GTRCTWUB	BPECBGET, the system service used to acquire the thread work unit (TWU) for the RMTICICS open/close controller.	4	An incorrect CBTE address is passed to the CB get routine. This is an internal system error.
		8	Storage is unavailable to satisfy the request.
HWSDOTMA	OTMA Driver load failed.	12	Module not found.
		16	BLDL failed.
		20	Load failed.
HWSOPMGR	IMSPLEX Driver load failed.	12	Module not found.
		16	BLDL failed.
		20	Load failed.
HWSDODBM	ODBM Driver load failed.	12	Module not found.
		16	BLDL failed.
		20	Load failed.
HWSDMTCP	MSC Driver load failed.	12	Module not found.
		16	BLDL failed.
		20	Load failed.
HWSDITCP	ISC Driver load failed.	12	Module not found.
		16	BLDL failed.
		20	Load failed.
SCHEDTWU	BPETHDCR, the system service used to schedule the open/close controller thread.	4	An incorrect dispatcher work area is passed to the create thread routine.
		8	An incorrect TCB index value is passed on the TCBIDX parameter.
		12	A zero routine address is passed on the ROUTINE= parameter.
		16	An incorrect TCB table entry address is passed into the thread create routine. The BPETHDCR macro determines the TCBT address based on whether the parameter TCBTYPE, TCBIDX, or TCBDWA is specified. Ensure that this parameter is correctly coded.
		20	Unable to get storage for a thread control block (THCB) for the thread.
		24	Unable to get stack storage for the thread.
		28	The initial post of the thread fails.

Table 93. Service and return code explanation for HWSX0907E (continued)

Service code	Short explanation	Return code	Meaning
SCHRITWU	BPETHDCR, the system service used to schedule the RMTIMSCON open/close controller thread.	4	An incorrect dispatcher work area is passed to the create thread routine.
		8	An incorrect TCB index value is passed on the TCBIDX parameter.
		12	A zero routine address is passed on the ROUTINE= parameter.
		16	An incorrect TCB table entry address is passed into the thread create routine. The BPETHDCR macro determines the TCBT address based on whether the parameter TCBTYPE, TCBIDX, or TCBDWA is specified. Ensure that this parameter is correctly coded.
		20	Unable to get storage for a thread control block (THCB) for the thread.
		24	Unable to get stack storage for the thread.
SCHRCTWU	BPETHDCR, the system service used to schedule the RMTICIS open/close controller thread.	28	The initial post of the thread failed.
		4	An incorrect dispatcher work area is passed to the create thread routine.
		8	An incorrect TCB index value is passed on the TCBIDX parameter.
		12	A zero routine address is passed on the ROUTINE= parameter.
		16	An incorrect TCB table entry address is passed into the thread create routine. The BPETHDCR macro determines the TCBT address based on whether the parameter TCBTYPE, TCBIDX, or TCBDWA is specified. Ensure that this parameter is correctly coded.
		20	Unable to get storage for a thread control block (THCB) for the thread.
		24	Unable to get stack storage for the thread.
		28	The initial post of the thread failed.

**System action:** This message is issued and IMS Connect terminates.

**System programmer response:** Ensure that the region size in the JCL statement is large enough to accommodate the IMS Connect region. If the error recurs, search the problem-reporting databases to find a correction for the problem. If none exists, contact the IBM Support Center. Provide the JCL, SYSLOG, and dump if available.

**Module:** XHD3 - HWSXHD30, XSH3 - HWSXSH30

**Related reference:**

 BPE codes (Messages and Codes)

**HWSX0909E ERROR IN PROCESSING CONFIG MEMBER** *name*; **M=***mc*  
*variable text*

**Explanation:** During the processing of the CONFIG member specifications, an error is detected, such as incorrect specification or allocation of storage for the execution control structure.

In the message text:

**name** Identifies the name of the CONFIG member.

**rc** Identifies the return code.

**sc** Identifies the service code. Service codes can contain either codes that more specifically identify the error, or codes returned by called services that failed the request.

## HWSX0909E

- mc** Identifies the module issuing the message.
- pt** Identifies either the PORTID or the SSLPORT parameter.

Table 1 describes the service and return codes for HWSX0909E and is organized by return codes. Table 2 describes the service codes from Table 1 that have variable return codes.

*Table 94. Service and return code explanations for HWSX0909E, organized by return codes*

Return code	Service code	Variable text	Meaning
rc	BPEGETM	UNABLE TO GET STORAGE; R=rc, S=sc	BPEGETM service was unable to obtain storage. rc is the return code from BPEGETM.
rc	BPERDPDS	ERROR READING MEMBER; R=rc, S=sc	BPERDPDS service was unable to read the configuration data set. rc is the return code from BPERDPDS.
rc	BPEPARSE	ERROR PARSING MEMBER; R=rc, S=sc	rc from BPEPARSE.
rc	GETSCTB	UNABLE TO ALLOCATE SCT; R=rc, S=sc	rc from BPECBGET.
rc	GETDCTB	UNABLE TO ALLOCATE DCT; R=rc, S=sc	rc from BPECBGET.
32	DUPPORT	DUPLICATE PORTID; R=rc, S=sc	The same port ID was specified in multiple PORT statements.
rc	GETXIB	UNABLE TO ALLOCATE XIB; R=rc, S=sc	rc from BPEGETM.
rc	GETXIBDS	UNABLE TO ALLOCATE XIBDS; R=rc, S=sc	rc from BPEGETM.
44	MULSSLPT	MULTIPLE SSL PORT IS NOT ALLOWED; R=rc, S=sc	Multiple SSL ports were specified. Only one SSL port is allowed.
48	DUPODBM	DUPLICATE ODACCESS DEFINITION; R=rc, S=sc	Multiple ODACCESS statements were specified.
52	DUPDSID	DUPLICATE DATASTORE ID; R=rc, S=sc	Multiple DATASTORE statements specified the same data store ID.
56	INVPTID	INVALID PORTID SPECIFIED; R=rc, S=sc	The port ID specified was not within the 1 - 65535 range.
60	NOIMSPLX	ODBMAUTOCONN=Y IS SPECIFIED WITHOUT IMSPLEX; R=rc, S=sc	IMSPLEX is required when specifying ODBMAUTOCONN=Y.
64	NOUSERID	THE USERID IS NOT SPECIFIED BUT THE APPL IS; R=rc, S=sc	On the RMTIMSCON statement, USERID is required when APPL is specified.
68	NOAPPLID	THE APPL IS NOT SPECIFIED BUT THE USERID IS; R=rc, S=sc	On the RMTIMSCON statement, APPL is required when USERID is specified.
72	DUPRMTID	DUPLICATE RMTIMSCON ID; R=rc, S=sc	The same ID was specified on multiple RMTIMSCON statements.
76	NOIPHOST	NO IP ADDRESS OR HOSTNAME IS SPECIFIED; R=rc, S=sc	On the RMTIMSCON statement, either IPADDR or HOSTNAME is required. On the RMTICICS statement, HOSTNAME is required.

Table 94. Service and return code explanations for HWSX0909E, organized by return codes (continued)

Return code	Service code	Variable text	Meaning
80	IPADHOST	BOTH IP ADDRESS AND HOSTNAME ARE SPECIFIED; R=rc, S=sc	On the RMTIMSCON statement, both IPADDR and HOSTNAME were specified; only one is allowed.
84	INVIPADD	AN INVALID IP ADDRESS IS SPECIFIED; R=rc, S=sc	An invalid value was specified for IPADDR.
88	MAXSOCKS	TOTAL RESVSOC VALUES EXCEED MAXSOC VALUE; R=rc, S=sc	The total number of reserved sockets specified in the configuration exceeds the MAXSOC value.
92	DUPMSCID	DUPLICATE MSC LCLPLKID; R=rc, S=sc	The MSC physical link name duplicates a previously defined data store name.
96	INVRMTIC	INVALID RMTIMSCON VALUE IN MSC STATEMENT; R=rc, S=sc	The RMTIMSCON name specified in the MSC statement must match the value of the ID parameter of a RMTIMSCON statement.
100	NORMTIC	NO RMTIMSCON DEFINED FOR THE MSC STATEMENT; R=rc, S=sc	The RMTIMSCON name is required in the MSC statement.
104	INVPLXID	INVALID IMSPLEX VALUE IN MSC STATEMENT; R=rc, S=sc	The IMSPLEX specified in the MSC statement is invalid because the IMSPLEX is dedicated for ODBM as specified in the ODACCESS statement.
108	NOPORTID	NO PORTID SPECIFIED IN THE RMTIMSCON STMT; R=rc, S=sc	The PORT parameter is required in the RMTIMSCON statement.
112	INVRMTID	INVALID ID IS SPECIFIED IN RMTIMSCON STMT; R=rc, S=sc	The value specified in the ID parameter of the RMTIMSCON statement is invalid.
116	INVUSRID	INVALID USERID SPECIFIED IN RMTIMSCON STMT; R=rc, S=sc	The value specified in the USERID parameter of the RMTIMSCON statement is invalid.
120	INVAPPL	INVALID APPL IS SPECIFIED IN RMTIMSCON STMT; R=rc, S=sc	The value specified in the APPL parameter of the RMTIMSCON statement is invalid.
124	DPLCLIMS	GENIMSID DUPLICATES LCLIMS IN MSC STMT; R=rc, S=sc	In the MSC statement, the generic name specified in GENIMSID matched the local IMS name specified in LCLIMS for another MSC statement.
128	DPRMTIMS	GENIMSID DUPLICATES RMTIMS IN MSC STMT; R=rc, S=sc	In the MSC statement, the generic name specified in GENIMSID matched the remote IMS name specified in RMTIMS for another MSC statement.
132	MORE2IMS	TWO OR MORE LCLIMS SPECIFIED IN MSC STMT; R=rc, S=sc	Two or more local IMS IDs are specified in the LCLIMS parameter of the MSC statement.
136	SAMELIMS	LCLIMS1 DUPLICATES LCLIMS2 IN MSC STMT; R=rc, S=sc	Two local IMS IDs specified in the LCLIMS parameter of the MSC statement are the same. They must be different IDs.
140	NOGIMSID	GENIMSID IS MISSING IN THE MSC STMT; R=rc, S=sc	The GENIMSID is required when two local IMS IDs are specified in the LCLIMS parameter of the MSC statement.
144	NOPORTID	NO PORTID SPECIFIED IN THE RMTICIS STMT; R=rc, S=sc	The PORT parameter is required in the RMTICIS statement.

Table 94. Service and return code explanations for HWSX0909E, organized by return codes (continued)

Return code	Service code	Variable text	Meaning
148	DUPCICID	DUPLICATE RMTICIS ID; R= <i>rc</i> , S= <i>sc</i>	The ID specified on the RMTICIS statement is the same as an ID specified on another RMTICIS statement.
152	DUPCIMID	DUPLICATE RMTICIS AND RMTIMSCON ID; R= <i>rc</i> , S= <i>sc</i>	The ID specified on the RMTICIS statement is the same as an ID specified on another RMTIMSCON statement.
156	DUPISCID	DUPLICATE ISC ID; R= <i>rc</i> , S= <i>sc</i>	The ISC ID duplicates a previously defined data store name.
160	NORCIMS	NO RMTIMSCON OR RMTICIS DEFINED IN ISC STMT; R= <i>rc</i> , S= <i>sc</i>	The RMTICIS parameter is required in the ISC statement.
172	INVIRMTIC	INVALID RMTICIS VALUE IN ISC STATEMENT; R= <i>rc</i> , S= <i>sc</i>	The RMTICIS name specified in the ISC statement must match the value of the ID parameter of a RMTICIS statement.
184	MAXPORTS	TOTAL NUMBER OF PORTS EXCEEDS MAXIMUM; R= <i>rc</i> , S= <i>sc</i>	The total number of ports specified by PORT parameters exceeds the maximum allowed for IMS Connect.
188	MAXRMTS	TOTAL NUMBER OF RMT CONNECTIONS EXCEEDS MAX; R= <i>rc</i> , S= <i>sc</i>	The total number of remote connections (RMTIMSCON and RMTICIS) exceeds the maximum allowed for IMS Connect.
192	ISCLTID	INVALID ID VALUE IN ISC STATEMENT; R= <i>rc</i> , S= <i>sc</i>	The name specified in the ID parameter of the ISC statement is invalid.
196	ISCRTID	INVALID TERMINAL VALUE IN ISC STATEMENT; R= <i>rc</i> , S= <i>sc</i>	The name specified in the NODE parameter of the ISC statement is invalid.
200	ISCLIID	INVALID LCLIMS VALUE IN ISC STATEMENT; R= <i>rc</i> , S= <i>sc</i>	The name specified in the LCLIMS parameter of the ISC statement is invalid.
208	ISCTMEM	INVALID TMEMBER VALUE IN ISC STATEMENT; R= <i>rc</i> , S= <i>sc</i>	The name specified in the TMEMBER parameter of the ISC statement is invalid.
212	ISCMEM	INVALID MEMBER VALUE IN ISC STATEMENT; R= <i>rc</i> , S= <i>sc</i>	The name specified in the MEMBER parameter of the ISC statement is invalid.
216	INVCICID	INVALID ID IS SPECIFIED IN RMTICIS STMT; R= <i>rc</i> , S= <i>sc</i>	The name specified in the ID parameter of the RMTICIS statement is invalid.
228	ISCCAREQ	CICSAPPL REQ'D WITH RMTICIS IN ISC STMT; R= <i>rc</i> , S= <i>sc</i>	The CICSAPPL parameter is required on the ISC statement.
236	ISCCAERR	INVALID CICSAPPL VALUE IN ISC STATEMENT; R= <i>rc</i> , S= <i>sc</i>	The name specified in the CICSAPPL parameter of the ISC statement is invalid.
240	ISCCPREQ	CICSPORT REQ'D WITH RMTICIS IN ISC STMT; R= <i>rc</i> , S= <i>sc</i>	The CICSPORT parameter is required on the ISC statement.
248	ISCCPERR	INVALID CICSPORT VALUE IN ISC STATEMENT; R= <i>rc</i> , S= <i>sc</i>	The value specified in the CICSPORT parameter of the ISC statement is invalid.
252	ISCNLDUP	DUPLICATE NODE/LCLIMS IN ISC STATEMENT; R= <i>rc</i> , S= <i>sc</i>	The names specified in the NODE and LCLIMS parameters of the ISC statement must be unique; the same pair of names cannot be specified in any other ISC statement.
256	ISCIILC	INVALID LCLIMS/CICSPORT IN ISC STATEMENT; R= <i>rc</i> , S= <i>sc</i>	Multiple ISC statements have specified the same CICSPORT value, but different LCLIMS values.
264	ISCCNERR	INVALID CICSNETID VALUE IN ISC STATEMENT; R= <i>rc</i> , S= <i>sc</i>	The name specified in the CICSNETID parameter of the ISC statement is invalid.



Table 94. Service and return code explanations for HWSX0909E, organized by return codes (continued)

Return code	Service code	Variable text	Meaning
268	ISCAPDUP	DUPLICATE CICSAPPL/ CICSPORT IN ISC STMT; R= <i>rc</i> , S= <i>sc</i>	The combination of names specified in the CICSAPPL and CICSPORT parameters of the ISC statement are duplicated in another ISC statement; the combination must be unique.
288	DUPGIMS	DUPLICATE GENIMSID MSC STATEMENT; R= <i>rc</i> , S= <i>sc</i>	Multiple MSC statements have specified the same GENIMSID, LCLIMS, and RMTIMS values.
292	SOCLTPRT	MAXSOC IS TOO LOW FOR NUMBER OF PORTS; R= <i>rc</i> , S= <i>sc</i>	The MAXSOC value specified in the TCPIP statement must be greater than the total number of ports defined.

Table 95. Service and return code explanations for HWSX0909E, organized by service codes

Service code	Short explanation	Return code	Meaning
BPEPARSE	The system service used to parse the parameters.	4	The parser definition grammar passed on PADER is not a correct BPEPADEF grammar.
		8	The control block storage passed on CBSTG is not large enough to contain the control blocks that needed to be built to contain the parsed input data.
		12	The CBSTG address passed to the parsing service is 0.
		16	The input data address passed to the parsing service is 0.
		20	An internal error occurs in the parsing service.
		64	An invalid keyword is detected in the input data.
		68	An unknown positional parameter is encountered in the input.
		72	A keyword parameter is specified with an equal sign followed by a sublist of values (KEYWORD= xxx,yyy[,...]). A sublist must be specified in parentheses. An equal sign is optional when used with a sublist but required if a keyword has only a single value.
		76	The input ended before all a sublist or keyword has been parsed.
		80	A keyword is encountered (KEYWORD(...) or KEYWORD=...) when a value is expected.
		84	An input number being parsed is out of the range allowed for its output field length.
		88	A parameter value defined as decimal contains nondecimal digits.
		92	A parameter value defined as hex contains no hexadecimal digits.
		96	A parameter value defined as a key value parameter has an unknown key value.
		100	A keyword parameter appears multiple times and is not defined as being repeatable.
104	A parameter defined with REQUIRED= YES on BPEPADEF is not found in the input data (omitted).		
252	The parameter list version generated by BPEPARSE is not supported by the parse service module - macro/module level mismatch.		

## HWSX0910E

Table 95. Service and return code explanations for HWSX0909E, organized by service codes (continued)

Service code	Short explanation	Return code	Meaning
GETSCTB	BPECBGET, the system service used to acquire the server communication table (SCT).	4	An incorrect CBTE address is passed to the CB get routine. This problem is an internal system error.
		8	Storage is unavailable to satisfy the request.
GETDCTB	BPECBGET, the system service used to acquire the data store communication table (DCT).	4	An incorrect CBTE address is passed to the CB get routine. This problem is an internal system error.
		8	Storage is unavailable to satisfy the request.
GETXIB		36	There is not enough storage available to satisfy the request.
GETXIBDS		40	There is not enough storage available to satisfy the request.

**System action:** This message is issued and IMS Connect terminates.

**System programmer response:** Ensure that the parameters in the CONFIG member are specified correctly. If it is a storage problem, ensure that the region size in the JCL statement is large enough to accommodate the IMS Connect region. If the error recurs, search the problem-reporting databases to find a correction for the problem. If none exists, contact IBM Software Support. Provide the JCL, SYSLOG, and a memory dump if available.

**Module:** XCFG - HWSXCFG0

**Explanation:** Storage cannot be allocated for the command controller control structure, or the command controller thread cannot be scheduled. This server services all requests directed to the IMS Connect environment that are not directed to a specific component.

In the message text:

- *rc* identifies the return code.
- *sc* identifies the service code. Service codes can contain either codes that more specifically identify the error, or codes returned by called services that failed the request.
- *mc* identifies the module issuing the message.

**HWSX0910E UNABLE TO START COMMAND CONTROLLER; R=*rc*, S=*sc*, M=*mc***

See the following table for an explanation of service and return codes.

Table 96. Service and return code explanation for HWSX0910E

Service code	Short explanation	Return code (dec)	Meaning
GETTWUB	BPECBGET, the system service used to acquire the thread work unit (TWU).	4	An incorrect CBTE address is passed to the CB get routine. This is an internal system error.
		8	Storage is unavailable to satisfy the request.
SCHEDTWU	BPETHDCR, the system service used to schedule the thread.	4	An incorrect dispatcher work area is passed to the create thread routine.
		8	An incorrect TCB index value is passed on the TCBIDX parameter.
		12	A zero routine address is passed on the ROUTINE= parameter.

Table 96. Service and return code explanation for HWSX0910E (continued)

Service code	Short explanation	Return code (dec)	Meaning
		16	An incorrect TCB table entry address is passed into the thread create routine. The BPETHDCR macro determines the TCBT address based on whether the parameter TCBTYPE, TCBIDX, or TCBDWA is specified. Ensure that this parameter is correctly coded.
		20	Unable to get storage for a thread control block (THCB) for the thread.
		24	Unable to get stack storage for the thread.
		28	The initial post of the thread fails.

**System action:** This message is issued and IMS Connect terminates.

**System programmer response:** Ensure that the region size in the JCL statement is large enough to accommodate the IMS Connect region. If the error recurs, search the problem-reporting databases to find a correction for the problem. If none exists, contact the IBM Software Support. Provide the JCL, SYSLOG, and dump if available.

**Module:** XCM3 - HWSXCM30

**HWSX0911E UNABLE TO START COMMAND VERB CONTROLLER; R=rc, S=sc, M=mc**

**Explanation:** Storage cannot be allocated for the

command controller control structure, or the command controller thread cannot be scheduled. This server services all requests directed to the IMS Connect environment that are not directed to a specific component.

In the message text:

- *rc* identifies the return code.
- *sc* identifies the service code. Service codes can contain either codes that more specifically identify the error, or codes returned by called services that failed the request.
- *mc* identifies the module issuing the message.

See the following table for an explanation of service and return codes.

Table 97. Service and return code explanation for HWSX0911E

Service code	Short explanation	Return code	Meaning
GETTWUB	BPECBGET, the system service used to acquire the thread work unit (TWU).	4	An incorrect CBTE address is passed to the CB get routine. This is an internal system error.
		8	Storage is unavailable to satisfy the request.
SCHEDTWU	BPETHDCR, the system service used to schedule the thread.	4	An incorrect dispatcher work area is passed to the create thread routine.
		8	An incorrect TCB index value is passed on the TCBIDX parameter.
		12	A zero routine address is passed on the ROUTINE= parameter.
		16	An incorrect TCB table entry address is passed into the thread create routine. The BPETHDCR macro determines the TCBT address based on whether the parameter TCBTYPE, TCBIDX, or TCBDWA is specified. Ensure that this parameter is correctly coded.

Table 97. Service and return code explanation for HWSX0911E (continued)

Service code	Short explanation	Return code	Meaning
		20	Unable to get storage for a thread control block (THCB) for the thread.
		24	Unable to get stack storage for the thread.
		28	The initial post of the thread fails.

**System action:** This message is issued and IMS Connect terminates.

**System programmer response:** Ensure that the region size in the JCL statement is large enough to accommodate the IMS Connect region. If the error recurs, search the problem-reporting databases to find a correction for the problem. If none exists, contact the IBM Software Support. Provide the JCL, SYSLOG, and dump if available.

**Module:** XCM3 - HWSXCM30

**HWSX0912E HWS STARTED IN KEY $key$  - KEY 7 IS REQUIRED**

**Explanation:** IMS Connect was executed in supervisor state but not in key 7.

In the message text:

- $ky$  identifies the key.

This problem can occur when a problem exists in the program property table (PPT) member.

**System action:** IMS Connect terminates.

**Operator response:**

| Authorize to the APF the resident library (IMS.RESLIB)  
| in which the IMS Connect modules reside. Update the  
| SCHEDxx member in the PPT.

```
| PPT PGMNAME(HWSHWS00) /*
| PROGRAM NAME = HWSHWS00 */
| CANCEL /*
| PROGRAM CAN BE CANCELED */
| KEY(7) /*
| PROTECT KEY ASSIGNED IS 7 */
```

**Module:** HWS - HWSHWS00

**HWSX0912W HWSUINIT RETURNS WARNING CODE; R= $rc$ , S= $sc$ , M= $mc$**

**Explanation:** The user initialization exit HWSUINIT issued a warning return code. The meaning of that return code is defined by the user initialization exit itself. IMS Connect is not affected by this warning code and continues its initialization processing.

In the message text:

- $rc$  identifies the return code that HWSUINIT sets.

- $sc$  identifies the service code. Service codes can contain either codes that more specifically identify the error, or codes returned by called services that failed the request.
- $mc$  identifies the module issuing the message.

See the following table for an explanation of the service and return code.

Table 98. Service and return code explanation for HWSX0912W

Service code	Short explanation	Return code	Meaning
UINITEFAIL	HWSUINIT returns with a warning code. The warning code is defined by the exit.	1-7	The meaning of the HWSUINIT-returned warning code is defined by the user initialization exit itself. IMS Connect is not affected by this warning, and continues its initialization processing.

**System action:** This message is issued and IMS Connect continues its initialization processing.

**System programmer response:** Because your installation defines the warning code, you must determine the corrective action to take, and whether to restart IMS Connect.

**Module:** XITF - HWSXITF0

**HWSX0913E HWSUINIT RETURN CODE  $\geq$ 8, IMS CONNECT SHUTDOWN; R= $rc$ , S= $sc$ , M= $mc$**

**Explanation:** The user initialization exit HWSUINIT issued a return code of 8 or higher. IMS Connect

terminates the initialization processing and shuts down the address space.

In the message text:

- *rc* identifies the return code that HWSUINIT sets.
- *sc* identifies the service code. Service codes can contain either codes that more specifically identify the error, or codes returned by called services that failed the request.
- *mc* identifies the module issuing the message.

See the following table for an explanation of the service and return code.

Table 99. Service and return code explanation for HWSX0913E

Service code	Short explanation	Return code	Meaning
UINTFAIL	HWSUINIT returns with an error code of eight or higher to force IMS Connect to terminate.	8 or higher	An error return code of 8 or higher notifies IMS Connect that HWSUINIT, the user initialization exit routine, has encountered an error. IMS Connect initialization stops and IMS Connect terminates.

**System action:** This message is issued and IMS Connect terminates.

**System programmer response:** Because your installation defines the error code, you must determine the corrective action to take, and whether to restart IMS Connect.

**Module:** XITF - HWSXITF0

---

**HWSX0914E LOADING THE HWSUINIT EXIT FAILED; IMS CONNECT HAS SHUT DOWN; R=*rc*, S=*sc*, M=*mc***

**Explanation:** HWSXITF0 failed to load the HWSUINIT exit. IMS Connect terminates initialization processing and shuts down the address space.

In the message text:

- rc* The return code from the attempt to load HWSUINIT.
- sc* Service code. Service codes can contain either codes that more specifically identify the error, or codes returned by called services that failed the request.
- mc* The module issuing the message.

The following table contains the service and return codes and the meaning of each:

Table 100. Service and return code explanation for HWSX0914E

Service code	Short explanation	Return code	Meaning
UINITLDF	HWSUINIT load failed	<i>rc</i>	HWSXITF0 failed to load HWSUINIT. HWSUINIT does not exist in the load library. IMS Connect initialization stops and IMS Connect terminates.

**System action:** IMS Connect terminates.

**System programmer response:** Because HWSUINIT is required, you must install the exit into your IMS load library (ADFSLOAD) before restarting IMS Connect.

**Module:** XITF - HWSXITF0

---

**HWSX0915W OBSOLETE SSL PARAMETER IS IGNORED; PARM=*parameter*, M=*mc***

**Explanation:** IMS Connect does not support SSL function. The *parameter* stated in the message is no longer used. IMS Connect ignores the parameter and continues the startup processing.

To set up Secure Socket Layer (SSL) on TCP/IP connections to IMS Connect, use IBM z/OS Communications Server Application Transparent Transport Layer Security (AT-TLS).

The variables in the message text have the following definitions:

- *parameter* identifies the parameter that caused this message.
- *mc* identifies the module that issued this message.

**System action:** IMS Connect ignores the parameter and continues processing.

**Output destination:** The system console.

**System programmer response:** Remove the following SSL-related parameters and statements that may cause this warning message in the IMS Connect configuration member of the IMS PROCLIB data set:

- The **SLENVAR** parameter
- The **SSLPORT** parameter
- The **RUNOPTS** statement

**Module:** XCFG – HWSXCFG0

**Related concepts:**

- [SSL and IMS Connect \(Communications and Connections\)](#)

**HWSX0916W** OBSOLETE "LOCAL" VALUE IN PORT DEFINITION IS IGNORED;  
**M=mc**

**Explanation:** IMS Connect does not support Local Option connections for IMS 15 and later versions. The LOCAL value that the PORT and PORTID parameters specify is obsolete.

In the message text:

*mc*

The module that issues the message.

**System action:** IMS Connect ignores the LOCAL parameter value and continues running normally.

**System programmer response:** Remove the LOCAL value for the PORT or PORTID parameter in the IMS Connect configuration member of the IMS PROCLIB data set.

**Module:** XCFG – HWSXCFG0

**HWX0920W** VALUE OF PARAMETER *parm* IN STATEMENT *statement=id* CHANGED TO *newvalue* FROM *oldvalue* BECAUSE *reason*; **M=mc**

**Explanation:** During the processing of the IMS Connect configuration member, a parameter value was detected to be invalid or unsupported by the current IMS Connect configuration. IMS Connect changed the value of the parameter to the *newvalue* shown in the message text. The new parameter value remains in effect until the next restart of IMS Connect. The reason for the change is stated in the message.

In the message text:

*parm* Identifies the parameter that was changed.

*statement* Identifies the type of statement in which the parameter is specified.

*id* Identifies the ID of the statement in which the parameter is specified.

*newvalue* Identifies the runtime value of the parameter.

*oldvalue* Identifies the value of the parameter as specified in the IMS Connect configuration member in the IMS.PROCLIB data set.

*reason* Identifies the reason for the change.

*mc* Identifies the module issuing the message.

Table 101. Reasons for resetting the value of a configuration parameter

Parameter	Reason	Explanation
AUTOCONN	THE RMTIMSCON IS USED BY MSC	MSC TCP/IP links do not support AUTOCONN=Y. If an MSC statement references a RMTIMSCON statement in which AUTOCONN=Y, or if the AUTOCONN parameter is omitted altogether, IMS Connect changes the specification during startup to AUTOCONN=N.
	PERSISTENT=N WAS SPECIFIED	If AUTOCONN=Y and PERSISTENT=N are specified, IMS Connect changes the AUTOCONN value to N.
PERSISTENT	THE RMTIMSCON IS USED BY MSC	MSC TCP/IP links do not support PERSISTENT=N. If an MSC statement references a RMTIMSCON statement in which PERSISTENT=N, or if the PERSISTENT parameter is omitted altogether, IMS Connect changes the specification during startup to PERSISTENT=Y.

Table 101. Reasons for resetting the value of a configuration parameter (continued)


Parameter	Reason	Explanation
IDLETO	THE RMTIMSCON IS USED BY MSC	MSC TCP/IP links require a specification of IDLETO=0. If an MSC statement references a RMTIMSCON statement in which the value of the IDLETO parameter is anything other than 0, IMS Connect changes the specification during startup to IDLETO=0.

**System action:** IMS Connect changes the parameter value to the new value. This message is issued and IMS Connect continues to run normally.

**System programmer response:** No action is necessary; however, to prevent this message from being issued in the future, change the value of the parameter in the IMS Connect configuration PROCLIB member to the value supported by MSC TCP/IP links.

**Module:** XCFG - HWSXCFG0

**Related reference:**

 HWSCFGxx member of the IMS PROCLIB data set (System Definition)

---

**HWSX0930I HWSTECL0 NOT INITIALIZED, R15=nn, R0=mm, M=xxx**

**Explanation:** IMS Connect loads the module, HWSTECL0, and calls it for event recording initialization. HWSTECL0 returns with a return and reason code indicating initialization is unsuccessful.

In the message text:

- *nn* identifies the return code that HWSTECL0 set.
- *mm* identifies the reason code associated with any nonzero return codes passed.
- *xxx* identifies the module that issued the message

For an explanation of the service and return codes, see the following table.

Table 102. Service and return code explanation for HWSX0930I

Service code	Register number	Return code	Meaning
HWSTECL0	R0		Reason code associated with any nonzero return codes passed.
		0	Initialization was successful. Check the EICB to see if trace or event recording is active.
		8	Initialization was not successful. See reason code for additional information.

**System action:** This message is issued and IMS Connect continues to run.

**System programmer response:** Check with the provider for HWSTECL0 for possible causes of nonzero return code and corresponding reason codes.

**Module:** HWSINIT0

---

**HWSX0931I HWSTECL0 INIT SUCCESSFUL, R15=nn, R0=mm, M=xxx**

**Explanation:** IMS Connect loads the module, HWSTECL0, and calls it for event recording initialization. HWSTECL0 returns with a return and reason code indicating initialization is successful.

See HWSX0930I for an explanation of the service and return codes.

In the message text:

- *nn* identifies the return code that HWSTECL0 set.
- *mm* identifies the reason code associated with any nonzero return codes passed.
- *xxx* identifies the module issuing the message

**System action:** This message is issued and IMS Connect continues to run.

**System programmer response:** No action is required.

**Module:** HWSINIT0

**Related information:**

“HWSX0930I”

## HWSX0940A

---

### HWSX0940A IMS CONNECT IS WAITING FOR

*comp*; **M**=*mc*

**Explanation:** IMS Connect is waiting for the component identified in the message text to become active.

In the message text:

*comp*     The component that IMS Connect is waiting for.

*mc*        The module issuing the message.

**System action:** IMS Connect continues attempting to communicate with the component address space.

If the component is SCI, then IMS Connect cannot route either database connection requests to IMS DB systems nor IMS command requests to the CSL Operations Manager (OM).

IMS Connect functions not related to the component continue to run.

**System programmer response:** Start the component that is identified in the message text.

**Module:** OMXO - HWSOMXOT



---

## Chapter 12. MDA messages (dynamic allocation)

Dynamic allocation (IMSDALOC) messages have the prefix MDA.

Dynamic allocation messages are issued by the DFSMDA macro. You use the DFSMDA macro to create a parameter list in SDFSRESL for the databases that are to be dynamically allocated.

Because the parameter list creation involves the use of assembly language macro instructions, invalid keyword parameters can also result in error messages from the assembler program.

In addition to the system action for each message, the following system action is also taken unless explicitly excepted:

**System action (general):**

The remaining DFSMDA macro statements are checked for validity and the parameter list is not created if the system encounters an error.

---

**MDA001**    **TYPE=*operand* INVALID**

**Explanation:** The operand identified by *operand* in the message text is not valid for the type.

**System action:** The other statements are checked for validity.

**Programmer response:** Correct the errors, and rerun the job.

---

**MDA005**    **MONITOR CANNOT BE SPECIFIED MORE THAN ONCE**

**Explanation:** You cannot specify the monitor more than once.

**System action:** The other statements are checked for validity.

**Programmer response:** Correct the errors, and rerun the job.

---

**MDA010**    **TYPE=FINAL CANNOT BE SPECIFIED MORE THAN ONCE**

**Explanation:** You can specify TYPE=FINAL only once.

**System action:** The other statements are checked for validity.

**Programmer response:** Correct the errors, and rerun the job.

---

**MDA012**    **TYPE=*operand* CANNOT BE SPECIFIED BEFORE TYPE=INITIAL**

**Explanation:** You specified the TYPE=*operand* indicated in the message text before specifying TYPE=INITIAL.

**System action:** The other statements are checked for validity.

**Programmer response:** Correct the errors, and rerun the job.

---

**MDA013**    **TYPE=INITIAL MUST BE SPECIFIED FIRST**

**Explanation:** You must specify TYPE=INITIAL first.

**System action:** The other statements are checked for validity.

**Programmer response:** Correct the errors, and rerun the job.

---

**MDA014**    **NO PARAMETERS SPECIFIED PRIOR TO TYPE=FINAL**

**Explanation:** You must specify some parameters before TYPE=FINAL.

**System action:** The other statements are checked for validity.

**Programmer response:** Correct the errors, and rerun the job.

---

**MDA015**    **NO PARAMETERS ACCEPTED AFTER TYPE=FINAL**

**Explanation:** You cannot specify any parameters after TYPE=FINAL.

**System action:** The other parameters are checked for validity.

**Programmer response:** Correct the errors, and rerun the job.

---

**MDA017 DBNAME REQUIRED**

**Explanation:** You must specify the database name for TYPE=DATABASE

**System action:** The other parameters are checked for validity.

**Programmer response:** Correct the errors, and rerun the job.

---

**MDA018 DBNAME CANNOT EXCEED 8 CHARACTERS**

**Explanation:** Database names must be 8 characters or less.

**System action:** The other parameters are checked for validity.

**Programmer response:** Correct the errors, and rerun the job.

---

**MDA019 DDNAME REQUIRED FOR TYPE=DATASET**

**Explanation:** You must specify the ddname for TYPE=DATASET.

**System action:** The other parameters are checked for validity.

**Programmer response:** Correct the errors, and rerun the job.

---

**MDA020 DSNNAME REQUIRED FOR TYPE=DATASET**

**Explanation:** The data set name (DSNAME) is required for TYPE=DATASET.

**System action:** The other parameters are checked for validity.

**Programmer response:** Correct the errors, and rerun the job.

---

**MDA021 DISP=OLD DEFAULTED**

**Explanation:** This message is a warning.

**System action:** DISP= defaults to OLD.

**Programmer response:** No action is required.

---

**MDA022 DISP=*operand* IS INVALID**

**Explanation:** The operand identified by *operand* in the message text is not valid for the DISP keyword.

**System action:** The other statements are checked for validity

**Programmer response:** Correct the error and resubmit the job.

---

**MDA023 INDEX PARAMETER IGNORED**

**Explanation:** The index is no longer supported.

**System action:** The parameter is ignored.

**Programmer response:** No action is required.

---

**MDA025 DDNAME CANNOT EXCEED 8 CHARACTERS**

**Explanation:** The ddname must be 8 characters or less.

**System action:** The other parameters are checked for validity.

**Programmer response:** Correct the errors, and rerun the job.

---

**MDA026 DSNNAME CANNOT EXCEED 44 CHARACTERS**

**Explanation:** The DSNNAME must be 44 characters or less.

**System action:** The other parameters are checked for validity.

**Programmer response:** Correct the errors, and rerun the job.

---

**MDA027 DDNAME DEFAULTED TO IMSMON**

**Explanation:** For DC monitor, the DDNAME must be IMSMON. This is a warning message.

**System action:** The DDNAME defaults to IMSMON.

---

**MDA028 DDNAME=*operand* INVALID FOR TYPE=DCMONITOR DDNAME=IMSMON ASSUMED**

**Explanation:** You specified an invalid DDNAME.

**System action:** The DDNAME defaults to IMSMON.

**Programmer response:** Check the DDNAME and ensure that it is valid.

---

**MDA029 DBNAME MUST NOT START WITH CHARACTERS DFS**

**Explanation:** A database name that begins with DFS was found.

**System action:** The other parameters are checked for validity.

**Programmer response:** Correct the errors, and rerun the job.

---

**MDA030    MAXIMUM NUMBER OF DATA  
BASES EXCEEDED. LIMIT IS 250**

**Explanation:** More than 250 database names were specified.

**System action:** The other parameters are checked for validity.

**Programmer response:** Divide the job in two or more jobs, and rerun these jobs.

---

**MDA031    UNIT DEFAULTED TO TAPE**

**Explanation:** This warning message indicated that the UNIT was not correct.

**System action:** UNIT defaults to tape.

**Programmer response:** No action is required.

---

**MDA032    UNITNAME MUST NOT EXCEED 8  
CHARACTERS**

**Explanation:** A unit name with more than 8 characters was found. Unit names must be 8 characters or less.

**System action:** The other parameters are checked for validity.

**Programmer response:** Correct the errors, and rerun the job.

---

**MDA033    NO DATA SET SPECIFIED FOR  
PREVIOUS DATA BASE**

**Explanation:** The data set name for the database was missing.

**System action:** The other parameters are checked for validity.

**Programmer response:** Correct the errors, and rerun the job.

---

**MDA034    NO DATABASE SPECIFIED FOR THIS  
DATA SET**

**Explanation:** The database for the data set was missing.

**System action:** The other parameters are checked for validity.

**Programmer response:** Correct the errors, and rerun the job.

---

**MDA035    UNITNAME IS IGNORED FOR DATA  
BASE**

**Explanation:** This is a warning message.

**System action:** The parameter is ignored.

**Programmer response:** No action is required.

---

**MDA036    DBNAME IGNORED FOR FP DATA  
BASE**

**Explanation:** This is a warning message.

**System action:** The parameter is ignored.

**Programmer response:** No action is required.

---

**MDA037    NO SPECIAL CHARACTERS  
ALLOWED**

**Explanation:** Special characters were found where they are not allowed.

**Programmer response:** Correct the errors, and rerun the job.

---

**MDA038    NO DATA SET SPECIFIED FOR  
PREVIOUS DB**

**Explanation:** You did not specify a data set for the database.

**System action:** The other parameters are checked for validity.

**Programmer response:** Correct the errors, and rerun the job.

---

**MDA039    NO DATA SET SPECIFIED FOR  
PREVIOUS DB.**

**Explanation:** You did not specify a data set for the database.

**System action:** The other parameters are checked for validity.

---

**MDA040    BUFNO DEFAULTED TO 5**

**Explanation:** For the DFSMDA macro, BUFNO= describes the number of buffers wanted for the Monitor data set. If this value is not specified, the default is 5.

**System action:** The other parameters are checked for validity.

---

**MDA041    BLKSIZE DEFAULTED TO 27992 FOR  
DCMONITOR**

**Explanation:** For the DFSMDA macro, the block size was set to the default because it was not specified. Tape defaults to 32,768, and DASD defaults to 27,992.

**System action:** The other parameters are checked for validity.

---

**MDA042    LABEL PARAMETER IGNORED FOR  
IMS MONITOR/XTRC**

**Explanation:** The LABEL parameter is not needed and is ignored.

## MDA043 • MDA046E

**System action:** The other parameters are checked for validity.

---

### MDA043    TCBNUM PARAMETER REQUIRED           FOR FUNC=*func*

**Explanation:** Some of the functions requested from DFSMDA require a TCBNUM parameter. In the message text, *func* identifies the function specified in the FUNC parameter.

---

### MDA044    TFPAOCE PARAMETER REQUIRED           FOR FUNC=*func*

**Explanation:** Some of the functions requested from DFSMDA require a TFPAOCE parameter. In the message text, *func* identifies the function specified in the FUNC parameter.

---

### MDA045E    YOU DID NOT SPECIFY A DATA SET           FOR IMSACB(A or B)

**Explanation:** When creating a DFSMDA member for the IMSACBA or IMSACBB dynamic allocation member, there were no DATASET statements specified.

**System action:** The DFSMDA compile fails with an MNOTE 8.

**User response:** When creating DFSMDA members for the IMSACBA or IMSACBB DD statements, the TYPE=DATASET statements were omitted. You must have one TYPE=DATASET statement for each data set to be allocated.

---

### MDA046E    YOU CANNOT SPECIFY OTHER           MEMBERS WITH THE IMSACBA OR           IMSACBB MEMBER

**Explanation:** When processing DFSMDA statements for the IMSACBA or IMSACBB dynamic allocation member, DFSMDA statements for creating MDA members for other IMS data sets were found.

**System action:** The DFSMDA compile fails with an MNOTE 8.

**User response:** When creating DFSMDA members for the IMSACBA or IMSACBB data sets, remove any DFSMDA statement that creates MDA members for any other IMS data set.

---

## Chapter 13. PSBGEN messages (PCB, PGEN, SEG, SFLD)

Program specification block generation (PSBGEN) messages begin with the prefixes PCB, PGEN, SEG, and SFLD.

Because PSB generation is composed of operating system assembler language macro instructions, the omission of or an invalid sequence in IMS PSB statements or invalid keyword parameters also result in error statements from the operating system assembler program.

In addition to the system action specified in this topic for each of these messages, the following action is also taken (except where explicitly noted otherwise): the remaining PSBGEN statements are checked for validity, and the PSB generation is terminated before macro expansion.

---

### PCB messages for PSBGEN

This topic contains the following messages:

---

<b>PCB100</b>	<b>PCB SPECIFICATION LIMIT EXCEEDED</b>
---------------	---

**Explanation:** You have exceeded the limit of 2500 PCB statements.

**System action:** This PCB statement is used, and the prior PCB values are overlaid.

**Programmer response:** Reduce the number of PCB statements to be less, and rerun PSBGEN.

---

<b>PCB110</b>	<b>TYPE OPERAND IS OMITTED OR INVALID</b>
---------------	---

**Explanation:** The TYPE operand in a PCB macro was omitted or had a value other than "TP" or "DB".

**System action:** No default is taken.

**Programmer response:** Correct the TYPE operand, and rerun PSBGEN.

---

<b>PCB120</b>	<b>LTERM, DBDNAME, OR NAME OPERAND IS INVALID</b>
---------------	---

**Explanation:** One of the values entered for the LTERM, DBDNAME, or NAME operand on a PCB macro statement exceeds 8 characters.

**System action:** The name is used for checking validity of following operands.

**Programmer response:** Correct the error, and rerun PSBGEN.

---

<b>PCB130</b>	<b>NAME, LTERM, AND DBDNAME OPERANDS ARE MUTUALLY EXCLUSIVE, ONLY ONE MAY BE ENTERED</b>
---------------	--

**Explanation:** NAME, LTERM, and DBDNAME all have the same logical meaning for any one PCB statement.

**System action:** In a TP PCB, LTERM is the default. In a DB PCB, the DBDNAME is used.

**Programmer response:** Correct the error, and rerun PSBGEN.

---

<b>PCB140</b>	<b>LTERM OR NAME OPERAND IS OMITTED</b>
---------------	---

**Explanation:** The destination name has been omitted for a PCB with TYPE=TP.

**System action:** No default is given.

**Programmer response:** Define an LTERM or NAME operand, and rerun PSBGEN.

---

<b>PCB150</b>	<b>INVALID OPERANDS ARE SPECIFIED FOR A TP OR GSAM PCB</b>
---------------	--

**Explanation:** One or more of the following values were entered for a PCB with TYPE=TP: PROCOPT=, KEYLEN=, FB=, POS=, DBDNAME=.

One or more of the following values were entered for a PCB with TYPE=GSAM: LTERM=, POS=, EXPRESS=, MODIFY=, PROCSEQ=, FB=.

**System action:** Nothing else is processed on that PCB statement.

**Programmer response:** Correct the errors, and rerun PSBGEN.

---

**PCB160 TP PCBs MUST BE SPECIFIED BEFORE DB OR GSAM PCBs**

**Explanation:** All PCB macros with TYPE=TP must precede PCB macros with TYPE=DB in the PSBGEN assembly.

**System action:** Nothing else is processed on that PCB statement.

**Programmer response:** Correct the errors, and rerun PSBGEN.

---

**PCB170 DBDNAME OR NAME OPERAND IS OMITTED**

**Explanation:** The database name has not been specified for a PCB with TYPE=DB.

**System action:** The rest of the PCB parameters are scanned for validity.

**Programmer response:** Correct the error, and rerun PSBGEN.

---

**PCB180 PROCOPT OPERAND IS INVALID**

**Explanation:** The value specified in the PROCOPT operand in a PCB macro TYPE=DB is invalid.

**System action:** No default is taken.

**Programmer response:** Correct the PROCOPT operand, and rerun PSBGEN.

---

**PCB190 KEYLEN OPERAND IS OMITTED OR INVALID**

**Explanation:** The KEYLEN operand has been omitted, is not a numeric value, or is greater than 32,767.

**System action:** If the KEYLEN number exceeds 32,767, the invalid number is used for subsequent calculations.

**Programmer response:** Correct the KEYLEN operand, and rerun PSBGEN.

---

**PCB210 POS OPERAND IS INVALID**

**Explanation:** The POS operand specified on a PCB TYPE=DB macro is invalid. Acceptable values are S, SINGLE, M, and MULTIPLE.

**System action:** The operand is ignored.

**Programmer response:** Correct the POS operand, and rerun PSBGEN.

---

**PCB220 LTERM OPERAND IS INVALID FOR DB PCBs**

**Explanation:** The LTERM operand cannot be specified for a PCB with TYPE=DB.

**System action:** The operand is ignored.

**Programmer response:** Correct the error, and rerun PSBGEN.

---

**PCB230 NAME OR DBDNAME OPERAND MUST BE ALPHA**

**Explanation:** The entered database name value must begin with an alphabetic character for DB PCBs.

**System action:** The operand is ignored if invalid.

**Programmer response:** Correct the error, and rerun PSBGEN.

---

**PCB234 THE PSELOPT OPERAND MUST BE PSELOPT=MULT OR PSELOPT=SNGL**

**Explanation:** The user partition selection option specified in the PSELOPT operand is invalid.

The valid PSELOPT= values are:

- PSELOPT=MULT for multiple partitions
- PSELOPT=SNGL for a single partition

**System action:** The PSB generation attempt fails with an MNOTE of 8.


**Programmer response:**

- If user data partitioning is requested (as defined in the NAME operand on the LCHILD statement with two or more HISAM secondary index partition databases or two or more SHISAM secondary index partition databases):  
Specify PSELOPT=MULT or PSELOPT=SNGL (on the PCB statement with the PROCSEQD operand or on the XDFLD statement for the primary DEDB DBD) to specify how partitions are to be processed in the logical partition database group. If the PSELOPT operand is specified on both the PCB statement with the PROCSEQD operand and the XDFLD statement of the primary DEDB DBD, the PSELOPT operand on the PCB statement overrides the PSELOPT operand on the XDFLD statement of the primary DEDB DBD.
- If user data partitioning is not requested (as defined in the NAME operand on the LCHILD statement with one HISAM secondary index database or one SHISAM secondary index database):
  - Delete the PSELOPT operand and PSELRTN operand on the XDFLD statement.
  - If the PSELOPT operand is specified on the PCB statement with the PROCSEQD operand, delete the PSELOPT operand on the PCB statement.

- Rerun the DBDGEN and PSBGEN utilities as necessary.

**Related reference:**

 XDFLD statements (System Utilities)

 Full-function or Fast Path database PCB statement (System Utilities)

---

**PCB235 THE PSELOPT OPERAND IS VALID ONLY WHEN THE PROCSEQD OPERAND IS SPECIFIED**

**Explanation:** The user partition selection option is specified in the PSELOPT operand on the PCB statement without the PROCSEQD operand. The PSELOPT operand can only be specified on a PCB statement with the PROCSEQD operand.

**System action:** The PSB generation attempt fails with an MNOTE of 8.

**Programmer response:**

- If user data partitioning is requested (as defined in the NAME operand on the LCHILD statement with two or more HISAM secondary index partition databases, or two or more SHISAM secondary index partition databases):

Specify PSELOPT=MULT or PSELOPT=SNGL (on the PCB statement with the PROCSEQD operand or on the XDFLD statement for the primary DEDB DBD) to specify how the partitions are to be processed in the logical partition database group. If the PSELOPT operand is specified on both the PCB statement with the PROCSEQD operand and the XDFLD statement of the primary DEDB DBD, the PSELOPT operand on the PCB statement overrides the PSELOPT operand on the XDFLD statement of the primary DEDB DBD.

- If user data partitioning is not requested (as defined in the NAME operand on the LCHILD statement with one HISAM secondary index database or one SHISAM secondary index database):
  - Delete the PSELOPT and PSELRTN operands on the XDFLD statement.
  - If the PSELOPT operand is specified on the PCB statement with the PROCSEQD operand, delete the PSELOPT operand on the PCB statement.
- Rerun the DBDGEN and PSBGEN utilities as necessary.

---

**PCB236 THE ACCESS OPERAND IS ONLY VALID WHEN THE PROCSEQD OPERAND IS ALSO SPECIFIED**

**Explanation:** The ACCESS and PROCSEQD operands on a PCB statement for a data entry database (DEDB) must both be specified. You can use the following specifications for the ACCESS operand:

- Use ACCESS=DB to access the primary DEDB database using a secondary index sequence. The PROCSEQD operand identifies the secondary index database or the first user partition database in a user partition group when user partitioning is in use. ACCESS=DB is the default.
- Use ACCESS=INDEX to access one or more user partition databases in a user partition group as a separate logical database.

**System action:** The PSB generation attempt fails with an MNOTE of 8.

**Programmer response:** If the PCB statement is not used to access a DEDB database from a Fast Path secondary index, remove the ACCESS operand and rerun the PSBGEN utility.

If the PCB statement is used to access a DEDB database from a Fast Path secondary index, add PROCSEQD operand on the PCB statement and rerun the PSBGEN utility.

---

**PCB237 THE ACCESS OPERAND MUST BE ACCESS=DB OR ACCESS=INDEX**

**Explanation:** The ACCESS operand on a PCB statement contains an invalid value. The valid values are ACCESS=DB or ACCESS=INDEX. You can use the following specifications for the ACCESS operand:

- ACCESS=DB is used to access the primary data entry database (DEDB) using a secondary index sequence. ACCESS=DB is the default.
- Use ACCESS=INDEX to access one or more user partition databases in a user partition group as a separate logical database.

The ACCESS and PROCSEQD operands on a PCB statement for a DEDB database must both be specified. The PROCSEQD operand identifies the secondary index database or the first user partition database in a user partition group when user partitioning is in use.

**System action:** The PSB generation attempt fails with an MNOTE of 8.

**Programmer response:** Change the ACCESS operand to either ACCESS=DB or ACCESS=INDEX and rerun the PSBGEN utility.

---

**PCB240 MODIFY OPERAND IS INVALID**

**Explanation:** The MODIFY operand was specified on a PCB macro and either the TYPE=TP operand was not specified or the NAME or LTERM operand was also specified.

**System action:** The MODIFY operand is ignored.

**Programmer response:** Correct the MODIFY operand, and rerun PSBGEN.

---

**PCB250 EXPRESS OPERAND IS INVALID**

**Explanation:** You specified an invalid operand. The valid operands are EXPRESS=YES or EXPRESS=NO.

**System action:** No default is taken.

**Programmer response:** Correct the error, and rerun PSBGEN.

---

**PCB260 PROCSEQ OPERAND IS INVALID**

**Explanation:** The PROCSEQ operand on a PCB TYPE=DB macro statement is invalid because it contains more than 8 characters.

**System action:** The PROCSEQ operand is ignored.

**Programmer response:** Correct the PROCSEQ operand, and rerun PSBGEN.

---

**PCB270 PROCOPT SPECIFICATION IS INVALID**

**Explanation:** PROCOPT=L or PROCOPT=LS was specified along with a PROCSEQ specification.

**System action:** Both values are used in evaluating the remaining statements.

**Programmer response:** Correct the error, and rerun PSBGEN.

---

**PCB280 DB PCBs MUST BE SPECIFIED BEFORE GSAM PCBs.**

**Explanation:** GSAM PCBs must be specified after TP PCBs or DB PCBs if there are any.

**System action:** PSBGEN is terminated because of the specification error.

**Programmer response:** Correct the error, and resubmit the job.

---

**PCB300 ALTRESP OPERAND IS INVALID**

**Explanation:** You specified an invalid operand. The valid operands are ALTRESP=YES or ALTRESP=NO.

**System action:** No default is taken.

**Programmer response:** Correct the error, and rerun PSBGEN.

---

**PCB310 SAMETRM OPERAND IS INVALID**

**Explanation:** You specified an invalid operand. The valid operands are SAMETRM=YES or SAMETRM=NO.

**System action:** No default is taken.

**Programmer response:** Correct the error, and rerun PSBGEN.

---



---

**PCB350 PCBNAME/LABEL xxxxxxxx IS NOT UNIQUE. PCB NUMBER yy ALREADY USES zzzzzzzz**

**Explanation:** A PCBNAME or LABEL was used to name the PCB xxxxxxxx, but PCB number yy has been named zzzzzzzz.

**System action:** Processing terminates with return code 8.

**Programmer response:** Correct the PCB names.

**Problem determination:** 2, 3, 8 and 19

**Related information:**

Chapter 2, "IMS problem determination," on page 9

---

**PCB352 PCBNAME/LABEL xxxxxxxx IS TOO LONG. MAXIMUM LENGTH IS 8 CHARACTERS**

**Explanation:** A PCBNAME or LABEL was used to name the PCB xxxxxxxx, but the name is longer than the 8-character maximum.

**System action:** Processing terminates with RC=8.

**Programmer response:** Correct the length of the PCB name.

**Problem determination:** 2, 3, 8 and 19

**Related information:**

Chapter 2, "IMS problem determination," on page 9

---

**PCB355 PCBNAME/LABEL xxxxxxxx BEGINS WITH THE PREFIX 'DFS' WHICH IS RESERVED FOR IMS.**

**Explanation:** A PCBNAME or LABEL was used to name the PCB xxxxxxxx, but the name began with DFS, which is reserved for use by IMS.

**System action:** Processing terminates with RC=8.

**Programmer response:** Correct the PCB name.

**Problem determination:** 2, 3, 8 and 19

**Related information:**

Chapter 2, "IMS problem determination," on page 9

---

**PCB360 SB CAN ONLY BE SPECIFIED WITH TYPE=DB**

**Explanation:** TYPE=DB is not specified on the PCB macro along with the SB parameter. If the SB parameter is specified, then TYPE=DB must also be specified.

**System action:** IMS terminates the PSBGEN.

**User response:** Specify either TYPE=DB or remove the SB parameter from the PCB macro; then rerun the PSBGEN.

---



---

**PCB365      PCBNAME AND LABEL ARE  
CONFLICTING**

**Explanation:** A PCBNAME and LABEL were used, but only one can be used to name a PCB.

**System action:** Processing terminates with RC=8.

**Programmer response:** Correct the PCBNAME/LABEL.

**Problem determination:** 2, 3, 8 and 19

**Related information:**

Chapter 2, "IMS problem determination," on page 9

---

**PCB370      LIST= xxx IS INVALID -- YES/NO  
REQUIRED**

**Explanation:** LIST=xxx was specified on the PCB and is invalid. Only YES or NO is recognized.

**System action:** Processing terminates with RC=8.

**Programmer response:** Correct the LIST= parameter on the PCB.

**Problem determination:** 2, 3, 8 and 19.

**Related information:**

Chapter 2, "IMS problem determination," on page 9

---

**PCB375      LIST=NO IS INVALID FOR PCB  
WITHOUT NAME**

**Explanation:** You specified LIST=NO for the PCB, but a PCBNAME/LABEL was not used. LIST=NO requires a name for the PCB.

**System action:** Processing terminates with RC=8.

**Programmer response:** Correct the PCB definition.

**Problem determination:** 2, 3, 8 and 19

**Related information:**

Chapter 2, "IMS problem determination," on page 9

---

**PCB400      INVALID SB PARAMETER xxxxxxxx**

**Explanation:** The SB parameter value xxxxxxxx is invalid. The only valid SB parameter values are COND and NO.

**System action:** IMS terminates the PSBGEN.

**User response:** Correct the error by ensuring that the parameter value is either COND or NO; then rerun the PSBGEN.

---

**PCB410      TOO MANY SB PARAMETERS**

**Explanation:** There are more than 3 subparameters specified for the SB parameter.

**System action:** IMS terminates the PSBGEN.

**User response:** Correct the error by ensuring that no

more than 3 subparameters are specified for the SB parameter; then rerun the PSBGEN.

---

**PCB420      VIEW parameter is invalid**

**Explanation:** The VIEW parameter is invalid. The correct value is MSDB.

**System action:** The PSBGEN terminates.

**System programmer response:** Correct the VIEW parameter and rerun the PSBGEN.

---

**PCB540      DBVER OPERAND IS INVALID**

**Explanation:** The value on the DBVER operand of the PCB statement was not valid.

Valid values for the DBVER operand on a PCB statement are 0 – 2147483647.

**System action:** The PSB generation attempt fails with an MNOTE of 8.

**Programmer response:** Correct the PCB statement and rerun the PSB generation utility.

---


**PCB600      THE VALUE SPECIFIED ON THE  
EXTERNALNAME PARAMETER  
EXCEEDS 128 CHARACTERS.**

**Explanation:** The value specified on the EXTERNALNAME parameter exceeds 128 characters. External names must be 128 characters or less.

**System action:** The DBD generation attempt fails with an MNOTE of 8.

**Programmer response:** Specify an external name on the EXTERNALNAME parameter that is less than 128 characters and rerun the DBD Generation utility.

**Related reference:**

 Full-function or Fast Path database PCB statement (System Utilities)

---

**PCB601      THE VALUE OF THE  
EXTERNALNAME PARAMETER  
CONTAINS INVALID CHARACTERS.**

**Explanation:** The value specified on the EXTERNALNAME parameter contains invalid characters. An external name must be specified on the EXTERNALNAME parameter by using uppercase alphanumeric characters. The underscore character is also allowed.

**System action:** The DBD generation attempt fails with an MNOTE of 8.

**Programmer response:** Specify an external name on the EXTERNALNAME parameter that includes only uppercase alphanumeric characters and, optionally, the underscore character.

**Related reference:**

➡ Full-function or Fast Path database PCB statement (System Utilities)

---

**PCB602 THE VALUE OF EXTERNALNAME CANNOT BE A RESERVED SQL KEYWORD.**

**Explanation:** The value specified on the EXTERNALNAME parameter is a reserved SQL keyword and cannot be used as an external name for a field.

**System action:** The DBD generation attempt fails with an MNOTE of 8.

**Programmer response:** Specify an external name for this field that is not a reserved SQL keyword and rerun the DBD Generation utility.

**Related reference:**

➡ Full-function or Fast Path database PCB statement (System Utilities)

➡ Portable SQL keywords restricted by the IMS Universal JDBC drivers (Application Programming)

---

**PCB603 THE VALUE SPECIFIED ON THE REMARKS PARAMETER EXCEEDS 256 CHARACTERS.**

**Explanation:** The REMARKS parameter can accept a string of up to 256 characters. The comments currently entered on the REMARKS parameter exceed the 256-character limit.

**System action:** The DBD generation attempt fails with an MNOTE of 8.

**Programmer response:** Revise the comment string entered on the REMARKS parameter so that it is 256 characters or less and rerun the PSB Generation utility.

**Related reference:**

➡ Full-function or Fast Path database PCB statement (System Utilities)

---

**PCB604 THE VALUE OF THE EXTERNALNAME PARAMETER xxxxxxxx IS NOT UNIQUE WITHIN THE PSB.**

**Explanation:** The value specified on the EXTERNALNAME parameter is the same as the value specified on the EXTERNALNAME parameter in a PCB statement that was previously read by the PSB Generation utility.

In the message text:

xxxxxxx

The non-unique value of the EXTERNALNAME parameter.

**System action:** The PSB generation attempt fails with an MNOTE of 8.

**Programmer response:** Specify a unique external name for this field and rerun the PSB Generation utility.

**Related reference:**

➡ Full-function or Fast Path database PCB statement (System Utilities)

---

**PCB605 THE VALUE OF THE REMARKS PARAMETER CONTAINS INVALID CHARACTERS.**

**Explanation:** The comments specified on the REMARKS parameter in the PCB statement contain one or more invalid characters.

The value specified on the REMARKS keyword cannot contain the following characters:

- Single quotation marks, except when they are used to enclose the full comment string. If a single quotation mark is entered before the end of the full comment string, the remainder of the comment string is truncated. The following examples show correct and incorrect usages of single quotation marks on the REMARKS keyword:

**CORRECT**

REMARKS='These remarks apply to the XYZ application'

**INCORRECT**

REMARKS='These remarks apply to the 'XYZ' application'

- Double quotation marks.
- Less than (<) symbols.
- Greater than (>) symbols.
- Ampersands (&).

**System action:** PSBGEN terminates. Subsequent statement validation continues.

**Programmer response:** Remove the invalid characters from the comments that are specified on the REMARKS parameter in the PCB statement and run the PSBGEN utility again.

**Related reference:**

➡ Alternate PCB statement (System Utilities)

➡ Full-function or Fast Path database PCB statement (System Utilities)

➡ GSAM PCB statement (System Utilities)

## PGEN messages for PSBGEN

This topic contains the following messages:

---

### PGEN100 PSBNAME OPERAND IS OMITTED OR INVALID

**Explanation:** The PSBNAME operand is omitted or is invalid because it is greater than 8 characters in length or contains a special character.

**System action:** Terminate PSBGEN after processing the other parameters.

**Programmer response:** Correct the errors, and rerun PSBGEN.

---

### PGEN110 LANG OPERAND IS OMITTED OR INVALID

**Explanation:** The LANG operand was omitted or did not contain the value COBOL, PL/I, ASSEM, PLI, or PL1.

**System action:** Terminate PSBGEN after processing the other parameters on this statement.

**Programmer response:** Correct the errors, and rerun PSBGEN.

---

### PGEN120 PSBGEN TERMINATED; ERRORS IN PSB

**Explanation:** A level 8 MNOTE was encountered in PSBGEN or some previous expansion of another PSB statement.

**System action:** Terminate processing.

**Programmer response:** Correct the errors, and rerun PSBGEN.

---

### PGEN130 PCB*n* HAS NO SENSITIVE SEGMENTS

**Explanation:** A PCB has no SENSEG statements following it.

**System action:** This is a warning message. Processing continues.

---

### PGEN140 INTERNAL PSBGEN ERROR, PSB NOT USABLE, SUBMIT APAR

**Explanation:** An error occurred during source segment table generation.

**System action:** The PSBGEN assembly is terminated.

**Problem determination:** 19, 35

**Related information:**

Chapter 2, "IMS problem determination," on page 9

---

### PGEN150 SSASIZE OPERAND IS INVALID

**Explanation:** The SSASIZE operand must specify a decimal value from 0 to 256000.

**System action:** Terminate PSBGEN after processing the other parameters on this statement.

**Programmer response:** Correct the SSASIZE operand, and rerun PSBGEN.

---

### PGEN160 IOASIZE OPERAND IS INVALID

**Explanation:** The IOASIZE operand must specify a decimal value from 0 to 256000.

**System action:** Terminate PSBGEN after processing the other parameters on this statement.

**Programmer response:** Correct the IOASIZE operand, and rerun PSBGEN.

---

### PGEN170 MAXQ OPERAND IS INVALID

**Explanation:** You have specified a MAXQ operand that is nonnumeric, exceeds 32767, or contains more than one value. See the PSBGEN statements for valid operands.

**System action:** No default is taken.

**Programmer response:** Correct the error, and rerun PSBGEN.

**Related reference:**

 PSBGEN statement (System Utilities)

---

### PGEN180 CMPAT OPERAND IS INVALID

**Explanation:** You specified an invalid operand. The valid operands are CMPAT=YES or CMPAT=NO.

**System action:** No default is taken.

**Programmer response:** Correct the error, and rerun PSBGEN.

---

### PGEN200 EITHER OLIC=YES OR OLIC=NO MUST BE SPECIFIED

**Explanation:** An invalid operand value has been specified. The valid operand value to specify is either OLIC=YES or OLIC=NO.

**System action:** The PSBGEN assembly is terminated.

**Programmer response:** Correct the error, and rerun PSBGEN.

---

### PGEN210 OLIC=YES IS INVALID IF ANY PCB SPECIFIES PROCOPT=L/LS

## PGEN220 • PGEN601

**Explanation:** A DL/I database PSB with a PROCOPT=L/LS has been specified. This is invalid in combination with OLIC=YES.

**System action:** The PSBGEN assembly is terminated.

**Programmer response:** Correct the error, and rerun PSBGEN.

---

### PGEN220 OLIC=YES REQUIRES AT LEAST ONE DATA BASE PCB BE SPECIFIED

**Explanation:** OLIC=YES has been specified, but there were no DL/I database PCBs in this PSBGEN.

**System action:** The PSBGEN assembly is terminated.

**Programmer response:** Correct the error, and rerun the PSBGEN.

---

### PGEN230 LOCKMAX MUST BE NUMERIC VALUE BETWEEN 0 AND 255

**Explanation:** The PSBGEN detected a LOCKMAX specification that is either non-numeric or not between 0 and 255.

**System action:** The PSBGEN assembly terminates.

**Programmer response:** Correct the LOCKMAX specification and rerun the PSBGEN.

---

### PGEN259 DBLEVEL IS INVALID.

**Explanation:** The value on the DBLEVEL operand of the PSBGEN statement was not valid.

The valid values for the DBLEVEL are:

- CURR
- BASE

**System action:** The PSB generation attempt fails with an MNOTE of 8.

**Programmer response:** Correct the PSB statement and rerun the PSB generation utility.

**Related reference:**

 PSBGEN statement (System Utilities)

---

### PGEN500 INVALID POSITIONAL OPERAND—*operand*— SPECIFIED ON THIS STATEMENT

**Explanation:** One or more positional operands were specified, which are undefined in the syntax of the statement type being processed.

**System action:** The invalid positional operands are ignored.

**Programmer response:** Remove the positional operands, and rerun PSBGEN.

---

### PGEN600 THE VALUE SPECIFIED ON THE REMARKS PARAMETER EXCEEDS 256 CHARACTERS.

**Explanation:** The REMARKS parameter can accept a string of up to 256 characters. The comments currently entered on the REMARKS parameter exceed the 256-character limit.

**System action:** The DBD generation attempt fails with an MNOTE of 8.

**Programmer response:** Revise the comment string entered on the REMARKS parameter so that it is 256 characters or less and rerun the PSB Generation utility.

**Related reference:**

 PSBGEN statement (System Utilities)

---

### PGEN601 THE VALUE OF THE REMARKS PARAMETER CONTAINS INVALID CHARACTERS.

**Explanation:** The comments specified on the REMARKS parameter in the PSBGEN statement contain one or more invalid characters.

The value specified on the REMARKS keyword cannot contain the following characters:

- Single quotation marks, except when they are used to enclose the full comment string. If a single quotation mark is entered before the end of the full comment string, the remainder of the comment string is truncated. The following examples show correct and incorrect usages of single quotation marks on the REMARKS keyword:

#### CORRECT

```
REMARKS='These remarks apply to the XYZ application'
```

#### INCORRECT

```
REMARKS='These remarks apply to the 'XYZ' application'
```

- Double quotation marks.
- Less than (<) symbols.
- Greater than (>) symbols.
- Ampersands (&).

**System action:** PSBGEN terminates. Subsequent statement validation continues.

**Programmer response:** Remove the invalid characters from the comments that are specified on the REMARKS parameter in the PSBGEN statement and run the PSBGEN utility again.

**Related reference:**

 PSBGEN statement (System Utilities)

## SEG messages for PSBGEN

This topic contains the following messages:

---

### SEG100 SENSEG SPECIFICATION LIMIT EXCEEDED

**Explanation:** The limit of 3000 SENSEG statements has been reached.

**System action:** The first 999 SENSEG statements and the last are used. Each one after 999 is checked for validity and then overlaid by the next SENSEG statement.

**Programmer response:** Remove excess SENSEG statements, and rerun PSBGEN.

---

### SEG110 PCB STMT MUST PRECEDE SENSEG STMT

**Explanation:** A PCB statement must precede a SENSEG statement.

**System action:** The previous PCB statement is used.

**Programmer response:** Correct the error, and rerun PSBGEN.

---

### SEG120 NAME PARAMETER IS OMITTED Extra

**Explanation:** Either the NAME parameter has been omitted from the SENSEG statement or the value specified is not from 1 to 8 alphanumeric characters.

**System action:** If NAME is omitted, no name is used. If specified and exceeds 8 characters, the first 8 characters are used.

**Programmer response:** Correct the NAME parameter, and rerun PSBGEN.

---

### SEG130 PARENT PARAMETER IS OMITTED OR INVALID

**Explanation:** Either the PARENT parameter has been omitted from the SENSEG statement or the value specified is not zero or 1 to 8 alphanumeric characters.

**System action:** No parent name is given in case of omission. The first 8 characters are used if the parameter exceeds 8 characters.

**Programmer response:** Correct the PARENT parameter, and rerun PSBGEN.

---

### SEG140 SENSEG STMT IS INVALID FOR TP OR GSAM PCBs

**Explanation:** A PCB with TYPE=TP has been followed by a SENSEG statement without an intervening PCB with TYPE=DB.

**System action:** The specified SENSEG is not processed.

**Programmer response:** Correct the error, and rerun PSBGEN.

---

### SEG150 DUPLICATE SENSEG NAME IN PCB

**Explanation:** The name specified in the NAME operand on this SENSEG statement has previously been specified on another SENSEG statement for this PCB.

**Programmer response:** Correct the SENSEG name, and rerun PSBGEN.

---

### SEG160 SENSEG PARENT NOT DEFINED

**Explanation:** The named parent value has not been previously defined as a sensitive segment.

**System action:** Validity checking on that SENSEG statement is terminated.

**Programmer response:** Correct the error, and rerun PSBGEN.

---

### SEG170 POSITIONAL/KEYWORD OPERAND MIX IS INVALID

**Explanation:** Positional operands were specified on the same SENSEG statement with IMS keywords. One or the other must be used.

**System action:** This SENSEG statement is not processed.

**Programmer response:** Correct the SENSEG statement, and rerun PSBGEN.

---

### SEG180 NAME OPERAND IS OMITTED OR INVALID

**Explanation:** Either the NAME operand has been omitted from the SENSEG statement or the specified name is not from 1 to 8 alphanumeric characters.

**System action:** If it is omitted, no name is used. The first 8 characters are used, if specified and the operand exceeds 8 characters.

**Programmer response:** Specify or correct the NAME operand, and rerun PSBGEN.

---

### SEG190 PARENT OPERAND IS OMITTED OR INVALID

**Explanation:** Either the PARENT operand has been omitted from the SENSEG statement or the value specified is not zero or 1 to 8 alphanumeric characters.

**System action:** No parent name is given in case of

## SEG230 • SEG600

omission. The first 8 characters are used if the operand exceeds 8 characters.

**Programmer response:** Correct the PARENT operand, and rerun PSBGEN.

---

### SEG230 PROCOPT OPERAND IS OMITTED OR INVALID

**Explanation:** This message is issued if you

- Omitted the PROCOPT parameter from the SENSEG statement.
- Specified an invalid processing option on the PROCOPT parameter.

**System action:** The PSBGEN is terminated because of the specification error.

**Programmer response:** Correct the PROCOPT operand; then rerun PSBGEN.

---

### SEG250 MAXIMUM NUMBER OF INDICES PER SENSEG IS 32

**Explanation:** More than 32 secondary indexes were specified in the INDICES parameter for this SENSEG statement.

**System action:** Processing on this SENSEG statement is stopped.

**Programmer response:** Reduce the number of secondary indexes specified to less than or equal to 32, and rerun PSBGEN.

---

### SEG260 INDICES OPERAND IS INVALID

**Explanation:** One or more of the secondary index names specified in the INDICES operand exceeded 8 characters.

**System action:** Processing on this SENSEG is stopped.

**Programmer response:** Correct the INDICES operand, and rerun PSBGEN.

---

### SEG270 SECONDARY INDEX NAME IS A DUPLICATE

**Explanation:** One of the secondary index names specified for the INDICES operand on this SENSEG statement has been previously specified on another SENSEG statement for the PCB.

**Programmer response:** Correct the INDICES operand, and rerun PSBGEN.

---

### SEG280 SECONDARY INDICES LIMIT PER PSB EXCEEDED

**Explanation:** You have specified more than 1000 secondary indexes for this PSBGEN.

**System action:** Processing on this SENSEG is terminated.

**Programmer response:** Reduce the total number of secondary indexes to less than or equal to 1000, and rerun PSBGEN.

---

### SEG290 INDICES OPERAND IS INVALID WITH PROCOPT=OPTION

**Explanation:** A PCB with PROCOPT=LS or L has been followed by a SENSEG statement with an INDICES operand.

**System action:** Processing on this SENSEG is terminated.

**Programmer response:** Remove the INDICES operand, and rerun PSBGEN.

---

### SEG300 SUBSET POINTER IS NOT SUPPORTED

**Explanation:** The SSPTR operand is specified to the root segment.

**System action:** The PSBGEN is terminated because of the specification error.

**Programmer response:** Correct the SENSEG statement, and rerun PSBGEN.

---

### SEG310 UPDATE NOT ALLOWED FOR SSPTR *subset\_pointer\_number*

**Explanation:** The update sensitivity specified for subset pointer *subset\_pointer\_number* cannot be used because the processing option is not A, R, I, or D.

**System action:** The PSBGEN is terminated.

**Programmer response:** Take one of the following actions to correct the problem:

- Change the PCB or SENSEG PROCOPT to an update option.
- Change the sensitivity of the subset pointer to READ.

**Module:** DFSFLOAT

---

### SEG600 THE VALUE SPECIFIED ON THE REMARKS PARAMETER EXCEEDS 256 CHARACTERS.

**Explanation:** The REMARKS parameter can accept a string of up to 256 characters. The comments currently entered on the REMARKS parameter exceed the 256-character limit.

**System action:** The DBD generation attempt fails with an MNOTE of 8.

**Programmer response:** Revise the comment string entered on the REMARKS parameter so that it is 256 characters or less and rerun the DBD Generation utility.

**Related reference:**

 SENSEG statement (System Utilities)



---

**SEG601 THE VALUE OF THE REMARKS  
PARAMETER CONTAINS INVALID  
CHARACTERS.**

**Explanation:** The comments specified on the REMARKS parameter in the SENSEG statement contain one or more invalid characters.

The value specified on the REMARKS keyword cannot contain the following characters:

- Single quotation marks, except when they are used to enclose the full comment string. If a single quotation mark is entered before the end of the full comment string, the remainder of the comment string is truncated. The following examples show correct and incorrect usages of single quotation marks on the REMARKS keyword:

**CORRECT**

```
REMARKS='These remarks apply to the XYZ
application'
```

**INCORRECT**

```
REMARKS='These remarks apply to the
'XYZ' application'
```

- Double quotation marks.
- Less than (< ) symbols.
- Greater than (> ) symbols.
- Ampersands (&).

**System action:** PSBGEN terminates. Subsequent statement validation continues.

**Programmer response:** Remove the invalid characters from the comments that are specified on the REMARKS parameter in the SENSEG statement and run the PSBGEN utility again.

**Related reference:**

 SENSEG statement (System Utilities)

---

## SFLD messages for PSBGEN

This topic contains the following messages:

---

**SFLD100 PCB AND SENSEG STATEMENTS  
MUST PRECEDE SENFLD  
STATEMENT**

**Explanation:** PCB and SENSEG statements must precede a SENFLD statement.

**System action:** The specified SENFLD is not processed.

**Programmer response:** Correct the error, and rerun PSBGEN.

---

**SFLD110 SENSEG STATEMENT MUST  
PRECEDE SENFLD STATEMENT**

**Explanation:** A SENSEG statement must precede a SENFLD statement.

**System action:** The specified SENFLD is not processed.

**Programmer response:** Correct the error, and rerun PSBGEN.

---

**SFLD120 THE LIMIT OF 10 000 SENFLDS  
WITHIN A PSBGEN HAS BEEN  
EXCEEDED**

**Explanation:** The limit of 10000 SENFLDs has been exceeded.

**System action:** This SENFLD statement is used, and the prior SENFLD values are overlaid.

**Programmer response:** Reduce the number of SENFLD statements to 10000 or less, and rerun PSBGEN.

---

**SFLD130 THE LIMIT OF 255 SENFLDS WITHIN  
A SENSEG HAS BEEN EXCEEDED**

**Explanation:** The limit of 255 SENFLDs within a SENSEG has been exceeded.

**System action:** This SENFLD statement is used, and the prior SENFLD values are overlaid.

**Programmer response:** Reduce the number of SENFLD statements to 255 or less, and rerun PSBGEN.

---

**SFLD140 NAME PARAMETER IS OMITTED OR  
INVALID**

**Explanation:** Either the NAME parameter has been omitted from the SENFLD statement or the value specified is not from 1 to 8 alphanumeric characters.

**System action:** If the NAME parameter is omitted, no name is used. If specified and it exceeds 8 characters, the first 8 characters are used.

**Programmer response:** Specify or correct the NAME parameter, and rerun PSBGEN.

---

**SFLD160 START PARAMETER IS OMITTED OR  
INVALID**

**Explanation:** Either the START parameter has been omitted from the SENFLD statement or the value specified is not a number from 1 to 32767.

**System action:** If the START parameter is omitted, 1 is used. If specified, the value specified is used.

**Programmer response:** Specify or correct the START parameter, and rerun PSBGEN.

---

**SFLD170 REPLACE PARAMETER IS INVALID**

**Explanation:** The value specified is invalid. The valid operands are REPLACE=YES and REPLACE=NO.

**System action:** REPLACE=NO is assumed.

**Programmer response:** Correct the error, and rerun PSBGEN.

---

**SFLD180 SENFLD STATEMENT NOT VALID WITH PROCOPT=K**

**Explanation:** A SENSEG with PROCOPT=K has been followed by a SENFLD statement.

**System action:** The SENFLD statement is processed.

**Programmer response:** Correct the error, and rerun PSBGEN.

---

**SFLD600 THE VALUE SPECIFIED ON THE REMARKS PARAMETER EXCEEDS 256 CHARACTERS.**

**Explanation:** The REMARKS parameter can accept a string of up to 256 characters. The comments currently entered on the REMARKS parameter exceed the 256-character limit.

**System action:** The DBD generation attempt fails with an MNOTE of 8.

**Programmer response:** Revise the comment string entered on the REMARKS parameter so that it is 256 characters or less and rerun the DBD Generation utility.

**Related reference:**

 SENFLD statement (System Utilities)

---

**SFLD601 THE VALUE OF THE REMARKS PARAMETER CONTAINS INVALID CHARACTERS.**

**Explanation:** The comments specified on the REMARKS parameter in the SENFLD statement contain one or more invalid characters.

The value specified on the REMARKS keyword cannot contain the following characters:

- Single quotation marks, except when they are used to enclose the full comment string. If a single quotation mark is entered before the end of the full comment string, the remainder of the comment string is truncated. The following examples show correct and incorrect usages of single quotation marks on the REMARKS keyword:

**CORRECT**

```
REMARKS='These remarks apply to the XYZ
application'
```

**INCORRECT**

```
REMARKS='These remarks apply to the
'XYZ' application'
```

- Double quotation marks.
- Less than (< ) symbols.
- Greater than (> ) symbols.
- Ampersands (&).

**System action:** PSBGEN terminates. Subsequent statement validation continues.

**Programmer response:** Remove the invalid characters from the comments that are specified on the REMARKS parameter in the SENFLD statement and run the PSBGEN utility again.

**Related reference:**

 SENFLD statement (System Utilities)



---

## Chapter 14. DBDGEN messages (AREA, DBD, DGEN, DMAN, EXT, FIN, FLD, LCHD, SEGM, SOUR, XDFLD)

Database description generation (DBDGEN) messages are displayed for DBD generation error conditions and have various prefixes.

The prefixes, in the approximate order in which they would occur during a DBDGEN, and the issuing module are as follows:

Message prefix	Principal issuing macros
AREA	AREA
DBD	DBD
DGEN	DBDGEN
DMAN	DATASET, DMAN
EXT	LCHILD, DBDGEN
FIN	FIN
FLD	FIELD, FLD, FLDK, DFSMARSH, DFSMAP, DFSCASE
LCHD	LCHILD
SEGM	SEGM
SOUR	SEGM
XDFLD	XDFLD

Because DBD generation is composed of the operating system assembler language macro instructions, omission of or an invalid sequence in DBD control statements or invalid keyword parameters also result in error statements from the operating system assembler. In addition to the system action specified in this topic for each of these messages (except where explicitly noted otherwise), the remaining DBDGEN statements are checked for validity based on available information. The DBD generation is terminated prior to macro expansion.

---

### AREA messages for DBD generation

This topic contains the following messages:

---

**AREA100**    **AREA STMT IS INVALID FOR  
ACCESS=*access* DBDS.**

**Explanation:** The ACCESS= operand contains a value other than DEDB or the AREA statement was used incorrectly.

**System action:** The system ignores all operands specified on the AREA statement and continues to process the remaining statements.

**Programmer response:** Correct the ACCESS operand on the DBD statement or change the AREA statement to a DATASET statement. Rerun the DBDGEN.

**Explanation:** There are more AREA statements than are permissible for a DBDGEN with ACCESS=DEDB. The valid number of AREA statements is less than or equal to 2048.

**System action:** The first 10 areas are entered in order, and any succeeding AREA statements are ignored.

**Programmer response:** Reduce the number of AREA statements to less than or equal to 2048 and rerun the DBDGEN.

---

**AREA140**    **MODEL OPERAND SPECIFICATION  
IS INVALID**

**Explanation:** The MODEL operand does not specify one of the following valid values:

- For DEVICE=2305, model=1 or 2 is allowed.

## AREA644 • DBD110

- For DEVICE=3330, model=1 or 11 is allowed.
- For DEVICE=2314, 2319, 3340 and 3350, no MODEL operand specification is allowed.

**System action:** Terminate the DBDGEN prior to expansion.

**Programmer response:** Correct the MODEL operand and rerun DBDGEN.

---

### AREA644 THE VALUE SPECIFIED ON THE REMARKS PARAMETER EXCEEDS 256 CHARACTERS.

**Explanation:** The REMARKS parameter can accept a string of up to 256 characters. The comments currently entered on the REMARKS parameter exceed the 256-character limit.

**System action:** The DBD generation attempt fails with an MNOTE of 8.

**Programmer response:** Revise the comment string entered on the REMARKS parameter so that it is 256 characters or less and rerun the DBD Generation utility.

**Related reference:**

 AREA statement (System Utilities)

---

### AREA645 THE VALUE OF THE REMARKS PARAMETER CONTAINS INVALID CHARACTERS.

**Explanation:** The comments specified on the REMARKS parameter in the AREA statement contain

one or more invalid characters.

The value specified on the REMARKS keyword cannot contain the following characters:

- Single quotation marks, except when they are used to enclose the full comment string. If a single quotation mark is entered before the end of the full comment string, the remainder of the comment string is truncated. The following examples show correct and incorrect usages of single quotation marks on the REMARKS keyword:

#### CORRECT

```
REMARKS='These remarks apply to the XYZ application'
```

#### INCORRECT

```
REMARKS='These remarks apply to the 'XYZ' application'
```

- Double quotation marks.
- Less than (<) symbols.
- Greater than (>) symbols.
- Ampersands (&).

**System action:** DBDGEN terminates. Subsequent statement validation continues.

**Programmer response:** Remove the invalid characters from the comments that are specified on the REMARKS parameter in the AREA statement and run the DBDGEN utility again.

**Related reference:**

 AREA statement (System Utilities)

---

## DBD messages for DBD generation

This topic contains the following messages:

---

### DBD001 DBD CARD MUST OCCUR 1ST IN A DBDGEN

**Explanation:** The first entry to a DBDGEN must be a DBD statement. You must first know the DL/I organization of the database and its name before DBDGEN can function.

**System action:** The results obtained from the scan of the succeeding statements are unpredictable.

**Programmer response:** Provide a DBD statement as the first entry to DBDGEN, and rerun DBDGEN.

---

### DBD100 MORE THAN ONE DBD CARD SPECIFIED

**Explanation:** Only one DBD statement is acceptable for each database.

**System action:** The parameters on the second DBD statement overlay the parameters on the first DBD statement. Results are unpredictable.

**Programmer response:** Remove excess DBD

statements, and rerun DBDGEN.

---

### DBD110 NAME OPERAND IS OMITTED OR INVALID

**Explanation:** One of the following occurred:

- The NAME operand was omitted.
- The NAME operand specifies a database name which is longer than 8 characters, which equals the reserved name of RDMVTAB, or whose first character is not alphabetic, #, @ or \$, or whose remaining characters are not alphabetic, numeric, #, @ or \$.
- The NAME operand specifies multiple database names, but the ACCESS is not INDEX, or the ACCESS=INDEX, but the maximum number of database names has been exceeded or there is a duplicate in the list.

**System action:** No default is assumed. The specified names are used for subsequent validity checking.

**Programmer response:** Correct the NAME operand and rerun DBDGEN.

---

**DBD113      PASSWD=*value* OPERAND IS INVALID**

**Explanation:** An invalid password operand indicated by *value* in the message text was specified. The valid operand values are PASSWD=YES and PASSWD=NO.

**System action:** PASSWD=NO is assumed for subsequent validity checking.

**Programmer response:** Correct the PASSWD operand and rerun DBDGEN.

---

**DBD118      PASSWD OPERAND IS INVALID  
WITH ACCESS=*access***

**Explanation:** You specified PASSWD=YES with a DL/I access method other than HISAM, SHISAM, HDAM, HIDAM, INDEX, GSAM, PHDAM, PHIDAM, or PSINDEX. For a LOGICAL database, the password operand must be specified on the physical database descriptions, if password processing is wanted.

**System action:** PASSWD=NO is assumed for subsequent validity checking.

**Programmer response:** Correct the error and rerun DBDGEN.

---

**DBD119      PASSWD OPERAND MAY ONLY BE  
SPECIFIED IF VSAM IS THE SYSTEM  
ACCESS METHOD**

**Explanation:** You specified PASSWD=YES, but VSAM was not specified as the system access method.

**System action:** PASSWD=NO is assumed for subsequent validity checking.

**Programmer response:** Correct the error and rerun DBDGEN.

---

**DBD120      ACCESS OPERAND IS OMITTED OR  
INVALID**

**Explanation:** One of the following occurred:

- The ACCESS operand was omitted.
- The DL/I access method or the operating system access method is not one of the valid types or combinations listed.
- The ACCESS operand did not specify INDEX and contains more than two parameter values or did specify INDEX and contains more than four parameter values.
- The ACCESS operand specified the PROT or DOSCOMP option without VSAM, or the third parameter value was specified, but was not PROT or NOPROT, or the fourth parameter value was specified, but was not DOSCOMP.

This error should be corrected before attempting to determine the validity of any following error messages, if any were generated.

**System action:** No default is assumed. This error must

be corrected to obtain a meaningful scan of the succeeding parameters.

**Programmer response:** Correct the ACCESS operand and rerun DBDGEN.

---

**DBD130      RMNAME OPERAND IS OMITTED  
OR INVALID**

**Explanation:** One of the following occurred:

- The RMNAME operand was specified for a DL/I access method other than HDAM, DEDB, or PHDAM.
- For HDAM or PHDAM, the RMNAME operand was omitted, or was specified, but the randomizing module name was omitted or it consists of more than 8 characters, or has invalid character content. Or, the RMNAME operand contains more than four parameters or one of the last three parameter values is not self-defining and is below the lower allowable limit, or above the upper allowable limit.
- For DEDB, the RMNAME randomizing module name was omitted and it consists of more than 8 characters, or has invalid character content. Or the RMNAME operand consists of more than just the single randomizing module name.

**System action:** A combination of default values and user information is used for subsequent validity checking.

**Programmer response:** Correct the RMNAME operand, and rerun DBDGEN.

---

**DBD131      RBN OPERAND MUST BE SPECIFIED**

**Explanation:** The RBN operand must be specified when using randomizing module names DFSHDC10 or DFSHDC40.

**System action:** Errors in the DBD terminate the DBDGEN.

**Programmer response:** Correct the RBN operand, and rerun DBDGEN.

---

**DBD140      A SHARED SECONDARY INDEX  
REQUIRES VSAM AS THE SYSTEM  
ACCESS METHOD**

**Explanation:** You specified multiple database names in the NAME operand with ACCESS=INDEX, but the system access method specified was not VSAM.

**System action:** The given information is used for subsequent validity checking.

**Programmer response:** Correct the inconsistent operand information, and rerun DBDGEN.

---

---

**DBD150 ISAM ACCESS METHOD IS NO LONGER SUPPORTED**

**Explanation:** You specified ACCESS=(xxxx,ISAM) in the DBDGEN. The ISAM access method is not supported under IMS.

**System action:** The system continues checking the validity of the remaining parameters in the DBDGEN.

**Programmer response:** Correct the ACCESS= operand and rerun DBDGEN.

---

**DBD160 PSNAME OPERAND IS INVALID.**

**Explanation:** The PSNAME operand violates the rules for a name. The operand:

- Cannot be longer than 8 characters
- The first character must be alphabetic
- The remaining characters must be alphabetic, numeric, or #, @, \$

**System action:** DBDGEN terminates. Subsequent statement validation continues.

**Programmer response:** Correct the PSNAME specification and reprocess the DBDGEN.

---

**DBD170 PSNAME OPERAND IS INVALID WITH ACCESS=**

**Explanation:** The PSNAME operand is only valid for ACCESS=PHDAM, PHIDAM, or PSINDEX.

**System action:** DBDGEN terminates. Subsequent statement validation continues.

**Programmer response:** Remove the PSNAME operand or change the ACCESS parameter to one of the allowed organizations.

---

**DBD180 DBVER SPECIFIED ON UNSUPPORTED DB TYPE**

**Explanation:** The DBVER operand is specified on a DBD statement for a database access type that does not support database versioning.

The DBVER can be specified on the DBD statements of only the following database access types:

- DEDB
- HDAM
- HIDAM
- PHDAM
- PHIDAM

**System action:** The DBD generation attempt fails with an MNOTE of 8.

**Programmer response:** Correct the DBD statement and rerun the DBD Generation utility.

---

**DBD181 DBVER OPERAND IS INVALID**

**Explanation:** The value on the DBVER operand in the DBD statement is not valid.

Valid values for DBVER are 1 - 2147483647.

**System action:** The DBD generation attempt fails with an MNOTE of 8.

**Programmer response:** Correct the DBD statement and rerun the DBD Generation utility.

---

**DBD200 FPINDEX OPERAND IS ONLY VALID FOR A INDEX DATABASE**

**Explanation:** The DBDGEN utility encountered an FPINDEX operand on a DBD statement for a database that is not a secondary index database.

**System action:** The DBD generation attempt fails with an MNOTE of 8.

**Programmer response:** Correct the DBD statement and rerun the DBDGEN utility.

---

**DBD210 FPINDEX OPERAND VALUE IS INVALID**

**Explanation:** The value on an FPINDEX operand on a DBD statement was not valid.

**System action:** The DBDGEN attempt fails with an MNOTE of 8.

**Programmer response:** Correct the DBD statement and rerun the DBDGEN utility.

---

**DBD300 PASSWD OPERAND IS INAPPLICABLE TO ACCESS={MSDB|DEDB}**

**Explanation:** The PASSWD operand is invalid for a DBDGEN with ACCESS=MSDB or ACCESS=DEDB specified on the DBD statement.

**System action:** The system continues to process the parameter on the DBD statement and the remaining statements.

**Programmer response:** Remove the PASSWD parameter from the DBD statement and rerun the DBDGEN, or ignore the warning message.

---

**DBD600 THE VALUE SPECIFIED ON THE ENCODING PARAMETER EXCEEDS 25 CHARACTERS**

**Explanation:** The value specified on the ENCODING parameter in the DBD statement exceeds the maximum length of 25 characters.

**System action:** DBDGEN terminates. Subsequent statement validation continues.

**Programmer response:** Correct the value on the

ENCODING parameter and rerun the DBDGEN utility.

---

**DBD601 THE VALUE SPECIFIED ON THE REMARKS PARAMETER EXCEEDS 256 CHARACTERS**

**Explanation:** The comments specified on the REMARKS keyword in the DBD statement exceed the maximum length of 256 characters.

**System action:** DBDGEN terminates. Subsequent statement validation continues.

**Programmer response:** Shorten the length of the REMARKS specification on the DBD statement and run the DBDGEN utility again.

---

**DBD602 THE VALUE OF THE REMARKS PARAMETER CONTAINS INVALID CHARACTERS**

**Explanation:** The comments specified on the REMARKS parameter in the DBD statement contain one or more invalid characters.

The value specified on the REMARKS keyword cannot contain the following characters:

- Single quotation marks, except when they are used to enclose the full comment string. If a single quotation mark is entered before the end of the full comment string, the remainder of the comment string is truncated. The following examples show correct and incorrect usages of single quotation marks on the REMARKS keyword:

**CORRECT**

```
REMARKS='These remarks apply to the XYZ
application'
```

**INCORRECT**

```
REMARKS='These remarks apply to the
'XYZ' application'
```

- Double quotation marks.
- Less than (<) symbols.
- Greater than (>) symbols.
- Ampersands (&).

**System action:** DBDGEN terminates. Subsequent statement validation continues.

**Programmer response:** Remove the invalid characters from the comments that are specified on the REMARKS parameter in the DBD statement and run the DBDGEN utility again.

**Related reference:**

 DBD statements (System Utilities)

---

**DBD603 THE VALUE OF THE ENCODING PARAMETER CONTAINS INVALID CHARACTERS**

**Explanation:** The value specified on the ENCODING parameter in the DBD statement contains one or more of the following invalid characters:

- Single and double quotation marks
- Blanks
- Less than (<) and greater than (>) symbols
- Ampersands (&)

**System action:** DBDGEN terminates. Subsequent statement validation continues.

**Programmer response:** Remove the invalid characters from the ENCODING parameter and run the DBDGEN utility again.

**Related reference:**

 DBD statements (System Utilities)

---

**DBD700 xxxxxxxx IGNORED FOR EXIT yyyyyyyyyy BECAUSE zzzzzzzz ALREADY SPECIFIED**

**Explanation:** The exit option xxxxxxxx in the DBD statement for exit yyyyyyyyyy was specified, but the option is ignored because the zzzzzzzz option is contradictory. The zzzzzzzz option is used.

**System action:** Processing continues with RC=4.

**Programmer response:** Correct the EXIT specification on the DBD statement.

**Problem determination:** 2, 3, 8 and 18

**Related information:**

Chapter 2, "IMS problem determination," on page 9

---

**DBD750 EXIT NOT SUPPORTED FOR DB ORGANIZATION. HDAM, HIDAM, DEDB, HISAM, OR SHISAM DATA BASE ORGANIZATION IS REQUIRED**

**Explanation:** An EXIT= parameter was specified on the DBD statement for a database organization that is not supported.

**System action:** Processing terminates with RC=8.

**Programmer response:** Correct the EXIT specification on the DBD statement.

**Problem determination:** 2, 3, 8 and 18

**Related information:**

Chapter 2, "IMS problem determination," on page 9

---

**DBD755** EXIT NAME *xxxxxx* IS INVALID

**Explanation:** You specified an EXIT= parameter in the DBD statement with the exit name positional parameter *xxxxxx*. However, you included invalid characters or used a length greater than 8 bytes.

**System action:** Processing terminates with RC=8.

**Programmer response:** Correct the EXIT specification on the DBD statement.

**Problem determination:** 2, 3, 8 and 18

**Related information:**

Chapter 2, "IMS problem determination," on page 9

---

**DBD760** *xxxxxxx* EXIT OPTION SPECIFIED FOR EXIT *yyyyyyyy* IS NOT A VALID OPTION. KEY, NOKEY, DATA, NODATA, PATH, NOPATH, FLD, NOFLD, INPOS, NOINPOS, SSPCMD, NOSSPCMD, BEFORE, NOBEFORE, DLET, NODLET, CASCADE, NOCASCADE ARE VALID OPTIONS

**Explanation:** The EXIT= parameter on the DBD statement contained the invalid option *xxxxxxx*.

**System action:** Processing terminates with RC=8.

**Programmer response:** Correct the EXIT specification on the DBD statement.

**Problem determination:** 2, 3, 8 and 18

**Related information:**

Chapter 2, "IMS problem determination," on page 9

---

**DBD765** *xxxxxxx* EXIT CASCADE OPTION SPECIFIED FOR EXIT *yyyyyyyy* IS NOT A VALID OPTION. KEY, NOKEY, DATA, NODATA, PATH, NOPATH ARE VALID OPTIONS

**Explanation:** The EXIT= parameter on the DBD statement contained the invalid option *xxxxxxx* for CASCADE.

**System action:** Processing terminates with RC=8.

**Programmer response:** Correct the EXIT specification on the DBD statement.

**Problem determination:** 2, 3, 8 and 18

**Related information:**

Chapter 2, "IMS problem determination," on page 9

---

**DBD770** *xxxxxxx* WAS SPECIFIED, BUT *xxxxxxx* IS ONLY FOR DEDB.

**Explanation:** The parameter *xxxxxxx* was specified in the EXIT= parameter of the DEDB database DBD statement. However, the parameter *xxxxxxx* is valid only for DEDBs.


In the message text:  
*xxxxxxx*

- One of the following parameters for the EXIT= parameter of the DEDB database DBD statement:
- NODLET
  - DLET
  - NOBEFORE
  - BEFORE

**System action:** Processing continues with RC=4.

**System programmer response:** Correct the specifications for the EXIT= parameter of the DEDB database DBD statement.

**Related reference:**

 DBD statements (System Utilities)

**Related information:**

Chapter 2, "IMS problem determination," on page 9

---

## DGEN messages for DBD Generation

This topic contains the following messages:

---

**DGEN100** DBD CONTAINS NO SEGMENTS

**Explanation:** You did not specify a SEGM statements for this DBDGEN.

**System action:** The remaining DBDGEN parameters are checked for validity. The previously specified parameters are checked for validity where possible. The DBDGEN terminates prior to expansion.

**Programmer response:** Correct the error, and rerun DBDGEN.

**Explanation:** A level 8 or higher condition code was detected prior to expansion in the DBDGEN macro.

**System action:** None

**Programmer response:** Correct the erroneous statements, and rerun DBDGEN.

---

**DGEN110** DBDGEN TERMINATED, ERRORS IN DBD

---

**DGEN115** NUMBER OF SEGM STATEMENTS MUST EQUAL THE NUMBER OF INDEX DATA BASE NAMES

**Explanation:** The number of SEGM statements was more or less than the number of shared secondary index names coded on the DBD statement for an index DBD.

**System action:** IMS terminates the DBDGEN.

**Programmer response:** The number of names and SEGM statements must be the same.

**DGEN117 THE BLOCK SIZE VALUE EXCEEDS 32752 BYTES. IMAGE COPY WILL NOT BE AVAILABLE.**

**Explanation:** This is a warning message. The DBDGEN utility assigned 32767 bytes to the block size, since the value of 32752 was not large enough to hold the longest segment and some necessary overhead.

The Image Copy utility cannot be run with 32752 bytes specified because image copy processing module DFSUDMP0 adds fifteen bytes to the block size for double word alignment of its prefix. The maximum block size in a DBDGEN statement is 32767 bytes.

**User response:** To save a database using the Image Copy utility, specify either a smaller value for the BYTES operand in the SEGM statement or a smaller value for BLOCK/SIZE operands in the DATASET statement. Then, rerun DBDGEN.

**DGEN118 THE USER SPECIFIED CI SIZE VALUE EXCEEDS 30720, WILL NOT HOLD THE MINIMUM SIZE BIT MAP, OR WILL NOT HOLD THE MAXIMUM SIZE SEGMENT IN THIS DATA SET GROUP**

**Explanation:** This is a warning message. For a (HDAM, VSAM) or a (HIDAM, VSAM) database, a CI size was specified on the DATASET statement which exceeds 30720, or which is too small to hold the minimum size bit map plus overhead, or the maximum size segment plus overhead in this data set group. For fixed length compressed segments, the maximum segment size is computed to include a 10-byte expansion which allows for noncompressible segment occurrences.

**System action:** The user specified value is used in subsequent processing.

**Programmer response:** No action is required.

**DGEN120 SEGMENT *name* NOT IN DATABASE *db\_name***

**Explanation:** You defined the segment identified by *name* in the message text as existing in the database currently being defined. No SEGM statement was found to identify the named segment in its NAME operand.

**System action:** No default is given.

**Programmer response:** Correct the error, and rerun DBDGEN.

**DGEN130 REFERENCED PAIRED SEGMENT DOES NOT SPECIFY 'PAIRED' IN ITS POINTER OR PTR OPERAND. PAIRED SEGMENT IS *name*.**

**Explanation:** Self-explanatory

**System action:** None

**Programmer response:** Correct the error, and rerun DBDGEN.

**DGEN140 DATASET—*n name* CONTAINS NO SEGMENTS**

**Explanation:** No SEGM statements were found following the DATASET statement specified in the message.

**System action:** This message is issued and processing continues.

**DGEN150 LCHILD STATEMENT FOR ROOT SEGMENT *name* OMITTED OR INVALID**

**Explanation:** An LCHILD statement was not specified or was specified incorrectly for the root segment. A HIDAM database requires an LCHILD statement for the primary HIDAM index database. Each segment in an index database must have an LCHILD statement defined.

**System action:** No default is taken.

**Programmer response:** Provide an LCHILD statement for the root segments, and rerun DBDGEN.

**DGEN160 ROOT SEGMENT *name* HAS NO SEQUENCE FIELD**

**Explanation:** There is no sequence field defined in any of the FIELD statements for the SEGM statement defining the root segment. Each segment in an index database must have a sequence field defined.

**System action:** No default is taken.

**Programmer response:** Provide a sequence field for the root segments, and rerun DBDGEN.

**DGEN165 PREFIX LENGTH OF ALL SEGM STATEMENTS IN A SHARED SECONDARY INDEX MUST BE EQUAL**

**Explanation:** Multiple secondary indexes can be placed in a single shared index database, if the key offset positions in each indexing segment are the same. This implies that the prefix length of each segment must be the same.

**System action:** The specified operand information is used in subsequent validity checking.

## DGEN170 • DGEN240

**Programmer response:** Correct the errors, and rerun DBDGEN.

---

**DGEN170** SEGMENT (*name*) LENGTH PLUS PREFIX EXCEEDS BLOCKSIZE MINUS FREE SPACE PERCENTAGE REQUESTED. SEGMENT WILL BE STORED AS ONLY SEGMENT IN A BLOCK.

**Explanation:** Informational only.

**System action:** The segment is stored as the only segment in the block. Free space is reduced by the amount the segment exceeds the amount requested.

---

**DGEN185** LCHILD STATEMENT, *name*, REFERENCES A PAIRED SEGMENT, *segname*, WHICH IS NOT A CHILD OF THE LOGICAL PARENT

**Explanation:** The LCHILD statement indicated in the message above has a PAIR operand specifying a physically or virtually paired segment. But the physical parent of this paired segment is not the same segment that contains the LCHILD statement.

**System action:** The specified operand information is used in subsequent validity checking.

**Programmer response:** Correct the errors, and rerun DBDGEN.

---

**DGEN200** BLOCK SIZE EXCEEDS MAXIMUM BLOCK ON TRACK—*size*

**Explanation:** For HSAM or SHSAM databases, you specified a block size or blocking factor on the DATASET statement that caused the maximum allowable block size on a track to be exceeded. The maximum allowable block size is the track length or 32K bytes, whichever is smaller.

**System action:** The user specified block size value can be reset.

**Programmer response:** Correct the error, and rerun DBDGEN.

---

**DGEN210** ONE OR MORE SEGMENTS IN THE ABOVE DATA SET GROUP WILL NOT FIT IN THE MAXIMUM ALLOWABLE CI SIZE—30720

**Explanation:** This is a warning message generated for (HDAM,VSAM) or (HIDAM,VSAM) databases. One or more segments plus overhead bytes exceed the maximum CI size of 30720.

---

**DGEN220** SPECIFIED KSDS LOGICAL RECORD LENGTH RESET TO MULTIPLE OF 2...*length*

**Explanation:** This is a warning message generated for (HISAM,VSAM) or (INDEX,VSAM) databases. The user's specified logical record for KSDS was not specified as a multiple of 2.

---

**DGEN229** THE MAXIMUM ROOT SEGMENT SIZE WILL NOT FIT IN THE USER SPECIFIED OR MAXIMUM KSDS PRIME LOGICAL RECORD LENGTH...*lrecl*

**Explanation:** This is a warning message. For a (HISAM, VSAM), SHISAM, or (INDEX, VSAM) database, the maximum size root segment plus overhead will not fit in the user specified or maximum KSDS prime logical record length for this data set group. For a fixed length compressed root segment, the maximum root segment size additionally includes a 10-byte expansion which allows for noncompressible root segment occurrences.

**System action:** The user-specified or maximum KSDS prime logical record length is used in subsequent processing.

**Programmer response:** No action is required.

---

**DGEN232** THE MAXIMUM SEGMENT LENGTH IN THIS DATA SET GROUP WILL NOT FIT IN THE USER SPECIFIED OR MAXIMUM ESDS OVERFLOW LRECL...*lrecl*

**Explanation:** For a (HISAM, VSAM) database, the user-specified or maximum ESDS overflow LRECL is not large enough to contain the largest segment plus overhead in this data set group. For fixed length compressed segments, the maximum segment size additionally includes a 10-byte expansion which allows for noncompressible segment occurrences.

**System action:** The ESDS overflow LRECL you specified or the maximum is used in subsequent processing.

**Programmer response:** This is a warning message.

---

**DGEN240** SPECIFIED BLOCKING FACTOR CAUSES MAXIMUM ALLOWABLE CI SIZE (30720) TO BE EXCEEDED. BLOCKING FACTOR SPECIFIED—*number* RESET TO BLOCKING FACTOR—*number*

**Explanation:** This is a warning message.

---



---

**DGEN245** SPECIFIED CI SIZE IS LESS THAN CALCULATED OR SPECIFIED LOGICAL RECORD LENGTH—*xxxxxx*

**Explanation:** You specified a CI size minus VSAM overhead that is less than the logical record length, specified or calculated.

**System action:** The DBDLRECL macro resets the CI size to an internally calculated value, and DBDGEN continues.

**Programmer response:** Correct the error, and rerun DBDGEN.

---

**DGEN250** SPECIFIED ESDS LRECL—*size* RESET TO MULTIPLE OF 2—*size*

**Explanation:** This is a warning message generated for (HISAM,VSAM) or (INDEX,VSAM) databases. The logical record that you specified for the ESDS data set was not specified as a multiple of 2.

---

**DGEN260** SPECIFIED ESDS BLOCKSIZE INVALID. LRECL AND BLOCKSIZE RESET TO PRIME VALUES.

**Explanation:** This is a warning message.

---

**DGEN265** ESDS LRECL AND/OR CI SIZE INVALID.

**Explanation:** The overflow ESDS logical record length plus VSAM overhead does not fit in the overflow ESDS CI size, or the overflow ESDS CI size exceeds 30720.

**System action:** The overflow LRECL and CI size values are reset to the prime values of this data set group.

**Programmer response:** Correct the errors, and rerun the DBDGEN.

---

**DGEN270** ESDS DATA SET SPECIFICATION IS IGNORED. (INDEX,VSAM) DATA SET CONTAINS SEGMENTS WITH UNIQUE KEYS ONLY.

**Explanation:** This warning message is generated for (INDEX,VSAM) databases. An entry-sequenced data set is not used/required for an INDEX database that contains segments with unique keys.

---

**DGEN271** ESDS DATA SET SPECIFICATION IS IGNORED. (HISAM, VSAM) DATA SET WITH A SINGLE SEGM.

**Explanation:** This warning message is generated for (HISAM/VSAM) databases. An entry-sequenced data set is not used or required for a HISAM database that contains only one segment.

---

**DGEN300** INVALID POSITIONAL OPERAND—*operand*— SPECIFIED ON THIS STATEMENT

**Explanation:** One or more positional operands you specified in the statement type being processed were invalid. *operand* identifies the operand that is invalid.

**System action:** The invalid positional operands are ignored.

**Programmer response:** Remove the positional operands, and rerun DBDGEN.

---

**DGEN305** SHSAM SEGMENT SIZE MUST BE AN EXACT DIVISOR OF BLOCK SIZE

**Explanation:** For an SHSAM database, the root segment size must be an exact divisor of the user-specified block size.

**System action:** The user-specified information is used in subsequent processing.

**Programmer response:** Correct the error, and rerun DBDGEN.

---

**DGEN310** PRIOR DBDGEN STATEMENT SHOULD NOT BE PRESENT

**Explanation:** You specified a DBDGEN statement before a DATASET, AREA, SEGM, LCHILD, FIELD, XDFLD, or DBDGEN statement. There must be only one DBDGEN statement, and it must be at the end of the input stream.

**System action:** The results obtained from the scan of this statement, and of the succeeding statements, are unpredictable.

**Programmer response:** Remove or rearrange the incorrect statements, and rerun DBDGEN.

---

**DGEN320** THERE IS A SECONDARY INDEX LCHILD STATEMENT (PTR=INDX/SYMB) WHICH IS NOT PAIRED TO AN XDFLD STATEMENT.

**Explanation:** There are more secondary index LCHILD statements than there are XDFLD statements.

**System action:** All specified operand information is used in subsequent validity checking.

**Programmer response:** Correct the error, and rerun DBDGEN.

---

**DGEN330** THE /CK OPERAND IS INVALID ON A FIELD STATEMENT WITHOUT LCHILD/XDFLD STATEMENTS FOR ACCESS=DEDB

**Explanation:** The /CK operand is used in the NAME operand on the FIELD statement for a DEDB database,

## DGEN331 • DGEN500

but there is no corresponding LCHILD or XDFLD statement defined under the FIELD statement.

**System action:** The DBD generation attempt fails with an MNOTE of 8.

**Programmer response:** Remove the /CK operand in the NAME operand on the FIELD statement for the DEDB database and rerun the DBDGEN utility.

---

### DGEN331 THE /CK OPERAND IS NOT USED ON AN XDFLD STATEMENT AS A SUBSEQ OR DDATA FIELD FOR ACCESS=DEDB

**Explanation:** The /CK operand can be used only on an XDFLD statement as a field in the SUBSEQ operand, or as a field in the DDATA operand for a DEDB database with LCHILD and XDFLD statements defined. However, the /CK operand was found on an XDFLD statement and it was not used as a field in the SUBSEQ or DDATA operand.

**System action:** The DBD generation attempt fails with an MNOTE of 8.

**Programmer response:** Remove the /CK operand on the XDFLD statement or change the /CK operand to be used as a field in the SUBSEQ operand or as a field in the DDATA operand on the XDFLD statement (or both) and rerun the DBDGEN utility.

---

### DGEN332 THE FIELD STMT FOR A PARENT OF A TARGET SEGMENT DOES NOT HAVE A UNIQUE KEY DEFINED

**Explanation:** For a target segment that is not a root segment, the direct parent segments from the target segment to the root segment must have a unique key FIELD statement defined for each direct parent segment. A parent of the target segment does not have a FIELD statement that has a unique key defined.

**System action:** The DBD generation attempt fails with a MNOTE of 8.

**Programmer response:** Change the FIELD statement of the parent segment to make it a unique key FIELD statement and rerun the DBD Generation utility.

---

### DGEN440 COMPRTN= IS INVALID FOR SEGMENT xxxxxxxx.

**Explanation:** You cannot specify the COMPRTN= when one of the following occurs:

- A DEDB database and the segment contains only a key field.
- A DEDB database and the key field is located at the end of the segment.

**Programmer response:** Correct the error, and rerun DBDGEN.

---

### DGEN500 SEGMENT PREFIX LENGTH EXCEEDS 1022 BYTES. SEGMENT NAME=xxxxxxx PREFIX LENGTH = yyyy.

**Explanation:** The length of the prefix generated for the segment identified by xxxxxxx is yyyy bytes, which is greater than the allowed maximum of 1022 bytes. This situation occurs when there are more than 255 pointers in a segment prefix. Pointers are 4 bytes each.

**Programmer response:** Reduce the number of pointers in the prefix in the segment identified by xxxxxxx and recompile the DBD.

## DMAN messages for DBD Generation

This topic contains the following messages:

---

### DMAN100 DATA SET SPECIFICATION LIMIT EXCEEDED

**Explanation:** You specified more DATASET statements than are permissible for the DL/I access method specified.

**System action:** The information specified on the current DATASET statement is used for subsequent validity checking. If the number of DATASET statements exceeds 10, the information from the 10th DATASET statement is overlaid by each succeeding DATASET statement greater than 10.

**Programmer response:** Reduce the number of DATASET statements to the correct limit, and rerun DBDGEN.

---

### DMAN110 DD1 OPERAND IS OMITTED OR INVALID

**Explanation:** The DD1 operand is omitted or it is longer than 8 characters, or has a first character which is not alphabetic, #, @ or \$, or whose remaining characters are not alphabetic, numeric, #, @ or \$.

**System action:** The specified value is used for validity checking of subsequent dependent parameters. In the case of omission, a null value is entered.

**Programmer response:** Correct the DD1 operand, and rerun DBDGEN.

---

### DMAN120 DD2 OPERAND IS OMITTED OR INVALID

**Explanation:** The DD2 operand has been omitted or it is longer than 8 characters, or has a first character which is not alphabetic, #, @ or \$, or whose remaining characters are not alphabetic, numeric, #, @, or \$. This operand is only valid for HSAM, simple HSAM databases, or GSAM databases.

**System action:** The specified value is used for validity checking of subsequent dependent parameters. In the case of omission, a null value is entered.

**Programmer response:** Correct the DD2 operand, and rerun DBDGEN.

---

### DMAN130 OVFLW AND DD2 OPERANDS ARE CONFLICTING

**Explanation:** The OVFLW and DD2 operands are mutually exclusive.

**System action:** The OVFLW operand is ignored.

**Programmer response:** Correct the OVFLW or DD2 operand, and rerun DBDGEN.

---

### DMAN140 OVFLW OPERAND IS OMITTED OR INVALID

**Explanation:** The OVFLW operand is omitted or it is longer than 8 characters, or has a first character which is not alphabetic, #, @ or \$, or whose remaining characters are not alphabetic, numeric, #, @ or \$.

**System action:** The specified value is used for validity checking of subsequent dependent parameters. In the case of omission, a null value is entered.

**Programmer response:** Correct the OVFLW operand, and rerun DBDGEN.

---

### DMAN150 DEVICE OPERAND *xxx* IS OMITTED OR INVALID. A 3330 MODEL 1 HAS BEEN ASSUMED.

**Explanation:** The DEVICE operand is omitted or does not specify one of the following valid values: 2314, 2305, 2319, 3330, 3340, 3350, 2400, 3400, or TAPE. For ACCESS=DEDB, the valid values for this operand are: 2314, 2319, 2305, 3330, 3340, and 3350.

**System action:** A 3330 model 1 is assumed for space calculation purposes. For ACCESS=DEDB, DBDGEN is terminated prior to expansion.

**Programmer response:** Correct the DEVICE operand, and rerun DBDGEN.

---

### DMAN155 MODEL *xx* INVALID, MODEL 2 ASSUMED FOR SPACE CALCULATION

**Explanation:** You specified an invalid operand for a 2305. Valid operands for DEVICE=2305 are MODEL=1 or MODEL=2.

**System action:** The DATASET macro uses the default, MODEL=2 for the space calculation and DBDGEN continues.

---

### DMAN157 MODEL *xx* INVALID, MODEL 1 ASSUMED FOR SPACE CALCULATIONS

**Explanation:** DEVICE=3330 was specified and the MODEL operand was omitted or not equal to 1 or 11.

**System action:** MODEL=one is assumed and the DBDGEN continues.

**Programmer response:** Correct the MODEL operand, and rerun DBDGEN.

---

### DMAN160 DEVICE OPERAND IS INVALID FOR ACCESS=*access*

## DMAN170 • DMAN217

**Explanation:** The value TAPE, 2400, or 3400 was entered in the DEVICE operand, but you did not specify HSAM or simple HSAM in the DBD ACCESS operand.

**System action:** Space calculations are done based on the specified device type and the given access method. Space calculations are not reliable in most cases.

**Programmer response:** Correct the DEVICE operand, and rerun DBDGEN.

---

### DMAN170 ENTERED DDNAME IS A DUPLICATE—*name*

**Explanation:** The specified ddname is a duplicate of a name previously specified by the DD1, DD2, or OVFLW operand.

**System action:** The name is used for further validity checking.

**Programmer response:** Correct the ddname, and rerun DBDGEN.

---

### DMAN180 DATA SET NAME IS A DUPLICATE

**Explanation:** The label on this DATASET statement is the same as the label on a previous DATASET statement, and both contain operands. Only the first DATASET statement with a common label can contain operands.

**System action:** A new data set group is created. Succeeding parameters are evaluated based on the new DATASET statement.

**Programmer response:** Examine your requirements, correct the erroneous information, and rerun DBDGEN.

---

### DMAN190 DATA SET NAME FIELD IS INVALID

**Explanation:** The label field on the DATASET statement is invalid because it is longer than 8 characters, or has a first character which is not alphabetic, #, @ or \$, or whose remaining characters are not alphabetic, numeric, #, @ or \$.

**System action:** The specified value is used for validity checking of subsequent dependent parameters.

**Programmer response:** Correct the label field on the DATASET statement, and rerun DBDGEN.

---

### DMAN200 RECORD OPERAND IS INVALID

**Explanation:** One of the following occurred:

- The RECORD operand contains more than two values, values which are not self-defining, values which are less than or equal to zero, or values which exceed 30713, where VSAM is the system access method.
- For GSAM: The second RECORD operand value exceeds the first, or RECFM=F/FB was specified, but

the first RECORD operand value is not equal to the second RECORD operand value.

**System action:** The scan of the RECORD operand is terminated at the point the error is detected.

**Programmer response:** Correct the errors, and rerun the DBDGEN.

---

### DMAN210 BLOCK OPERAND IS INVALID

**Explanation:** One of the following occurred:

- The BLOCK operand contains more than two values, values which are not self-defining, or values which are less than or equal to zero.
- For HDAM and HIDAM: More than one BLOCK operand value was specified, or the value exceeded 30709, where VSAM was the system access method.
- For GSAM: More than one BLOCK operand value was specified.

**System action:** The scan of the BLOCK operand is terminated at the point the error is detected.

**Programmer response:** Correct the BLOCK operand, and rerun DBDGEN.

---

### DMAN215 SIZE OPERAND IS INVALID

**Explanation:** One of the following occurred:

- The SIZE operand contains more than two values, values which are not self-defining, or values which are less than or equal to zero.
- The BLOCK operand was also specified; the BLOCK and SIZE operands are mutually exclusive.
- For HSAM and SHSAM, the SIZE operand was specified (it is invalid for these databases).
- VSAM is the system access method, and the value of the SIZE operand exceeds 30720.
- For HDAM, HIDAM, and GSAM databases, more than one operand value was specified.
- If ACCESS=DEDB was specified on the DBD statement, the valid values for this operand are 512, 1024, 2048, and 4096. 4096 is invalid for a 2314 or a 2319.

**System action:** The scan of the SIZE operand is terminated at the point the error is detected.

**Programmer response:** Correct the SIZE operand, and rerun the DBDGEN.

---

### DMAN217 SIZE SPECIFICATION ROUNDED TO NEXT 512 OR 2K MULTIPLE

**Explanation:** VSAM control interval sizes must always be a 512 multiple. If greater than 8K, they must be a 2048 multiple.

**System action:** The user specified value is reset to the proper VSAM multiple.

**Programmer response:** Correct the error.

---

**DMAN220 POSITIONAL OPERAND ASSUMES LOGICAL DATA SET**

**Explanation:** The inclusion of a positional operand assumes a DBDGEN for a logical data set.

**System action:** This is a warning message; DBDGEN continues. No other data set parameters are scanned, since they are invalid for a logical DBDGEN.

---

**DMAN230 KEYWORD SPECIFICATIONS ARE INVALID FOR A LOGICAL DATA SET DEFINITION**

**Explanation:** If the LOGICAL operand is specified on a DATASET statement, no other operands can be specified.

**System action:** The DBDGEN is processed as a logical DBDGEN. No other data set operands are scanned.

**Programmer response:** Remove the erroneous keyword parameters, and rerun DBDGEN.

---

**DMAN240 DD2 AND OVFLW OPERANDS ARE INVALID FOR {HDAM|HIDAM}**

**Explanation:** Neither the DD2 nor the OVFLW operands can be specified for data sets that use HDAM or HIDAM as the access method.

**System action:** The values specified are ignored.

**Programmer response:** Remove the DD2 operand or the OVFLW operand, or both, and rerun DBDGEN.

---

**DMAN250 DATA SET NOT PREVIOUSLY ESTABLISHED.**

**Explanation:** The label field of this DATASET statement does not refer back to any previous DATASET statement with the same label.

**System action:** The last data set group processed remains the current data set group used to validate subsequent statements.

**Programmer response:** Correct the DATASET label field, and rerun DBDGEN.

---

**DMAN260 ENTERED DDNAME IS RESERVED—*name***

**Explanation:** You specified one of the following names was specified: IEFORDER, IMSLOGR, QBLKS, SHMSG, LGMSG, IMSACB, IMSDILIB, IMSSPA, IMSDBL, SYSUDUMP, STEPLIB. *name* in the message text identifies the reserved ddname.

**System action:** No default is used.

**Programmer response:** Correct the ddname, and rerun DBDGEN.

---

**DMAN270 REVERSE REFERENCE TO A PREVIOUS DATA SET GROUP IS ONLY VALID FOR HD ORGANIZATIONS**

**Explanation:** The label field of this DATASET statement refers back to a previous DATASET statement with the same label. This usage of the label field is only valid for HDAM and HIDAM. In particular, for HISAM, segments must be placed in each data set group according to their hierarchic position in the data structure.

**System action:** DBDGEN establishes the referenced data set group as the current data set group or, if there were DATASET statement operands specified, assumes this is a new data set group with a duplicate name field.

**Programmer response:** Correct the error, and rerun DBDGEN.

---

**DMAN275 ACCESS=LOGICAL MUST BE CODED IN THE DBD STATEMENT FOR A LOGICAL DATA SET**

**Explanation:** A DATASET statement was specified which indicates this is a LOGICAL database, but did not specify this on the DBD statement.

**System action:** DBDGEN assumes this is a LOGICAL database. If this is not the case, unpredictable results can occur.

**Programmer response:** Correct the error, and rerun DBDGEN.

---

**DMAN280 SCAN OPERAND IS INVALID**

**Explanation:** The entered value is not a decimal integer value, is less than zero, exceeds 255, or has been specified with a database type other than HDAM or HIDAM.

**System action:** No default is used.

**Programmer response:** Correct the SCAN operand, and rerun DBDGEN.

---

**DMAN290 FRSPC OPERAND IS INVALID**

**Explanation:** One of the following occurred:

- The operand has been specified with a database type other than HDAM or HIDAM.
- The operand contains more than 2 parameters.
- The first parameter was specified but was not zero or in the range from 2 to 100.
- The second parameter was not specified as a decimal number in the range from 0 to 99.

**System action:** No default is used.

**Programmer response:** Correct the FRSPC operand, and rerun DBDGEN.

---

**DMAN300 INVALID KEYWORD PARAMETERS SPECIFIED FOR ACCESS=xxx**

**Explanation:** One of the following occurred:

- For ACCESS=MSDB, an operand other than the REL operand was specified on the DATASET statement.
- For ACCESS not MSDB or DEDB, the REL, ROOT, or UOW keyword parameter was specified. These operands are exclusively MSDB/DEDB keyword parameters.

xxx in the message text identifies the access you specified.

**System action:** The invalid operands are ignored.

**Programmer response:** Remove the invalid operands or correct the DL/I Access Method, and rerun DBDGEN.

---

**DMAN305 ACCESS=LOGICAL ONLY ALLOWS A LOGICAL DATA SET TO BE SPECIFIED**

**Explanation:** You specified ACCESS=LOGICAL on the DBD statement, but a nonlogical DATASET statement was specified.

**System action:** No more operands on this DATASET statement are processed. This is a severe error which can cause unpredictable results.

**Programmer response:** Correct the error, and rerun DBDGEN.

---

**DMAN320 REL OPERAND IS OMITTED OR INVALID.**

**Explanation:** The REL operand is omitted or does not specify one of the following valid values: NO, TERM, FIXED, or DYNAMIC in the first value; and a 1-8 alphanumeric character in the second value for TERM, FIXED and DYNAMIC.

**System action:** The system continues to process the remaining statements.

**Programmer response:** Correct the REL operand, and rerun the DBDGEN.

---

**DMAN330 INVALID AREA STMT PLACEMENT FOR ACCESS=DEDB.**

**Explanation:** An AREA statement for a DBDGEN with ACCESS=DEDB must be placed after the DBD statement and preceding a SEGM statement in an input string.

**System action:** The system continues to process the parameter on the AREA statement and the remaining statements.

**Programmer response:** Correct the misplaced AREA statement, and rerun the DBDGEN.

---

**DMAN340 ROOT OPERAND IS OMITTED OR INVALID.**

**Explanation:** The ROOT operand is omitted or one of the following occurred:

- The operand did not contain two parameters.
- The first parameter was specified, but was not in the range of 2 through 32767.
- The second parameter was specified but was not greater than zero or less than the first parameter.

**System action:** The system continues to process the parameter on the AREA statement and the remaining statements.

**Programmer response:** Correct the ROOT operand, and rerun the DBDGEN.

---

**DMAN350 UOW OPERAND IS OMITTED OR INVALID.**

**Explanation:** You omitted the UOW operand, or one of the following occurred:

- The operand did not contain two parameters.
- The first parameter was specified but was not in the range of 2 through 32767.
- The second parameter was specified but was not greater than zero or less than the first parameter.

**System action:** The system continues to process the parameter on the AREA statement and the remaining statements.

**Programmer response:** Correct the UOW operand, and rerun the DBDGEN.

---

**DMAN355E AREA EXCEEDS 4 GIGABYTES LIMIT.**

**Explanation:** An AREA statement for a DBDGEN contained definitions that exceed the 4 gigabytes (4,294,967,296 ) limit of the area. The formula to calculate the size of the area is as followed:

$$\text{Area Size} = \text{CI Size} \times ((\#UOW+1) \times \text{Root Addr Part} + 2)$$

Each area has one extra reorganization unit of work (UOW) and 2 extra control intervals (CI).

This example shows an area definition that exceeds 4 gigabytes limit:

$$\begin{aligned} \text{AREA DD1} &= \text{D0010001,SIZE} \\ &=(8192),\text{UOW}=(42,15),\text{ROOT}=(12230,9746) \\ \text{Area Size} &= 8192 \times ((42+1) \times 12230 + 2) \\ &= 4,308,107,264 \end{aligned}$$

**System action:** DBDGEN terminates at the AREA statement with error.

**Programmer response:** Correct the AREA statement definitions, and rerun the DBDGEN.

---

**DMAN360 DATASET STMT IS INVALID FOR ACCESS=*access***

**Explanation:** The DATASET statement is not supported for HALDBs.

**System action:** The DATASET statement is ignored.

**Programmer response:** Delete the DATASET statement and rerun DBDGEN.

---

**DMAN400 OVERFLOW/OUTPUT RECORD SIZE CANNOT BE LESS THAN PRIME/INPUT RECORD SIZE.**

**Explanation:** The second value in the RECORD operand must always be greater than or equal to the first value.

**System action:** The given values are ignored.

**Programmer response:** Correct the RECORD operand, and rerun DBDGEN.

---

**DMAN420 RECORD/BLOCK SIZE EXCEEDS TRACK LENGTH**

**Explanation:** One of the following occurred:

- For HSAM, SHSAM, HISAM, or INDEX databases, the logical record size exceeds the maximum allowable block on a track or 32K bytes, whichever is smaller.
- For HDAM or HIDAM, the block size with or without overhead exceeds the maximum allowable block on a track or 32K bytes, whichever is smaller.

**System action:** The specified operand information is used in subsequent validity checking.

**Programmer response:** Correct the error, and rerun DBDGEN.

---

**DMAN425 BLOCK SIZE EXCEEDS TRACK LENGTH**

**Explanation:** For HISAM or INDEX databases, the block size specified cannot exceed the maximum allowable block on a track or 32K bytes, whichever is smaller.

**System action:** The specified operand information is used in subsequent validity checking.

**Programmer response:** Correct the error, and rerun DBDGEN.

---

**DMAN430 RECORD FORMAT IS OMITTED OR INVALID.**

**Explanation:** The RECFM= operand contains invalid values, or has been specified inappropriately. The valid values for this operand are: F/FB/V/VB/U.

**System action:** DBDGEN is terminated because of the operand errors.

---

**Programmer response:** Correct the errors, and resubmit the job.

---

**DMAN432 BLOCK AND SIZE OPERANDS ARE MUTUALLY EXCLUSIVE**

**Explanation:** Both a BLOCK operand value and a SIZE operand value were specified. This is invalid.

**System action:** The scan of the DATASET operands is terminated at the point the error is detected.

**Programmer response:** Correct the errors, and rerun DBDGEN.

---

**DMAN440 DEVICE AND MODEL OPERANDS ARE INAPPLICABLE TO GSAM.**

**Explanation:** The DEVICE and MODEL operands are invalid for a DBDGEN with ACCESS=GSAM.

**System action:** DBDGEN is terminated because of the operand error.

**Programmer response:** Correct the error, and resubmit the job.

---

**DMAN465 SPECIFICATION OF OVERFLOW/OUTPUT RECORD, BLOCK, OR SIZE OPERAND VALUE REQUIRES OVERFLOW/OUTPUT DDNAME BE GIVEN.**

**Explanation:** You specified an overflow or output logical record size, or a block or CI size without a ddname for the overflow or output data set being provided. For VSAM primary index (INDEX,VSAM) databases, no overflow logical record length (reclen2) parameter should be defined on the RECORD= operand since all index segments are inserted into the index KEY SEQUENCED DATA SET.

**System action:** The specified operand information is used in subsequent validity checking.

**Programmer response:** Correct the error, and rerun DBDGEN.

---

**DMAN470 {INPUT|OUTPUT} BLOCKING FACTOR FOR HSAM MUST BE 1. RESET TO 1**

**Explanation:** This is a warning message. The input blocking factor or the output blocking factor for HSAM was not specified as 1. HSAM always has unblocked format.

**System action:** If a logical record size was specified, it is reset based on the specified blocking factor.

**Programmer response:** No action is required.

---

---

**DMAN475 {INPUT|OUTPUT} LOGICAL RECORD SIZE RESET TO LRECL TIMES BLOCKING FACTOR**

**Explanation:** This is a warning message. The input blocking factor or the output blocking factor for HSAM was not specified as 1. HSAM always has unblocked format. The logical record size is reset based on the user specified blocking factor and a blocking factor of 1 is used in subsequent validity checking.

**System action:** The modified operand information is used in subsequent validity checking.

---

**DMAN490 RECORD OPERAND IS IGNORED FOR HD**

**Explanation:** This is a warning message. A RECORD operand value was specified. This is not valid for HDAM or HIDAM.

**System action:** The specified RECORD operand value is ignored.

**Programmer response:** No action is required.

---

**DMAN510 SEARCHA IS INSIGNIFICANT WITHOUT FREE BLOCK FREQ FACTOR**

**Explanation:** The free block frequency factor is missing on the FRSPC parameter of the DATASET macro. If you specify the SEARCHA parameter, you must also specify a free block frequency factor on the FRSPC parameter. These parameters work together.

**System action:** IMS ignores the SEARCHA parameter.

**User response:** If you did not intend to omit the free block frequency factor, provide a FRSPC value on the DATASET macro; then rerun DBDGEN.

---

**DMAN520 INVALID SEARCH ALGORITHM ID. DEFAULT TO 0**

**Explanation:** The value specified on the SEARCHA parameter of the DATASET macro is invalid.

**System action:** IMS assigns the SEARCHA parameter a default value of 0. The DBDGEN completes with a job step return code of 4 or more.

**User response:** If SEARCHA=0 is unacceptable, correct the SEARCHA specification; then rerun the DBDGEN.

---

**DMAN530 INVALID RECORD LENGTH SPECIFIED FOR ACCESS=(GSAM, BSAM) AND FOR RECFM=(V OR VB).**

**Explanation:** An invalid record length was specified on the RECORD parameter of the DATASET statement. The RECORD size must not exceed SIZE minus 6.

**User response:** Correct the RECORD size, and rerun DBDGEN.

---

**DMAN600 THE VALUE SPECIFIED ON THE REMARKS PARAMETER EXCEEDS 256 CHARACTERS.**

**Explanation:** The REMARKS parameter can accept a string of up to 256 characters. The comments currently entered on the REMARKS parameter exceed the 256-character limit.

**System action:** The DBD generation attempt fails with an MNOTE of 8.

**Programmer response:** Revise the comment string entered on the REMARKS parameter so that it is 256 characters or less and rerun the DBD Generation utility.

**Related reference:**

 DATASET statements (System Utilities)

---

**DMAN601 THE VALUE OF THE REMARKS PARAMETER CONTAINS INVALID CHARACTERS.**

**Explanation:** The comments specified on the REMARKS parameter in the DATASET statement contain one or more invalid characters.

The value specified on the REMARKS keyword cannot contain the following characters:

- Single quotation marks, except when they are used to enclose the full comment string. If a single quotation mark is entered before the end of the full comment string, the remainder of the comment string is truncated. The following examples show correct and incorrect usages of single quotation marks on the REMARKS keyword:

**CORRECT**

```
REMARKS='These remarks apply to the XYZ application'
```

**INCORRECT**

```
REMARKS='These remarks apply to the 'XYZ' application'
```

- Double quotation marks.
- Less than (<) symbols.
- Greater than (>) symbols.
- Ampersands (&).

**System action:** DBDGEN terminates. Subsequent statement validation continues.

**Programmer response:** Remove the invalid characters from the comments that are specified on the REMARKS parameter in the DATASET statement and run the DBDGEN utility again.

**Related reference:**

 DATASET statements (System Utilities)



---

## EXT messages for DBD Generation

This topic contains the following messages:

---

### EXT001      EXTERNAL REFERENCE TABLE FULL

**Explanation:** You specified more than 255 external databases or edit/compression routines, or both, in this DBDGEN.

**System action:** The first 254 are entered in the table. The 255th entry is overlaid by any entries larger than 255. The last database referenced is the 255th entry.

**Programmer response:** Correct the error, and rerun the DBDGEN.

**Explanation:** The FINISH statement was encountered before the DBDGEN statement. The DBDGEN statement must precede the FINISH statement in the DBD source.

**System action:** DBDGEN completes with a warning RC=04.

**User response:** Correct the error by changing the DBD source so that the DBDGEN statement precedes the FINISH statement and rerun DBDGEN.

**Programmer response:** Correct the error, and rerun the DBDGEN.

---

### FIN001      DBDGEN STATEMENT SHOULD PRECEDE THIS FINISH STATEMENT.

---

## FLD messages 100 to 615 for DBD Generation

This topic contains the following messages:

---

### FLD100      SEGM CARD MUST PRECEDE FIELD

**Explanation:** A SEGM statement must precede a FIELD statement in the sequence of input to DBDGEN.

**Programmer response:** Correct the error, and rerun DBDGEN.

statement had the SEQ parameter specified for the named segment.

**System action:** The specified operand information is used in subsequent validity checking.

**Programmer response:** Correct the error, and rerun DBDGEN.

---

### FLD110      NAME OPERAND IS OMITTED OR INVALID

**Explanation:** One of the following problems was encountered:

- The NAME operand was not specified.
- The NAME operand contains more than three parameters, or more than one parameter, but the second parameter is not SEQ.
- The NAME operand specifies a name value which exceeds 8 characters, or has invalid character content.
- The NAME operand specifies a third parameter value which is not M or U.
- An invalid sequence field has been specified for ACCESS=MSDB.
- A keyed DEDB-dependent segment specified M; however, only U is valid.

**System action:** The scan of the NAME operand is terminated at the point the error is detected.

**Programmer response:** Correct the error, and rerun the DBDGEN.

---

### FLD130      TYPE OPERAND IS INVALID

**Explanation:** You specified the TYPE operand with a value other than X, P, or C. If ACCESS=MSDB was specified on the DBD statement, the TYPE operand has been specified with a value other than X, P, C, F, or H. Or, this is an MSDB sequence field with a TYPE value other than X or C.

**System action:** The scan of the TYPE operand is terminated at the point the error is detected.

**Programmer response:** Correct the TYPE operand, and rerun DBDGEN.

---

### FLD120      SEGMENT name HAS MULTIPLE SEQUENCE FIELDS

**Explanation:** A segment can only have one sequence field, unless it is involved in a virtually paired bidirectional logical relationship. More than one FIELD

---

### FLD135      ALL SEQUENCE SUBFIELDS MUST HAVE THE SAME UNIQUE OR MULTIPLE SPECIFICATIONS

**Explanation:** Multiple sequence fields were specified for the current segment being processed, but some were defined as unique and others as nonunique.

**System action:** The specified operand information is used in subsequent validity checking.

**Programmer response:** Correct the error, and rerun DBDGEN.

---

### FLD140      NON-UNIQUE KEYS REQUIRE AN OVERFLOW DATA SET

**Explanation:** An index DBD with nonunique keys requires that an overflow data set ddname be coded on the DATASET macro.

**System action:** The specified operand information is used in subsequent validity checking.

**Programmer response:** Code an overflow data set ddname on the DATASET statement or specify unique keys on this FIELD statement.

**FLD145 NONUNIQUE KEYS WITH DOSCOMP ARE INVALID**

**Explanation:** You coded the FIELD macro with nonunique keys. The DBD indicated that this was DOS compatible. DOS/VS DL/I does not accept nonunique keys.

**System action:** IMS terminates the DBDGEN after checking all the following parameters.

**Programmer response:** Change the keys to unique keys.

**FLD150 BYTES OPERAND IS OMITTED OR INVALID**

**Explanation:** The BYTES operand is omitted or does not contain a self-defining term with a value less than or equal to 255 for non-system-related fields; for a /CK system-related field, the value must not exceed the length of the concatenated key of the index source segment. The BYTES operand cannot be zero or a negative value. If ACCESS=MSDB was specified on the DBD statement, the following field lengths are allowed:

- Type X bytes: 1-256
- Type P bytes: 1-16
- Type C bytes: 1-256
- Type F bytes: 4
- Type H bytes: 2

In addition, for an MSDB, a sequence field cannot exceed 240 bytes.

**System action:** The specified BYTES operand information is used in subsequent validity checking.

**Programmer response:** Correct the BYTES operand, and rerun DBDGEN.

**FLD155 NON-UNIQUE ROOT SEGMENT KEYS ARE INVALID WITH ACCESS=*access***

**Explanation:** You must specify unique root segment keys in the database type specified in the DBD statement .

**System action:** The specified operand information is used in subsequent validity checking.

**Programmer response:** Correct the error, and rerun DBDGEN.

**FLD160 START OPERAND IS OMITTED OR INVALID**

**Explanation:** You omitted the START operand in the FIELD statement, or it is not a positive numeric term within the maximum allowed. If this is an index DBDGEN, START must equal one if the SEQ parameter is coded on the FIELD statement.

**System action:** The specified START operand information is used in subsequent validity checking.

**Programmer response:** Correct the error, and rerun DBDGEN.

**FLD170 FIELD EXTENDS BEYOND DEFINED SEGMENT LENGTH**

**Explanation:** The value that you specified in the BYTES operand in the FIELD statement added to the value minus 1 specified in the START operand exceeds the value specified in the BYTES operand on the SEGM statement.

**System action:** Some of the specified operand information is used in subsequent validity checking.

**Programmer response:** Correct the errors, and rerun DBDGEN.

**FLD180 FIELD SPECIFICATION LIMIT EXCEEDED**

**Explanation:** One of the following errors occurred:

- The combined total of FIELD statements that include the **NAME** parameter and XDFLD statements exceeds 1,000 in the DBD.
- The combined total of all the following statements exceeds in the DBD:
  - FIELD statements that include the **NAME** parameter
  - FIELD statements that do not include the **NAME** parameter
  - XDFLD statements

**Programmer response:** Reduce the number of FIELD or XDFLD statements to less than or equal to 10000, and rerun DBDGEN.

Perform the following task to correct the error:

1. Reduce the number of FIELD statements, or XDFLD statements, or both to ensure the following conditions are true:
  - The combined total of FIELD statements that include the **NAME** parameter and XDFLD statements does not exceed 1,000.
  - The combined total of all FIELD statements and XDFLD statements does not exceed .
2. Rerun the DBDGEN utility.

---

**FLD190**     **DUPLICATE FIELD NAME IN SEGMENT** *name*

**Explanation:** The value specified in the NAME operand of this FIELD or XDFLD statement is a duplicate of one specified on another FIELD or XDFLD statement for this segment.

**Programmer response:** Ensure that each FIELD or XDFLD statement for a segment type has a unique name, and rerun DBDGEN.

---

**FLD200**     **SEGMENT FIELD LIMIT EXCEEDED**

**Explanation:** More than 255 FIELD or XDFLD statements have been defined in one segment.

**Programmer response:** Reduce the number of FIELD or XDFLD statements to less than or equal to 255 and rerun DBDGEN.

---

**FLD210**     **FIELD STATEMENT IS INVALID FOR PRECEDING SEGM**

**Explanation:** FIELD statements are invalid for nonpaired logical segments.

**Programmer response:** Remove the FIELD statements for this segment, and rerun DBDGEN.

---

**FLD220**     **SEQUENCE FIELD INVALID FOR PRECEDING SEGM**

**Explanation:** Sequence fields are invalid in an HD organization, if the segment does not contain TWIN, TWINBWD, HIER, or HIERBWD pointers.

**Programmer response:** Remove the SEQ keyword on this FIELD statement, or correct the SEGM statement, and rerun DBDGEN.

---

**FLD225**     **SEQUENCE FIELD SPECIFICATION IS INVALID**

**Explanation:** You specified a system-related field name as a sequence field. This is invalid.

**Programmer response:** Remove the SEQ parameter from this FIELD statement, and rerun DBDGEN.

---

**FLD230**     **SEQUENCE FIELDS MUST IMMEDIATELY FOLLOW SEGM**

**Explanation:** A FIELD or XDFLD statement containing the keyword SEQ must be the first FIELD or XDFLD statement following a SEGM statement as input to DBDGEN.

**Programmer response:** Ensure that the FIELD statements containing the SEQ keyword are in proper position in the input to DBDGEN, and rerun DBDGEN.

---

**FLD235**     **SYSTEM RELATED FIELD IS INVALID WITH ACCESS=*access***

**Explanation:** The DL/I database organization specified on the DBD statement does not allow /SX or /CK system related fields.

**System action:** The specified operand information is used in subsequent validity checking.

**Programmer response:** Correct the error, and rerun DBDGEN.

---

**FLD300**     **INVALID FIELD OVERLAP FOR MSDB DBDS.**

**Explanation:** One of the following occurred:

- The sequence field was specified as part of another field.
- The field contained an arithmetic field, but it did not contain the entire arithmetic field.
- The arithmetic field contained another field.
- If two fields fully overlap each other, the first one appears in the DBDGEN input stream and is defined as a containing field. The subsequent field is defined as a contained field.

**System action:** The system continues to process the parameter on the FIELD statement and the remaining statements.

**Programmer response:** Correct the START or BYTES operand on the FIELD statement, and rerun the DBDGEN.

---

**FLD600**     **NEITHER THE NAME PARAMETER NOR THE EXTERNALNAME PARAMETER IS SPECIFIED**

**Explanation:** Every FIELD statement must include either the NAME parameter, the EXTERNALNAME parameter, or both.

**System action:** The DBD generation attempt fails with an MNOTE of 8.

**Programmer response:** Specify a name for the field on either the NAME parameter or the EXTERNALNAME parameter in the FIELD statement and rerun the DBD Generation utility. To be able to specify the field name in an SSA, you must use the NAME parameter.

**Related reference:**

 FIELD statements (System Utilities)

---

**FLD601**     **DATATYPE = *xxxxxxx* IS NOT A VALID DATA TYPE.**

**Explanation:** The value specified on the DATATYPE parameter in the FIELD statement is not a valid value for the DATATYPE parameter.

In the message text:

xxxxxxx

The invalid value that is currently specified on the DATATYPE parameter.

**System action:** The DBD generation attempt fails with an MNOTE of 8.

**Programmer response:** Specify a valid value on the DATATYPE parameter and rerun the DBD Generation utility

**Related reference:**

 FIELD statements (System Utilities)

**FLD602** WHEN DATATYPE = *datatype*, BYTES=1 MUST BE SPECIFIED.

**Explanation:** The data type currently specified on the DATATYPE parameter requires field length of 1 byte.

In the message text:

*datatype*

The data type value that is currently specified on the DATATYPE parameter in the FIELD statement.

**System action:** The DBD generation attempt fails with an MNOTE of 8.

**Programmer response:** Specify a value of 1 on the BYTES parameter of the FIELD statement that includes the DATATYPE value shown in the message text.

**Related reference:**

 FIELD statements (System Utilities)

**FLD603** WHEN DATATYPE = *datatype*, BYTES=2 MUST BE SPECIFIED.

**Explanation:** The data type currently specified on the DATATYPE parameter requires field length of 2 bytes.

In the message text:


*datatype*

The data type value that is currently specified on the DATATYPE parameter in the FIELD statement.

**System action:** The DBD generation attempt fails with an MNOTE of 8.

**Programmer response:** Specify a value of 2 on the BYTES parameter of the FIELD statement that includes the DATATYPE value shown in the message text.

**Related reference:**

 FIELD statements (System Utilities)

**FLD604** WHEN DATATYPE = *datatype*, BYTES=4 MUST BE SPECIFIED.

**Explanation:** The data type currently specified on the DATATYPE parameter requires field length of 4 bytes.

In the message text:

*datatype*

The data type value that is currently specified on the DATATYPE parameter in the FIELD statement.

**System action:** The DBD generation attempt fails with an MNOTE of 8.

**Programmer response:** Specify a value of 4 on the BYTES parameter of the FIELD statement that includes the DATATYPE value shown in the message text.

**Related reference:**

 FIELD statements (System Utilities)

**FLD605** WHEN DATATYPE = *datatype*, BYTES=8 MUST BE SPECIFIED.

**Explanation:** The data type currently specified on the DATATYPE parameter requires field length of 8 bytes.

In the message text:

*datatype*

The data type value that is currently specified on the DATATYPE parameter in the FIELD statement.

**System action:** The DBD generation attempt fails with an MNOTE of 8.

**Programmer response:** Specify a value of 8 on the BYTES parameter of the FIELD statement that includes the DATATYPE value shown in the message text.

**Related reference:**

 FIELD statements (System Utilities)

**FLD606** WHEN DATATYPE = *datatype*, THE NAME PARAMETER IS NOT SUPPORTED.

**Explanation:** The specification of the DATATYPE= parameter that is shown in the message text is invalid when the NAME parameter is specified. To specify this data type, the EXTERNALNAME parameter must be used instead.

In the message text:

*datatype*

The data type value that is currently specified on the DATATYPE parameter in the FIELD statement.

**System action:** The DBD generation attempt fails with an MNOTE of 8.

**Programmer response:** In the FIELD statement that specifies the invalid data type, replace the NAME parameter with the EXTERNALNAME parameter.

**Related reference:**

 FIELD statements (System Utilities)

---

**FLD607**      **WHEN DATATYPE = *datatype*, THE EXTERNALNAME PARAMETER IS REQUIRED.**

**Explanation:** The specification of the DATATYPE= parameter that is shown in the message text requires the EXTERNALNAME parameter. The NAME parameter is not supported when this data type is specified.

In the message text:

*datatype*

The data type value that is currently specified on the DATATYPE parameter in the FIELD statement.

**System action:** The DBD generation attempt fails with an MNOTE of 8.

**Programmer response:** In the FIELD statement that specifies the invalid DATATYPE= specification, define the field name by specifying the EXTERNALNAME parameter. Do not specify the NAME parameter.

**Related reference:**

 FIELD statements (System Utilities)

---

**FLD608**      **THE PRECISION OR SCALE SPECIFICATION FOR DATATYPE=DECIMAL IS INVALID.**

**Explanation:** DATATYPE=DECIMAL(*pp,ss*) is specified in the FIELD statement and the value for *pp,ss*, or both is invalid. The precision or scale could be invalid because a non-numeric value was entered, 0 was entered for *pp*, or for another reason.

**System action:** The DBD generation attempt fails with an MNOTE of 8.

**Programmer response:** Correct the specifications of *pp* and *ss*. After the changes are complete, rerun the DBD Generation utility.

**Related reference:**

 FIELD statements (System Utilities)

---

**FLD609**      **THE SCALE VALUE CANNOT BE GREATER THAN THE PRECISION VALUE IN THE DECIMAL PARAMETER.**

**Explanation:** DATATYPE=DECIMAL(*pp,ss*) is specified in the FIELD statement and the value specified for the scale *ss* is greater than the value specified for the precision *pp*. The *ss* value must be less than or equal to the *pp* value.

**System action:** The DBD generation attempt fails with an MNOTE of 8.

**Programmer response:** Correct the specifications of *pp* and *ss*. After the changes are complete, rerun the DBD Generation utility.

**Related reference:**

 FIELD statements (System Utilities)

---

**FLD610**      **THE LENGTH OF THE EXTERNALNAME PARAMETER EXCEEDS 128.**

**Explanation:** The value specified on the EXTERNALNAME parameter exceeds 128 characters. External names must be 128 characters or less.

**System action:** The DBD generation attempt fails with an MNOTE of 8.

**Programmer response:** Specify an external name on the EXTERNALNAME parameter that is less than 128 characters and rerun the DBD Generation utility.

**Related reference:**

 FIELD statements (System Utilities)

---

**FLD611**      **THE VALUE OF THE EXTERNALNAME PARAMETER CONTAINS INVALID CHARACTERS.**

**Explanation:** The value specified on the EXTERNALNAME parameter contains invalid characters. An external name must be specified on the EXTERNALNAME parameter by using uppercase alphanumeric characters. The following additional characters are also allowed:

- \_ (underscore)
- \$
- #
- @

**System action:** The DBD generation attempt fails with an MNOTE of 8.

**Programmer response:** Specify an external name on the EXTERNALNAME parameter that includes only uppercase alphanumeric characters and, optionally, the underscore character.

**Related reference:**

 FIELD statements (System Utilities)

---

**FLD613**      **THE VALUE OF THE EXTERNALNAME PARAMETER IS NOT UNIQUE IN SEGMENT *xxxxxxx*.**

**Explanation:** The value specified on the EXTERNALNAME parameter is the same as the value specified on the NAME parameter or the EXTERNALNAME parameter in a FIELD statement that was previously read by the DBD Generation utility.

In the message text:

*xxxxxxx*

The segment that contains both of the fields that specify the same name.

**System action:** The DBD generation attempt fails with an MNOTE of 8.

**Programmer response:** Specify a unique external name for this field and rerun the DBD Generation utility.

**Related reference:**

 FIELD statements (System Utilities)

---

**FLD614 THE VALUE OF THE EXTERNALNAME PARAMETER CANNOT BEGIN WITH "DFS".**

**Explanation:** The value specified on the

EXTERNALNAME parameter begins with the characters DFS. The names that begin with DFS are reserved by IMS and cannot be used as an external name.

**System action:** The DBD generation attempt fails with an MNOTE of 8.

**Programmer response:** Specify an external name for this field that does not begin with DFS and rerun the DBD Generation utility.

**Related reference:**

 FIELD statements (System Utilities)

---

## FLD messages 616 to 649 for DBD Generation

This topic contains the following messages:

---

**FLD616 THE VALUE OF EXTERNALNAME CANNOT BE A RESERVED SQL KEYWORD.**


**Explanation:** The value specified on the EXTERNALNAME parameter is a reserved SQL keyword and cannot be used as an external name for a field.

**System action:** The DBD generation attempt fails with an MNOTE of 8.

**Programmer response:** Specify an external name for this field that is not a reserved SQL keyword and rerun the DBD Generation utility.

**Related reference:**

 FIELD statements (System Utilities)

 Portable SQL keywords restricted by the IMS Universal JDBC drivers (Application Programming)

---

**FLD617 THE VALUE OF REDEFINES, value IS NOT A PREVIOUSLY DEFINED FIELD IN SEGMENT segmname.**

**Explanation:** The value specified on the REDEFINES parameter must match the value specified on the EXTERNALNAME parameter in the FIELD statement of the field that is being redefined.

If the EXTERNALNAME parameter is not specified in the FIELD statement of the redefined field, the value on the NAME parameter can be used instead.

In the statement input order, the FIELD statement of the field that is being redefined must be coded before the FIELD statement that specifies the REDEFINES parameter.

In the message text:

*value* The value specified on the REDEFINES parameter.

*segmname*

The name of the segment in which a field with

a name that matches the value specified on the REDEFINES parameter must be found.

**System action:** The DBD generation attempt fails with an MNOTE of 8.

**Programmer response:** Check that the value of the REDEFINES parameter matches the value of either the NAME parameter or the EXTERNALNAME parameter of the field that is being redefined. If the values do not match, correct the error. If the values match, check that the FIELD statement of the field that is being redefined precedes the FIELD statement that specifies the REDEFINES parameter. If it does not, correct the order of the FIELD statements. After the corrections are complete, rerun the DBD Generation utility.

**Related reference:**

 FIELD statements (System Utilities)

---

**FLD618 REDEFINES=*fldname* IS INVALID BECAUSE THE REFERENCED FIELD SPECIFIES DATATYPE=ARRAY.**

**Explanation:** The field referenced on the REDEFINES parameter is defined as an array by DATATYPE=ARRAY. A field defined as an array cannot be redefined.

In the message text:

*fldname* The value specified on the REDEFINES parameter.

**System action:** The DBD generation attempt fails with an MNOTE of 8.

**Programmer response:** Check that the correct field name is specified on the REDEFINES parameter. If the field name on the REDEFINES parameter is correct, change the DATATYPE parameter in the FIELD statement of the field that is being redefined. After the corrections are complete, rerun the DBD Generation utility.

**Related reference:**



 FIELD statements (System Utilities)

---

**FLD619 THE VALUE OF BYTES IS LESS THAN THE BYTES FIELD OF THE REDEFINED FIELD *fldname*.**

**Explanation:** A field that is being redefined must have a size that is equal to or greater than the field that specifies the REDEFINES parameter.

In the message text:

*fldname* The value that is specified on the REDEFINES parameter.

**System action:** The DBD generation attempt fails with an MNOTE of 8.

**Programmer response:** Specify a value for the field that has the REDEFINES parameter to be less than or equal to the BYTES parameter of the field that is being redefined. After the corrections are complete, rerun the DBD Generation utility.

**Related reference:**

 FIELD statements (System Utilities)

---

**FLD620 THE VALUE OF THE MINOCCURS PARAMETER IS NOT A NUMERIC VALUE.**

**Explanation:** The value specified on the MINOCCURS parameter contains one or more non-numeric characters. Only the numeric characters 0 through 9 are supported.

**System action:** The DBD generation attempt fails with a MNOTE of 8.

**Programmer response:** Change the value of MINOCCURS so that it contains only numeric characters and rerun the DBD Generation utility.

**Related reference:**

 FIELD statements (System Utilities)

---


**FLD621 THE MINOCCURS PARAMETER IS VALID ONLY WHEN DATATYPE=ARRAY IS ALSO SPECIFIED.**

**Explanation:** The MINOCCURS parameter is specified, but the field is not defined as an array by DATATYPE=ARRAY. The MINOCCURS parameter defines the minimum number of times an array element occurs in an array and therefore is invalid for any data type other than ARRAY.

**System action:** The DBD generation attempt fails with a MNOTE of 8.

**Programmer response:** Either delete the MINOCCURS parameter from the FIELD statement or specify DATATYPE=ARRAY. Then, rerun the DBD Generation utility.

**Related tasks:**

 Defining arrays in DBD source statements (Database Administration)

**Related reference:**

 FIELD statements (System Utilities)

---


**FLD622 WHEN DATATYPE=ARRAY IS SPECIFIED, THE MINOCCURS PARAMETER IS REQUIRED.**

**Explanation:** DATATYPE=ARRAY is specified, but the MINOCCURS parameter is not specified. The MINOCCURS parameter defines the minimum number of times an array element can occur in an array and is required when DATATYPE=ARRAY is specified in a FIELD statement.

**System action:** The DBD generation attempt fails with a MNOTE of 8.

**Programmer response:** Specify the MINOCCURS parameter or change the value of the DATATYPE parameter and rerun the DBD Generation utility.

**Related tasks:**

 Defining arrays in DBD source statements (Database Administration)

**Related reference:**

 FIELD statements (System Utilities)

---

**FLD623 THE VALUE OF THE MAXOCCURS PARAMETER IS NOT A NUMERIC VALUE.**

**Explanation:** The value specified on the MAXOCCURS parameter contains one or more non-numeric characters. Only the numeric characters 0 through 9 are supported.

**System action:** The DBD generation attempt fails with a MNOTE of 8.

**Programmer response:** Change the value of MAXOCCURS so that it contains only numeric characters and rerun the DBD Generation utility.

**Related reference:**

 FIELD statements (System Utilities)

---


**FLD624 THE VALUE OF THE MAXOCCURS PARAMETER CANNOT BE 0.**

**Explanation:** The value of the MAXOCCURS parameter is specified as 0. The MAXOCCURS parameter defines the maximum number of times an array element can occur in an array. The value of MAXOCCURS must be greater than 0.

**System action:** The DBD generation attempt fails with a MNOTE of 8.

**Programmer response:** Specify a value greater than 0 on the MAXOCCURS parameter and rerun the DBD Generation utility.

**Related tasks:**

 Defining arrays in DBD source statements (Database Administration)

**Related reference:**

 FIELD statements (System Utilities)


**FLD625 WHEN DATATYPE=ARRAY IS SPECIFIED, THE MAXOCCURS PARAMETER IS REQUIRED.**

**Explanation:** DATATYPE=ARRAY is specified, but the MAXOCCURS parameter is not specified. The MAXOCCURS parameter defines the maximum number of times an array element can occur in an instance of an array and is required when DATATYPE=ARRAY is specified in a FIELD statement.

**System action:** The DBD generation attempt fails with a MNOTE of 8.

**Programmer response:** Specify the MAXOCCURS parameter or change the value of the DATATYPE parameter and rerun the DBD Generation utility.

**Related tasks:**

 Defining arrays in DBD source statements (Database Administration)

**Related reference:**

 FIELD statements (System Utilities)

**FLD626 THE VALUE OF MAXOCCURS IS LESS THAN THE VALUE OF MINOCCURS.**

**Explanation:** The value of the MAXOCCURS parameter must be equal to or greater than the MINOCCURS parameter. The MINOCCURS and MAXOCCURS parameters define the minimum and maximum number of array elements that can occur in an instance of an array field.

**System action:** The DBD generation attempt fails with a MNOTE of 8.

**Programmer response:** Correct the value of either the MINOCCURS or MAXOCCURS parameter in the FIELD statement and rerun the DBD Generation utility.

**Related reference:**

 FIELD statements (System Utilities)

**FLD627 THE DEPENDSON FIELD *fieldname* MUST HAVE A DATATYPE OF INT, SHORT, LONG, DECIMAL, BYTE, UBYTE, UINT, USHORT OR ULONG.**

**Explanation:** The data type of the control field that is specified on the DEPENDSON parameter is not defined

as INT, SHORT, LONG, DECIMAL, BYTE, UBYTE, UINT, USHORT, or ULONG. Because a control field that is specified on the DEPENDSON parameter contains a whole number that identifies how many array elements exist in an instance of an array, the DATATYPE parameter of the referenced field must have a value of INT, SHORT, LONG, DECIMAL, BYTE, UBYTE, UINT, USHORT, or ULONG.

In the message text:

*dfieldname*

The name of the control field that this field depends on to identify the number of array elements that this array field contains. The name of the control field is defined on the EXTERNALNAME parameter in the FIELD statement of the control field.

**System action:** The DBD generation attempt fails with a MNOTE of 8.

**Programmer response:** Check that the correct field name is specified on the DEPENDSON parameter. If the correct field name is specified, correct the value of the DATATYPE parameter of the referenced field and rerun the DBD Generation utility.

**Related reference:**

 FIELD statements (System Utilities)

**FLD628 FIELD *dfieldname* REFERENCED BY DEPENDSON MUST SPECIFY 0 FOR SS IN DATATYPE=DECIMAL(PP,SS).**

**Explanation:** In the FIELD statement of the control field specified on the DEPENDSON parameter, scale specified for the decimal datatype is not 0. The control field contains a whole number that determines how many times an array element occurs in an instance of an array; therefore, if DATATYPE=DECIMAL(*pp,ss*) is specified as the data type of the control field, a scale of 0 must be specified as the value of *ss*.

In the message text:

*dfieldname*

The name of the control field that this field depends on to identify the number of array elements that this array field contains. The name of the control field is defined on the EXTERNALNAME parameter in the FIELD statement of the control field.

**System action:** The DBD generation attempt fails with a MNOTE of 8.

**Programmer response:** Change the value of *ss* to 0 and rerun the DBD Generation utility.

**Related reference:**

 FIELD statements (System Utilities)



---

**FLD629      DEPENDSON IS REQUIRED IF  
MAXOCCURS AND MINOCCURS  
VALUES ARE DIFFERENT.**

**Explanation:** When the value of the MAXOCCURS parameter is greater than the value of the MINOCCURS parameter, the DEPENDSON parameter is required to reference a control field that specifies the number of array elements in a given instance of this field.

**System action:** The DBD generation attempt fails with a MNOTE of 8.

**Programmer response:** If the MINOCCURS and MAXOCCURS parameters are coded as intended, specify the DEPENDSON parameter. The value of the DEPENDSON parameter must reference a control field. If the control field is not yet defined, code a FIELD statement to define one. The FIELD statement of the control field must precede this FIELD statement in input order. Specify the name of the control field on the DEPENDSON parameter.

Alternatively, if you specify equal values on the MINOCCURS and MAXOCCURS parameters, you do not need to specify the DEPENDSON parameter.

After you correct the error, rerun the DBD Generation utility.

**Related reference:**

 FIELD statements (System Utilities)

---

**FLD630      THE VALUE OF DEPENDSON,  
*d fldname*, IS NOT A PREVIOUSLY  
DEFINED FIELD IN SEGMENT  
*segname*.**

**Explanation:** The value specified on the DEPENDSON parameter in the current FIELD statement does not match a value of the EXTERNALNAME parameter of any preceding FIELD statement in the DBD generation input. The value specified on the DEPENDSON parameter must match the EXTERNALNAME value of a FIELD statement that precedes this FIELD statement in the DBD generation input order.

In the message text:  
*d fldname*

The name of the control field that this field depends on to identify the number of array elements that this array field contains. The name of the control field is defined on the EXTERNALNAME parameter in the FIELD statement of the control field.

*segname*

The segment in which these fields are defined.

**System action:** The DBD generation attempt fails with an MNOTE of 8.

**Programmer response:** Correct field name on either the DEPENDSON parameter of the current FIELD

statement or on EXTERNALNAME parameter of the FIELD statement that defines the control field. In the input order of the DBD generation statements, confirm that the FIELD statement referenced by the DEPENDSON parameter precedes the FIELD statement that specifies the DEPENDSON parameters. When you are done, rerun the DBD Generation utility.

**Related reference:**

 FIELD statements (System Utilities)

---

**FLD631      THE DEPENDSON PARAMETER IS  
VALID ONLY WHEN  
DATATYPE=ARRAY IS ALSO  
SPECIFIED.**

**Explanation:** The DEPENDSON parameter is specified, but the field is not defined as an array by DATATYPE=ARRAY. The DEPENDSON parameter references a control field that identifies the number of array elements an instance of a variable-length array contains.

**System action:** The DBD generation attempt fails with a MNOTE of 8.

**Programmer response:** Either delete the DEPENDSON parameter from the FIELD statement or specify DATATYPE=ARRAY. Then, rerun the DBD Generation utility.

**Related reference:**

 FIELD statements (System Utilities)

---

**FLD632      THE VALUE OF MAXBYTES IN FIELD  
*c fldname* IS GREATER THAN THE  
BYTES OF PARENT *p fldname*.**

**Explanation:** A field that specifies another field as a parent cannot be larger than the parent field. The field *c fldname* in the message text specifies a byte size on the MAXBYTES parameter that is larger than the byte size that is specified for the parent field *p fldname*.

In the message text:

*c fldname*

The value of the EXTERNALNAME parameter of the child FIELD statement that contains the MAXBYTES parameter.

*p fldname*

The value of the EXTERNALNAME parameter of the parent FIELD statement that contains the BYTES parameter.

**System action:** The DBD generation attempt fails with a MNOTE of 8.

**Programmer response:** Adjust the value of MAXBYTES or the byte size of the parent field and rerun the DBD Generation utility.

**Related reference:**

 FIELD statements (System Utilities)

---

**FLD633** THE VALUE OF PARENT, *pfldname*, IS NOT A PREVIOUSLY DEFINED FIELD IN SEGMENT *segname*.

**Explanation:** The FIELD statement that defines the field referenced on the PARENT parameter must precede in the DBD generation input the FIELD statement that specifies the PARENT parameter.

In the message text:

*pfldname*

The name of the parent field, as defined by the EXTERNALNAME parameter in the FIELD statement of the parent field.

*segname*

The segment in which these fields are defined.

**System action:** The DBD generation attempt fails with a MNOTE of 8.

**Programmer response:** Move the FIELD statement that defines the parent field so that it precedes the FIELD statement that contains the PARENT parameter. If a FIELD statement does not exist for the referenced field, code one. When you are done, rerun the DBD Generation utility.

**Related reference:**

 FIELD statements (System Utilities)

---

**FLD634** THE PARENT FIELD *pfldname* MUST HAVE A DATATYPE OF ARRAY OR STRUCT.

**Explanation:** The PARENT parameter in the current FIELD statement specifies the external name of another field that is not defined as either a structure or an array. Only fields defined as a structure or an array can be specified on the PARENT parameter.

In the message text:

*pfldname*

The name of the parent field, as defined by the EXTERNALNAME parameter in the FIELD statement of the parent field.

**System action:** The DBD generation attempt fails with a MNOTE of 8.

**Programmer response:** In the FIELD statement of the field referenced by the PARENT parameter, specify DATATYPE=STRUCT or DATATYPE=ARRAY, as appropriate. Alternatively, delete the PARENT parameter from the FIELD statement that triggered this message. After you complete the changes, rerun the DBD Generation utility.

**Related reference:**

 FIELD statements (System Utilities)

---

**FLD635** THE VALUE OF CASENAME IS NOT A DFSCASE STATEMENT IN THE SEGMENT.

**Explanation:** The value of CASENAME must match the value specified on the NAME parameter of a DFSCASE statement that is coded before this FIELD statement in this segment. This error could be caused by any one of the following problems:

- A DFSCASE statement with that name is not defined in the segment
- A DFSCASE statement is defined with that name, but does not precede this FIELD statement in the input order
- The value specified on the CASENAME parameter is incorrect

**System action:** The DBD generation attempt fails with an MNOTE of 8.

**Programmer response:** Correct the name specified on the CASENAME parameter or code a DFSCASE statement before this FIELD statement in the input order that specifies the name CASENAME parameter. After you have corrected the error, rerun the DBD Generation utility.

**Related reference:**

 FIELD statements (System Utilities)

---

**FLD636** THE VALUE OF STARTAFTER, *fldname*, IS NOT A PREVIOUSLY DEFINED FIELD IN SEGMENT *segname*.

**Explanation:** The value specified on the STARTAFTER parameter must match the value of the EXTERNALNAME parameter of a FIELD statement that precedes the FIELD statement that contains the STARTAFTER parameter.

In the message text:

*fldname*

The name of the field that this field starts after, as defined by the EXTERNALNAME parameter in the FIELD statement of the parent field.

*segname*

The segment in which these fields are defined.

**System action:** The DBD generation attempt fails with a MNOTE of 8.

**Programmer response:** Correct the field name specified on the STARTAFTER parameter and rerun the DBD Generation utility.

**Related reference:**

 FIELD statements (System Utilities)

---

**FLD637      YOU CANNOT SPECIFY BOTH  
STARTAFTER AND START IN THE  
SAME FIELD STATEMENT.**

**Explanation:** The START and STARTAFTER parameters are mutually exclusive and cannot both be specified in the same FIELD statement. Use the START parameter when you can calculate the starting position of a field relative to the start of the segment. Use the STARTAFTER parameter when you cannot calculate the starting position of a field relative to the start of the segment and the field does not specify an array field on the PARENT parameter.

**System action:** The DBD generation attempt fails with a MNOTE of 8.

**Programmer response:** Remove either the START parameter or the STARTAFTER parameter as appropriate and rerun the DBD Generation utility.

**Related reference:**

 FIELD statements (System Utilities)

---

**FLD638      YOU CANNOT SPECIFY BOTH  
MAXBYTES AND BYTES IN THE  
SAME FIELD STATEMENT.**

**Explanation:** The BYTES and MAXBYTES parameters are mutually exclusive and cannot both be specified in the same FIELD statement. Use the MAXBYTES parameter only when a field is defined as either an array with a variable number of array elements or as a structure that contains an array with a variable number of array elements. In all other field types, use the BYTES parameter.

**System action:** The DBD generation attempt fails with a MNOTE of 8.

**Programmer response:** Remove either the BYTES parameter or the MAXBYTES parameter as appropriate and rerun the DBD Generation utility.

**Related reference:**

 FIELD statements (System Utilities)

---

**FLD639      THE VALUE OF THE MAXBYTES  
PARAMETER IS NOT A NUMERIC  
VALUE.**

**Explanation:** The value specified on the MAXBYTES parameter contains one or more non-numeric characters. Only the numeric characters 0 through 9 are supported.

**System action:** The DBD generation attempt fails with a MNOTE of 8.

**Programmer response:** Specify a numeric value on the MAXBYTES parameter and rerun the DBD Generation utility.

**Related reference:**

 FIELD statements (System Utilities)

---

**FLD640      THE VALUE OF THE MAXBYTES  
PARAMETER MUST BE GREATER  
THAN 0.**

**Explanation:** The MAXBYTES parameter specifies the maximum possible size of either an array field with a variable number of array elements or a structure that contains an array with a variable number of array elements. The value of MAXBYTES must be specified as a numeric value greater than 0.

**System action:** The DBD generation attempt fails with a MNOTE of 8.

**Programmer response:** Specify a numeric value on the MAXBYTES that is greater than 0 and rerun the DBD Generation utility.

**Related reference:**

 FIELD statements (System Utilities)

---

**FLD641      MAXBYTES IS INVALID IN THE  
CURRENT SPECIFICATION OF THE  
FIELD STATEMENT.**

**Explanation:** The MAXBYTES parameter can be specified only in a FIELD statement that defines a dynamic array or that defines a structure that contains a dynamic array. In all other FIELD statements, the BYTES parameter must be used.

A FIELD statement that defines a dynamic array must include the following parameters:


- EXTERNALNAME=*fldname*
- DATATYPE=ARRAY
- DEPENDSON=*cntrlfld*
- MINOCCURS=*min\_elmnts*
- MAXOCCURS=*max\_elmnts*

If the dynamic array is contained within a structure, the FIELD statement also includes the PARENT parameter with the name of the structure field specified. The FIELD statement that defines the structure specifies DATATYPE=STRUCT.

**System action:** The DBD generation attempt fails with a MNOTE of 8.

**Programmer response:** Either specify BYTES instead of MAXBYTES or change the FIELD statement to define a variable-length array or a structure. After the changes are complete, rerun the DBD Generation utility.

**Related concepts:**

 Defining DBD and PSB metadata to the generation utilities (Database Administration)

**Related reference:**

 FIELD statements (System Utilities)

---

**FLD642 THE MAXBYTES PARAMETER IS REQUIRED WHEN DATATYPE=ARRAY AND DEPENDSON ARE SPECIFIED.**

**Explanation:** The specification of DATATYPE=ARRAY and DEPENDSON=*cntrlfld* indicate that this FIELD statement defines a dynamic array, but the MAXBYTES parameter is not specified.


A FIELD statement for a dynamic array must include the following parameters:

- EXTERNALNAME=*fldname*
- DATATYPE=ARRAY
- DEPENDSON=*cntrlfld*
- MINOCCURS=*min\_elmnts*
- MAXOCCURS=*max\_elmnts*

**System action:** The DBD generation attempt fails with a MNOTE of 8.

**Programmer response:** If you are defining a dynamic array, specify the MAXBYTES parameter instead of the BYTES parameter. If you are defining a static array, remove the DEPENDSON parameter. After you are done modifying the parameters of the FIELD statement, rerun the DBD Generation utility.

**Related tasks:**

 Defining arrays in DBD source statements (Database Administration)

**Related reference:**

 FIELD statements (System Utilities)

---

**FLD643 NEITHER THE BYTES NOR THE MAXBYTES PARAMETER IS SPECIFIED.**

**Explanation:** A byte size for this field must be specified by using either the BYTES parameter or, if this field is defined as either a dynamic array or a structure that contains a dynamic array, the MAXBYTES parameter.

**System action:** The DBD generation attempt fails with a MNOTE of 8.

**Programmer response:** Specify the BYTES or MAXBYTES parameter and rerun the DBD Generation utility.

**Related reference:**

 FIELD statements (System Utilities)

---

**FLD644 THE VALUE SPECIFIED ON THE REMARKS PARAMETER EXCEEDS 256 CHARACTERS.**

**Explanation:** The REMARKS parameter can accept a string of up to 256 characters. The comments currently entered on the REMARKS parameter exceed the 256-character limit.

**System action:** The DBD generation attempt fails with an MNOTE of 8.

**Programmer response:** Revise the comment string entered on the REMARKS parameter so that it is 256 characters or less and rerun the DBD Generation utility.

**Related reference:**

 FIELD statements (System Utilities)

---


**FLD645 THE MAXOCCURS PARAMETER IS VALID ONLY WHEN DATATYPE=ARRAY IS SPECIFIED.**

**Explanation:** The MAXOCCURS parameter is specified, but the field is not defined as an array by DATATYPE=ARRAY. The MAXOCCURS parameter defines the maximum number of times an array element occurs in an array and therefore is invalid for any data type other than ARRAY.

**System action:** The DBD generation attempt fails with a MNOTE of 8.

**Programmer response:** Either delete the MAXOCCURS parameter from the FIELD statement or specify DATATYPE=ARRAY. Then, rerun the DBD Generation utility.

**Related tasks:**

 Defining arrays in DBD source statements (Database Administration)

**Related reference:**

 FIELD statements (System Utilities)

---


**FLD646 THE NAME PARAMETER CANNOT BE SPECIFIED ON FIELDS THAT ARE ELEMENTS OF AN ARRAY OR STRUCT.**

**Explanation:** The EXTERNALNAME parameter must be used instead of the NAME parameter in the current FIELD statement, because the name of an array field or structure field is specified on the PARENT parameter. A field that specifies an array or structure field as a parent is considered an element of that array or structure. An element of an array or structure can only have an external name.

**System action:** The DBD generation attempt fails with a MNOTE of 8.

**Programmer response:** Replace the NAME parameter with the EXTERNALNAME parameter and rerun the DBD Generation utility.

**Related concepts:**

 Defining DBD and PSB metadata to the generation utilities (Database Administration)

**Related reference:**

 FIELD statements (System Utilities)

---


**FLD647 YOU CANNOT SPECIFY BOTH STARTAFTER AND NAME IN THE SAME FIELD STATEMENT.**

**Explanation:** Both the NAME and STARTAFTER parameters are specified in the current FIELD statement, but the NAME and STARTAFTER parameters cannot both be specified in the same FIELD statement. For fields that require the STARTAFTER parameter, define the field name with the EXTERNALNAME parameter. For fields that require the NAME parameter, define the starting position with the START parameter.

**System action:** The DBD generation attempt fails with a MNOTE of 8.

**Programmer response:** Either replace the NAME parameter with the EXTERNALNAME parameter or replace the STARTAFTER parameter with the START parameter and rerun the DBD Generation utility.

**Related concepts:**

 Defining DBD and PSB metadata to the generation utilities (Database Administration)

**Related reference:**

 FIELD statements (System Utilities)

---

**FLD648 YOU CANNOT SPECIFY STARTAFTER OR START IN THE SAME FIELD STATEMENT WITH RELSTART.**

**Explanation:** The RELSTART parameter and either the

START parameter or the STARTAFTER parameter are specified in the current FIELD statement. RESTART, START, and STARTAFTER are all mutually exclusive. If one of the parameters is specified, the others cannot be specified.

**System action:** The DBD generation attempt fails with a MNOTE of 8.

**Programmer response:** Modify the FIELD statement so that only RELSTART, START, or STARTAFTER is used to define the starting position of the field and rerun the DBD Generation utility.

**Related reference:**

 FIELD statements (System Utilities)

---

**FLD649 THE VALUE OF RELSTART MUST BE A NUMERIC VALUE BETWEEN 1 AND 32767.**

**Explanation:** The value specified on the RELSTART parameter is not a numeric value between 1 and 32767.

**System action:** The DBD generation attempt fails with a MNOTE of 8.

**Programmer response:** Specify a value between 1 and 32767 on the RELSTART parameter and rerun the DBD Generation utility.

**Related reference:**

 FIELD statements (System Utilities)

---

## FLD messages 650 to 692 for DBD Generation

This topic contains the following messages:

---


**FLD650 A DFSMARSH STATEMENT MUST BE PRECEDED BY A FIELD STATEMENT.**

**Explanation:** A DFSMARSH statement must follow the FIELD statement to which it applies.

**System action:** The DBD generation attempt fails with an MNOTE of 8.


**Programmer response:** Modify the DBD generation input statements so that the DFSMARSH statement immediately follows the FIELD statement to which it applies. After you are done, rerun the DBD Generation utility.

**Related concepts:**

 Defining DBD and PSB metadata to the generation utilities (Database Administration)

**Related reference:**

 FIELD statements (System Utilities)

 DFSMARSH statements (System Utilities)

---

**FLD651 THE VALUE SPECIFIED ON THE URL PARAMETER EXCEEDS 256 CHARACTERS.**

**Explanation:** The URL parameter can accept a string of up to 256 characters. The value currently entered on the URL parameter exceed the 256-character limit.

**System action:** The DBD generation attempt fails with an MNOTE of 8.

**Programmer response:** Revise the value specified on the URL parameter so that it is 256 characters or less and rerun the DBD Generation utility.

**Related reference:**

 DFSMARSH statements (System Utilities)

---

**FLD652 THE ENCODING PARAMETER IS VALID ONLY WHEN INTERNALTYPECONVERTER=CHAR.**

**Explanation:** The ENCODING parameter is specified,



but INTERNALTYPECONVERTER=CHAR is not specified.

**System action:** The DBD generation attempt fails with an MNOTE of 8.

**Programmer response:** Either remove the ENCODING parameter from the DFSMARSH statement or specify INTERNALTYPECONVERTER=CHAR. After the changes are complete, rerun the DBD Generation utility.

**Related reference:**

 DFSMARSH statements (System Utilities)

**FLD653 THE VALUE SPECIFIED ON THE ENCODING PARAMETER EXCEEDS 25 BYTES.**

**Explanation:** The ENCODING parameter can accept a string of up to 25 characters. The value currently entered on the parameter exceeds that limit.

**System action:** The DBD generation attempt fails with an MNOTE of 8.

**Programmer response:** Revise the value specified on the ENCODING parameter so that it is 25 characters or less and rerun the DBD Generation utility.

**Related reference:**

 DFSMARSH statements (System Utilities)


**FLD654 THE VALUE SPECIFIED ON THE PATTERN PARAMETER EXCEEDS 50 CHARACTERS.**

**Explanation:** The PATTERN parameter can accept a string of up to 50 characters. The value currently entered on the parameter exceeds that limit.

**System action:** The DBD generation attempt fails with an MNOTE of 8.

**Programmer response:** Revise the value specified on the PATTERN parameter so that it is 50 characters or less and rerun the DBD Generation utility.

**Related reference:**

 DFSMARSH statements (System Utilities)

**FLD655 THE PATTERN PARAMETER IS VALID ONLY WHEN THE FIELD DATATYPE IS DATE, TIME, OR TIMESTAMP.**

**Explanation:** The PATTERN parameter is specified in the DFSMARSH statement, but the preceding FIELD statement to which the DFSMARSH statement applies does not specify DATE, TIME, or TIMESTAMP on the DATATYPE parameter.


**System action:** The DBD generation attempt fails with an MNOTE of 8.

**Programmer response:** Either remove the PATTERN

parameter from the DFSMARSH statement or change the value of DATATYPE in the preceding FIELD statement to DATE, TIME, or TIMESTAMP. When the changes are complete, rerun the DBD Generation utility.

**Related reference:**

 FIELD statements (System Utilities)

 DFSMARSH statements (System Utilities)


**FLD656 THE PATTERN PARAMETER IS VALID ONLY WHEN INTERNALTYPECONVERTER=CHAR.**

**Explanation:** The PATTERN parameter is specified in the DFSMARSH statement, but INTERNALTYPECONVERTER=CHAR is not specified.

**System action:** The DBD generation attempt fails with an MNOTE of 8.

**Programmer response:** In the DFSMARSH statement, either remove the PATTERN parameter or specify INTERNALTYPECONVERTER=CHAR. After the changes are complete, rerun the DBD Generation utility.

**Related reference:**

 DFSMARSH statements (System Utilities)


**FLD657 THE VALUE SPECIFIED ON THE PATTERN PARAMETER MUST BE ENCLOSED IN APOSTROPHES.**

**Explanation:** The value specified on the PATTERN parameter is not enclosed in single quotation marks. The PATTERN parameter requires single quotation marks around the specified value.

**System action:** The DBD generation attempt fails with an MNOTE of 8.

**Programmer response:** Add the single quotation marks and rerun the DBD Generation utility.

**Related reference:**

 DFSMARSH statements (System Utilities)

**FLD658 THE SEGMENT *segment1* SPECIFIED ON OVERFLOW DOES NOT SPECIFY *segment2* AS PARENT.**

**Explanation:** A segment that is specified on the OVERFLOW parameter of a DFSMARSH statement is used to store any remainder of an XML document that does not fit into the field that this DFSMARSH statement applies to. The SEGM statement that defines the overflow segment must specify the name of the segment that contains the applicable field on the PARENT parameter of the SEGM statement.

In the message text:  
*segment1*

The name of the segment that requires the

correction to the PARENT parameter in its SEGM statement. This is the segment that is used to contain any overflow portion of an XML document.




*segment2*

The segment name that must be specified on the PARENT parameter in the SEGM statement of *segment1*. This is the segment in which the XML-document field and the associated marshall attributes are defined.

**System action:** The DBD generation attempt fails with an MNOTE of 8.

**Programmer response:** Correct the specification of the PARENT parameter in the SEGM statement that defines the overflow segment or change the value of the OVERFLOW parameter to refer to a child segment of the current segment. When the corrections are complete, rerun the DBD Generation utility.

**Related reference:**

-  DFSMARSH statements (System Utilities)
-  FIELD statements (System Utilities)
-  SEGM statements (System Utilities)

---


**FLD659**      **YOU CANNOT SPECIFY BOTH INTERNALTYPECONVERTER AND USERTYPECONVERTER IN THE SAME DFSMARSH STATEMENT.**

**Explanation:** Both the INTERNALTYPECONVERTER and USERTYPECONVERTER parameters are specified in the current DFSMARSH statement. The parameters are mutually exclusive and cannot both be specified in the same DFSMARSH statement.

**System action:** The DBD generation attempt fails with an MNOTE of 8.

**Programmer response:** Remove either the INTERNALTYPECONVERTER parameter or the USERTYPECONVERTER parameter from the DFSMARSH statement and rerun the DBD Generation utility.

**Related reference:**

-  DFSMARSH statements (System Utilities)

---

**FLD660**      **FOR DATATYPES OF DATE/TIME/TIMESTAMP, THE ONLY VALID INTERNALTYPECONVERTER VALUES ARE LONG & CHAR.**



**Explanation:** The specification of the INTERNALTYPECONVERTER in the DFSMARSH statement is not consistent with the specification of the DATATYPE parameter in the preceding FIELD statement to which the DFSMARSH statement applies. The DATATYPE parameter in the FIELD statement is set to DATE, TIME, or TIMESTAMP, which requires the

INTERNALTYPECONVERTER parameter in the DFSMARSH statement to be set to LONG or CHAR.

**System action:** The DBD generation attempt fails with an MNOTE of 8.

**Programmer response:** Either change the value of the INTERNALTYPECONVERTER parameter in the DFSMARSH statement or change the value of the DATATYPE parameter in the preceding FIELD statement. When the changes are complete, rerun the DBD Generation utility.

**Related reference:**

-  FIELD statements (System Utilities)
-  DFSMARSH statements (System Utilities)

---

**FLD661**      **THE VALUE SPECIFIED ON THE INTERNALTYPECONVERTER PARAMETER IS NOT A SUPPORTED CONVERTER TYPE.**

**Explanation:** The INTERNALTYPECONVERTER supports the following converter types:

- ARRAY
- BINARY
- BIT
- BLOB
- BYTE
- CHAR
- CLOB
- DOUBLE
- FLOAT
- INT
- LONG
- PACKEDDECIMAL
- SHORT
- STRUCT
- XML\_CLOB
- ZONEDDECIMAL

**System action:** The DBD generation attempt fails with an MNOTE of 8.

**Programmer response:** Change the value of the INTERNALTYPECONVERTER parameter or use the USERTYPECONVERTER parameter instead. After your changes are complete, rerun the DBD Generation utility.

**Related reference:**

-  DFSMARSH statements (System Utilities)

---

**FLD662**      **AN INTERNALTYPECONVERTER OF PACKEDDECIMAL OR ZONEDDECIMAL MUST SPECIFY A DATATYPE OF DECIMAL.**

**Explanation:** The value of the INTERNALTYPECONVERTER parameter in the current DFSMARSH statement is PACKEDDECIMAL or ZONEDDECIMAL, but the preceding FIELD statement to which the DFSMARSH statement applies does not

specify DATATYPE=DECIMAL.


The PACKEDDECIMAL or ZONEDDECIMAL values can be specified on the INTERNALTYPECONVERTER parameter only when DATATYPE=DECIMAL is specified in the preceding FIELD statement.

**System action:** The DBD generation attempt fails with an MNOTE of 8.

**Programmer response:** Either change the value of the INTERNALTYPECONVERTER parameter in the DFSMARSH statement or change the value of the DATATYPE parameter in the preceding FIELD statement. When the changes are complete, rerun the DBD Generation utility.

**Related reference:**

 FIELD statements (System Utilities)

 DFSMARSH statements (System Utilities)

**FLD663 THE DATATYPE PARAMETER MUST BE SPECIFIED IF INTERNALTYPECONVERTER IS SPECIFIED.**


**Explanation:** The INTERNALTYPECONVERTER parameter is specified in the current DFSMARSH statement, but the preceding FIELD statement to which the DFSMARSH statement applies does not specify the DATATYPE parameter. To specify the INTERNALTYPECONVERTER parameter in the DFSMARSH statement, the DATATYPE parameter must be specified in the preceding FIELD statement with a value consistent with the value of the INTERNALTYPECONVERTER parameter.

**System action:** The DBD generation attempt fails with an MNOTE of 8.

**Programmer response:** Either delete the INTERNALTYPECONVERTER parameter in the DFSMARSH statement or specify the DATATYPE parameter in the preceding FIELD statement. When the changes are complete, rerun the DBD Generation utility.

**Related reference:**

 FIELD statements (System Utilities)

 DFSMARSH statements (System Utilities)

**FLD664 WHEN AN INTERNALTYPECONVERTER OF XML\_CLOB IS SPECIFIED, THE DATATYPE MUST BE XML.**

**Explanation:** The value of the INTERNALTYPECONVERTER parameter in the current DFSMARSH statement is XML\_CLOB, but the preceding FIELD statement to which this DFSMARSH statement applies does not specify DATATYPE=XML.

The XML\_CLOB value can be specified on the


INTERNALTYPECONVERTER parameter only when DATATYPE=XML is specified in the preceding FIELD statement.

**System action:** The DBD generation attempt fails with an MNOTE of 8.

**Programmer response:** Either change the value of the INTERNALTYPECONVERTER parameter in the DFSMARSH statement or change the value of the DATATYPE parameter in the preceding FIELD statement. When the changes are complete, rerun the DBD Generation utility.

**Related reference:**

 FIELD statements (System Utilities)

 DFSMARSH statements (System Utilities)

**FLD665 WHEN AN INTERNALTYPECONVERTER OF CLOB IS SPECIFIED, THE DATATYPE MUST BE BINARY.**

**Explanation:** The value of the INTERNALTYPECONVERTER parameter in the current DFSMARSH statement is CLOB, but the preceding FIELD statement to which this DFSMARSH statement applies does not specify DATATYPE=BINARY.


The CLOB value can be specified on the INTERNALTYPECONVERTER parameter only when DATATYPE=BINARY is specified in the preceding FIELD statement.

**System action:** The DBD generation attempt fails with an MNOTE of 8.

**Programmer response:** Either change the value of the INTERNALTYPECONVERTER parameter in the DFSMARSH statement or change the value of the DATATYPE parameter in the preceding FIELD statement. When the changes are complete, rerun the DBD Generation utility.

**Related reference:**

 FIELD statements (System Utilities)

 DFSMARSH statements (System Utilities)

**FLD666 AN INTERNALTYPECONVERTER OF xxxxxxxx MUST SPECIFY DATATYPE OF yyyyyyyy**

**Explanation:** The value of the INTERNALTYPECONVERTER parameter in the current DFSMARSH statement is not consistent with the value of the DATATYPE parameter in the preceding FIELD statement to which this DFSMARSH statement applies.

In the message text:  
xxxxxxx

The inconsistent value that is currently specified on the



INTERNALTYPECONVERTER parameter in the DFSMARSH statement.

yyyyyyyy

The inconsistent value that is currently specified on the DATATYPE parameter in the preceding FIELD statement.

**System action:** The DBD generation attempt fails with an MNOTE of 8.

**Programmer response:** Either change the value of the INTERNALTYPECONVERTER parameter in the DFSMARSH statement or change the value of the DATATYPE parameter in the preceding FIELD statement. When the changes are complete, rerun the DBD Generation utility.

**Related reference:**

 FIELD statements (System Utilities)

 DFSMARSH statements (System Utilities)

---

**FLD667 THE DATATYPE MUST BE BINARY FOR INTERNALTYPECONVERTER = BLOB.**

**Explanation:** The value of the INTERNALTYPECONVERTER parameter in the current DFSMARSH statement is BLOB, but the preceding FIELD statement to which this DFSMARSH statement applies does not specify DATATYPE=BINARY.

The BLOB value can be specified on the INTERNALTYPECONVERTER parameter only when DATATYPE=BINARY is specified in the preceding FIELD statement.

**System action:** The DBD generation attempt fails with an MNOTE of 8.

**Programmer response:** Either change the value of the INTERNALTYPECONVERTER parameter in the DFSMARSH statement or change the value of the DATATYPE parameter in the preceding FIELD statement. When the changes are complete, rerun the DBD Generation utility.

**Related reference:**

 FIELD statements (System Utilities)

 DFSMARSH statements (System Utilities)

---

**FLD668 WHEN INVOKING DFSMARSH, AN INTERNALTYPECONVERTER OR USERTYPECONVERTER MUST BE SPECIFIED.**

**Explanation:** The current DFSMARSH statement does not include either the INTERNALTYPECONVERTER parameter or the USERTYPECONVERTER parameter. The DFSMARSH statement requires that one of these two parameters be specified.

**System action:** The DBD generation attempt fails with an MNOTE of 8.

**Programmer response:** Specify either the INTERNALTYPECONVERTER parameter or the USERTYPECONVERTER parameter in the DFSMARSH statement. The type converter you specify must be consistent with the specification of DATATYPE parameter in the FIELD statement to which this DFSMARSH statement applies.

After your changes are complete, rerun the DBD Generation utility.

**Related reference:**

 FIELD statements (System Utilities)

 DFSMARSH statements (System Utilities)

---

**FLD669 AN INTERNALTYPECONVERTER OF CHAR MUST SPECIFY A DATATYPE OF CHAR, DATE, TIME OR TIMESTAMP.**

**Explanation:** The value of the INTERNALTYPECONVERTER parameter in the current DFSMARSH statement is CHAR, but the preceding FIELD statement to which the DFSMARSH statement applies does not specify CHAR, DATE, TIME, or TIMESTAMP on the DATATYPE parameter.

The CHAR value can be specified on the INTERNALTYPECONVERTER parameter only when CHAR, DATE, TIME, or TIMESTAMP is specified on the DATATYPE parameter in the preceding FIELD statement.

**System action:** The DBD generation attempt fails with an MNOTE of 8.

**Programmer response:** Either change the value of the INTERNALTYPECONVERTER parameter in the DFSMARSH statement or change the value of the DATATYPE parameter in the preceding FIELD statement. When the changes are complete, rerun the DBD Generation utility.

**Related reference:**

 FIELD statements (System Utilities)

 DFSMARSH statements (System Utilities)

---

**FLD670 AN INTERNALTYPECONVERTER OF LONG MUST SPECIFY A DATATYPE OF LONG, DATE, TIME OR TIMESTAMP.**

**Explanation:** The value of the INTERNALTYPECONVERTER parameter in the current DFSMARSH statement is LONG, but the preceding FIELD statement to which the DFSMARSH statement applies does not specify LONG, DATE, TIME, or TIMESTAMP on the DATATYPE parameter.

The LONG value can be specified on the INTERNALTYPECONVERTER parameter only when LONG, DATE, TIME, or TIMESTAMP is specified on the DATATYPE parameter in the preceding FIELD statement.

**System action:** The DBD generation attempt fails with an MNOTE of 8.

**Programmer response:** Either change the value of the INTERNALTYPECONVERTER parameter in the DFSMARSH statement or change the value of the DATATYPE parameter in the preceding FIELD statement. When the changes are complete, rerun the DBD Generation utility.

**Related reference:**

 FIELD statements (System Utilities)

 DFSMARSH statements (System Utilities)

**FLD671 THE BYTES VALUE MUST BE 1 FOR INTERNALTYPECONVERTER xxxxxxxx.**

**Explanation:** The value of the INTERNALTYPECONVERTER parameter in the current DFSMARSH statement requires a field length of 1 byte, but the preceding FIELD statement to which this DFSMARSH statement applies does not specify BYTES=1.

In the message text:  
xxxxxxx


The value that is currently specified on the INTERNALTYPECONVERTER parameter in the DFSMARSH statement.

**System action:** The DBD generation attempt fails with an MNOTE of 8.

**Programmer response:** Change the value of the BYTES parameter in the preceding FIELD statement or change the value of the INTERNALTYPECONVERTER parameter in the DFSMARSH statement. When the changes are complete, rerun the DBD Generation utility.

**Related reference:**

 FIELD statements (System Utilities)

 DFSMARSH statements (System Utilities)

**FLD672 THE BYTES VALUE MUST BE 2 FOR INTERNALTYPECONVERTER xxxxxxxx.**

**Explanation:** The value of the INTERNALTYPECONVERTER parameter in the current DFSMARSH statement requires a field length of 2 bytes, but the preceding FIELD statement to which this DFSMARSH statement applies does not specify BYTES=2.

In the message text:  
xxxxxxx

The value that is currently specified on the


INTERNALTYPECONVERTER parameter in the DFSMARSH statement.

**System action:** The DBD generation attempt fails with an MNOTE of 8.

**Programmer response:** Change the value of the BYTES parameter in the preceding FIELD statement or change the value of the INTERNALTYPECONVERTER parameter in the DFSMARSH statement. When the changes are complete, rerun the DBD Generation utility.

**Related reference:**

 FIELD statements (System Utilities)

 DFSMARSH statements (System Utilities)

**FLD673 THE BYTES VALUE MUST BE 4 FOR INTERNALTYPECONVERTER xxxxxxxx.**

**Explanation:** The value of the INTERNALTYPECONVERTER parameter in the current DFSMARSH statement requires a field length of 4 bytes, but the preceding FIELD statement to which this DFSMARSH statement applies does not specify BYTES=4.

In the message text:  
xxxxxxx

The value that is currently specified on the INTERNALTYPECONVERTER parameter in the DFSMARSH statement.

**System action:** The DBD generation attempt fails with an MNOTE of 8.

**Programmer response:** Change the value of the BYTES parameter in the preceding FIELD statement or change the value of the INTERNALTYPECONVERTER parameter in the DFSMARSH statement. When the changes are complete, rerun the DBD Generation utility.

**Related reference:**

 FIELD statements (System Utilities)

 DFSMARSH statements (System Utilities)

**FLD674 THE BYTES VALUE MUST BE 8 FOR INTERNALTYPECONVERTER xxxxxxxx.**

**Explanation:** The value of the INTERNALTYPECONVERTER parameter in the current DFSMARSH statement requires a field length of 8 bytes, but the preceding FIELD statement to which this DFSMARSH statement applies does not specify BYTES=8.

In the message text:  
xxxxxxx

The value that is currently specified on the INTERNALTYPECONVERTER parameter in the DFSMARSH statement.

**System action:** The DBD generation attempt fails with an MNOTE of 8.

**Programmer response:** Change the value of the BYTES parameter in the preceding FIELD statement or change the value of the INTERNALTYPECONVERTER parameter in the DFSMARSH statement. When the changes are complete, rerun the DBD Generation utility.

**Related reference:**

➞ FIELD statements (System Utilities)

➞ DFSMARSH statements (System Utilities)

**FLD675      OVERFLOW IS SPECIFIED, BUT THE FIELD IS NOT DEFINED WITH DATATYPE=XML.**

**Explanation:** OVERFLOW is specified on the DFSMARSH statement, but the DATATYPE value specified on the current FIELD statement is not XML. The OVERFLOW parameter is only valid on the DFSMARSH statement when the FIELD statement that it applies to specifies DATATYPE=XML.

**System action:** The DBD generation attempt fails with an MNOTE of 8.

**Programmer response:** Specify DATATYPE=XML on the FIELD statement or, if the OVERFLOW parameter is not needed, remove it from DFSMARSH. Rerun the DBD Generation utility.

**Related reference:**

➞ DFSMARSH statements (System Utilities)

➞ FIELD statements (System Utilities)

**FLD676      THE VALUE SPECIFIED ON THE USERTYPECONVERTER PARAMETER EXCEEDS 256 CHARACTERS.**

**Explanation:** The USERTYPECONVERTER parameter can accept a character string no greater than 256 characters.

**System action:** The DBD generation attempt fails with an MNOTE of 8.

**Programmer response:** Revise the value specified on the USERTYPECONVERTER parameter so that it is 256 characters or less and rerun the DBD Generation utility.

**Related reference:**

➞ DFSMARSH statements (System Utilities)

**FLD677      A NAME AND VALUE PAIR SPECIFIED ON THE PROPERTIES PARAMETER IS INCOMPLETE.**

**Explanation:** The specification of the name and value of a property on the PROPERTIES parameter is incomplete in the current DFSMARSH statement.

Each value specified on the PROPERTIES parameter must conform to the following format: *propertyname=propertyvalue*. If multiple properties are

specified, each name-and-value pair must be separated by a comma.

**System action:** The DBD generation attempt fails with an MNOTE of 8.

**Programmer response:** Correct the specification of the name and value of the property and rerun the DBD Generation utility.

**Related reference:**

➞ DFSMARSH statements (System Utilities)

**FLD678      THE PROPERTIES PARAMETER IS SPECIFIED BUT THE USERTYPECONVERTER PARAMETER IS NOT.**

**Explanation:** The USERTYPECONVERTER parameter is required when the PROPERTIES parameter is specified in a DFSMARSH statement.

**System action:** The DBD generation attempt fails with an MNOTE of 8.

**Programmer response:** In the DFSMARSH statement, either specify the USERTYPECONVERTER parameter or remove the PROPERTIES parameter. After the changes are complete, rerun the DBD Generation utility.

**Related reference:**

➞ DFSMARSH statements (System Utilities)

**FLD679      THE VALUE OF THE URL PARAMETER CONTAINS INVALID CHARACTERS.**

**Explanation:** The value specified on the URL parameter in the DFSMARSH statement contains one or more of the following invalid characters:

- Single and double quotation marks
- Blanks
- Less than (< ) and greater than (> ) symbols
- Ampersands (&)

**System action:** DBDGEN terminates. Subsequent statement validation continues.

**Programmer response:** Remove the invalid characters from the value specified on the URL parameter in the DFSMARSH statement and run the DBDGEN utility again.

**Related reference:**

➞ DFSMARSH statements (System Utilities)

**FLD680      THE VALUE OF THE USERTYPECONVERTER PARAMETER CONTAINS INVALID CHARACTERS.**

**Explanation:** The value specified on the USERTYPECONVERTER parameter in the DFSMARSH

statement contains one or more of the following invalid characters:

- Single and double quotation marks
- Blanks
- Less than (<) and greater than (>) symbols
- Ampersands (&)

**System action:** DBDGEN terminates. Subsequent statement validation continues.

**Programmer response:** Remove the invalid characters from the value specified on the USERTYPECONVERTER parameter in the DFSMARSH statement and run the DBDGEN utility again.

**Related reference:**

 DFSMARSH statements (System Utilities)

**FLD681 THE VALUE OF THE ENCODING PARAMETER CONTAINS INVALID CHARACTERS.**

**Explanation:** The value specified on the ENCODING parameter in the DFSMARSH statement contains one or more of the following invalid characters:

- Single and double quotation marks
- Blanks
- Less than (<) and greater than (>) symbols
- Ampersands (&)

**System action:** DBDGEN terminates. Subsequent statement validation continues.

**Programmer response:** Remove the invalid characters from the value specified on the ENCODING parameter in the DFSMARSH statement and run the DBDGEN utility again.

**Related reference:**

 DFSMARSH statements (System Utilities)

**FLD682 THE ONLY VALID VALUE FOR THE ISSIGNED PARAMETER IS Y OR N.**

**Explanation:** In the current DFSMARSH statement, the value of the ISSIGNED parameter is not either Y or N.

**System action:** The DBD generation attempt fails with an MNOTE of 8.

**Programmer response:** In the DFSMARSH statement, change the value of the ISSIGNED parameter to either Y or N. After the changes are complete, rerun the DBD Generation utility.

**Related reference:**

 DFSMARSH statements (System Utilities)

**FLD683 THE ISSIGNED PARAMETER IS VALID ONLY WHEN DATATYPE=DECIMAL ON THE FIELD STATEMENT.**

**Explanation:** The ISSIGNED parameter is specified in the current DFSMARSH statement, but the preceding FIELD statement to which this DFSMARSH statement applies does not specify DATATYPE=DECIMAL.


The ISSIGNED parameter can be specified only when DATATYPE=DECIMAL is specified in the preceding FIELD statement.

**System action:** The DBD generation attempt fails with an MNOTE of 8.

**Programmer response:** Either specify DATATYPE=DECIMAL in the preceding FIELD statement or delete the ISSIGNED parameter from the DFSMARSH statement. When the changes are complete, rerun the DBD Generation utility.

**Related reference:**

 FIELD statements (System Utilities)

 DFSMARSH statements (System Utilities)


**FLD684 THE VALUE SPECIFIED ON THE REMARKS PARAMETER IN THE DFSMARSH STATEMENT EXCEEDS 256 CHARACTERS.**

**Explanation:** The REMARKS parameter can accept a string of up to 256 characters. The comments currently entered on the REMARKS parameter exceed the 256-character limit.

**System action:** The DBD generation attempt fails with an MNOTE of 8.

**Programmer response:** Revise the comment string entered on the REMARKS parameter so that it is 256 characters or less and rerun the DBD Generation utility.

**Related reference:**

 DFSMARSH statements (System Utilities)

**FLD685 A NAME AND VALUE PAIR SPECIFIED ON THE PROPERTIES PARAMETER EXCEEDS 128.**


**Explanation:** A specification of the name and value of a property on the PROPERTIES parameter exceeds 128 characters in length.

Each name-and-value pair for each property must be 128 characters or less. If multiple properties are specified, the name-and-value pairs must be separated by a comma. The name and value of a property must be specified in the following format:  
*propertyname=propertyvalue*

**System action:** The DBD generation attempt fails with an MNOTE of 8.

**Programmer response:** Correct the specification of the name and value of the property and rerun the DBD Generation utility.

**Related reference:**

 DFSMARSH statements (System Utilities)

---

**FLD686 THE PROPERTIES PARAMETER CONTAINS INVALID CHARACTERS.**

**Explanation:** The value specified on the PROPERTIES parameter in the DFSMARSH statement contains one or more of the following invalid characters:

- Single and double quotation marks
- Blanks
- Less than (<) and greater than (>) symbols
- Ampersands (&)

**System action:** DBDGEN terminates. Subsequent statement validation continues.

**Programmer response:** Remove the invalid characters from the value specified on the PROPERTIES parameter in the DFSMARSH statement and run the DBDGEN utility again.

**Related reference:**

 DFSMARSH statements (System Utilities)

---

**FLD687 THE PATTERN PARAMETER CONTAINS INVALID CHARACTERS**

**Explanation:** The value specified on the PATTERN parameter in the DFSMARSH statement contains one or more invalid characters.

Except for single quotation marks that are used as delimiters for the keyword value, the value specified on the PATTERN parameter cannot contain the following characters:

- Single and double quotation marks
- Less than (<) and greater than (>) symbols
- Ampersands (&)

**System action:** DBDGEN terminates. Subsequent statement validation continues.

**Programmer response:** Remove the invalid characters from the value specified on the PATTERN parameter in the DFSMARSH statement and run the DBDGEN utility again.

**Related reference:**

 DFSMARSH statements (System Utilities)

---

**FLD692 YOU CANNOT SPECIFY BOTH STARTAFTER AND RELSTART IN THE SAME FIELD STATEMENT.**

**Explanation:** The RELSTART parameter and the STARTAFTER parameter are specified in the current FIELD statement. RESTART, START, and STARTAFTER are all mutually exclusive. If one of the parameters is specified, the others cannot be specified.

**System action:** The DBD generation attempt fails with a MNOTE of 8.

**Programmer response:** Modify the FIELD statement so that only RELSTART, START, or STARTAFTER is used to define the starting position of the field and rerun the DBD Generation utility.

**Related reference:**

 FIELD statements (System Utilities)



## FLD messages 700 to 999 for DBD Generation

This topic contains the following messages:

---


### FLD700 A DFSCASE STATEMENT MUST BE PRECEDED BY A DFSMAP STATEMENT.

**Explanation:** No DFSMAP statement is coded in the DBD generation input that precedes the current DFSCASE statement in the input order. The DFSMAP statement that a DFSCASE statement references on the MAPNAME parameter must precede the DFSCASE statement in the input order of the DBD generation statements.

**System action:** The DBD generation attempt fails with an MNOTE of 8.

**Programmer response:** Modify the DBD generation input statements so that the DFSCASE statement follows the DFSMAP statement that is specified on the MAPNAME parameter of the DFSCASE statement. After the changes are complete, rerun the DBD Generation utility.

**Related tasks:**

 Defining alternative field maps for a segment (Database Administration)

**Related reference:**

 DFSCASE statements (System Utilities)

 DFSMAP statements (System Utilities)

---

### FLD701 THE NAME PARAMETER IS REQUIRED ON A DFSCASE STATEMENT.

**Explanation:** The NAME parameter is not specified in the current DFSCASE statement. The NAME parameter is required.

**System action:** The DBD generation attempt fails with an MNOTE of 8.

**Programmer response:** Specify the NAME parameter in the DFSCASE statement and rerun the DBD Generation utility.

**Related reference:**

 DFSCASE statements (System Utilities)

---

### FLD702 THE VALUE SPECIFIED ON THE NAME PARAMETER IN THE DFSCASE STATEMENT EXCEEDS 128 CHARACTERS.

**Explanation:** The NAME parameter on a DFSCASE statement cannot accept a character string greater than 128 characters.

**System action:** The DBD generation attempt fails with an MNOTE of 8.

**Programmer response:** Revise the value specified on the NAME parameter so that it is 128 characters or less and rerun the DBD Generation utility.

**Related reference:**

 DFSCASE statements (System Utilities)

---

### FLD703 THE VALUE OF THE NAME PARAMETER IN THE DFSCASE STATEMENT CONTAINS INVALID CHARACTERS.

**Explanation:** The value specified on the NAME parameter of the current DFSCASE statement contains invalid characters. A DFSCASE name can be specified by using only the following characters:

- Alphabetic characters a through z and A through Z
- National characters @, \$, and #
- Digits 0 through 9
- Underscore character \_

**System action:** The DBD generation attempt fails with an MNOTE of 8.

**Programmer response:** Modify the value of the NAME parameter to include only valid characters and rerun the DBD generation utility.

**Related reference:**

 FIELD statements (System Utilities)

---

### FLD705 THE VALUE OF THE NAME PARAMETER IN THE DFSCASE STATEMENT CANNOT BEGIN WITH "DFS".

**Explanation:** The value specified on the NAME parameter in the current DFSCASE statement begins with the characters DFS. Names that begin with DFS are reserved by IMS and cannot be used as a name of a DFSCASE statement.

**System action:** The DBD generation attempt fails with an MNOTE of 8.

**Programmer response:** Specify a name for this DFSCASE statement that does not begin with DFS and rerun the DBD Generation utility.

**Related reference:**

 DFSCASE statements (System Utilities)

---

### FLD706 THE VALUE OF THE NAME PARAMETER IS NOT UNIQUE WITHIN THE DFSMAP STATEMENT.


**Explanation:** The name of the current DFSCASE statement is a duplicate of the name of another DFSCASE statement that specifies the same DFSMAP statement on the MAPNAME parameter.

A DFSCASE statement name must be unique within a set of DFSCASE statements that reference the same DFSMAP statement.

**System action:** The DBD generation attempt fails with an MNOTE of 8.

**Programmer response:** Specify a unique name for this DFSCASE statement and rerun the DBD Generation utility.

**Related tasks:**

 Defining alternative field maps for a segment (Database Administration)

**Related reference:**

 DFSCASE statements (System Utilities)

 DFSMAP statements (System Utilities)


**FLD707 THE CASEID PARAMETER IS REQUIRED ON A DFSCASE STATEMENT.**

**Explanation:** The CASEID parameter is not specified in the current DFSCASE statement. A CASEID parameter is required.

**System action:** The DBD generation attempt fails with an MNOTE of 8.

**Programmer response:** Specify the CASEID parameter in the DFSCASE statement and rerun the DBD Generation utility.

**Related tasks:**

 Defining alternative field maps for a segment (Database Administration)

**Related reference:**

 DFSCASE statements (System Utilities)

**FLD710 THE VALUE OF THE CASEID PARAMETER IN THE DFSCASE STATEMENT CONTAINS INVALID CHARACTERS.**

**Explanation:** The value that is specified on the CASEID parameter of the current DFSCASE statement contains invalid characters.

Depending on the value of the CASEIDTYPE parameter, the characters that you can use in a DFSCASE statement name are different.

When CASEIDTYPE=C, a DFSCASE name can contain the following characters:

- Alphabetic characters a through z and A through Z
- Digits 0 through 9

- National characters @, \$, and #
- Underscore character \_

When CASEIDTYPE=X, a DFSCASE name can contain only the following characters:

- Alphabetic characters a through z and A through Z
- Digits 0 through 9

**System action:** The DBD generation attempt fails with an MNOTE of 8.

**Programmer response:** Modify the value of the CASEID parameter to include only valid characters and rerun the DBD generation utility.

**Related reference:**

 FIELD statements (System Utilities)

**FLD711 THE VALUE OF THE CASEID PARAMETER CANNOT BEGIN WITH DFS.**

**Explanation:** The value specified on the CASEID parameter in the current DFSCASE statement begins with the characters DFS. Values that begin with DFS are reserved by IMS and cannot be used as an ID of a DFSCASE statement.

**System action:** The DBD generation attempt fails with an MNOTE of 8.

**Programmer response:** Specify an ID for this DFSCASE statement that does not begin with DFS and rerun the DBD Generation utility.

**Related reference:**

 DFSCASE statements (System Utilities)

**FLD712 THE LENGTH OF THE CASEID PARAMETER EXCEEDS 128.**

**Explanation:** The CASEID parameter on a DFSCASE statement cannot accept a character string greater than 128 characters.

**System action:** The DBD generation attempt fails with an MNOTE of 8.

**Programmer response:** Revise the value specified on the CASEID parameter so that the length is 128 characters or less and rerun the DBD Generation utility.

**Related reference:**

 DFSCASE statements (System Utilities)

**FLD713 "C" OR "X" IS THE ONLY VALID VALUE FOR THE CASEIDTYPE PARAMETER.**

**Explanation:** In the current DFSCASE statement, the value of the CASEIDTYPE parameter is not C or X.


A value of C indicates that the ID of the DFSCASE

statement is specified as character data. A value of X indicates that the ID of the DFSCASE statement is specified as hexadecimal data.

**System action:** The DBD generation attempt fails with an MNOTE of 8.

**Programmer response:** In the DFSCASE statement, change the value of the CASEIDTYPE parameter to either C or X. After the changes are complete, rerun the DBD Generation utility.

**Related reference:**

 DFSMARSH statements (System Utilities)

**FLD714 THE CASEIDTYPE PARAMETER IS REQUIRED ON A DFSCASE STATEMENT.**


**Explanation:** The CASEIDTYPE parameter is not specified in the current DFSCASE statement.

A CASEIDTYPE parameter, which indicates whether the value of the CASEID parameter is a character or hexadecimal value, is required.

**System action:** The DBD generation attempt fails with an MNOTE of 8.

**Programmer response:** Specify the CASEIDTYPE parameter in the DFSCASE statement and rerun the DBD Generation utility.

**Related tasks:**

 Defining alternative field maps for a segment (Database Administration)

**Related reference:**

 DFSCASE statements (System Utilities)

**FLD715 THE MAPNAME PARAMETER IS REQUIRED ON A DFSCASE STATEMENT.**


**Explanation:** The MAPNAME parameter is not specified in the current DFSCASE statement.

The MAPNAME parameter, which specifies the DFSMAP statement that this DFSCASE statement belongs to, is required.

**System action:** The DBD generation attempt fails with an MNOTE of 8.

**Programmer response:** Specify the MAPNAME parameter in the DFSCASE statement and rerun the DBD Generation utility.

**Related tasks:**

 Defining alternative field maps for a segment (Database Administration)

**Related reference:**

 DFSCASE statements (System Utilities)

 DFSMAP statements (System Utilities)

**FLD716 THE VALUE OF MAPNAME, *dfsmapnm*, DOES NOT MATCH ANY PREVIOUSLY DEFINED DFSMAP NAMES.**

**Explanation:** The name specified on the MAPNAME parameter of the current DFSCASE statement does not match the name of any DFSMAP statement in the preceding DBD generation input.

The value specified on the MAPNAME parameter must match the value specified on the NAME parameter of a DFSMAP statement that precedes this DFSCASE statement in the DBD generation input.

In the message text:


*dfsmapnm*

The value that is currently specified on the MAPNAME parameter of the DFSCASE statement.

**System action:** The DBD generation attempt fails with an MNOTE of 8.

**Programmer response:** Correct the name on either the MAPNAME parameter of the DFSCASE statement or the NAME parameter of the DFSMAP statement. Confirm that the DFSMAP statement with the matching name precedes the DFSCASE statement in the DBD generation input. After the changes are complete, rerun the DBD Generation utility.

**Related tasks:**

 Defining alternative field maps for a segment (Database Administration)

**Related reference:**

 DFSCASE statements (System Utilities)

 DFSMAP statements (System Utilities)

**FLD717 THE VALUE SPECIFIED ON THE REMARKS PARAMETER IN THE DFSCASE STATEMENT EXCEEDS 256 CHARACTERS.**

**Explanation:** The REMARKS parameter can accept a string of up to 256 characters. The comments currently entered on the REMARKS parameter exceed the 256-character limit.

**System action:** The DBD generation attempt fails with an MNOTE of 8.

**Programmer response:** Revise the comment string entered on the REMARKS parameter so that it is 256 characters or less and rerun the DBD Generation utility.

**Related reference:**

 DFSCASE statements (System Utilities)



---

**FLD730      A DFSMAP STATEMENT WAS ENTERED WITHOUT A DFSCASE STATEMENT.**

**Explanation:** No DFSCASE statements are specified in the DBD generation input. When no DFSCASE statements are specified, a DFSMAP statement is not needed.


A DFSCASE statement defines a *map case*, an alternative field map for a segment. A DFSMAP statement links a set of map cases to a control field that determines which map case is in effect in a given instance of a segment.

No DFSCASE statements are specified in the DBD generation input, a DFSMAP statement is not needed.

**System action:** The DBD generation attempt fails with an MNOTE of 8.

**Programmer response:** Either code at least one DFSCASE statement or delete the DFSMAP statement. After the changes are complete, rerun the DBD Generation utility.

**Related tasks:**

 Defining alternative field maps for a segment (Database Administration)

**Related reference:**

 DFSCASE statements (System Utilities)

 DFSMAP statements (System Utilities)

---

**FLD731      THE NAME PARAMETER IS REQUIRED ON THE DFSMAP STATEMENT.**

**Explanation:** The NAME parameter is not specified in the current DFSMAP statement. The NAME parameter is required.

**System action:** The DBD generation attempt fails with an MNOTE of 8.

**Programmer response:** Specify the NAME parameter in the DFSMAP statement and rerun the DBD Generation utility.

**Related reference:**

 DFSMAP statements (System Utilities)

---

**FLD732      THE VALUE SPECIFIED ON THE NAME PARAMETER IN THE DFSMAP STATEMENT EXCEEDS 128 CHARACTERS.**

**Explanation:** The NAME parameter on a DFSMAP statement cannot accept a character string greater than 128 characters.

**System action:** The DBD generation attempt fails with an MNOTE of 8.

**Programmer response:** Revise the value specified on the NAME parameter so that it is 128 characters or less and rerun the DBD Generation utility.

**Related reference:**

 DFSMAP statements (System Utilities)

---

**FLD733      THE VALUE OF THE NAME PARAMETER IN THE DFSMAP STATEMENT CONTAINS INVALID CHARACTERS.**

**Explanation:** The value specified on the NAME parameter of the current DFSMAP statement contains invalid characters. A DFSMAP name can be specified by using only the following characters:

- Alphabetic characters a through z and A through Z
- National characters @, \$, and #
- Digits 0 through 9
- Underscore character \_

**System action:** The DBD generation attempt fails with an MNOTE of 8.

**Programmer response:** Modify the value of the NAME parameter to include only valid characters and rerun the DBD generation utility.

**Related reference:**

 DFSMAP statements (System Utilities)

---

**FLD734      THE VALUE OF THE NAME PARAMETER IN THE DFSCASE STATEMENT IS NOT UNIQUE IN SEGMENT.**

**Explanation:** The value specified on the NAME parameter of the current DFSCASE statement is not unique within the current segment.

**System action:** The DBD generation attempt fails with an MNOTE of 8.

**Programmer response:** Specify a unique name for this DFSCASE statement and rerun the DBD Generation utility.

**Related reference:**

 DFSCASE statements (System Utilities)

---

**FLD735      THE VALUE OF THE NAME PARAMETER IN THE DFSMAP STATEMENT CANNOT BEGIN WITH DFS.**

**Explanation:** The value specified on the NAME parameter in the current DFSMAP statement begins with the characters DFS. Names that begin with DFS are reserved by IMS and cannot be used as a name of a DFSMAP statement.

**System action:** The DBD generation attempt fails with an MNOTE of 8.

**Programmer response:** Specify a name for this DFSMAP statement that does not begin with DFS and rerun the DBD Generation utility.

**Related reference:**

 DFSMAP statements (System Utilities)

**FLD738 THE VALUE OF DEPENDONGON, *dflname*, DOES NOT MATCH ANY PREVIOUSLY DEFINED FIELD NAMES.**

**Explanation:** The field name specified on the DEPENDONGON parameter of the current DFSMAP statement does not match the field name specified on any FIELD statement in the preceding DBD generation input.

The FIELD statement referenced on the DEPENDONGON parameter must be coded before the DFSMAP statement in the DBD generation input order.


In the message text:  
*dflname*

The name of the control field that determines which DFSCASE statement is used in an instance of the segment. The name of the control field is the value of the EXTERNALNAME parameter in the FIELD statement that defines the control field.

**System action:** The DBD generation attempt fails with an MNOTE of 8.

**Programmer response:** Correct field name on either the DEPENDONGON parameter of the DFSMAP statement or on EXTERNALNAME parameter of the FIELD statement that defines the field referenced by the DEPENDONGON parameter. Confirm that the FIELD statement referenced by the DEPENDONGON parameter precedes the DFSMAP statement in the input order of the DBD generation statements. When you are done, rerun the DBD Generation utility.

**Related tasks:**

 Defining alternative field maps for a segment (Database Administration)

**Related reference:**

 DFSMAP statements (System Utilities)

**FLD739 THE DEPENDONGON PARAMETER IS REQUIRED ON A DFSMAP STATEMENT.**

**Explanation:** The required DEPENDONGON parameter is not specified in the current DFSMAP statement.

The DEPENDONGON parameter specifies the name of a control field. In a segment instance, the control field

contains the case ID of the DFSCASE statement that maps the fields in the segment instance.

**System action:** The DBD generation attempt fails with an MNOTE of 8.

**Programmer response:** Specify the DEPENDONGON parameter in the DFSMAP statement and rerun the DBD Generation utility.

**Related reference:**

 DFSMAP statements (System Utilities)

**FLD740 THE LENGTH OF THE REMARKS PARAMETER ON THE DFSMAP STATEMENT EXCEEDS 256 CHARACTERS.**

**Explanation:** The REMARKS parameter can accept a string of up to 256 characters. The comments currently entered on the REMARKS parameter exceed the 256-character limit.

**System action:** The DBD generation attempt fails with an MNOTE of 8.

**Programmer response:** Revise the comment string entered on the REMARKS parameter so that it is 256 characters or less and rerun the DBD Generation utility.

**Related reference:**

 DFSMAP statements (System Utilities)

**FLD741 THE LENGTH OF THE CASEID VALUE MUST BE TWICE THE BYTE LENGTH OF FIELD *dflname*.**

**Explanation:** The byte length of the control field that is identified in the message text does not support the length of the hexadecimal CASEID value that is defined in the current DFSCASE statement. The length of the hexadecimal CASEID value must be exactly twice the byte length of the control field.


In the message text:  
*dflname*

The external name of the control field, as specified on the DEPENDONGON parameter of the DFSMAP statement.

**System action:** The DBD generation attempt fails with an MNOTE of 8.

**Programmer response:** Either change the value specified on the BYTES parameter of the FIELD statement that defines the control field or change the value of the CASEID parameter so that it is twice the byte length of the control field. After the changes are complete, rerun the DBD Generation utility.

**Related tasks:**

 Defining alternative field maps for a segment (Database Administration)

**Related reference:**

➤ DFSMAP statements (System Utilities)

➤ DFSCASE statements (System Utilities)

---

**FLD742 THE LENGTH OF THE CASEID PARAMETER MUST NOT BE GREATER THAN THE LENGTH OF THE DEPENDINGON FIELD *dflname*.**

**Explanation:** The byte length of the control field that is identified in the message text is too short to support the CASEID value that is defined in the current DFSCASE statement. The byte length of the control field must be equal to or greater than the length of the CASEID.

In the message text:

*dflname*

The external name of the control field, as specified on the DEPENDINGON parameter of the DFSMAP statement.

**System action:** The DBD generation attempt fails with an MNOTE of 8.

**Programmer response:** Either change the value specified on the BYTES parameter of the FIELD statement that defines the control field or change the value of the CASEID parameter so that it is less than or equal to the byte length of the control field. After the changes are complete, rerun the DBD Generation utility.

**Related tasks:**

➤ Defining alternative field maps for a segment (Database Administration)

**Related reference:**

➤ DFSMAP statements (System Utilities)

➤ DFSCASE statements (System Utilities)

---

**FLD743 THE VALUE OF THE REMARKS PARAMETER CONTAINS INVALID CHARACTERS.**

**Explanation:** The comments specified on the REMARKS parameter in the DFSCASE statement contain one or more invalid characters.

The value specified on the REMARKS keyword cannot contain the following characters:

- Single quotation marks, except when they are used to enclose the full comment string. If a single quotation mark is entered before the end of the full comment string, the remainder of the comment string is truncated. The following examples show correct and incorrect usages of single quotation marks on the REMARKS keyword:

**CORRECT**

REMARKS='These remarks apply to the XYZ application'

**INCORRECT**

REMARKS='These remarks apply to the 'XYZ' application'

- Double quotation marks.
- Less than (<) symbols.
- Greater than (>) symbols.
- Ampersands (&).

**System action:** DBDGEN terminates. Subsequent statement validation continues.

**Programmer response:** Remove the invalid characters from the comments that are specified on the REMARKS parameter in the DFSCASE statement and run the DBDGEN utility again.

**Related reference:**

➤ DFSCASE statements (System Utilities)

---

**FLD751 THE SPECIFIED BYTE SIZE OF A STRUCTURE OR ARRAY IS LESS THAN THE TOTAL SIZE OF ALL FIELDS THAT IT CONTAINS**

**Explanation:** The total byte size of all fields that specify this field as parent is greater than the byte size specified for this field on the MAXBYTES parameter.

If this field is defined as an array by DATATYPE=ARRAY, the value specified on MAXBYTES must be greater than the sum total byte size of all fields that specify the array field as a parent, multiplied by the number specified on the MAXOCCURS parameter.

If this field is defined as a structure by DATATYPE=STRUCT, the value specified on MAXBYTES must be greater than the sum total byte size of all fields that specify the structure field as a parent.

**System action:** The DBD generation attempt fails with a MNOTE of 8.

**Programmer response:** Adjust the value specified on the MAXBYTES parameter of this field, or adjust the byte sizes of the fields that specify this field as a parent. After the changes are complete, rerun the DBD Generation utility.

**Related concepts:**

➤ Defining DBD and PSB metadata to the generation utilities (Database Administration)

**Related reference:**

➤ FIELD statements (System Utilities)

---

**FLD752 THE BYTES VALUE AND THE PRECISION VALUE IN THE DECIMAL PARAMETER ARE INCONSISTENT FOR FIELD *dflname*.**

**Explanation:** The byte size of the field that is named

in the message text is not consistent with the precision (*pp*) value that is specified in DATATYPE=DECIMAL(*pp,ss*).

In the message text:  
*fldname* The name of the field that contains the error.

**System action:** The DBD generation attempt fails with a MNOTE of 8.

**Programmer response:** Adjust either the value specified on the BYTES parameter of this field, or adjust the precision specified on DATATYPE=DECIMAL(*pp,ss*).

**Related reference:**

 FIELD statements (System Utilities)

**FLD753 THE VALUE OF START IS NOT EQUAL TO THE START FIELD OF THE REDEFINED FIELD *fldname*.**

**Explanation:** The starting offset of a field that redefines another field is not the same as the starting offset of the field that is being redefined. The starting offset of both fields must be the same.

In the message text:  
*fldname* The name of the field that is being redefined by the current field.

**System action:** The DBD generation attempt fails with a MNOTE of 8.

**Programmer response:** Modify the starting offsets of the two fields so that they are the same and rerun the DBDGEN utility.

**Related reference:**

 FIELD statements (System Utilities)

**FLD754 THE START PARAMETER VALUE IS LESS THAN THE START PARAMETER VALUE OF THE PARENT FIELD**

**Explanation:** The starting offset of a field that specifies another field as a parent specifies a starting offset that is less than the starting offset of the parent. The offset specified by the child field must be equal to or greater than the starting offset of the parent field.

**System action:** The DBD generation attempt fails with a MNOTE of 8.

**Programmer response:** Correct the starting offset and rerun the DBDGEN utility.

**Related reference:**

 FIELD statements (System Utilities)

**FLD756 THE VALUE OF THE CASEID PARAMETER IS NOT UNIQUE IN DFSMAP *dfsmapnm***

**Explanation:** The CASEID value of the current DFSCASE statement is a duplicate of the CASEID value of another DFSCASE statement that specifies the same DFSMAP statement.


A DFSCASE statement ID must be unique within the group of DFSCASE statements that reference the same DFSMAP statement.

In the message text:  
*dfsmapnm*  
The name of the DFSMAP statement, as specified on the MAPNAME parameter of the DFSCASE statements that have duplicate CASEID values.


**System action:** The DBD generation attempt fails with an MNOTE of 8.

**Programmer response:** Specify a unique CASEID value for this DFSCASE statement and rerun the DBD Generation utility.

**Related tasks:**

 Defining alternative field maps for a segment (Database Administration)

**Related reference:**

 DFSCASE statements (System Utilities)

 DFSMAP statements (System Utilities)

**FLD997 START AND BYTES OPERAND FOR EACH SEQUENCE FIELD IN A MULTI-INDEX DBD MUST EQUAL START AND BYTES OPERANDS OF EACH PREVIOUSLY DEFINED SEGMENT SEQUENCE FIELD**

**Explanation:** The NAME operand on the DBD statement specified multiple database names. This indicated to DBDGEN that a shared secondary index database was being defined. The segments in a shared secondary index must have the same physical characteristics. This includes the position of the sequence field in each segment.

**Programmer response:** Ensure that each FIELD statement defining a sequence field for a segment in a shared secondary index has START and BYTES operands equal to the START and BYTES operands of the other FIELD statements defining sequence fields.

**FLD999 START + BYTES - 1 EXCEEDS CONCATENATED KEY LENGTH CONCATENATED KEY LENGTH=*length***

**Explanation:** A /CK system related field was specified to describe a portion of the concatenated key of this

index source segment, but with the values specified in the START and BYTES operands, this system related field is not within the concatenated key of this index source segment.

**System action:** The specified operand information is

used in subsequent validity checking.

**Programmer response:** Correct the error, and rerun DBDGEN.

---

## LCHD messages for DBD Generation

This topic contains the following messages:

---

### LCHD100 SEGM STATEMENT MUST PRECEDE LCHILD STMT

**Explanation:** The input sequence of DBDGEN requires that a SEGM statement must precede an LCHILD statement.

**System action:** There is no default given.

**Programmer response:** Correct the error, and rerun DBDGEN.

---

### LCHD110 LCHILD SPECIFICATION LIMIT EXCEEDED

**Explanation:** You specified more than the permissible limit of 255 LCHILD or logical child SEGM statements.

**System action:** The 255th LCHILD value is continually overlaid by any other LCHILD statements that are processed. The final 255th value is the value of the last LCHILD statement processed.

**Programmer response:** Correct the error, and rerun DBDGEN.

---

### LCHD120 NAME OPERAND IS OMITTED OR INVALID

**Explanation:** Either you did not specify the NAME operand or the specified operand names were longer than 8 characters or had invalid character contents.

**System action:** The specified value is used for validity checking. If the operand was omitted, a null value is used.

**Programmer response:** Correct the NAME operand on this LCHILD statement, and rerun DBDGEN.

---

### LCHD130 DATABASE NAME PARAMETER IS INVALID

**Explanation:** One of the following occurred:

- The entered database name parameter of the NAME operand has invalid character content.
- The entered database name invalidly references the database containing this LCHILD statement.

**System action:** The specified operand information is used in subsequent validity checking.

**Programmer response:** Correct the database name

parameter or the PTR operand parameter, and rerun DBDGEN.

---

### LCHD140 POINTER OR PTR OPERAND IS INVALID

**Explanation:** One of the following problems occurred:

- Both the POINTER and PTR operands were specified.
- The POINTER or the PTR operand contains an invalid value as related to the access method defined for this DBD.
- The POINTER or the PTR operand contains an invalid value as related to the relationship currently being described within this DBD.
- If Fast Path secondary indexing is defined in DBD, Fast Path secondary indexing must be specified using symbolic pointers (PTR=SYMB or POINTER=SYMB).

**System action:** The DBD generation attempt fails with an MNOTE of 8.

**Programmer response:** Correct the POINTER or PTR operand and rerun the DBDGEN utility.

---

### LCHD150 PAIR OPERAND IS INVALID

**Explanation:** The value specified in the PAIR operand is greater than 8 characters.

**System action:** The value specified is used to validate the following parameters.

**Programmer response:** Correct the PAIR operand, and rerun DBDGEN.

---

### LCHD160 INDEX OPERAND IS INVALID

**Explanation:** One of the following occurred:

- ACCESS=INDEX appears on the DBD statement, but the LCHILD INDEX operand has been omitted.
- ACCESS=INDEX does not appear on the DBD statement, but the LCHILD INDEX operand has been specified.
- The INDEX operand has been specified with the PAIR operand.
- The INDEX operand exceeds 8 characters.

**System action:** Processing of the LCHILD statement is terminated. The remaining statements are scanned for validity.

## LCHD170 • LCHD240

**Programmer response:** Correct the INDEX operand, and rerun DBDGEN.

---

### LCHD170 LCHILD STMT INVALID FOR LOGICAL SEGMENTS

**Explanation:** If the SEGM statement specifies the SOURCE operand, no LCHILD statement can be specified for that SEGM.

**System action:** The specified LCHILD operand information is used in subsequent validity checking.

**Programmer response:** Correct the error, and rerun DBDGEN.

---

### LCHD180 A LOGICAL CHILD SEGMENT CANNOT BE A LOGICAL PARENT OR BE INDEXED.

**Explanation:** Segments with a logical parent cannot also have logical children. If the SEGM statement specifies a logical parent segment name in the PARENT operand, no LCHILD statements for index or logical relationships can be specified for that SEGM.

**Programmer response:** Remove the LCHILD statements, or do not specify a logical parent name and rerun DBDGEN.

---

### LCHD190 RULES OPERAND IS INVALID; DEFAULT ASSUMED

**Explanation:** This is a warning message. The RULES operand must specify a value of FIRST, LAST, or HERE.

**System action:** Default rules value of LAST is used.

**Programmer response:** Correct the RULES operand if a value other than LAST is desired, and rerun DBDGEN.

---

### LCHD200 REFERENCED LCHILD CANNOT PRECEDE LCHILD STMT

**Explanation:** The segment name specified in the NAME operand of this LCHILD statement cannot be the same as the segment name specified in the NAME operand of the immediately preceding SEGM statement. That is, the segment cannot be a logical child of itself.

**Programmer response:** Correct the NAME operand in the LCHILD statement, and rerun DBDGEN.

---

### LCHD205 NAME OPERAND CANNOT REFERENCE THE SAME SEGMENT AS THE LCHILD STATEMENT UNDER SEGMENT *name*

**Explanation:** The NAME operand of this LCHILD statement cannot reference the same segment name and

database as the LCHILD statement under the referenced segment.

**System action:** The specified operand information is used in subsequent validity checking.

**Programmer response:** Correct the error, and rerun DBDGEN.

---

### LCHD210 LCHILD STATEMENT IS INVALID

**Explanation:** An LCHILD statement is not valid for a DBD which defined ACCESS=SHISAM.

**System action:** Succeeding LCHILD parameters are not checked. The remaining DBDGEN statements are scanned for validity.

**Programmer response:** Remove the LCHILD statement, or change the ACCESS operand on the DBD statement, and rerun DBDGEN.

---

### LCHD215 LCHILD STATEMENT FOR PRIMARY HIDAM INDEX MUST PRECEDE ALL SECONDARY INDEX LCHILD STATEMENTS

**Explanation:** The LCHILD statement for the primary HIDAM index with PTR=INDX must precede all secondary index LCHILD statements with PTR=SYMB.

**System action:** The specified operand information is used in subsequent validity checking.

**Programmer response:** Correct the error, and rerun DBDGEN.

---

### LCHD230 THE LCHILD STATEMENT IS INVALID FOR A DEDB SDEP SEGMENT

**Explanation:** The LCHILD statement is specified for a DEDB Sequential Dependent (SDEP) segment. This specification is an invalid option for a Fast Path secondary index database. An SDEP segment cannot be used as a source segment or a target segment for a Fast Path secondary index.

**System action:** The DBD generation attempt fails with a MNOTE of 8.

**Programmer response:** Delete the LCHILD statement for the DEDB SDEP segment for the DBD and rerun the DBD Generation utility.

---

### LCHD240 THE NUMBER OF USER PARTITION DATABASES EXCEEDED THE 500 LIMIT

**Explanation:** The limit on the number of HISAM secondary index partition databases or SHISAM secondary index databases in a user data partition group specified in the NAME operand on a LCHILD statement exceeded 500.



**System action:** The DBD generation attempt fails with a MNOTE of 8.

**Programmer response:** Reduce the number of partition databases in the user data partition group for the DEDB DBD and rerun the DBD Generation utility.

---

**LCHD241    A USER PARTITION GROUP  
CONTAINS DUPLICATE USER  
PARTITION DATABASES**

**Explanation:** The user partition databases in a user partition group (defined in the NAME operand on an LCHILD statement) must be unique. The HISAM secondary index partition databases or SHISAM secondary index databases in a user partition group specified in the NAME operand on an LCHILD statement for a primary DEDB DBD contains one or more user partition databases.

**System action:** The DBD generation attempt fails with a MNOTE of 8.

**Programmer response:** Change the duplicate names of the user partition databases in the user partition group to unique names and rerun the DBD Generation utility.

---

**LCHD242    THE NAME OPERANDS OF  
MULTIPLE SECONDARY INDEX  
SEGMENTS ARE DIFFERENT**

**Explanation:** A primary DEDB database with multiple secondary index segments defined contains inconsistent properties. The NAME operands on the LCHILD statements of the multiple secondary index segments are different. If HISAM or SHISAM user data partitioning is requested, either the user partition database names or the order of the user partition databases is different. The NAME operands must specify the same target segment names and the same secondary index database names for the multiple secondary index segments.

**System action:** The DBD generation attempt fails with an MNOTE of 8.

**Programmer response:**

1. Correct the NAME operands to specify the same target segment name and the same secondary index database names for the multiple secondary index segments. If HISAM or SHISAM user data partitioning is requested, correct the NAME operands to specify the same target segment names, the same user partition database names, and the same order of user partition database names for the multiple secondary index segments.
2. Rerun the DBDGEN utility.

---

**LCHD243    THE PAIR OPERAND IS INVALID  
FOR A FAST PATH SECONDARY  
INDEX DATABASE**

**Explanation:** The PAIR operand on an LCHILD statement is used for logical relationships and is not valid for a Fast Path secondary index database in a primary DEDB DBD.

**System action:** The DBD generation attempt fails with a MNOTE of 8.

**Programmer response:** Remove the PAIR operand on the LCHILD statement and rerun the DBD Generation utility.

---

**LCHD244    THE RULES OPERAND IS INVALID  
FOR A FAST PATH SECONDARY  
INDEX DATABASE**

**Explanation:** The RULES operand on an LCHILD statement is used for logical relationships and is not valid for a Fast Path secondary index database in a primary DEDB database DBD.

**System action:** The DBD generation attempt fails with a MNOTE of 8.

**Programmer response:** Remove the RULES operand on the LCHILD statement and rerun the DBD Generation utility.

---

**LCHD245    THE MULTISEG OPERAND IS ONLY  
VALID FOR A DEDB**

**Explanation:** The MULTISEG operand is valid only on an LCHILD statement for a data entry database (DEDB), but was specified for a non-DEDB database.

**System action:** The DBD generation attempt fails with an MNOTE of 8.

**Programmer response:** Remove the MULTISEG operand on the LCHILD statement and rerun the DBDGEN utility.

---

**LCHD246    THE MULTISEG OPERAND MUST BE  
MULTISEG=YES OR MULTISEG=NO**

**Explanation:** The specified value for the MULTISEG= operand is invalid. You can only use the MULTISEG operand on an LCHILD statement for a data entry database (DEDB). The MULTISEG= operand can have the following specifications:

- MULTISEG=NO is the default and it identifies that a set of LCHILD and XDFLD statements do not belong to a multiple-secondary index segment group.
- MULTISEG=YES identifies a set of LCHILD and XDFLD statements as belonging to a multiple-secondary index segment group.

**System action:** The DBD generation attempt fails with an MNOTE of 8.

**Programmer response:** Change the MULTISEG operand to MULTISEG=YES or MULTISEG=NO on the LCHILD statement and rerun the DBDGEN utility.

---

**LCHD300 LCHILD STMT IS INVALID FOR *access* DBDS**

**Explanation:** The LCHILD statement was specified for an invalid database type.

**System action:** DBDGEN ignores all operands specified on the LCHILD statement and continues to process the remaining statements.

**Programmer response:** Remove the LCHILD statement from the DBDGEN input stream or change

the DL/I database organization, and rerun DBDGEN.

---

**LCHD320 RKSIZE NOT VALID**

**Explanation:** The RKSIZE operand was either not defined for an ACCESS=PSINDEX database or the operand was defined for a database organization other than ACCESS=PSINDEX.

**System action:** DBDGEN is terminated. Subsequent statement validation will continue.

**Programmer response:** Remove the RKSIZE operand or change the ACCESS parameter to one of the allowed organizations.

---

## SEGM messages 100 to 480 for DBD Generation

This topic contains the following messages:

---

**SEGM100 PRIOR DATASET/AREA STATEMENT IS MISSING OR INVALID**

**Explanation:** A prior DATASET/AREA statement which is required for the database type being created was not specified. Or, a LOGICAL DATASET statement was specified, but this is not a LOGICAL database.

**System action:** No DATASET/AREA parameters are assumed. Unpredictable results can occur in subsequent checking.

**Programmer response:** Correct the error, and rerun DBDGEN.

were database names specified on the NAME operand of the DBD statement were specified.

- ACCESS=MSDB or ACCESS=DEDB was specified on the DBD statement, but more than one SEGM statement was specified for MSDB, or more than two SEGM statements were specified for DEDB.

**System action:** The information on this SEGM statement can overlay the prior SEGM statement. Unpredictable results can occur in subsequent validity checking.

**Programmer response:** Correct the error, and rerun DBDGEN.

---

**SEGM105 *multisegment* SHSAM DATA BASE SHOULD SPECIFY ACCESS=HSAM IN ITS DBD**

**Explanation:** ACCESS=SHSAM was specified on the DBD statement, but more than one SEGM statement was specified.

**System action:** This multisegment SHSAM database is treated like an HSAM database.

**Programmer response:** Correct the error, and rerun DBDGEN.

---

**SEGM120 NAME OPERAND IS OMITTED OR INVALID**

**Explanation:** The NAME operand is required and must be a 1- to 8-character alphanumeric value, #, @ or \$.

**System action:** The specified name is used for validity checking. If it is omitted, a null value is inserted.

**Programmer response:** Correct the NAME operand, and rerun DBDGEN.

---

**SEGM110 SEGM SPECIFICATION LIMIT EXCEEDED**

**Explanation:** One of the following occurred:

- More than 255 SEGM statements were provided.
- ACCESS=SHISAM was specified on the DBD statement, but more than one SEGM statement was specified.
- ACCESS=HISAM was specified on the DBD statement and the DATASET statement did not specify an OVFLW operand, but more than one SEGM statement was specified.
- ACCESS=INDEX was specified on the DBD statement, but more SEGM statements than there

---

**SEGM130 POSITIONAL PARAMETERS ARE INVALID FOR SEGM**

**Explanation:** You coded a positional parameter in a macro that will only accept keywords. An equal or a parenthesis sign is missing, or a keypunch error occurred.

**System action:** Terminate the DBDGEN prior to expansion.

**Programmer response:** Remove the positional parameter, and rerun the DBDGEN.



---

**SEGM140** SEGMENT NAME IS A DUPLICATE NAME

**Explanation:** The value specified in the NAME operand is a duplicate of one specified on a SEGM statement elsewhere in this DBDGEN. This is not permitted.

**System action:** The name is used as many times as it is specified for validity checking.

**Programmer response:** Change the segment name, and rerun DBDGEN.

---

**SEGM150** PHYSICAL PARENT PARAMETER IS OMITTED OR INVALID

**Explanation:** One of the following occurred:

- More parameters were specified than are valid for the syntax of this operand.
- The SNGL/DBLE option was specified for a root segment or a segment in an INDEX or DEDB database. Or, the SNGL/DBLE option for a dependent segment was incorrectly specified.
- The PARENT operand for a root segment was specified, but specified as PARENT=0.

**System action:** The value given is used for further validity checking. If none is given, a null value is assumed.

**Programmer response:** Correct the PARENT operand, and rerun DBDGEN.

---

**SEGM160** PHYSICAL PARENT PARAMETER IS INVALID

**Explanation:** The physical parent name was omitted or specified as 0 for a dependent segment.

**System action:** The value given is used in subsequent validity checking. If none is given, a null value is assumed.

**Programmer response:** Correct the PARENT operand, and rerun DBDGEN.

---

**SEGM170** SEGMENT PHYSICAL PARENT IS NOT DEFINED

**Explanation:** The segment name specified in the PARENT operand has not been defined in a previous SEGM statement NAME operand.

**System action:** The name specified is used for validity checking.

**Programmer response:** Correct the PARENT operand to specify a valid parent segment, and rerun DBDGEN.

---

---

**SEGM180** IF SOURCE SEGMENT OPERAND IS SPECIFIED, ALL OTHER OPERANDS ARE INVALID EXCEPT THE SEGMENT NAME, PARENT NAME, AND PTR=PAIRED (FOR VIRTUAL LOGICAL CHILDREN) PARAMETERS

**Explanation:** Self-explanatory.

**System action:** Processing on the SEGM statement is terminated. The following DBDGEN statements are processed for validity. DBDGEN is terminated prior to expansion of the DBDGEN macro.

**Programmer response:** Remove the invalid operands, and rerun DBDGEN.

---

**SEGM190** LOGICAL PARENT PARAMETER IS INVALID

**Explanation:** One of the following occurred:

- The logical parent name of the PARENT operand was omitted.
- A value other than VIRTUAL, V, PHYSICAL, or P was specified for the second subparameter.
- A logical parent was specified for a root segment, or a segment in an INDEX or DEDB database.

**System action:** The specified operand information is used in subsequent validity checking.

**Programmer response:** Correct the logical parent parameter, and rerun DBDGEN.

---

**SEGM195** VIRTUAL DEFAULTED TO PHYSICAL FOR ACCESS=

**Explanation:** This is an informational message which indicates that only PHYSICAL is supported for HALDBs.

**System action:** VIRTUAL is ignored and PHYSICAL is used.

**Programmer response:** No response is necessary. You can remove the message from DBDGEN output by changing the VIRTUAL specification to PHYSICAL.

---

**SEGM200** LOGICAL PARENT DBNAME IS INVALID—*name*

**Explanation:** The entered logical parent database name does not begin with an alpha character or contains more than 8 characters.

**System action:** The entered name is used.

**Programmer response:** Correct the logical parent database name in the PARENT operand, and rerun DBDGEN.

---

---

**SEGM210 BYTES OPERAND IS OMITTED OR INVALID**

**Explanation:** One of the following occurred.

- The BYTES operand was omitted or more than two parameters have been specified or the parameter values are not self-defining.
- The maximum bytes value exceeds 32767.
- The minimum bytes value exceeds the maximum bytes value, or has been specified for a SHISAM or INDEX database, or a database without VSAM.
- If ACCESS=MSDB was specified on the DBD statement, the minimum bytes value was specified, or only the maximum bytes value was specified but it is not an unsigned decimal number which is a multiple of 4.
- If ACCESS=DEDB was specified on the DBD statement, both the minimum and maximum bytes values have not been specified, or the minimum bytes value is less than 4.
- If ACCESS=DEDB was specified on the DBD statement, the BYTES= value specified is less than 4.

**System action:** The specified operand information can be used for subsequent validity checking or a value of zero can be assumed.

**Programmer response:** Correct the BYTES operand, and rerun DBDGEN.

---

**SEGM211 BYTES OPERAND FOR MULTI-INDEX DBDGENS MUST BE EQUAL ON ALL SEGM STATEMENTS**

**Explanation:** A shared secondary index database with segments of different lengths was specified.

**System action:** The specified operand information is used in subsequent validity checking.

**Programmer response:** Correct the error, and rerun DBDGEN.

---

**SEGM220 FREQ OPERAND IS INVALID**

**Explanation:** The FREQ operand must be an unsigned decimal number in the range 0.01 to  $(2^{24} - 1)$ .

**System action:** No default is assumed, if the operand is omitted.

**Programmer response:** Correct the FREQ operand, and rerun DBDGEN.

---

**SEGM240 *ptrparm* CHANGED TO TWINBWD FOR *access***

**Explanation:** This is an informational message that is produced when POINTER=(HIER, or HIERBWD was specified on the SEGM statement for PHDAM or PHIDAM. Hierarchic pointing is not valid for HALDBs.

**System action:** POINTER=(TWINBWD,...) is used.

**Programmer response:** No response is necessary. You can remove the message from DBDGEN output by changing the pointer specification to TWIN, TWINBWD, or NOTWIN.

---

**SEGM250 POINTER AND PTR OPERANDS ARE EXCLUSIVE**

**Explanation:** PTR is the abbreviation for the POINTER operand, and this operand can only be specified once on each SEGM statement.

**System action:** Further scan of the SEGM statement is terminated. The remaining DBDGEN statements are scanned for validity. The DBDGEN is terminated prior to expansion of the DBDGEN macro.

**Programmer response:** Specify PTR or POINTER, and rerun DBDGEN.

---

**SEGM260 SEGMENT SIZE EXCEEDS SPECIFIED BLOCK SIZE**

**Explanation:** The length specified in the BYTES operand on the SEGM statement exceeds the length specified in the BLOCK/SIZE operand on the DATASET statement.

**System action:** The value specified in the BYTES operand is used for validity checking.

**Programmer response:** Reduce the length specified in the BYTES operand, and rerun DBDGEN.

---

**SEGM270 POINTER OR PTR OPERAND CONTAINS INVALID OR CONFLICTING KEYWORD VALUES**

**Explanation:** Self-explanatory.

**System action:** The scan of the PTR operand is terminated at the point the error is detected.

**Programmer response:** Correct the POINTER operand, and rerun DBDGEN.

---

**SEGM280 RULES OPERAND IS INVALID**

**Explanation:** One of the following occurred:

- More than one RULES operand was specified on this SEGM statement.
- The first parameter was not equal to the value of P, L, V, or B.
- The first parameter contained more than three characters.
- The second parameter was not equal to the value FIRST, LAST, or HERE.

**System action:** The scan of the RULES operand is terminated at the point the error is detected.

**Programmer response:** Correct the RULES operand, and rerun DBDGEN.

---

**SEGM285 POINTER OPTIONS  
PTR=LT/LTB/LPARNT REQUIRE THAT  
THE SEGMENT BE A LOGICAL  
CHILD**

**Explanation:** Self-explanatory.

**System action:** The specified operand information is used in subsequent validity checking.

**Programmer response:** Correct the error, and rerun the DBDGEN. Exercise caution if this error is corrected for the DBD of an existing base, since the description of the prefix of this segment in the new DBD might be different from its description in the old DBD. Consequently, usage of the new DBD against the existing database might be invalid.

---

**SEGM290 SEGMENT LENGTH IS GREATER  
THAN SPECIFIED RECORD LENGTH  
PLUS ROOT SEGMENT KEY**

**Explanation:** The length specified in the BYTES operand on the SEGM statement exceeds the length specified in the RECORD operand on the DATASET statement.

**Programmer response:** Correct the erroneous operand, and rerun DBDGEN.

---

**SEGM300 SOURCE SEGMENT IS INVALID FOR  
INDEX DBD'S**

**Explanation:** Either a SOURCE operand is specified for an index segment in an index database, or more than two segments were specified in the SOURCE operand.

**Programmer response:** Correct the SOURCE operand, and rerun DBDGEN.

---

**SEGM302 SOURCE OPERAND IS INVALID FOR  
access DBDS**

**Explanation:** You specified the SOURCE operand for a database type that does not allow the specification of this operand.

**System action:** The user specified SOURCE operand information is used in subsequent validity checking. Unpredictable results can occur in the following validity checking.

**Programmer response:** Correct the error, and rerun DBDGEN.

---

**SEGM305 EXCESSIVE SUBLISTS SPECIFIED IN  
SOURCE= OPERAND; SYNTAX:  
SOURCE=((...)) OR SOURCE=(...),(...)**

**Explanation:** The SOURCE operand has a maximum of two sublists to describe up to two source segments. More than two sublists or a second sublist for other

than a DL/I organization of LOGICAL was specified. Only one sublist can be specified when defining a virtual logical child.

**System action:** The SOURCE operand information as specified by the user is used in subsequent validity checking.

**Programmer response:** Correct the error, and rerun DBDGEN.

---

**SEGM310 SOURCE OPERAND MUST BE  
SPECIFIED FOR A LOGICAL DBD**

**Explanation:** You specified ACCESS=LOGICAL on the DBD statement, but the SOURCE operand was not specified on this SEGM statement.

**System action:** No default is assumed. Unpredictable results can occur in subsequent validity checking.

**Programmer response:** Correct the error, and rerun DBDGEN.

---

**SEGM315 THE PARENT OF THIS SEGMENT  
CANNOT BE A LOGICAL SEGMENT**

**Explanation:** The parent of this segment is a virtual logical child segment. It is invalid for a virtual logical child segment to have children.

**System action:** The given operand information is used in subsequent validity checking.

**Programmer response:** Correct the error, and rerun DBDGEN.

---

**SEGM320 HIERARCHY SEQUENCE ERROR**

**Explanation:** The named PARENT operand of the current segment violated hierarchic sequence. The maximum number of segment levels might have been exceeded.

**System action:** The specified PARENT operand might be in error or is ignored because the hierarchic sequence was incorrect. Some unpredictable results might occur in subsequent validity checking.

**Programmer response:** Check the PARENT operand for a possible error, correct the hierarchic sequence, and rerun DBDGEN.

---

**SEGM330 SEGMENT *name* LENGTH PLUS  
PREFIX—*n* IS GREATER THAN  
SPECIFIED RECORD LENGTH**

**Explanation:** The length that you specified in the SEGM BYTES operand plus the length of the segment prefix is greater than the record length specified in the RECORD operand on the DATASET statement.

**System action:** The specified operand information is used in subsequent validity checking.

## SEGM340 • SEGM400

**Programmer response:** Correct the erroneous length, and rerun DBDGEN.

---

**SEGM340**    **SEGMENT** *name* **LENGTH PLUS PREFIX—*n* EXCEEDS SPECIFIED BLOCK/CI SIZE**

**Explanation:** The length that you specified in the SEGM BYTES operand plus the length of the segment prefix is greater than the block/CI size specified in the BLOCK/SIZE operand on the DATASET statement.

**System action:** The specified operand information is used in subsequent validity checking.

**Programmer response:** Correct the erroneous length, and rerun DBDGEN.

---

**SEGM350**    **SEGMENT** (*name*) **SIZE EXCEEDS {TRACK LENGTH | CI SIZE}. SEGMENT SIZE=*n* {TRACK LENGTH=*n* | MAXIMUM CI SIZE=32256}**

**Explanation:** The length that you specified in the bytes operand cannot exceed the smaller of 32K bytes, the track length of the device specified in the DEVICE/MODEL operand on the DATASET statement, or the maximum control interval size for a VSAM data set.

**Programmer response:** Reduce the length specified in the BYTES operand, and rerun DBDGEN.

---

**SEGM351**    **SEGMENT** (*name*) **SIZE EXCEEDS MAXIMUM CI SIZE MINUS VSAM OVERHEAD. SEGMENT SIZE=*n* MAXIMUM ALLOWED=30713**

**Explanation:** The length that you specified in the SEGM BYTES operand plus the length of the segment prefix exceeds the maximum usable control interval size of 30720-7 for a VSAM data set.

**System action:** The specified operand information is used in subsequent validity checking.

**Programmer response:** Correct the error, and rerun DBDGEN.

---

**SEGM352**    **SEGMENT** (*name*) **SIZE EXCEEDS MAXIMUM BLOCK ALLOWED. SEGMENT SIZE=*n* MAXIMUM BLOCK=*m***

**Explanation:** The length that you specified in the SEGM BYTES operand plus the length of the segment prefix exceeds the maximum (keyed or nonkeyed) block on a track of the device specified in the DEVICE/MODEL operand on the DATASET statement.

**System action:** The specified operand information is used in subsequent validity checking.

**Programmer response:** Correct the error, and rerun DBDGEN.

---

**SEGM354**    **SEGMENT** (*name*) **SIZE EXCEEDS LIMIT. SEGMENT SIZE=*n* MAXIMUM LIMIT=*m***

**Explanation:** The length that you specified in the BYTES operand for an MSDB exceeds the maximum allowable.

**System action:** The specified operand information is used in subsequent validity checking.

**Programmer response:** Correct the error, and rerun DBDGEN.

---

**SEGM360**    **PHYSICAL PARENT MUST RESIDE IN THE SAME DATA SET GROUP AS ITS PHYSICAL CHILDREN**

**Explanation:** This physical child segment cannot be in a different data set group from its physical parent, unless the physical parent is the root segment (HISAM database) or the physical parent does not specify HIER pointing in the POINTER operand on its SEGM statement (HDAM or HIDAM database).

**System action:** The given operand information is used in subsequent validity checking.

**Programmer response:** Correct the error, and rerun DBDGEN.

---

**SEGM380**    **CHILD MUST CONTAIN SAME NUMBER OF PHYSICAL TWIN POINTER AS ITS PARENT**

**Explanation:** If the parent segment specified POINTER=HIER, the child segment must specify POINTER=HIER or POINTER=TWIN. If the parent segment specified POINTER=HIERBWD, the child segment must specify POINTER=HIERBWD or POINTER=TWINBWD.

**System action:** The specified operand information is used in subsequent validity checking.

**Programmer response:** Correct the error, and rerun DBDGEN.

---

**SEGM400**    **{SNGL | DBLE} PTR FROM HIERARCHICAL PARENT IS IGNORED**

**Explanation:** If you specified PTR=HIER or PTR=HIERBWD for the parent segment, then the SEGM statement for the child segment cannot specify SNGL or DBLE in the PARENT operand.

---

**SEGM410 INVALID OR INCOMPLETE  
SEGMENT PAIRING**

**Explanation:** The PTR operand on the SEGM statement specified PAIRED. One of the following occurred:

- Its parent does not have an LCHILD statement naming it in the LCHILD's PAIR operand.
- The parent segment has no associated LCHILD statement.
- The segment is the root segment.

**System action:** No default is assumed. The available operand information is used in subsequent validity checking.

**Programmer response:** Correct the error, and rerun DBDGEN.

---

**SEGM415 SEGM SOURCE= OPERAND MUST  
SPECIFY SAME NAME AS PAIRED  
LCHILD NAME= OPERAND**

**Explanation:** The logical child name in the SOURCE operand of this SEGM statement must specify the same segment name and database as the paired LCHILD NAME operand.

**System action:** The specified operand information is used in subsequent validity checking.

**Programmer response:** Correct the incorrect operand name value, and rerun DBDGEN.

---

**SEGM420 LCHILD STMT—*name*—MUST [NOT]  
SPECIFY POINTERS WHEN PAIRED  
WITH A {PHYSICAL | LOGICAL}  
SEGMENT**

**Explanation:** The following conditions apply to an LCHILD statement paired with a virtual logical child:

- POINTER=SNGL or POINTER=DBLE must be specified.
- The paired segment specifies the SOURCE operand.
- SNGL is the default when POINTER is not specified.

The following conditions apply to an LCHILD statement paired with a real logical child:

- POINTER=NONE must be specified.
- The paired segment does not specify the SOURCE operand.
- NONE is the default when POINTER is not specified.

**System action:** If the paired segment has the SOURCE operand specified, SNGL is assumed. Otherwise, the specified operand information on the control statements is used in subsequent validity checking.

**Programmer response:** Correct the error, and rerun DBDGEN. If this error is corrected for the DBD of an existing database, you might wish to ensure that the prefix of the logical parent in the new DBD is the same as in the old DBD. In particular, be aware that if the

erroneous LCHILD statement specified PTR=NONE or omitted the PTR operand, a counter field (CTR) was implicitly placed in the prefix of the logical parent of the old DBD.

---

**SEGM430 PTR/POINTER OPERAND IS INVALID**

**Explanation:** The POINTER/PTR operand cannot be specified on a SEGM statement within a DBD where the ACCESS operand specified HSAM, SHSAM, or SHISAM.

**System action:** Terminate any further scanning of the SEGM statement.

**Programmer response:** Correct the PTR/POINTER operand, and rerun DBDGEN.

---

**SEGM440 COMPRTN OPERAND IS INVALID**

**Explanation:** One of the following occurred:

- The operand was specified for a dependent segment which participates in a logical relationship.
- The operand was specified without VSAM as the system access method.
- The operand was specified for a DBD which had defined ACCESS=INDEX or ACCESS=SHISAM.
- KEY parameter is invalid for ACCESS=DEDB.
- KEY compression was specified for the root segment of a HISAM DBD.
- More than three parameters were specified.
- The first parameter has invalid character content.
- The second parameter was specified, but was not specified as KEY or DATA.
- The third parameter was specified, but was not specified as INIT.

**System action:** The scan of the COMPRTN is terminated at the point the error is detected.

**Programmer response:** Correct the COMPRTN operand, and rerun DBDGEN.

---

**SEGM450 SEGMENT NAME IS INVALID FOR  
COMPRESSION**

**Explanation:** A segment name which is a duplicate of one of the internally used DBD labels was specified.

**System action:** The specified operand information is used in subsequent validity checking.

**Programmer response:** Change the segment name, and rerun DBDGEN.

---

**SEGM460 INDEX SOURCE SEGMENT IS A  
LOGICAL SEGMENT. REFERENCE  
XDFLD STATEMENT NAME—*name***

**Explanation:** The XDFLD statement referenced above specifies this logical child segment as the index source segment. This is invalid.

**System action:** The specified operand information is

## SEGM470 • SEGM530

used in subsequent validity checking.

**Programmer response:** Correct the error, and rerun DBDGEN.

---

### SEGM470 SEGM STMT IS NOT APPLICABLE TO GSAM.

**Explanation:** The SEGM control statement is not allowed for a DBDGEN with ACCESS=GSAM.

**System action:** DBDGEN is terminated because of the control statement error.

**Programmer response:** Correct the error, and resubmit the job.

---

### SEGM475 PHYSICAL PARENT OF THIS LOGICAL CHILD CANNOT ALSO BE A LOGICAL CHILD.

**Explanation:** This logical child segment has a physical parent which is also a logical child segment. This is not allowed.

**System action:** The specified operand information is used in subsequent validity checking.

**Programmer response:** Correct the error, and rerun DBDGEN.

---


### SEGM480 WARNING: THIS LOGICAL CHILD SEGMENT HAS A NON-VIRTUAL DELETE RULE. THIS MAY CAUSE DL/I DELETE PROCESSING TO ORPHAN LOGICAL CHILDREN THAT EXIST HIERARCHICALLY ABOVE THIS SEGMENT.

**Explanation:** This is a warning message. See the "Insert, delete, and replace rules for logical relationships" topic for a discussion of the use of the DL/I delete rules.

**System action:** DBDGEN continues with a warning message.

**Programmer response:** If you do not want to restore the logical relationships of the segment, change the delete rules to virtual and rerun the job.

**Related concepts:**

 Insert, delete, and replace rules for logical relationships (Database Administration)

---

## SEGM messages 500 to 840 for DBD Generation

This topic contains the following messages:

---

### SEGM500 INVALID KEYWORD PARAMETERS SPECIFIED FOR ACCESS={MSDB | DEDB}

**Explanation:** One of the following occurred:

- An invalid operand was specified on the SEGM statement for ACCESS=MSDB. The valid operands for this statement are NAME and BYTES.
- An invalid operand was specified on the SEGM statement for ACCESS=DEDB. The valid operands for this statement are NAME, PARENT, BYTES and TYPE.
- The COMPRTN operand is invalid for ACCESS=MSDB.

**System action:** The system continues to process the parameter on the SEGM statement and the remaining statements.

**Programmer response:** Remove any invalid operands from the SEGM statement, and rerun the DBDGEN.

---

### SEGM510 TYPE OPERAND IS INVALID.

**Explanation:** The TYPE= operand contains an invalid value or was inappropriately specified. The valid value for this operand is SEQ.

**System action:** The system continues to process the parameter on the SEGM statement and the remaining statements.

**Programmer response:** Correct the TYPE operand, and rerun the DBDGEN.

---

### SEGM520 SEGM SIZE EXCEEDS SPECIFIED CI SIZE. SEGM SIZE=*nnn* CI SIZE-120=*nnn*

**Explanation:** The length specified in the first parameter of the BYTES operand exceeds the length specified in the SIZE operand on the AREA statement minus 120.

**System action:** The system continues to process the parameter on the SEGM statement and the remaining statements.

**Programmer response:** Correct the BYTES operand, and rerun the DBDGEN.

---

### SEGM530 INVALID SEGM LEVEL SPECIFIED FOR DEDB DBDS. THE LEVEL LIMIT IS 2.

**Explanation:** An invalid segment hierarchical structure was specified in the SEGM statement for DEDB DBDs.

**System action:** The system continues to process the remaining statements.

**Programmer response:** Correct the PARENT operand, and rerun the DBDGEN.

---

**SEGM540 SUBSET POINTER IS NOT SUPPORTED**

**Explanation:** One of the following occurred:

- The SSPTR operand is specified to the non-DEDB database.
- The segment is a root segment or a sequential dependent segment.
- The value specified in the SSPTR operand is not greater than or equal to 0 and less than or equal to 8.

**System action:** The specified operand information is used in subsequent validity checking.

**Programmer response:** Correct the error, and rerun DBDGEN.

---

**SEGM600 THE VALUE SPECIFIED ON THE ENCODING PARAMETER EXCEEDS 25 CHARACTERS**

**Explanation:** The value specified on the ENCODING parameter in the SEGM statement exceeds the maximum length of 25 characters.

**System action:** DBDGEN terminates. Subsequent statement validation continues.

**Programmer response:** Correct the value on the ENCODING parameter, and rerun DBDGEN.

**Related reference:**

 SEGM statements (System Utilities)

---

**SEGM601 THE VALUE OF THE EXTERNALNAME PARAMETER CONTAINS INVALID CHARACTERS**

**Explanation:** The value specified on the EXTERNALNAME parameter contains characters that are not supported. An external name must be specified as an uppercase alphanumeric character string. An external name can include underscore characters.

**System action:** DBDGEN terminates. Subsequent statement validation continues.

**Programmer response:** Correct the EXTERNALNAME keyword, and rerun DBDGEN.

**Related reference:**

 SEGM statements (System Utilities)

---

**SEGM602 THE VALUE SPECIFIED ON THE EXTERNALNAME PARAMETER EXCEEDS 128 CHARACTERS**

**Explanation:** The value specified on the EXTERNALNAME parameter in the SEGM statement exceeds the maximum length of 128 characters.

**System action:** DBDGEN terminates. Subsequent statement validation continues.

**Programmer response:** Shorten the value specified on the EXTERNALNAME parameter, and rerun DBDGEN.

**Related reference:**

 SEGM statements (System Utilities)

---

**SEGM603 NEITHER NAME NOR EXTERNALNAME ARE SPECIFIED**

**Explanation:** Neither the NAME parameter nor the EXTERNALNAME parameter have been specified on the SEGM statement. The NAME parameter, the EXTERNALNAME parameter, or both must be specified on a SEGM statement.

**System action:** DBDGEN terminates. Subsequent statement validation continues.

**Programmer response:** Specify either the NAME parameter or the EXTERNALNAME parameter on the SEGM statement, and rerun DBDGEN.

**Related reference:**

 SEGM statements (System Utilities)

---

**SEGM604 THE VALUE OF THE EXTERNALNAME PARAMETER IS NOT UNIQUE**

**Explanation:** The value specified on the EXTERNALNAME parameter is not unique within the database definition.

**System action:** DBDGEN terminates. Subsequent statement validation continues.

**Programmer response:** Specify a unique value on the EXTERNALNAME parameter, and rerun DBDGEN.

**Related reference:**

 SEGM statements (System Utilities)

---

**SEGM605 THE VALUE OF THE EXTERNALNAME PARAMETER CANNOT BEGIN WITH "DFS"**

**Explanation:** An external name cannot begin with the characters DFS. Values beginning with DFS are reserved by IMS.

**System action:** DBDGEN terminates. Subsequent statement validation continues.

**Programmer response:** Change the value of the EXTERNALNAME parameter so that it does not begin with DFS, and rerun DBDGEN.

**Related reference:**

 SEGM statements (System Utilities)

---

---

**SEGM607 THE VALUE OF EXTERNALNAME CANNOT BE THE RESERVED SQL KEYWORD:** *sqlkeyword*.


**Explanation:** The value specified on the EXTERNALNAME parameter is a reserved SQL keyword that cannot be used as an external name.

**System action:** DBDGEN terminates. Subsequent statement validation continues.

**Programmer response:** Define a different external name on the EXTERNALNAME parameter, and rerun DBDGEN.

**Related reference:**

 SEGM statements (System Utilities)

 Portable SQL keywords restricted by the IMS Universal JDBC drivers (Application Programming)

---

**SEGM608 THE VALUE SPECIFIED ON THE REMARKS PARAMETER EXCEEDS 256 CHARACTERS.**

**Explanation:** The value specified on the REMARKS parameter in the SEGM statement exceeds the maximum length of 256 characters.

**System action:** DBDGEN terminates. Subsequent statement validation continues.

**Programmer response:** Shorten the comments on the REMARKS parameter, and rerun DBDGEN.

**Related reference:**

 SEGM statements (System Utilities)

---

**SEGM610 THE VALUE OF THE REMARKS PARAMETER CONTAINS INVALID CHARACTERS.**

**Explanation:** The comments specified on the REMARKS parameter in the SEGM statement contain one or more invalid characters.

The value specified on the REMARKS keyword cannot contain the following characters:

- Single quotation marks, except when they are used to enclose the full comment string. If a single quotation mark is entered before the end of the full comment string, the remainder of the comment string is truncated. The following examples show correct and incorrect usages of single quotation marks on the REMARKS keyword:

**CORRECT**

REMARKS='These remarks apply to the XYZ application'

**INCORRECT**

REMARKS='These remarks apply to the 'XYZ' application'

- Double quotation marks.

- Less than (<) symbols.
- Greater than (>) symbols.
- Ampersands (&).

**System action:** DBDGEN terminates. Subsequent statement validation continues.

**Programmer response:** Remove the invalid characters from the comments that are specified on the REMARKS parameter in the SEGM statement and run the DBDGEN utility again.

**Related reference:**

 SEGM statements (System Utilities)

---

**SEGM611 THE VALUE OF THE ENCODING PARAMETER CONTAINS INVALID CHARACTERS**

**Explanation:** The value specified on the ENCODING parameter in the SEGM statement contains one or more of the following invalid characters:

- Single and double quotation marks
- Blanks
- Less than (<) and greater than (>) symbols
- Ampersands (&)

**System action:** DBDGEN terminates. Subsequent statement validation continues.

**Programmer response:** Remove the invalid characters from the ENCODING parameter and run the DBDGEN utility again.

**Related reference:**

 DBD statements (System Utilities)

---

**SEGM700 xxxxxxxx IGNORED FOR EXIT yyyyyyyyyy BECAUSE zzzzzzzz ALREADY SPECIFIED**

**Explanation:** The exit option xxxxxxxx in the SEGM statement for exit yyyyyyyyyy was found, but the option is ignored because the zzzzzzzz option is contradictory. The zzzzzzzz option is used.

**System action:** Processing continues with RC=4.

**Programmer response:** Correct the EXIT specification on the SEGM statement.

**Problem determination:** 2, 3, 8 and 18

**Related information:**

Chapter 2, "IMS problem determination," on page 9

---

**SEGM750 EXIT NOT SUPPORTED FOR DB ORGANIZATION. HDAM, HIDAM, DEDB, HISAM, OR SHISAM DATA BASE ORGANIZATION IS REQUIRED**

**Explanation:** An EXIT= parameter in the DBD



statement was found, but for that database organization it is not supported.

**System action:** Processing terminates with RC=8.

**Programmer response:** Correct the EXIT specification on the SEGM statement.

**Problem determination:** 2, 3, 8 and 18

**Related information:**

Chapter 2, "IMS problem determination," on page 9

**SEGM755 EXIT NAME xxxxxx IS INVALID**

**Explanation:** An EXIT= parameter on the SEGM statement with the exit name xxxxxxxx was found, but the name is not a valid module name. The exit name length is greater than 8 bytes or the first character is not alphabetic.

**System action:** Processing terminates with RC=8.

**Programmer response:** Correct the EXIT specification on the SEGM statement.

**Problem determination:** 2, 3, 8 and 18

**Related information:**

Chapter 2, "IMS problem determination," on page 9

**SEGM760 xxxxxxxx EXIT OPTION SPECIFIED FOR EXIT yyyyyyyy IS NOT A VALID OPTION. KEY, NOKEY, DATA, NODATA, PATH, NOPATH, FLD, NOFLD, INPOS, NOINPOS, SSPCMD, NOSSPCMD, BEFORE, NOBEFORE, DLET, NODLET, CASCADE, NOCASCADE ARE VALID OPTIONS**

**Explanation:** An EXIT= parameter was found on the SEGM statement with the invalid option xxxxxxxx.

**System action:** Processing terminates with RC=8.

**Programmer response:** Correct the EXIT specification on the SEGM statement.

**Problem determination:** 2, 3, 8 and 18

**Related information:**

Chapter 2, "IMS problem determination," on page 9

**SEGM765 xxxxxxxx EXIT CASCADE OPTION SPECIFIED FOR EXIT yyyyyyyy IS NOT A VALID OPTION. KEY, NOKEY, DATA, NODATA, PATH, NOPATH ARE VALID OPTIONS**

**Explanation:** An EXIT= parameter was found on the SEGM statement with the invalid option xxxxxxxx for CASCADE.

**System action:** Processing terminates with RC=8.

**Programmer response:** Correct the EXIT specification on the SEGM statement.

**Problem determination:** 2, 3, 8 and 18

**Related information:**

Chapter 2, "IMS problem determination," on page 9

**SEGM770 EXIT SPECIFICATION ON SEGM NOT VALID FOR SEGM xxxxxxxx BECAUSE yyyyyyyy ARE NOT SUPPORTED**

**Explanation:** An EXIT= parameter in the SEGM statement for segment xxxxxxxx was found, but the segment type is not supported because yyyyyyyy segments are not supported.

**System action:** Processing terminates with RC=8.

**Programmer response:** Correct the EXIT specification on the SEGM statement.

**Problem determination:** 2, 3, 8 and 18

**Related information:**

Chapter 2, "IMS problem determination," on page 9

**SEGM780 EXIT SPECIFICATION ON DBD IGNORED FOR SEGMENT xxxxxxxx BECAUSE VIRTUAL LOGICAL CHILDREN ARE NOT SUPPORTED. SPECIFY EXIT=NONE TO ELIMINATE THE WARNING**

**Explanation:** An EXIT= parameter on the DBD statement was found, but the exit is ignored for segment xxxxxxxx because virtual logical children are not supported. The warning message can be suppressed by specifying EXIT=NONE for the segment.

**System action:** Processing continues with RC=4.

**Programmer response:** Correct the EXIT specification on the SEGM statement.

**Problem determination:** 2, 3, 8 and 18

**Related information:**

Chapter 2, "IMS problem determination," on page 9

**SEGM810 DSGROUP SPECIFICATION IS NOT VALID**

**Explanation:** The DSGROUP operand is not a valid specification. A is the only valid specification on the root segment. Single character operands A through J are the only specifications allowed.

**System action:** DBDGEN terminates. Subsequent statement validation continues.

**Programmer response:** Correct the DSGROUP specification and reprocess the DBDGEN.

---

**SEGM820 DSGROUP KEYWORD NOT VALID FOR ACCESS=**

**Explanation:** The DSGROUP operand is only valid for ACCESS=PHDAM and PHIDAM.

**System action:** DBDGEN terminates. Subsequent statement validation continues.

**Programmer response:** Remove the DSGROUP specification or change the ACCESS parameter to one of the allowed organizations.

---

**SEGM830 DSGROUP SPECIFICATION MUST BE CONTIGUOUS A-J.**

**Explanation:** Gaps are not allowed in the specification of multiple data set groups in HALDBs. For example, if data set group D is defined on a SEGM statement, then

data set groups B and C must also be defined.

**System action:** DBDGEN terminates.

**Programmer response:** Correct the DSGROUP specifications and reprocess the DBDGEN.

---

**SEGM840 SOURCE= SPECIFICATION NOT ALLOWED FOR ACCESS=**

**Explanation:** Virtual pairing is not supported in HALDBs. The SOURCE= specification for virtual pairing is not valid on SEGM statements for PHDAM and PHIDAM.

**System action:** DBDGEN terminates.

**Programmer response:** Correct the error specification and reprocess the DBDGEN.

---

## SOUR messages for DBD Generation

This topic contains the following messages:

---

**SOUR100 SOURCE SEGMENT TABLE LIMIT EXCEEDED**

**Explanation:** The size of the table which is used to contain SEGM SOURCE operand values and XDFLD SRCH, DDATA, SUBSEQ, EXTRTN, and NULLVAL operand values has been exceeded.

**System action:** The SEGM SOURCE operand value which caused the table overflow is ignored.

**Programmer response:** Reduce the number of operand values, and rerun the DBDGEN.

---

**SOUR110 SOURCE SEGMENT NAME IS OMITTED**

**Explanation:** You omitted the segment name parameter from the SOURCE operand on the SEGM statement.

**System action:** The remaining source operand values are scanned for validity.

**Programmer response:** Provide a segment name, and rerun DBDGEN.

---

**SOUR120 SOURCE SEGMENT DATA OPTION IS INVALID OPTION=opt**

**Explanation:** The DATA parameter in the SOURCE

operand on the SEGM statement is invalid, because it does not specify KEY or DATA.

**System action:** The remaining source operand values are scanned for validity.

**Programmer response:** Correct the SOURCE operand, and rerun DBDGEN.

---

**SOUR130 SOURCE SEGMENT DATABASE IS INVALID—name**

**Explanation:** The entered database name (*name*) parameter in the SOURCE operand on the SEGM statement is invalid, because it is the same as the name on the DBD statement, or because it has invalid character content.

**System action:** The remaining source operand values are scanned for validity.

**Programmer response:** Correct the dbname parameter on the SOURCE operand.

---

**SOUR140 A SOURCE SEGMENT OPTION OF DATA SHOULD BE SPECIFIED WHEN DEFINING A VIRTUAL LOGICAL CHILD SEGM**

**Explanation:** This is a warning message.

---

## XDFLD messages for DBD Generation

This topic contains the following messages:

---

**XDFLD001 XDFLD STATEMENT INVALID FOR HSAM, INDEX, AND (HISAM,ISAM) MULTIPLE DATA SET DBDS**

**Explanation:** An XDFLD statement is invalid when the access method specified for the DBD generation is HSAM or INDEX.

**Programmer response:** Remove the XDFLD statement and rerun DBDGEN.

---

**XDFLD002 SECONDARY INDEX LCHILD STATEMENT WITH PTR=INDX/SYMB MUST PRECEDE THIS XDFLD STATEMENT.**

**Explanation:** This XDFLD statement must be paired to a preceding LCHILD statement which has a POINTER value of INDX or SYMB. This required LCHILD statement is missing.

**System action:** The specified XDFLD operand information is used in subsequent validity checking.

**Programmer response:** Correct the error, and rerun DBDGEN.

---

**XDFLD003 SEGM CARD MUST PRECEDE XDLFD CARD**

**Explanation:** The input sequence of DBDGEN requires that a SEGM statement must precede an XDFLD statement.

**System action:** There is no default given.

**Programmer response:** Correct the error, and rerun DBDGEN.

---

**XDFLD004 NAME OPERAND IS OMITTED OR INVALID**

**Explanation:** One of the following occurred:

- The NAME operand was not specified.
- More than one parameter was specified.
- The specified operand contained more than 8 characters, or had invalid character content.

**Programmer response:** Correct the NAME operand, and rerun DBDGEN.

---

**XDFLD005 SRCH OPERAND IS OMITTED OR INVALID**

**Explanation:** One of the following occurred:

- The SRCH operand was not specified.
- More than five parameters were specified.
- A specified parameter contained more than 8 characters.
- A system related field was specified.

**Programmer response:** Correct the SRCH operand, and rerun DBDGEN.

---

**XDFLD006 SUBSEQ OPERAND IS INVALID**

**Explanation:** Either more than five parameters were specified, or a specified parameter contained more than 8 characters.

**Programmer response:** Correct the SUBSEQ operand, and rerun DBDGEN.

---

**XDFLD007 DDATA OPERAND IS INVALID**

**Explanation:** Either you specified more than five parameters, or a specified parameter contained more than 8 characters, or a /SX system related field was specified.

**Programmer response:** Correct the DDATA operand, and rerun DBDGEN.

---

**XDFLD008 EXTRTN OPERAND IS INVALID**

**Explanation:** One of the following occurred:

- More than one parameter was specified.
- The operand contains more than 8 characters, or has invalid character content.

**Programmer response:** Correct the EXTRTN operand, and rerun DBDGEN.

---

**XDFLD009 CONST OPERAND IS INVALID**

**Explanation:** The CONST operand was not specified as a 1-byte self-defining term. The CONST operand is not supported for:

- HALDBs
- DEDBs

**Programmer response:** Correct or delete the CONST operand and rerun the DBDGEN utility.

---

**XDFLD010 NULLVAL OPERAND IS INVALID**

**Explanation:** The NULLVAL operand was not specified as a one byte self-defining term, zero, or blank.

**Programmer response:** Correct the NULLVAL operand, and rerun DBDGEN.

---

**XDFLD011 SEGMENT OPERAND IS INVALID**

**Explanation:** Either more than one parameter was specified, or the specified parameter contains more than 8 characters.

**Programmer response:** Correct the SEGMENT operand, and rerun DBDGEN.

---

**XDFLD012 SRCH/DDATA/SUBSEQ/EXTRTN/ NULLVAL NAME TABLE LIMIT EXCEEDED**

**Explanation:** The size of the table which is used to contain SEGM SOURCE operand values and XDFLD SRCH, DDATA, SUBSEQ, EXTRTN, and NULLVAL operand values has been exceeded.

**System action:** The XDFLD operand value which caused the table overflow is ignored. Processing of this XDFLD statement is terminated.

**Programmer response:** Reduce the number of operand values, and rerun DBDGEN.

---

**XDFLD013 SEGMENT XDFLD LIMIT EXCEEDED**

**Explanation:** Only 32 XDFLD statements are allowed for each SEGM statement.

**Programmer response:** Reduce the number of XDFLD statements to less than or equal to 32, and rerun DBDGEN.

---

**XDFLD014 SPECIFIED NAME MAY NOT BE THE OBJECT OF PREVIOUS XDFLD SRCH, DDATA, OR SUBSEQ**

**Explanation:** The specified NAME operand is invalid, because it is a duplicate of a name that appeared in a previous XDFLD statement in the SRCH, DDATA, or SUBSEQ operand.

**Programmer response:** Correct the NAME operand, and rerun DBDGEN.

---

**XDFLD015 SEGMENT KEYWORD MAY NOT SPECIFY A PREVIOUSLY DEFINED SEGMENT NAME**

**Explanation:** The segment name specified in the SEGMENT operand must be the name of a subsequently defined segment type which is hierarchically below the index target segment type, or it can be the name of the index target segment type itself.

**Programmer response:** Correct the SEGMENT operand, and rerun DBDGEN.

---

**XDFLD016 SPECIFIED INDEX SOURCE SEGMENT NAME NOT FOUND. NAME EQUALS—*name***

**Explanation:** The segment name (*name*) that you specified in the SEGMENT operand could not be found.

**Programmer response:** Correct the SEGMENT operand, and rerun DBDGEN.

---

**XDFLD017 SPECIFIED SRCH FIELD NAME—*name* NON-EXISTENT IN INDEX SOURCE SEGMENT**

**Explanation:** The value specified in the SRCH operand on the XDFLD statement could not be found on any of the FIELD statements for the index source segment defined in the SEGMENT operand.

**Programmer response:** Correct the SRCH operand, and rerun DBDGEN.

---

**XDFLD018 SPECIFIED SUBSEQ FIELD NAME—*name* NON-EXISTENT IN INDEX SOURCE SEGMENT**

**Explanation:** The value specified in the SUBSEQ operand on the XDFLD statement could not be found

on any of the FIELD statements for the index source segment defined in the SEGMENT operand.

**Programmer response:** Correct the SUBSEQ operand, and rerun DBDGEN.

---

**XDFLD019 SPECIFIED DDATA FIELD NAME—*name* NON-EXISTENT IN INDEX SOURCE SEGMENT**

**Explanation:** The value specified in the DDATA operand on the XDFLD statement could not be found on any of the FIELD statements for the index source segment defined in the SEGMENT operand.

**Programmer response:** Correct the DDATA operand, and rerun DBDGEN.

---

**XDFLD020 PREVIOUS LCHILD POINTER OPERAND INVALID**

**Explanation:** You specified PTR=SYMB and the symbolic pointer to the index target segment is not unique.

**Programmer response:** Correct the PTR operand on the LCHILD statement, and rerun DBDGEN.

---

**XDFLD021 INDEX SOURCE SEGMENT (*name*) IS NOT HIERARCHICALLY BELOW INDEXED SEGMENT (*name*)**

**Explanation:** The segment name that you specify in this SEGMENT operand must be the name of a subsequently defined segment type which is hierarchically below the index target segment type, or it can be the name of the index target segment type itself.

**Programmer response:** Correct the SEGMENT operand, and rerun DBDGEN.

---

**XDFLD022 INDEX SOURCE SEGMENT IS A LOGICAL SEGMENT**

**Explanation:** The segment name specified in the SEGMENT operand must not be a logical child segment.

**Programmer response:** Correct the SEGMENT operand, and rerun DBDGEN.

---

**XDFLD023 XDFLD STATEMENT IS INVALID FOR A LOGICAL CHILD SEGMENT OR A PHYSICAL DEPENDENT OF A LOGICAL CHILD SEGMENT. REFERENCE SEGM STATEMENT *name***

**Explanation:** You specified secondary indexes for the referenced segment type. This is invalid.

**System action:** DBDGEN terminates.

**Programmer response:** Correct the SEGMENT name, and rerun DBDGEN.

---

**XDFLD077 HDAM LCHILD STATEMENTS WITH  
PTR=INDX MUST HAVE A  
CORRESPONDING XDFLD  
STATEMENT**

**Explanation:** An HDAM LCHILD statement with PTR=INDX defines a secondary index relationship; following each LCHILD statement of this type there must be a corresponding XDFLD statement. This required XDFLD statement is missing.

**System action:** No default is assumed. The user specified statements are used in subsequent validity checking.

**Programmer response:** Correct the error, and rerun the DBDGEN.

---

**XDFLD111 SPECIFIED SRCH FIELD NAME  
NON-EXISTENT. FIELD NAME  
EQUALS—*name***

**Explanation:** The value that you specified in the SRCH operand on the XDFLD statement could not be found on any of the FIELD statements in this DBD.

**Programmer response:** Correct the SRCH operand, or provide a FIELD statement with the correct name, and rerun DBDGEN.

---

**XDFLD112 SPECIFIED SUBSEQ FIELD NAME  
NON-EXISTENT. FIELD NAME  
EQUALS—*name***

**Explanation:** The value (*name*) that you specified in the SUBSEQ operand on the XDFLD statement could not be found on any of the FIELD statements in the DBD.

**System action:** None.

**Programmer response:** Correct the SUBSEQ operand, or provide a FIELD statement with the correct name, and rerun DBDGEN.

---

**XDFLD113 SPECIFIED DDATA FIELD NAME  
NON-EXISTENT. FIELD NAME  
EQUALS—*name***

**Explanation:** The value specified in the DDATA operand on this XDFLD statement could not be found on any of the FIELD statements in this DBD.

**System action:** None.

**Programmer response:** Correct the DDATA operand, or provide a FIELD statement with the correct name, and rerun DBDGEN.

---

**XDFLD115 SRCH HAS INVALID PARAMETER  
LIST**

**Explanation:** The SRCH operand (*/CK,start,length*) format was not followed, or the specified *start* or *length* value is not numeric.

**System action:** The DBD generation attempt fails with an MNOTE of 8.

**Programmer response:** Correct the SRCH operand, and rerun the DBD Generation utility.

---

**XDFLD116 SUBSEQ HAS INVALID PARAMETER  
LIST**

**Explanation:** The SUBSEQ operand (*/CK,start,length*) format was not followed, or the specified *start* or *length* value is not numeric.

**System action:** The DBD generation attempt fails with an MNOTE of 8.

**Programmer response:** Correct the SUBSEQ operand, and rerun the DBD Generation utility.

---

**XDFLD120 COMBINED LENGTH OF CONSTANT,  
SEARCH, AND SUBSEQUENCE  
FIELDS FOR XDFLD  
STATEMENT—*name*—EXCEEDS 240  
BYTES**

**Explanation:** The XDFLD statement identified in the message by *name* has specified object fields whose combined length exceeds the maximum allowed.

**System action:** None.

**Programmer response:** Correct the error, and rerun DBDGEN.

---

**XDFLD124 THIS XDFLD STATEMENT —*name*—  
REFERENCES ANOTHER XDFLD  
STATEMENT IN ITS SEARCH,  
SUBSEQUENCE, OR DUPLICATE  
DATA OPERAND**

**Explanation:** The XDFLD statement identified by *name* in the message has a SRCH operand object FIELD, or SUBSEQ operand object FIELD, or DDATA operand object FIELD, where the named FIELD is the name of an XDFLD. Fields defined by FLD statements are the only permitted operands.

**System action:** None.

**Programmer response:** Correct the XDFLD statement, and rerun DBDGEN.

---

---

**XDFLD126 THIS XDFLD STATEMENT —*name*— HAS A PACKED DECIMAL (TYPE=P) SEARCH FIELD, BUT THE NULLVAL= OPERAND CONTAINS AN UNACCEPTABLE PACKED DECIMAL VALUE**

**Explanation:** This is a warning message. The XDFLD statement named in the message has a SRCH operand object FIELD with TYPE=P, but the XDFLD NULLVAL operand does not contain a valid packed decimal value.

**System action:** None.

**Programmer response:** No action is required.

---

**XDFLD230 THE XDFLD STATEMENT IS INVALID FOR A DEDB SDEP SEGMENT**

**Explanation:** The XDFLD statement is specified for a DEDB Sequential Dependent (SDEP) segment. This is an invalid option for a Fast Path secondary index database. A SDEP segment cannot be used as a source segment or a target segment for a Fast Path secondary index.

**System action:** The DBD generation attempt fails with a MNOTE of 8.

**Programmer response:** Delete the XDFLD statement for the DEDB SDEP segment for the DBD, and rerun the DBD Generation utility.

---

**XDFLD231 PSELRTN OPERAND IS OMITTED BUT USER PARTITIONING IS REQUESTED**

**Explanation:** A primary DEDB database requests user data partitioning in the NAME operand by specifying two or more HISAM secondary index databases, or two or more SHISAM secondary index databases on an LCHILD statement. However, user partition routine is specified in the PSELRTN operand on the corresponding XDFLD statement for the LCHILD statement.

**System action:** The DBD generation attempt fails with an MNOTE of 8.

**Programmer response:** If user data partitioning is intended (as defined in the NAME operand on the LCHILD statement with two or more HISAM secondary index databases, or two or more SHISAM secondary index databases):

- Add the PSELRTN= operand on the XDFLD statement with a user partition selection exit for the partition databases for the corresponding LCHILD statement.
- Specify either PSELOPT=MULT or PSELOPT=SNGL (on either the PCB statement with the PROCSEQD operand or the XDFLD statement for the primary DEDB DBD) to show how partitions are to be processed in the user partition group. The default is PSELOPT=MULT for the PSELOPT operand on

XDFLD statements. The PSELOPT operand must be explicitly specified on the PCB statement with the PROCSEQD operand and there is no default for the PSELOPT operand in the PCB statement.

- If the PSELOPT operand is specified on both the PCB statement with the PROCSEQD operand and the XDFLD statement of the primary DEDB DBD, the PSELOPT operand on the PCB statement overrides the PSELOPT operand on the XDFLD statement of the primary DEDB DBD.

If user data partitioning is not intended (as defined in the NAME operand on the LCHILD statement with one HISAM secondary index database, or one SHISAM secondary index database):

- Ensure that only one database name is specified in the NAME operand on the LCHILD statement of the primary DEDB DBD and rerun the DBDGEN utility.

---

**XDFLD232 PSELRTN OPERAND IS SPECIFIED BUT USER PARTITIONING IS NOT REQUESTED**

**Explanation:** A primary DEDB database did not request user data partitioning in the NAME operand by specifying two or more HISAM secondary index databases, or two or more SHISAM secondary index databases on an LCHILD statement. However, a user partition routine is specified in the PSELRTN operand on the corresponding XDFLD statement for the LCHILD statement.

**System action:** The DBD generation attempt fails with an MNOTE of 8.

**Programmer response:** If user data partitioning is intended (as defined in the NAME operand on the LCHILD statement with two or more HISAM secondary index databases, or two or more SHISAM secondary index databases):

- Add two or more names of the partition databases in the NAME operand on the corresponding LCHILD statement for the XDFLD statement.
- Specify either PSELOPT=MULT or PSELOPT=SNGL (on either the PCB statement with the PROCSEQD operand or the XDFLD statement for the primary DEDB DBD) to show how partitions are processed in the user partition group. The default is PSELOPT=MULT for the PSELOPT operand on XDFLD statements. The PSELOPT operand must be explicitly specified on the PCB statement with the PROCSEQD operand and there is no default for the PSELOPT operand on the PCB statement.

If the PSELOPT operand is specified on both the PCB statement with the PROCSEQD operand and the XDFLD statement of the primary DEDB DBD, the PSELOPT operand on the PCB statement overrides the PSELOPT operand on the XDFLD statement of the primary DEDB DBD.

If user data partitioning is not intended (as defined in the NAME operand on the LCHILD statement with one HISAM secondary index database, or one SHISAM secondary index database):

- Delete the PSELRTN operand on the XDFLD statement.

---

#### XDFLD233 PSELOPT OPERAND IS SPECIFIED BUT USER PARTITIONING IS NOT REQUESTED

**Explanation:** A primary DEDB database did not request user data partitioning in the NAME operand by specifying two or more HISAM secondary index databases, or two or more SHISAM secondary index databases on an LCHILD statement. However, a user partition selection option is specified in the PSELOPT operand on the corresponding XDFLD statement for the LCHILD statement.

**System action:** The DBD generation attempt fails with an MNOTE of 8.

**Programmer response:** If user data partitioning is intended (as defined in the NAME operand on the LCHILD statement with two or more HISAM secondary index databases, or two or more SHISAM secondary index databases):

- Add two or more names of the partition databases in the NAME operand on the corresponding LCHILD statement for the XDFLD statement.
- Specify either PSELOPT=MULT or PSELOPT=SNGL to show how partitions are processed in the user partition group on either the PCB statement with the PROCSEQD operand or the XDFLD statement for the primary DEDB DBD. The default is PSELOPT=MULT for the PSELOPT operand on XDFLD statements. The PSELOPT operand must be explicitly specified on the PCB statement with the PROCSEQD operand and there is no default for the PSELOPT operand on the PCB statement.
- If the PSELOPT operand is specified on both the PCB statement with the PROCSEQD operand and the XDFLD statement of the primary DEDB DBD, the PSELOPT operand on the PCB statement overrides the PSELOPT operand on the XDFLD statement of the primary DEDB DBD.

If user data partitioning is not intended (as defined in the NAME operand on the LCHILD statement with one HISAM secondary index database, or one SHISAM secondary index database):

- Delete the PSELOPT operand on the XDFLD statement.

---

#### XDFLD234 THE PSELOPT OPERAND MUST BE PSELOPT=MULT OR PSELOPT=SNGL

**Explanation:** The user partition selection option specified in the PSELOPT operand is invalid.

The valid values for the PSELOPT operand are:

- PSELOPT=MULT for multiple partitions
- PSELOPT=SNGL for a single partition

**System action:** The DBD generation attempt fails with an MNOTE of 8.

**Programmer response:** If user data partitioning is requested (as defined in the NAME operand on the LCHILD statement with two or more HISAM secondary index partition databases, or two or more SHISAM secondary index partition databases):

- Specify PSELOPT=MULT or PSELOPT=SNGL to specify how partitions are processed in the user partition group on the PCB statement with the PROCSEQD operand, or on the XDFLD statement for the primary DEDB DBD.

If the PSELOPT operand is specified on both the PCB statement with the PROCSEQD operand and the XDFLD statement of the primary DEDB DBD, the PSELOPT operand on the PCB statement overrides the PSELOPT operand on the XDFLD statement of the primary DEDB DBD.


If user data partitioning is not requested (as defined in the NAME operand on the LCHILD statement with one HISAM secondary index database or one SHISAM secondary index database):

- Delete the PSELOPT operand and PSELRTN operand on the XDFLD statement.
- If the PSELOPT operand is specified on the PCB statement with the PROCSEQD operand, delete the PSELOPT operand on the PCB statement.

Rerun the DBD or the PSB generation utilities as necessary.

**Related reference:**

 XDFLD statements (System Utilities)

 Full-function or Fast Path database PCB statement (System Utilities)

---

#### XDFLD235 THE PSELRTN OPERAND SPECIFIED IS INVALID

**Explanation:** The user partition selection exit specified in the PSELRTN operand violates one or more of the naming rules:

- The name of the routine cannot be longer than 8 characters.
- The first character of the name must be alphabetic.
- The remaining characters must be either alphabetic, numeric, or one of the following symbols: #, @, \$.

**System action:** The DBD generation attempt fails with a MNOTE of 8.

**Programmer response:** Correct the user partition selection exit name in the PSELRTN operand, and rerun the DBD Generation utility.

---

**XDFLD236 THE PSELRTN OPERAND IS INVALID FOR A FULL FUNCTION DATABASE**

**Explanation:** The PSELRTN operand on an XDFLD statement is valid only for a DEDB database with Fast Path user partitioning secondary index databases defined. However, the PSELRTN operand is specified on an XDFLD statement for a full-function database.

**System action:** The DBD generation attempt fails with a MNOTE of 8.

**Programmer response:** Remove the PSELRTN operand on the XDFLD statement and rerun the DBD Generation utility.

---

**XDFLD237 THE PSELOPT OPERAND IS INVALID FOR A FULL FUNCTION DATABASE**

**Explanation:** The PSELOPT operand on an XDFLD statement is valid only for a DEDB database with Fast Path user partitioning secondary index databases defined. However, the PSELOPT operand is specified on an XDFLD statement for a full-function database.

**System action:** The DBD generation attempt fails with a MNOTE of 8.

**Programmer response:** Remove the PSELOPT operand on the XDFLD statement and rerun the DBD Generation utility.

---

**XDFLD240 THE SEARCH KEY LENGTHS OF MULTIPLE SECONDARY INDEX SEGMENTS**

**Explanation:** A primary DEDB database with multiple secondary index segments defined contains inconsistent properties. The total lengths of the search keys on the SRCH operands and the SUBSEQ operands on the XDFLD statements of the multiple secondary index segments are different. The search key lengths of the multiple secondary index segments must be the same.

**System action:** The DBD generation attempt fails with an MNOTE of 8.

**Programmer response:** Correct the fields in the SRCH operands and the SUBSEQ operands to make the total search key lengths of the multiple secondary index segments identical, and then rerun the DBDGEN utility.

---

**XDFLD241 THE SRCH OPERANDS OF MULTIPLE SECONDARY INDEX SEGMENTS ARE NOT DIFFERENT**

**Explanation:** In a primary DEDB database with multiple secondary index segments, at least one field in the SRCH operands on the XDFLD statements of multiple secondary index segments must be different to create a unique search key for each multiple secondary index segment. However, the SRCH operands on the XDFLD statements of multiple secondary index segments are not different.

**System action:** The DBD generation attempt fails with an MNOTE of 8.

**Programmer response:** At least one field in the SRCH operand for each multiple secondary index segment must be different. Correct the fields in the SRCH operands on the XDFLD statements of the multiple secondary index segments to create a unique search key and rerun the DBDGEN utility.

---

**XDFLD242 THE NAME OPERANDS OF MULTIPLE SECONDARY INDEX SEGMENTS ARE DIFFERENT**

**Explanation:** A primary DEDB database with multiple secondary index segments defined contains inconsistent properties. The NAME operands on the XDFLD statements of the multiple secondary index segments are different. The NAME operands must specify the same secondary index field name for the multiple secondary index segments.

**System action:** The DBD generation attempt fails with an MNOTE of 8.

**Programmer response:** Correct the NAME operands on the XDFLD statements to specify the same secondary index field name for the multiple secondary index segments, and rerun the DBDGEN utility.

---

**XDFLD243 THE SEGMENT OPERANDS OF MULTIPLE SECONDARY INDEX SEGMENTS ARE DIFFERENT**

**Explanation:** A primary DEDB database with multiple secondary index segments defined contains inconsistent properties. The SEGMENT operands on the XDFLD statements of the multiple secondary index segments are different. The SEGMENT operands must specify the same source segment name for the multiple secondary index segments.

**System action:** The DBD generation attempt fails with an MNOTE of 8.

**Programmer response:** Correct the SEGMENT operands to specify the same source segment name for the multiple secondary index segments, and rerun the DBDGEN utility.

---

**XDFLD244 THE PSELRTN OPERANDS OF MULTIPLE SECONDARY INDEX SEGMENTS ARE DIFFERENT**

**Explanation:** A primary DEDB database with multiple secondary index segments defined contains inconsistent properties. The PSELRTN operands on the XDFLD statements of the multiple secondary index segments are different. The PSELRTN operands must specify the same user partition selection exit for the multiple secondary index segments.

**System action:** The DBD generation attempt fails with a MNOTE of 8.



**Programmer response:** Correct the PSELRTN operands to specify the same user partition selection exit for the multiple secondary index segments, and rerun the DBD Generation utility.

---

**XDFLD245 THE PSELOPT OPERANDS OF MULTIPLE SECONDARY INDEX SEGMENTS ARE DIFFERENT**

**Explanation:** A primary DEDB database with multiple secondary index segments defined contains inconsistent properties. The PSELOPT operands on the XDFLD statements of the multiple secondary index segments are different. The PSELOPT operands must specify the same user partition selection option of PSELOPT=MULT or PSELOPT=SNGL for the multiple secondary index segments.

**System action:** The DBD generation attempt fails with a MNOTE of 8.

**Programmer response:** Correct the PSELOPT operands to specify the same user partition selection option for the multiple secondary index segments, and rerun the DBD Generation utility.

---

**XDFLD246 THE EXTRTN OPERANDS OF MULTIPLE SECONDARY INDEX SEGMENTS ARE DIFFERENT**

**Explanation:** A primary DEDB database with multiple secondary index segments defined contains inconsistent properties. The EXTRTN operands on the XDFLD statements of the multiple secondary index segments are different. The EXTRTN operands must specify the same user-specified index maintenance exit for the multiple secondary index segments.

**System action:** The DBD generation attempt fails with a MNOTE of 8.

**Programmer response:** Correct the EXTRTN operands to specify the same user-specified index maintenance exit routine for the multiple secondary index segments, and rerun the DBD Generation utility.

---

**XDFLD247 THE NULLVAL OPERANDS OF MULTIPLE SECONDARY INDEX SEGMENTS ARE DIFFERENT**

**Explanation:** A primary DEDB database with multiple secondary index segments defined contains inconsistent properties. The NULLVAL operands on the XDFLD statements of the multiple secondary index segments are different. The NULLVAL operands must specify the same 1-byte value for the multiple secondary index segments.

**System action:** The DBD generation attempt fails with a MNOTE of 8.

**Programmer response:** Correct the NULLVAL operands to specify the same 1-byte value for the

multiple secondary index segments, and rerun the DBD Generation utility.

---

**XDFLD248 THE SUBSEQ OPERANDS OF MULTIPLE SECONDARY INDEX SEGMENTS ARE DIFFERENT**

**Explanation:** A primary DEDB database with multiple secondary index segments defined contains inconsistent properties. The SUBSEQ operands on the XDFLD statements of the multiple secondary index segments are different. The SUBSEQ operands must specify the same fields for the multiple secondary index segments.

**System action:** The DBD generation attempt fails with a MNOTE of 8.

**Programmer response:** Correct the SUBSEQ operands to specify the same fields for the multiple secondary index segments, and rerun the DBD Generation utility.

---

**XDFLD249 THE DDATA LENGTHS OF MULTIPLE SECONDARY INDEX SEGMENTS ARE DIFFERENT**

**Explanation:** A primary DEDB database with multiple secondary index segments defined contains inconsistent properties. The total lengths of DDATA operands on the XDFLD statements of the multiple secondary index segments are different. The DDATA lengths of the multiple secondary index segments must be the same.

**System action:** The DBD generation attempt fails with an MNOTE of 8.

**Programmer response:** Correct the fields in the DDATA operands to make the total DDATA lengths of multiple secondary index segments identical, and rerun the DBD Generation utility.

---

**XDFLD250 THE SEARCH KEY LENGTHS OF MULTIPLE SECONDARY INDEX SEGMENTS ARE DIFFERENT: XDFLD NAME=*xdfldname***

**Explanation:** A primary DEDB database with multiple secondary index segments defined contains inconsistent properties. The total lengths of search keys on the SRCH operands on the XDFLD statements of the multiple secondary index segments are different. The search key lengths of the multiple secondary index segments must be the same.

In the message text,

*xdfldname*

Indicates the name of the indexed data field of an index target segment as specified in the XDFLD statement.

**System action:** The DBD generation attempt fails with an MNOTE of 8.

**Programmer response:** Correct the fields in the SRCH

operands to make the total search key lengths of multiple secondary index segments identical, and rerun the DBD Generation utility.

---

**XDFLD251 THE DDATA LENGTHS OF MULTIPLE SECONDARY INDEX SEGMENTS ARE DIFFERENT: XDFLD NAME=*xdfldname***

**Explanation:** A primary DEDB database with multiple secondary index segments defined contains inconsistent properties. The total lengths of DDATA operands on the XDFLD statements of the multiple secondary index segments are different. The DDATA lengths of the multiple secondary index segments must be the same.

In the message text,

*xdfldname*

Indicates the name of the indexed data field of an index target segment as specified in the XDFLD statement.

**System action:** The DBD generation attempt fails with an MNOTE of 8.

**Programmer response:** Correct the fields in the DDATA operands to make the total DDATA lengths of multiple secondary index segments identical, and rerun the DBD Generation utility.

---

**XDFLD300 XDFLD STMT IS INVALID FOR *database\_type* DBDS**

**Explanation:** In the message text, *database\_type* can be:

- MSDB
- DEDB

The XDFLD statement was inappropriately specified for a DBDGEN with ACCESS=MSDB or ACCESS=DEDB specified on the DBD statement.

**System action:** The system ignores all operands specified on the XDFLD statement and continues to process the remaining statements.

**Programmer response:** Remove the XDFLD statement from the DBDGEN input stream, and rerun the DBD Generation utility.

---

**XDFLD600 THE VALUE OF THE EXTERNALNAME PARAMETER IS NOT UNIQUE IN SEGMENT *xxxxxxx*.**

**Explanation:** The value that is specified on the EXTERNALNAME parameter is the same as the value specified on the NAME parameter or the EXTERNALNAME parameter in a FIELD statement that was previously read by the DBD Generation utility.

In the message text,

*xxxxxxx*

The segment that contains both of the fields that specify the same name.

**System action:** The DBD generation attempt fails with an MNOTE of 8.

**Programmer response:** Specify a unique external name for this XDFLD statement, and rerun the DBD Generation utility.

---

**XDFLD601 THE VALUE OF EXTERNALNAME CANNOT BE A RESERVED SQL KEYWORD.**

**Explanation:** The value that is specified on the EXTERNALNAME parameter is a reserved SQL keyword and cannot be used as an external name for an XDFLD statement.

**System action:** The DBD generation attempt fails with an MNOTE of 8.

**Programmer response:** For this XDFLD statement, specify an external name that is not a reserved SQL keyword, and rerun the DBD Generation utility.

---

**XDFLD602 THE LENGTH OF THE EXTERNALNAME PARAMETER EXCEEDS 26.**

**Explanation:** The value that is specified on the EXTERNALNAME parameter exceeds 26 characters. External names must be 26 characters or less.

**System action:** The DBD generation attempt fails with an MNOTE of 8.

**Programmer response:** On the EXTERNALNAME parameter, specify an external name of 26 characters or less, and rerun the DBD Generation utility.

---

**XDFLD603 THE VALUE OF THE EXTERNALNAME PARAMETER CANNOT BEGIN WITH "DFS".**

**Explanation:** The value that is specified on the EXTERNALNAME parameter begins with the characters DFS. The names that begin with DFS are reserved by IMS and cannot be used as an external name.

**System action:** The DBD generation attempt fails with an MNOTE of 8.

**Programmer response:** For this XDFLD statement, specify an external name that does not begin with DFS, and rerun the DBD Generation utility.

---

**XDFLD604 THE VALUE OF THE EXTERNALNAME PARAMETER CONTAINS INVALID CHARACTERS.**

**Explanation:** The value that is specified on the EXTERNALNAME parameter contains invalid characters. An external name must be specified on the EXTERNALNAME parameter by using uppercase

alphanumeric characters. The following additional characters are also allowed:

\_ (underscore)  
\$  
#  
@

**System action:** The DBD generation attempt fails with an MNOTE of 8.

**Programmer response:** On the EXTERNALNAME parameter, specify an external name that includes only uppercase alphanumeric characters and, optionally, the underscore character, \$, #, and @.



---

## Notices

This information was developed for products and services offered in the US. This material might be available from IBM in other languages. However, you may be required to own a copy of the product or product version in that language in order to access it.

IBM may not offer the products, services, or features discussed in this document in other countries. Consult your local IBM representative for information on the products and services currently available in your area. Any reference to an IBM product, program, or service is not intended to state or imply that only that IBM product, program, or service may be used. Any functionally equivalent product, program, or service that does not infringe any IBM intellectual property right may be used instead. However, it is the user's responsibility to evaluate and verify the operation of any non-IBM product, program, or service.

IBM may have patents or pending patent applications covering subject matter described in this document. The furnishing of this document does not grant you any license to these patents. You can send license inquiries, in writing, to:

*IBM Director of Licensing  
IBM Corporation  
North Castle Drive, MD-NC119  
Armonk, NY 10504-1785  
US*

For license inquiries regarding double-byte character set (DBCS) information, contact the IBM Intellectual Property Department in your country or send inquiries, in writing, to:

*Intellectual Property Licensing  
Legal and Intellectual Property Law  
IBM Japan, Ltd.  
19-21, Nihonbashi-Hakozakicho, Chuo-ku  
Tokyo 103-8510, Japan*

INTERNATIONAL BUSINESS MACHINES CORPORATION PROVIDES THIS PUBLICATION "AS IS" WITHOUT WARRANTY OF ANY KIND, EITHER EXPRESS OR IMPLIED, INCLUDING, BUT NOT LIMITED TO, THE IMPLIED WARRANTIES OF NON-INFRINGEMENT, MERCHANTABILITY OR FITNESS FOR A PARTICULAR PURPOSE. Some jurisdictions do not allow disclaimer of express or implied warranties in certain transactions, therefore, this statement may not apply to you.

This information could include technical inaccuracies or typographical errors. Changes are periodically made to the information herein; these changes will be incorporated in new editions of the publication. IBM may make improvements and/or changes in the product(s) and/or the program(s) described in this publication at any time without notice.

Any references in this information to non-IBM websites are provided for convenience only and do not in any manner serve as an endorsement of those

websites. The materials at those websites are not part of the materials for this IBM product and use of those websites is at your own risk.

IBM may use or distribute any of the information you provide in any way it believes appropriate without incurring any obligation to you.

Licensees of this program who wish to have information about it for the purpose of enabling: (i) the exchange of information between independently created programs and other programs (including this one) and (ii) the mutual use of the information which has been exchanged, should contact:

*IBM Director of Licensing  
IBM Corporation  
North Castle Drive, MD-NC119  
Armonk, NY 10504-1785  
US*

Such information may be available, subject to appropriate terms and conditions, including in some cases, payment of a fee.

The licensed program described in this document and all licensed material available for it are provided by IBM under terms of the IBM Customer Agreement, IBM International Program License Agreement or any equivalent agreement between us.

The performance data and client examples cited are presented for illustrative purposes only. Actual performance results may vary depending on specific configurations and operating conditions.

Information concerning non-IBM products was obtained from the suppliers of those products, their published announcements or other publicly available sources. IBM has not tested those products and cannot confirm the accuracy of performance, compatibility or any other claims related to non-IBM products. Questions on the capabilities of non-IBM products should be addressed to the suppliers of those products.

Statements regarding IBM's future direction or intent are subject to change or withdrawal without notice, and represent goals and objectives only.

This information contains examples of data and reports used in daily business operations. To illustrate them as completely as possible, the examples include the names of individuals, companies, brands, and products. All of these names are fictitious and any similarity to actual people or business enterprises is entirely coincidental.

#### COPYRIGHT LICENSE:

This information contains sample application programs in source language, which illustrate programming techniques on various operating platforms. You may copy, modify, and distribute these sample programs in any form without payment to IBM, for the purposes of developing, using, marketing or distributing application programs conforming to the application programming interface for the operating platform for which the sample programs are written. These examples have not been thoroughly tested under all conditions. IBM, therefore, cannot guarantee or imply reliability, serviceability, or function of these programs. The sample

programs are provided "AS IS", without warranty of any kind. IBM shall not be liable for any damages arising out of your use of the sample programs.

Each copy or any portion of these sample programs or any derivative work must include a copyright notice as follows:

© (your company name) (year).

Portions of this code are derived from IBM Corp. Sample Programs.

© Copyright IBM Corp. \_enter the year or years\_.

---

## Trademarks

IBM, the IBM logo, and [ibm.com](http://www.ibm.com)<sup>®</sup> are trademarks or registered trademarks of International Business Machines Corp., registered in many jurisdictions worldwide. Other product and service names might be trademarks of IBM or other companies. A current list of IBM trademarks is available on the web at "Copyright and trademark information" at <http://www.ibm.com/legal/copytrade.shtml>.

Adobe, the Adobe logo, and the PostScript logo are either registered trademarks or trademarks of Adobe Systems Incorporated in the United States, and/or other countries.

Linux is a registered trademark of Linus Torvalds in the United States, other countries, or both.

Microsoft, Windows, Windows NT, and the Windows logo are trademarks of Microsoft Corporation in the United States, other countries, or both.

Java and all Java-based trademarks and logos are trademarks or registered trademarks of Oracle and/or its affiliates.

UNIX is a registered trademark of The Open Group in the United States and other countries.

---

## Terms and conditions for product documentation

Permissions for the use of these publications are granted subject to the following terms and conditions.

### Applicability

These terms and conditions are in addition to any terms of use for the IBM website.

### Personal use

You may reproduce these publications for your personal, noncommercial use provided that all proprietary notices are preserved. You may not distribute, display or make derivative work of these publications, or any portion thereof, without the express consent of IBM.

### Commercial use

You may reproduce, distribute and display these publications solely within your enterprise provided that all proprietary notices are preserved. You may not make derivative works of these publications, or reproduce, distribute or display these

publications or any portion thereof outside your enterprise, without the express consent of IBM.

## **Rights**

Except as expressly granted in this permission, no other permissions, licenses or rights are granted, either express or implied, to the publications or any information, data, software or other intellectual property contained therein.

IBM reserves the right to withdraw the permissions granted herein whenever, in its discretion, the use of the publications is detrimental to its interest or, as determined by IBM, the above instructions are not being properly followed.

You may not download, export or re-export this information except in full compliance with all applicable laws and regulations, including all United States export laws and regulations.

IBM MAKES NO GUARANTEE ABOUT THE CONTENT OF THESE PUBLICATIONS. THE PUBLICATIONS ARE PROVIDED "AS-IS" AND WITHOUT WARRANTY OF ANY KIND, EITHER EXPRESSED OR IMPLIED, INCLUDING BUT NOT LIMITED TO IMPLIED WARRANTIES OF MERCHANTABILITY, NON-INFRINGEMENT, AND FITNESS FOR A PARTICULAR PURPOSE.

---

## **IBM Online Privacy Statement**

IBM Software products, including software as a service solutions, ("Software Offerings") may use cookies or other technologies to collect product usage information, to help improve the end user experience, to tailor interactions with the end user or for other purposes. In many cases no personally identifiable information is collected by the Software Offerings. Some of our Software Offerings can help enable you to collect personally identifiable information. If this Software Offering uses cookies to collect personally identifiable information, specific information about this offering's use of cookies is set forth below.

This Software Offering does not use cookies or other technologies to collect personally identifiable information.

If the configurations deployed for this Software Offering provide you as customer the ability to collect personally identifiable information from end users via cookies and other technologies, you should seek your own legal advice about any laws applicable to such data collection, including any requirements for notice and consent.

For more information about the use of various technologies, including cookies, for these purposes, See IBM's Privacy Policy at <http://www.ibm.com/privacy> and IBM's Online Privacy Statement at <http://www.ibm.com/privacy/details> the section entitled "Cookies, Web Beacons and Other Technologies" and the "IBM Software Products and Software-as-a-Service Privacy Statement" at <http://www.ibm.com/software/info/product-privacy>.



---

## Bibliography

This bibliography lists all of the publications in the IMS 15 library.

<b>Title</b>	<b>Acronym</b>	<b>Order number</b>
<i>IMS Version 15 Application Programming</i>	APG	SC27-6778
<i>IMS Version 15 Application Programming APIs</i>	APR	SC27-6779
<i>IMS Version 15 Commands, Volume 1: IMS Commands A-M</i>	CR1	SC27-6780
<i>IMS Version 15 Commands, Volume 2: IMS Commands N-V</i>	CR2	SC27-6781
<i>IMS Version 15 Commands, Volume 3: IMS Component and z/OS Commands</i>	CR3	SC27-6782
<i>IMS Version 15 Communications and Connections</i>	CCG	SC27-6783
<i>IMS Version 15 Database Administration</i>	DAG	SC27-6784
<i>IMS Version 15 Database Utilities</i>	DUR	SC27-6785
<i>IMS Version 15 Diagnosis</i>	DGR	GC27-6786
<i>IMS Version 15 Exit Routines</i>	ERR	SC27-6787SC19- 4208
<i>IMS Version 15 Installation</i>	INS	SC27-6788
<i>IMS Version 15 Licensed Program Specifications</i>	LPS	GC27-6799
<i>IMS Version 15 Messages and Codes, Volume 1: DFS Messages</i>	MC1	GC27-6789
<i>IMS Version 15 Messages and Codes, Volume 2: Non-DFS Messages</i>	MC2	GC27-6790
<i>IMS Version 15 Messages and Codes, Volume 3: IMS Abend Codes</i>	MC3	GC27-6791
<i>IMS Version 15 Messages and Codes, Volume 4: IMS Component Codes</i>	MC4	GC27-6792
<i>IMS Version 15 Operations and Automation</i>	OAG	SC27-6793
<i>IMS Version 15 Release Planning</i>	RPG	GC27-6794
<i>IMS Version 15 System Administration</i>	SAG	SC27-6795
<i>IMS Version 15 System Definition</i>	SDG	GC27-6796
<i>IMS Version 15 System Programming APIs</i>	SPR	SC27-6797
<i>IMS Version 15 System Utilities</i>	SUR	SC27-6798







Product Number: 5635-A06  
5655-DS5  
5655-TM4

Printed in USA

GC27-6790-00



Spine information:

IMS Version 15.1.0

Messages and Codes, Volume 2: Non-DFS Messages

