



# **Implementing TCP/IP for OS/390 A Step by Step Approach for MVS Systems Programmers**

**Bob Teichman  
Washington Systems Center  
TEICHMN@US.IBM.COM**

**Session # 2925**

# Agenda

Getting started

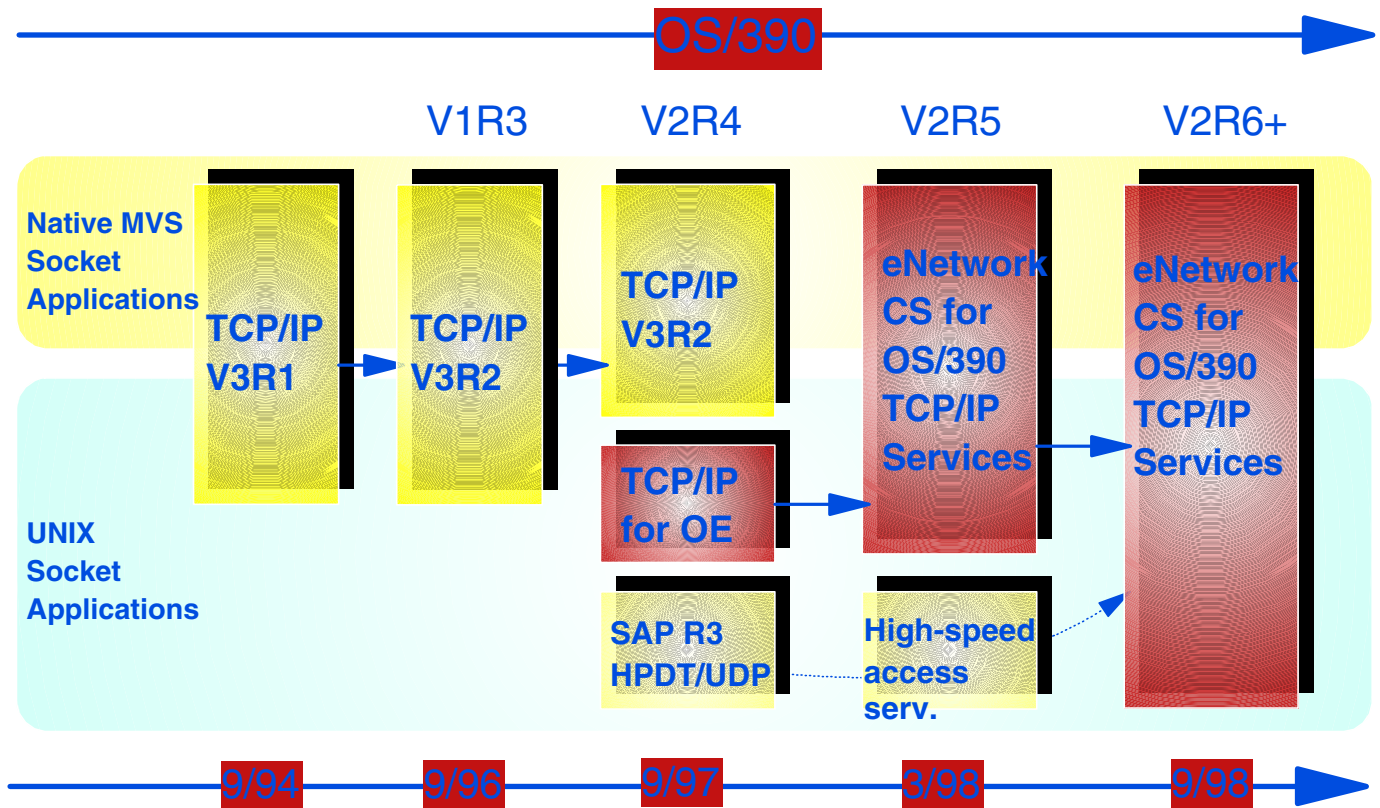
TCPIP Configuration files

RACF

PARMLIB

Managing TCP/IP

# OS/390 TCP/IP Stack Roadmap



## Getting Started

### Key Configuration Parameters

IP Address

Host name

Domain name

Nameserver IP address

Default router IP address

Network mask

## Key TCP/IP Parameter Files

- TCP/IP PROFILE dataset
  - ✓ defines network interfaces and assigns IP addresses
  - ✓ specifies servers to be automatically started at TCP/IP initialization
  - ✓ defines preliminary IP routing information specifies TN3270 configuration
  - ✓ starts network device interfaces
  
- TCP/IP TCPDATA dataset or /etc/resolv.conf
  - ✓ specifies name of TCP/IP stack
  - ✓ assigns TCP/IP host and domain names
  - ✓ identifies DNS servers

## Configuration File

### TCPIP DATA

*TCPIP*.TCPIP.DATA or /etc/resolv.conf

### PROFILE TCPIP

*TCPIP*.PROFILE.TCPIP

### HOSTS LOCAL

*TCPIP*.HOSTS.LOCAL

*TCPIP*.HOSTS.ADDRINFO

*TCPIP*.HOSTS.SITEINFO

### ETC SERVICES

*TCPIP*.ETC.SERVICES or /etc/services


## Defining Device Connection

```
DEVICE LCS1 LCS 640
```

```
LINK TR2 IBMTR 1 LCS1
```

```
HOME 9.82.1.190 TR2
```

```
Start LCS1
```




# Routing

Routing is done based on the definitions in the routing table

Each entry has two key definitions

- Destination
- Next hop
  - router
  - local network






## Routing

**Direct Route** - If both the source and destination on the same network

**Indirect Route** - Destination is on a different network and must be reached via a router.

**Default Route** - Used if the destination network can not be reached via the direct or indirect routes.




## Static Routing Table

### GATEWAY

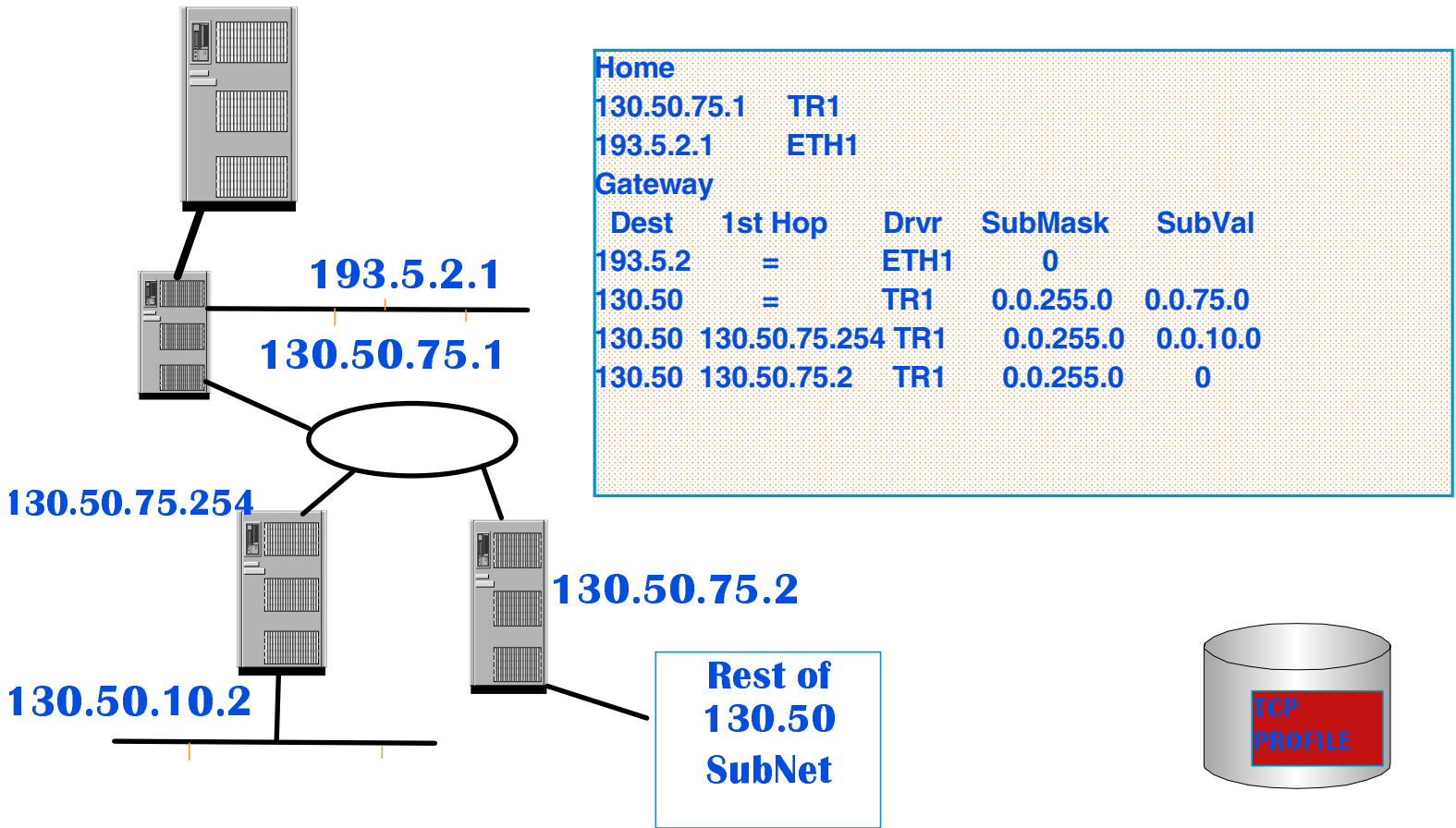
; Network	First hop	Driver	Packet size	Subnet mask	Subnet
9	=	TR2	2000	0.255.255.0	0.82.1.0

### ; ROUTER

**DEFAULTNET** 9.82.1.103 TR2 DEFAULTSIZE 0



# Subnet Example




# Domain Name System

Names that correspond to addresses

Distributed database with well-controlled authority

<b>152.6.2.1</b>	<b>vmhost12.austin.ibm.com</b>
<b>131.6.0.7</b>	<b>risc6000.iadb.org</b>
<b>9.29.5.2</b>	<b>www.umd.edu</b>
<b>35.0.1.215</b>	<b>gburg.ibm.com</b>



## Resolver Data

### TCP/IP Resolver:

TCPIP.DATA  
hlq.ETC.PROTO  
hlq.ETC.SERVICES  
hlq.HOSTS.ADDRINFO  
hlq.HOSTS.SITEINFO

### LE Resolver:

/etc/resolv.conf  
/etc/protocol  
/etc/services  
/etc/hosts

## Resolver DATA


HOSTNAME CGIMVS

DOMAINORIGIN WASHINGTON.IBM.COM

NSINTERADDR 9.82.1.107

TCPIPJobName TCPIP

Datasetprefix TCP



## Setting RESOLVER\_CONFIG Environment Variable

- In the UNIX shell:
  - > `export RESOLVER_CONFIG="// 'USER1.ALFRED.CNTL(TCPDATAT) ' "`
- In a BPXBATCH STDENV input file or data set:
  - > `RESOLVER_CONFIG="// 'USER1.ALFRED.CNTL(TCPDATAT) '`
- In a POSIX(ON) program's EXEC PARM string:
  - > `//FTPD EXEC PGM=FTPD,REGION=0K,TIME=NOLIMIT,  
// PARM='ENVAR("RESOLVER_CONFIG=/etc/myresolv)/PORT 621'`

## HOSTS LOCAL

Used for local name/IP address resolution

- Names that can not be handled by the NameServer
- If the NameServer is unavailable

HOST : 9.82.1.101 : WSCVM.WASHINGTON.IBM.COM,VM ::: :

HOST : 9.82.1.102 : WSCMVS.WASHINGTON.IBM.COM.MVS ::: :

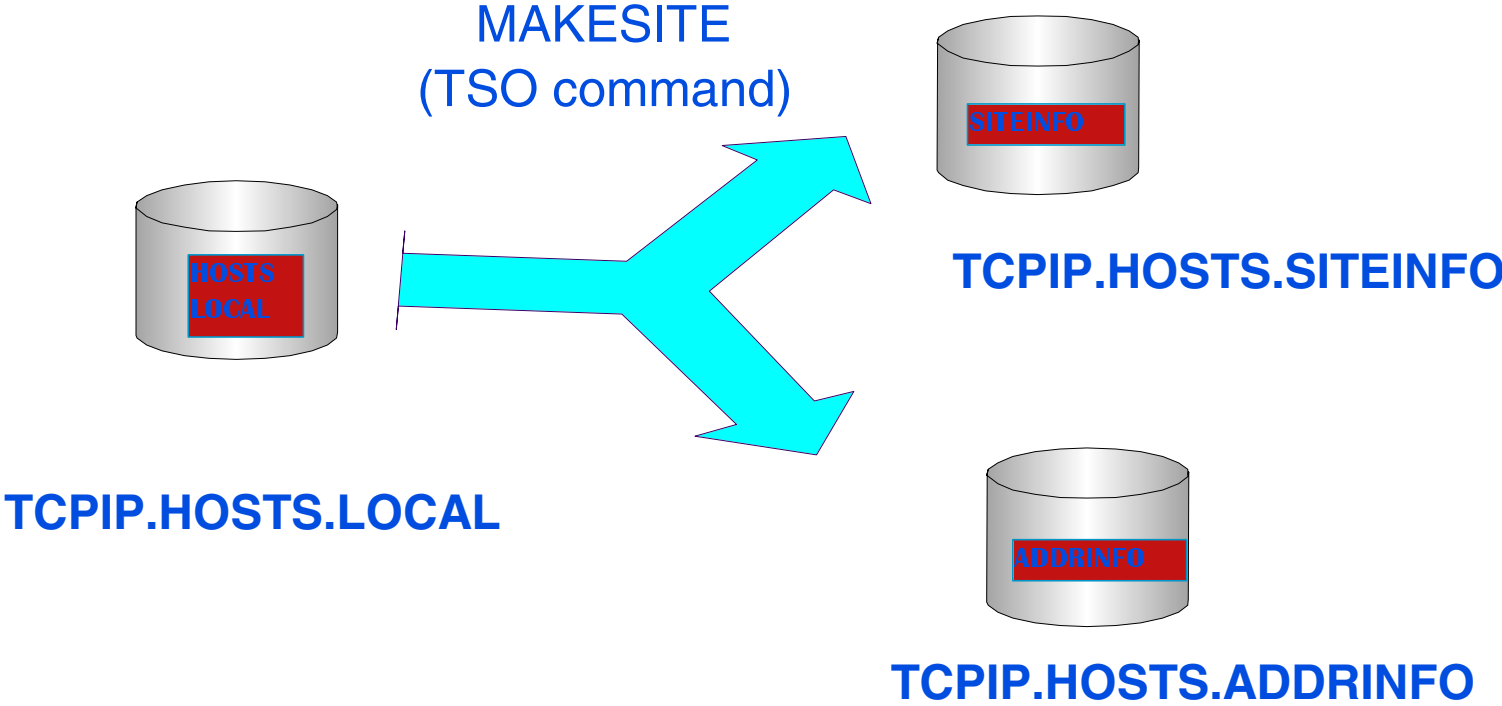
HOST : 9.82.1.189: GHIDRA.WASHINGTON.IBM.COM,GHIDRA ::: :

HOST : 9.82.1.113: CHESPEAK.WASHINGTON.IBM.COM,CHESPEAK ::: :





# MAKESITE



# TCP/IP Applications

TN3720 (TELNET)

FTP


telnet

rlogin

## TN3270 Parm

### TCPIP.PROFILE.TCPIP

- **TELNETPARMS.....**  
**PORT**  
**ENDTELNETPARMS**
- **BEGINVTAM.....**  
**TELNETDEVICE**  
**DEFAULTLUS**  
**DEFAULTAPPL**  
**ALLOWAPPL**  
**ENDVTAM**



## VTAM Definitions in PROFILE

**TELNETDEVICE 3278-3-E NSX32703 ; 32 line screen**

**TELNETDEVICE 3279-3-E NSX32703 ; 32 line screen**

**TELNETDEVICE 3278-4-E NSX32704 ; 48 line screen**


**TELNETDEVICE 3279-4-E NSX32704 ; 48 line screen**

**DEFAULTLUS**

**TCP00001-TCP00030**

**ALLOWAPPL TSO\* DISCONNECTABLE**

**DEFAULTAPPL TSO**



## SYS1.VTAMLST(*tcpappl*)

TCP VBUILD TYPE=APPL

TCP00001 APPL AUTH=NVPACE,EAS=1,PARSESS=NO,  
MODETAB=ISTINCLM,SESSLIM=YES

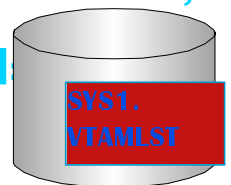
TCP00002 APPL AUTH=NVPACE,EAS=1,PARSESS=NO,  
MODETAB=ISTINCLM,SESSLIM=YES

TCP00003 APPL AUTH=NVPACE,EAS=1,PARSESS=NO,  
MODETAB=ISTINCLM,SESSLIM=YES

TCP00004 APPL AUTH=NVPACE,EAS=1,PARSESS=NO,  
MODETAB=ISTINCLM,SESSLIM=

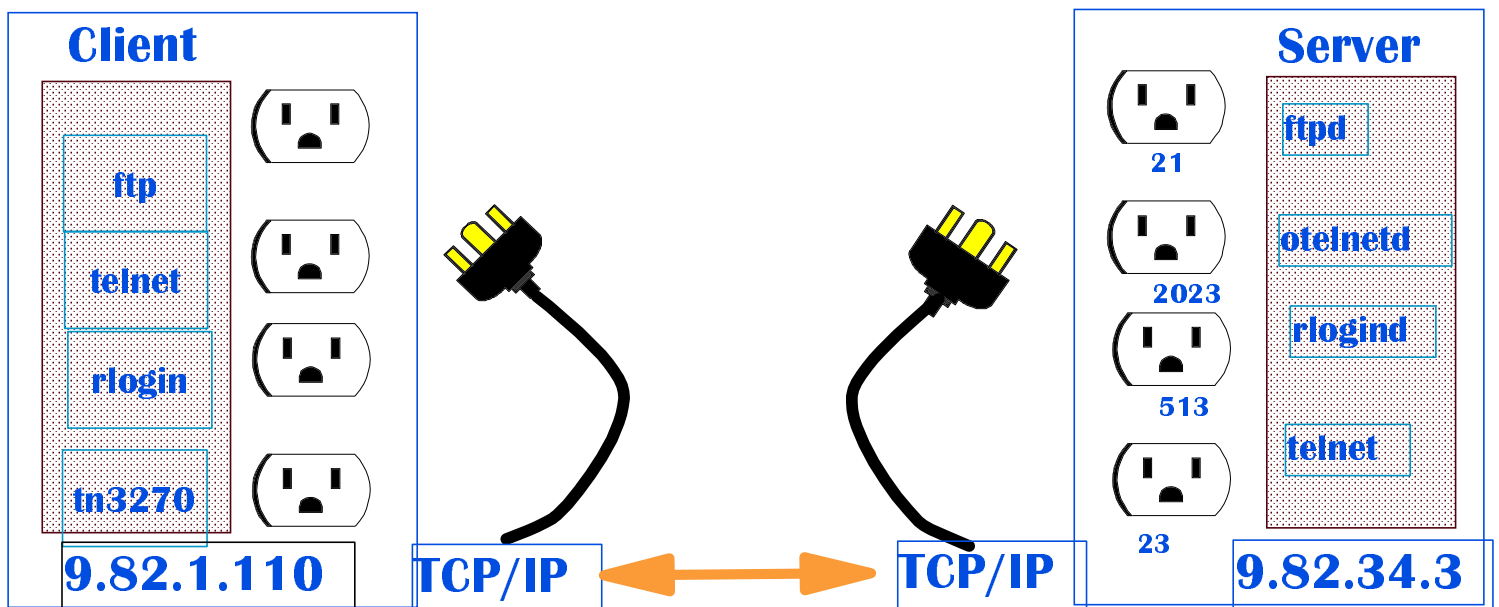
VARY NET,ACT,ID=*tcpappl*

- 
- 
- 



# Sockets

**Socket Address= IP Address + Port Number**



## SERVICES


ftp	21/tcp
telnet	23/tcp
exec	512/tcp
login	513/tcp
shell	514/tcp



**AUTOMOUNT TRUE**  
**AUTORECALL TRUE**  
**BLOCKSIZE 6233**  
**DIRECTORY 27**  
**FILETYPE SEQ**  
**LRECL 256**  
**PRIMARY 1**  
**RECFM VB**  
**SECONDARY 1**  
**SPACETYPE TRACK**  
**STARTDIR HFS**  
**UMASK 022**  
  
**UNITNAME SYSDA**

## FTP DATA

**; automatic mount of unmounted volume**  
**; automatic recall of migrated data sets**  
**; new data set allocation blocksize**  
**; new data set allocation directory blocks**  
**; file transfer mode**  
**; new data set allocation lrecl**  
**; new data set allocation primary space**  
**; new data set allocation record format**  
**; new data set allocation secondary space**  
**; new data set allocation space type**  
**; use HFS directory at connect time**  
**; octal UMASK to restrict setting**  
**; of permission bits when creating new hfs fil**  
**; new data set allocation unit**






## FTPD Proc

```
//FTPD  PROC MODULE='FTPD',PARMS=""  
//FTPD  EXEC PGM=&MODULE,REGION=4096K,TIME=NOLIMIT,  
//      PARM=ENVAR("RESOLVER_CONFIG=/etc/resolv)/&PARMS  
//SYSFTPD DD DISP=SHR,DSN=TCPIP.FTP.DATA
```

To start ftpd at OMVS initialization



**/etc/rc**

```
# Start the ftp daemon  
_BPX_JOBNAME='FTPD' /usr/sbin/ftpd
```

## Additional Applications

### Applications

- rlogin
- telnet (into the shell)
- rexec
- shell

use a generic listener called **inetd**

# Configuration Files

## **`/etc/inetd.conf`**

**`otelnet stream tcp nowait OMVSKERN /usr/sbin/otelnetd otelnetd -m`**


**`shell stream tcp nowait OMVSKERN /usr/sbin/rshd rshd`**

**`login stream tcp nowait OMVSKERN /usr/sbin/rlogind rlogind -m`**

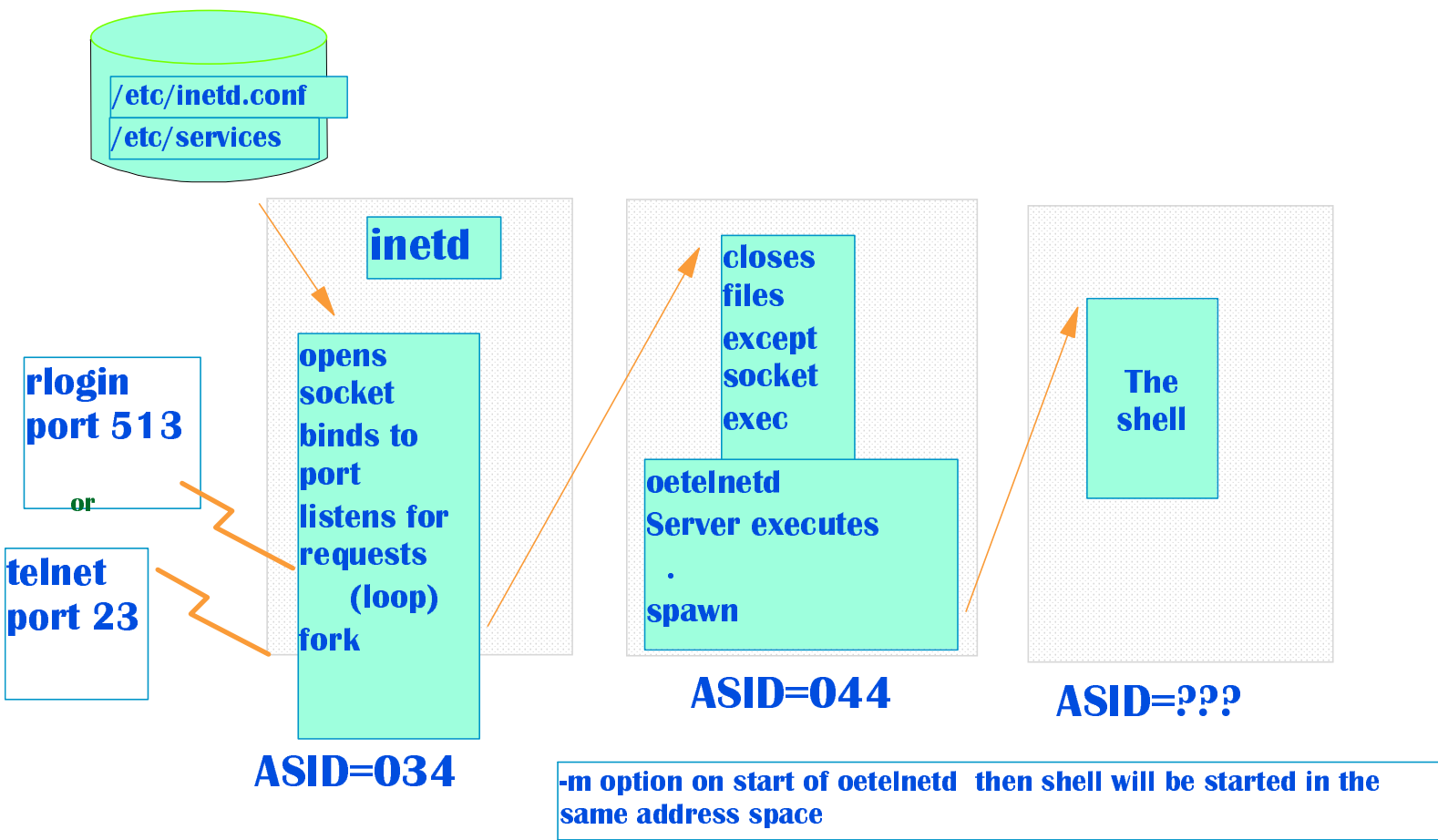
**`exec stream tcp nowait OMVSKERN /usr/sbin/rexecd rexecd`**

## SERVICES

ftp	21/tcp
telnet	23/tcp
exec	512/tcp
login	513/tcp
shell	514/tcp
otelnnet	2023/tcp



# RLOGIN or TELNET



## Starting INETD

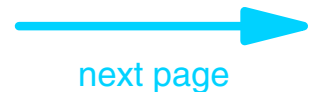
To start inetd at OMVS initialization

**/etc/rc**

```
# Start the INET daemon for remote login activity
```

```
_BPX_JOBNAME='INETD' /usr/sbin/inetd /etc/inetd.conf
```

To start inetd using TCPIP Autolog or via operator command



## Starting INETD

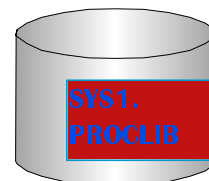
**Prior to  
OS390  
2.7**

```
//INETD PROC
//INETD EXEC PGM=INETD,TIME=NOLIMIT,
// PARM='POSIX(ON) ALL31(ON)/ /etc/inetd.conf'
//SYSPRINT DD SYSOUT=*
//SYSIN DD DUMMY
//SYSERR DD SYSOUT=H
//SYSOUT DD SYSOUT=H
//CEEDUMP DD SYSOUT=*
```

**OS390  
2.7 +**


```
//INETD PROC
/* modified to R7 to BPXBATCH to start the inetd from HFS.
//INETD EXEC PGM=BPXBATCH,TIME=NOLIMIT,
// PARM='PGM /usr/sbin/inetd /etc/inetd.conf'
//SYSPRINT DD SYSOUT=*
//SYSIN DD DUMMY

//SYSERR DD SYSOUT=H
//SYSOUT DD SYSOUT=H
//CEEDUMP DD SYSOUT=*
```



## TCPIP PROC

```
//TCPIP  PROC PARMS='CTRACE(CTIEZB00)'  
//TCPIP  EXEC PGM=EZBTCPIP,  
//      PARM='&PARMS',  
//      REGION=0M,TIME=1440  
//SYSPRINT DD SYSOUT=*,DCB=(RECFM=VB,.....  
//ALGPRINT DD SYSOUT=*,DCB=(RECFM=VB,.....  
//SYSOUT   DD SYSOUT=*,DCB=(RECFM=VB,.....  
//CEEDUMP  DD SYSOUT=*,DCB=(RECFM=VB,.....  
//SYSERROR DD SYSOUT=*  
//SYSMDUMP DD DUMMY  
//PROFILE  DD DISP=SHR,DSN=TCPIP.PROFILE.TCPIP  
//SYSTCPD  DD DISP=SHR,DSN=TCPIP.TCPIP.DATA
```

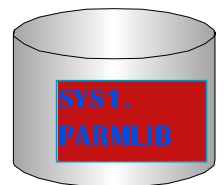




## BPXPRMxx

**FILESYSTYPE TYPE(IBMUDS) ENTRYPOINT(BPXTUINT)  
NETWORK DOMAINNAME(AF\_UNIX)  
DOMAINNUMBER(1)  
MAXSOCKETS(64)  
TYPE(IBMUDS)**

**FILESYSTYPE TYPE(INET) ENTRYPOINT(EZBPFINI)  
NETWORK DOMAINNAME(AF\_INET)  
DOMAINNUMBER(2)  
MAXSOCKETS(10000)  
TYPE(INET)**



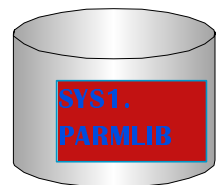
## SCHEDxx

**PPT PGMNAME(EZAINMAN) NOSWAP NOCANCEL  
KEY(6) PRIV SYST**

**PPT PGMNAME(EZBTCPIP) NOSWAP NOCANCEL  
KEY(6) PRIV SYST**

**PPT PGMNAME(MVPTNF) NOSWAP NOCANCEL  
KEY(0) PRIV SYST**

**PPT PGMNAME(MVPXVMCF) NOSWAP NOCANCEL  
KEY(0) PRIV SYST**



## SSN and LPA

### **IEFSSNxx**


```
SUBSYS SUBNAME(TNF) /* TCPIP */
SUBSYS SUBNAME(VMCF) /* TCPIP */
```

### **CMMNDxx**

```
COM='S EZAZSSI,P=nodename'
```

### **LPALSTxx**

```
TCPIP.SEZALPA
```



PROGxx or IEAAPFxx

**TCPIP.SEZATCP www,**


**TCPIP.SEZALINK www,**

**TCPIP.SEZALNK2 www,**

**TCPIP.SEZAMIG www,**

**TCPIP.SEZADSIL www,**

**TCPIP.SEZALPA www**



## RACF Definitions

```
ADDUSER TCPIP DEFLTGRP(OMVSGRP) OMVS(UID(0)  
HOME('/usr/lpp/tcpip'))
```

```
RDEFINE STARTED TCPIP.* STDATA(USER(TCPIP))
```

```
RDEFINE STARTED FTPD.* STDATA(USER(TCPIP))
```

```
RDEFINE STARTED INETD.* STDATA(USER(TCPIP))
```

```
SETROPTS RACLIST(STARTED) REFRESH
```

## DAEMON Authority

```
RDEFINE FACILITY BPX.DAEMON  
UACC(NONE)
```

```
PERMIT BPX.DAEMON CLASS(FACILITY)  
ACCESS(READ) ID(TCPIP)
```

```
RALTER PROGRAM *  
ADDMEM('TCPIP.SEZALINK'//NOPADCHK)  
UACC(READ)
```

```
SETROPTS RACLIST(FACILITY) REFRESH
```

```
SETROPTS WHEN(PROGRAM) REFRESH
```

## TCP VARY Commands

```
VARY TCPIP,TCPPROC,CMD=OBEYFILE,DSN=TEICHMAN.OBEYFIL
```

```
VARY TCPIP,TCPPROC,START,CTC1
```

```
VARY TCPIP,TCPPROC,CMD=DROP,CONNECTION=5001
```

## TCP VARY Commands

**RDEFINE OPERCMDS MVS.VARY.TCPIP.\*\***

**PERMIT MVS.VARY.TCPIP.\*\* CL(OPERCMDS)  
ACCESS(CONTROL) ID(IBMUSER)**

**PERMIT MVS.VARY.TCPIP.\*\* CL(OPERCMDS)  
ACCESS(CONTROL) ID(SYSADM)**

**SETROPTS RACLIST(OPERCMDS) REFRESH**



## Default UserID

```
ADDGROUP defgrp OMVS(GID(77777))
```

```
ADDUSER defuser DFLTGRP(defgrp) NAME('DEFAULT  
OE USER') OMVS(UID(99999))
```

```
RDEFINE FACILITY BPX.DEFAULT.USER  
APPLDATA('defuser')
```

```
SETR RACLIST(FACILITY) REFRESH
```

## Useful Commands

**PING - test the connectivity to another host**

**PING 9.19.122.55**

**PING ATLLAB131.SD.DFW.IBM.COM**

**NETSTAT - display configuration and statistical information for this host**

**NETSTAT HOME**

**displays the IP address**

**NETSTAT GATE**

**displays the routing information**

**NSLOOKUP - look up names in a nameserver**

**NSLOOKUP FLASH**

**NSLOOKUP SOCKS1.SERVER.IBM.COM**