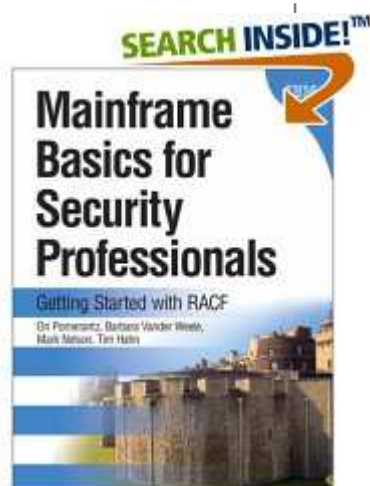




IBM Systems and Technology Group

# RACF® and DB2®: Teamed for Security

**SHARE Boston**  
**Session 7969**  
**August 2010**



Mark Nelson, CISSP®, CSSLP®  
z/OS Security Server (RACF) Design and Development  
IBM Poughkeepsie  
[markan@us.ibm.com](mailto:markan@us.ibm.com)

## Disclaimer

Information regarding potential future products is intended to outline our general product direction and it should not be relied on in making a purchasing decision.

The information mentioned regarding potential future products is not a commitment, promise, or legal obligation to deliver any material, code or functionality. Information about potential future products may not be incorporated into any contract.

The development, release, and timing of any future features or functionality described for our products remains at our sole discretion.

# Trademarks

IBM, the IBM logo, and ibm.com are trademarks or registered trademarks of International Business Machines Corporation in the United States, other countries, or both. If these and other IBM trademarked terms are marked on their first occurrence in this information with a trademark symbol (® or ™), these symbols indicate U.S. registered or common law trademarks owned by IBM at the time this information was published. Such trademarks may also be registered or common law trademarks in other countries. A current list of IBM trademarks is available on the Web at "Copyright and trademark information" at [www.ibm.com/legal/copytrade.shtml](http://www.ibm.com/legal/copytrade.shtml)

Java and all Java-based trademarks are trademarks of Sun Microsystems, Inc. in the United States, other countries, or both.

UNIX is a registered trademark of The Open Group in the United States and other countries.

Other company, product, or service names may be trademarks or service marks of others.

# Agenda

- **A RACF View of DB2**
  - ▶ Tables and the DB2 catalog
  - ▶ Privileges and authorities
  - ▶ Ownership
  - ▶ How is RACF always used with DB2
  
- **A DB2 view of RACF**
  - ▶ Identification and Authentication
  - ▶ Resources
  
- **Using RACF to Control Access to DB2 Objects**
  - ▶ Privileges and administrative authorities
  - ▶ Mapping DB2 authorization requests to RACF resource names
  - ▶ Auditing
  - ▶ What's new with DB2 9 and DB2 10
  - ▶ Considerations
  - ▶ Migration

# RACF and DB2: Teamed for Security

A RACF View of DB2

## A RACF View of DB2

- **Everything in DB2 is a table**
- The ***DB2 catalog*** is a set of tables (sometimes called the ***catalog tables***) which contain information about the data that DB2 is managing
  - ▶ Table names, column names, database names, data types
  - ▶ DB2-managed authorization information is in the DB2 catalog
- **TABLES** reside in **DATABASES** which reside in **TABLE SPACES** (which map to one or more VSAM data sets) that use **BUFFERPOOLS** (for performance) and can be allocated in **STORAGE GROUPS**. **VIEWS** and **INDEXES** can be created on **TABLES**.

## A RACF View of DB2...

- There are many other DB2 objects that support DB2 tables.
  - ▶ Other DB2 objects include: ***PLANS, PACKAGES, USER DEFINED TYPES, USER DEFINED FUNCTIONS, STORED PROCEDURES, SCHEMAS, JARS, and SEQUENCES.***



## A RACF View of DB2...

- **Privilege**

- ▶ Allows a specific function, sometimes on a specific object

- **Explicit privilege**

- ▶ Has a name and is held as a result of an SQL GRANT statement

- **Administrative Authority**

- ▶ Set of privileges, often covering a related set of objects. Authorities often include privileges that are not explicit, have no name, and cannot be specifically granted; For example, the ability to terminate any utility job is included in the SYSOPR authority



## A RACF View of DB2...

- **Each DB2 object type (e.g. table, plan, view) has a set of privileges**
- **Example: For tables the privileges are:**
  - ▶ **SELECT**: retrieve data from a table
  - ▶ **INSERT**: insert rows into a table
  - ▶ **ALTER**: change the table definition
  - ▶ **UPDATE\***: change the contents of a specific column
  - ▶ **DELETE**: delete rows
  - ▶ **INDEX**: to create an index
  - ▶ **REFERECES\***: to add or remove a referential constraint
  - ▶ **TRIGGER**: to define a trigger

A "\*" indicates that the privilege may be granted on a specific column

- ***Note: Privileges are not hierarchical***

## A RACF View of DB2...

- **DB2 has a set of DB2 system authorities**
  - ▶ **SYSADM**, which has all DB2 privileges
  - ▶ **SYSCTRL**, which has all DB2 privileges, except those which read or modify user data
  - ▶ **SYSOPR**, which is allowed to issue most DB2 commands and to end utilities
- **DB2 has a set of database authorities**
  - ▶ **DBADM**, which has the DB2 privileges required to control a data base; Allowed to manipulate any table within the database
  - ▶ **DBCTRL**, which has the DB2 privileges required to control a data base and run utilities against the data base
  - ▶ **DBMAINT**, which is allowed to work with certain objects and run certain utilities on a data base

## A RACF View of DB2...

- **"Ownership" of an object within DB2 carries with it a set of implicit privileges:**
  - ▶ **Tables**
    - Alter/drop the table or any index, lock, comment, label, create an index or view, select or update any column, insert or delete any row, use the LOAD utility, define referential constraints, create a trigger
  - ▶ **Database**
    - DBCTRL or DBADM, depending on how the database was created
- **DB2 has its own protection mechanisms for controlling access to DB2 objects**
  - ▶ `GRANT SELECT ON TABLE SYSIBM.SYSTABAUTH TO MARKN;`

## A RACF View of DB2...

### ■ **How is RACF Always Used with DB2?**

#### ▶ Identities

- The DB2 primary authorization ID is a RACF identity
- Secondary auth IDs are often derived by exit from the RACF-generated list of groups

▶ DB2's underlying VSAM data sets can and should be protected by RACF

▶ When multilevel security (MLS) is enabled, RACF is the evaluator of SECLABEL checks

## A RACF View of DB2...

- **The ability of a user to connect to DB2 is controlled through checks in the DSNR class**
  - ▶ Separate controls for batch/TSO, IMS, CICS, distributed data facility (DDF), and Recoverable Resource Manager Services Attachment Facility (RRSAF)
  
- **With RACF's plug-in for DSNX@XAC, RACF can be used to control access to DB2 objects**

# RACF and DB2: Teamed for Security

A DB2 View of RACF

## A DB2 View of RACF

- **Resource Access Control Facility (RACF) provides centralized:**
  - ▶ **Identification:** Who do I claim to be?
  - ▶ **Authentication:** How do you know that I am who I claim I am?
  - ▶ **Access control:** What am I allowed to access?
  - ▶ **Security event logging:** Where do we record what I've done?
  
- **One key purpose of RACF is to answer the question: “Does user <user-name> have <level-of-access> to the resource <resource-name> in the class <class-name>?”**
  - ▶ The resource is identified by a class (such as TERMINAL, CONSOLE) and a resource name
    - Each class has a maximum resource names: Data set = 24, terminal = 8, etc. |
  - ▶ Level-of-access is one of:
    - EXECUTE, READ, UPDATE, CONTROL, ALTER
    - Access levels are hierarchical



## A DB2 View of RACF...

- **RACF responds with one of three answers:**
  - ▶ Yes! Access is allowed (Return code = 0)
  - ▶ No! Access is not allowed (Return code = 8)
  - ▶ I don't know because there is nothing in the RACF data base upon which I can base an answer! (Return code = 4)
  
- **The programming interface is RACROUTE, which is a part of the System Authorization Facility (SAF)**
  
- **Other vendors support the SAF interface**

## A DB2 View of RACF...

- **RACF stores all of its information in the RACF database**
- **RACF's data is organized into sets of information called profiles.**
  - ▶ The types of profiles are user, group data set, and general resource
- **Access to a resource is given using the RACF PERMIT command**
- **Access to a resource is taken away using the RACF PERMIT command with the DELETE keyword**

## A DB2 View of RACF...

- **Data set and general resource profiles can:**
  - ▶ Cover one resource:
    - Example: 'MARKN.HDRE910.SOURCE' protects one data set name
  - ▶ Cover many resources:
    - Example 'MARKN.HDRE910.\*' protects any data set that begins with 'MARKN.HDRE910' and for which there is not a more specific profile
- **A resource manager or a security administrator can direct RACF to bring profiles into storage**
  - ▶ Eliminates I/O to the RACF database
  - ▶ Performance advantage
  - ▶ Allows authorization checks in environments where I/O to the RACF database is not allowed, such as SRB mode or cross-memory mode.
  - ▶ Called "RACLISTing" the profiles
- **Logging options can be specified by the application, security administrator, auditor, or the security administrator**

# RACF and DB2: Teamed for Security

Using RACF to Control Access to DB2 Objects

## Requirements

- **Provide the ability to control DB2 resources from RACF**
- **Provide a mechanism to:**
  - ▶ Validate auth IDs before granting DB2 authorities
  - ▶ Define security rules before object is created
  - ▶ Preserve security rules for dropped objects
  - ▶ Control and audit resources for multiple DB2 subsystems from single point
  - ▶ Administer DB2 security with a minimum of DB2 skill
  - ▶ Eliminate DB2 cascading revoke
- **Provide an exit point which can control access to DB2 resources**

## RACF and DB2 Solution

### ■ **DB2 - Access Control Authorization Exit Point**

- ▶ A new exit point documented by DB2
- ▶ Exit point is driven:
  - Once at DB2 subsystem startup
  - For each DB2 authorization request
  - Once at DB2 subsystem Termination
- ▶ Exit CSECT Name - DSNX@XAC
- ▶ Exit parameter list - DSNDXAPL
- ▶ DB2 provides dummy DSNX@XAC routine
- ▶ DB2 provides sample LKED JCL for DSNX@XAC
  - Install job DSNTIJEX in SDSNSAMP

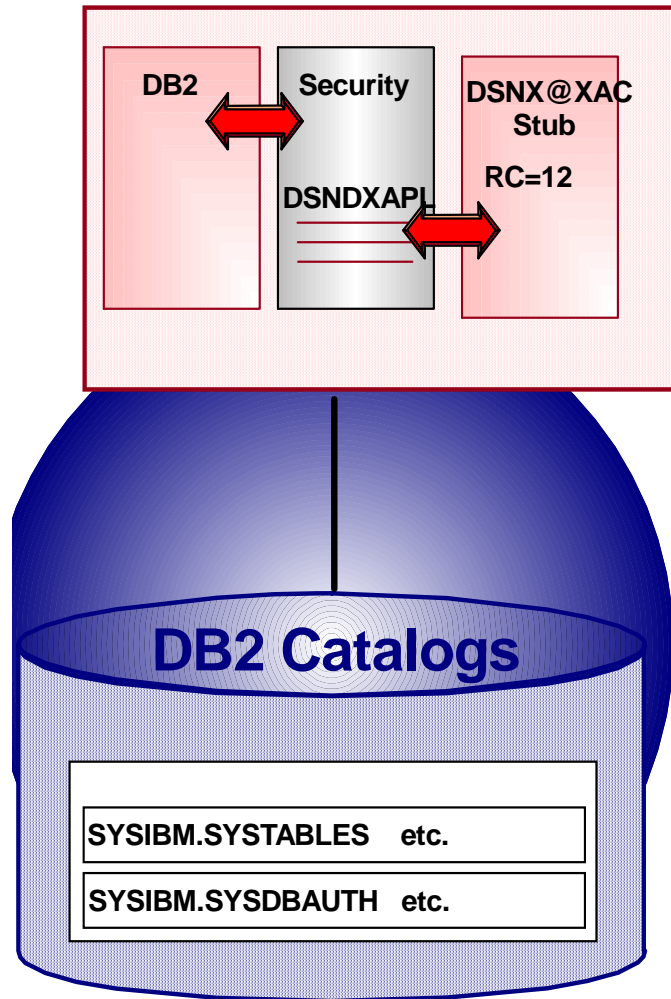
## RACF and DB2 Solution...

### ■ RACF - The RACF/DB2 External Security Module

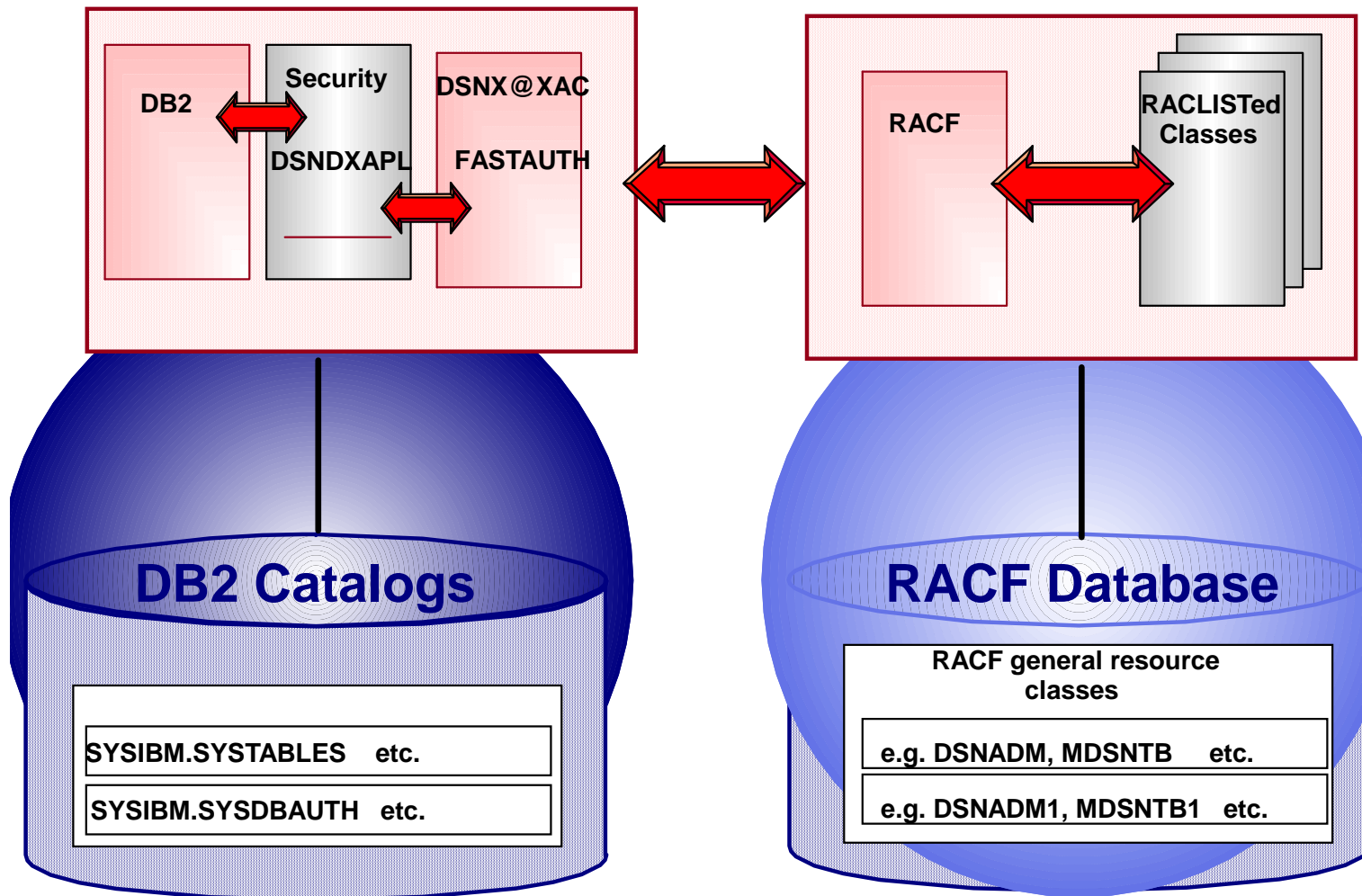
- ▶ Fully supported exit module designed to receive control from the DB2 Access Control Authorization Exit Point
- ▶ For DB2 V5, V6, and V7 the exit module is shipped in 'SYS1.SAMPLIB(IRR@XACS)
- ▶ Starting with DB2 V8, the exit module ships in 'SYS1.SDSNSAM(DSNXRAC)'
- ▶ New classes in RACF CDT (Class Descriptor Table)



# Native DB2 Security



# DB2 with RACF



# RACF External Security Module Functions

## ■ Initialization Function

- ▶ Loads profiles for RACF/DB2 authorization checking function
- ▶ Profiles loaded into data spaces
- ▶ Classes targeted for use must be active
- ▶ If unsuccessful or if no classes are active, exit point will not be driven again

## ■ Authorization Checking Function

- ▶ Check user's authority to specified DB2 resource

## ■ Termination Function

- ▶ Clean-up profiles loaded into data spaces

## Mapping DB2 Authorization Checks

- **How are DB2 authorization checks mapped to RACF?**
  - ▶ DB2 objects (table, database, view, user defined function, etc.) correspond to RACF general resource classes
  - ▶ DB2 privileges are a part of RACF profile names
  - ▶ DB2 administrative authorities are profiles within RACF general resource classes

## Scope of RACF Classes

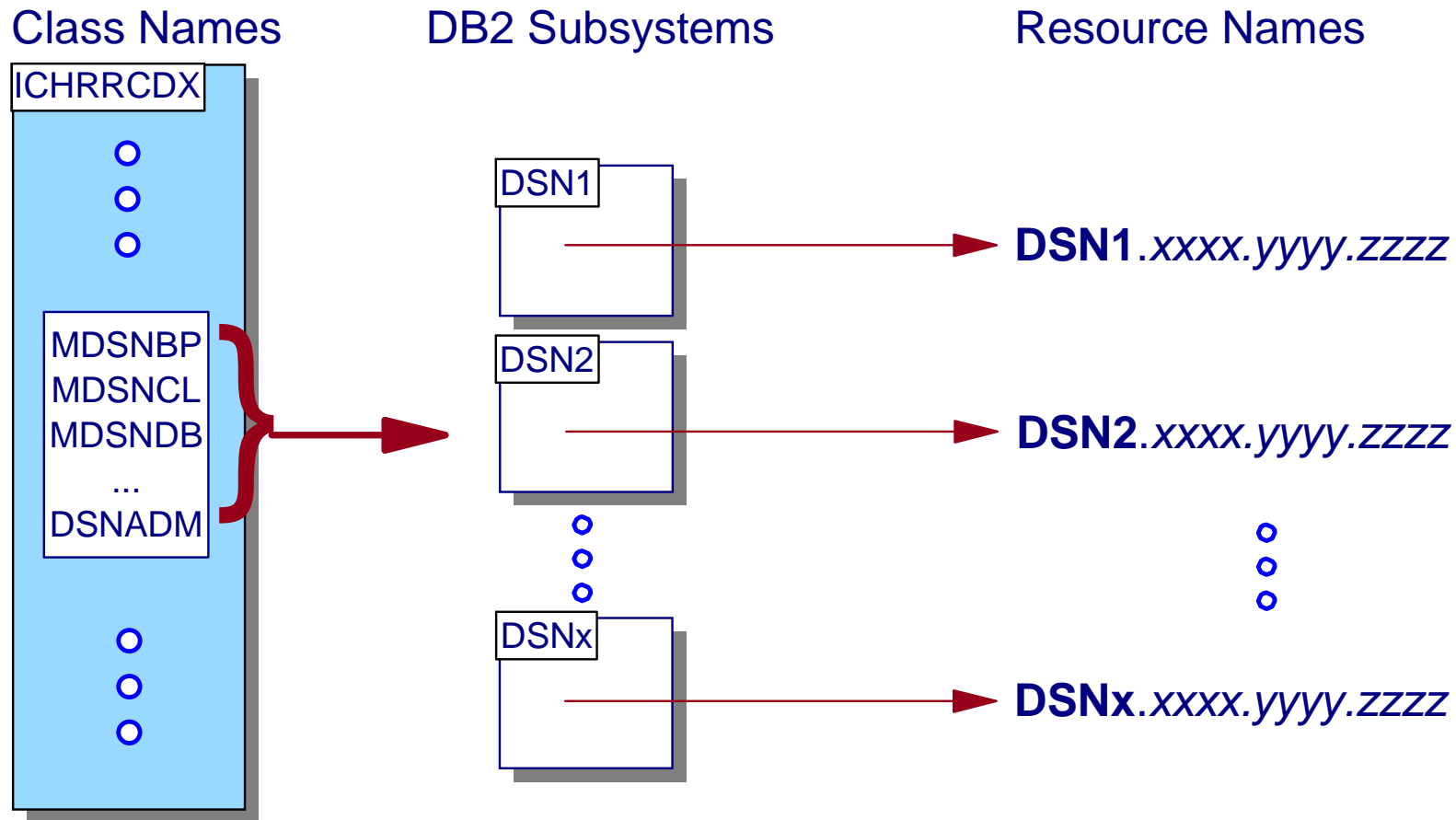
### 1. Multi-Subsystem Scope (default)

- ▶ One set of general resources classes that protect multiple subsystems
- ▶ General resource names are prefixed with DB2 subsystem name
- ▶ Classes provided in the IBM supplied CDT are multi-system scope
- ▶ Protect multiple subsystems with single set of resource profiles
- ▶ Fewer classes overall

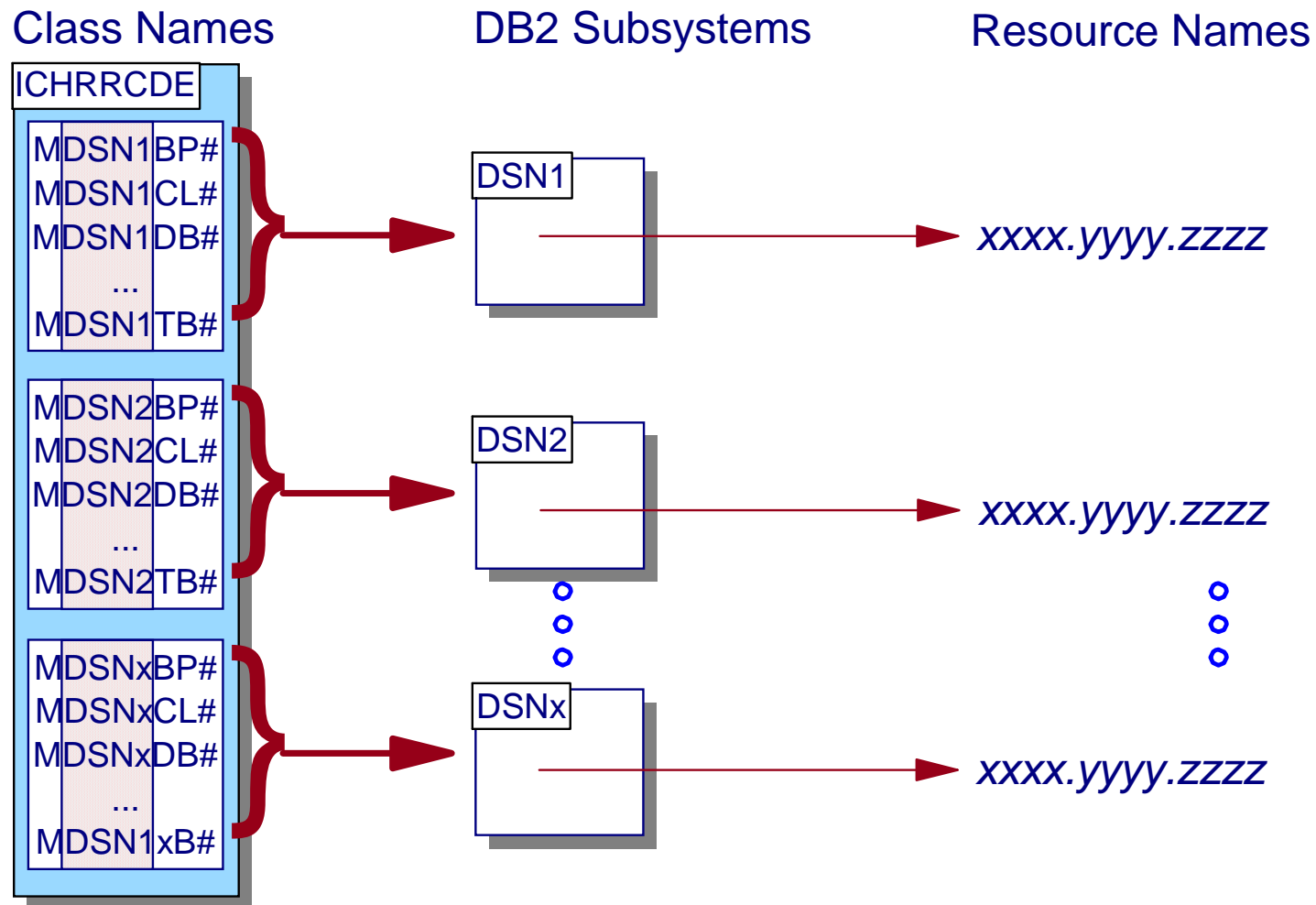
### 2. Single Subsystem Scope (an option)

- ▶ One set of general resources classes dedicated to one subsystem
- ▶ General resource names are not prefixed with DB2 subsystem name
- ▶ Classes must be defined by the installation
- ▶ Segregates resources by subsystem
- ▶ Fewer profiles per class

# Multi-Subsystem Scope Classes



# Single-Subsystem Scope Classes





## DB2 Objects and their RACF Classes

<b>DB2 Object Type</b>	<b>RACF Class Name</b>
Bufferpool	MDSNBP
Collection	MDSNCL
Database	MDSNDB
Package	MDSNPK
Plan	MDSNPN
Storage Group	MDSNSG
System	MDSNSM
Table/Index/View	MDSNTB
Table Space	MDSNTS
User Defined Type	MDSNUT
User Defined Function	MDSNUF
Stored Procedure	MDSNSP
Schema	MDSNSC
Jar	MDSNJR
Sequence	MDSNSQ

## DB2 Privileges

- A ***privilege*** allows a specific function to be performed, often on a specific object.
- Not all DB2 privileges are explicitly GRANTable
- **Table**
  - ▶ ALTER, DELETE, INDEX, INSERT, SELECT, TRIGGER, REFERENCES, UPDATE
- **Database**
  - ▶ CREATETAB, CREATETS, DISPLAYDB, DROP, IMAGCOPY, RECOVERDB, REORG, REPAIR, STARTDB, STATS, STOPDB, LOAD
- **System**
  - ▶ ARCHIVE, BINDADD, BINDAGENT, BSDS, CREATEALIAS, CREATEDBA, CREATEDBC, CREATESG, DISPLAY, MONITOR1, MONITOR2, STOPALL, STOSPACE, TRACE, RECOVER, CREATETMTAB
- **Table space, buffer pool, storage group**
  - ▶ USE

## DB2 Privileges...

- **Collection**
  - ▶ CREATEIN
- **Plan**
  - ▶ BIND, EXECUTE
- **Plan**
  - ▶ BIND, COPY, EXECUTE
- **Started procedure, user defined function**
  - ▶ EXECUTE, DISPLAY(\*), START(\*,\*\*), STOP(\*,\*\*)
- **User defined distinct type**
  - ▶ USAGE
- **Schema**
  - ▶ ALTER, COMMENT ON(\*\*), CREATEIN, DROP, CHANGE QUALIFIER(\*\*)

(\*): Can be controlled by RACF starting with DB2 V8, prior releases defer to DB2

(\*\*): Cannot be explicitly GRANTED

## RACF Access Checks for DB2 Objects

- **When a DB2 object is accessed, the RACF-supplied DSNX@XAC module performs a one or more RACF authorization checks to see if the user is allowed to access the resource.**
- **For example, when a table is accessed, RACF generates a resource access check of the form:**
  - ▶ *db2-subsystem.table-owner.table-qualifier.privilege* in the MDSNTB class
    - Privilege names are: ALTER, DELETE, INDEX, INSERT, SELECT, TRIGGER, REFERENCES, UPDATE
  - ▶ If the privilege name is either UPDATE or REFERENCES, then if the check above fails, a check is driven against the resource *DB2-subsystem.table-qualifier.table-name.column-name.privilege* in the MDSNTB class
  - ▶ If the MDSNTB check does not allow access, other DB2 privilege checks (such as DBADM and SYSADM) are performed.

# Termination Options

- **You can tell DB2 what to do in the event of an “unexpected error” with the &ERROROPT setting**
  - ▶ An "unexpected error" is an:
    - abend in the external security module
    - unexpected return and reason code returned by the external security module
- **Your choices are**
  - ▶ &ERROROPT='1' causes DB2 to continue processing (documented as the default value)
  - ▶ ERROROPT='2' causes the DB2 subsystem to terminate
  - ▶ Check your default setting! APAR OA05967 corrects the default to '1'
- **If an error occurs during initialization**
  - ▶ RACF issues diagnostic messages and message IRR912I (“Native DB2 Authorization is used”)
- **If an unexpected error is encountered**
  - ▶ DB2 issues message DSNX210I (“ACCESS CONTROL AUTHORIZATION EXIT (DSNX@XAC) HAS INDICATED THAT IT SHOULD NOT BE CALLED, HAS ABENDED, OR HAS RETURNED AN INVALID RETURN CODE “)

## Initialization Messages

- IRR9xxI initialization messages (issued in the xxxDBM1 address space) list information about the external security module

```
IRR908I RACF/DB2 EXTERNAL SECURITY MODULE FOR DB2 SUBSYSTEM DSND HAS  
A MODULE VERSION OF OA05967 AND A MODULE LENGTH OF 00005254.
```

```
IRR909I RACF/DB2 EXTERNAL SECURITY MODULE FOR DB2 SUBSYSTEM DSND  
IS USING OPTIONS: &CLASSOPT=2  
                  &CLASSNMT=DSN  
                  &CHAROPT=1  
                  &ERROROPT=1  
                  &PCELLCT=50  
                  &SCCELLCT=50
```

```
IRR910I RACF/DB2 EXTERNAL SECURITY MODULE FOR DB2 SUBSYSTEM DSND  
INITIATED RACLIST FOR CLASSES:  
MDSNDB  MDSNPK  MDSNPN  MDSNBP  MDSNCL  
MDSNTS  MDSNSG  MDSNTB  MDSNSM  MDSNSC  
MDSNUT  MDSNUF  MDSNSP  MDSNJR  DSNADM
```

```
IRR911I RACF/DB2 EXTERNAL SECURITY MODULE FOR DB2 SUBSYSTEM DSND  
SUCCESSFULLY RACLISTED CLASSES:  
MDSNDB  MDSNPK  MDSNPN  MDSNBP  MDSNCL  
MDSNTS  MDSNSG  MDSNTB  MDSNSM  MDSNUT  
MDSNSP  MDSNJR  DSNADM
```

## DB2 Administrative Authorities

- **Database**

- ▶ **Authorities: DBADM, DBCTRL, DBMAINT**
- ▶ **Checks are performed against the DSNADM class**
- ▶ **Resource name is *subsystem.database-name.privilege***

- **System**

- ▶ **Authorities: SYSADM, SYSCTRL, SYSOPR**
- ▶ **Checks are performed against the DSNADM class**
- ▶ **Resource name is *subsystem.privilege***



## Notes on Access Control

- **Each DB2 SQL statement, Command, Utility, etc. requires a set of sufficient privileges and/or authorities**
- **The RACF/DB2 External Security Module will check the RACF profiles corresponding to that set of privileges and/or authorities**
- **Implicit privileges of ownership will only be checked for tables**

*RACF documents the profiles required to access DB2 resources*

## Example: Selecting from a Table

### ▪ **SELECT**

- ▶ The SQL Reference indicates that the authorization ID must have at least one of the following:
  - Ownership of the table or view
  - SELECT privilege on the table or view
  - DBADM authority for the database
  - SYSCTRL authority (catalog tables only)
  - SYSADM authority

## Example: Selecting from a Table...

### ■ SELECT

- ▶ The access is allowed only if one of the following is true:
  - The The SQL Reference indicates that the authorization ID must have at least one of the following:
    - Ownership of the table or view (DB2 owner compared to requester ID)
    - Read authority to one of these resources:

Class	Profile	Access
MDSNTB	<i>subsystem.owner.table</i> .SELECT	READ
DSNADM	<i>subsystem.database-name</i> .DBADM	READ
DSNADM	<i>subsystem</i> .SYSCTRL*	READ
DSNADM	<i>subsystem</i> .SYSADM	READ

## Auditing

- **Failure SMF records are cut only after entire list of profiles is exhausted**
- **SMF records for a single invocation of the exit will be "linked" using LOGSTR data which contains:**
  - ▶ Time Stamp
  - ▶ Subset of exit input parameters
  - ▶ For the first profile in list
    - Class Name
    - Profile Name
- **New DB2 trace record IFCID 314**
  - ▶ DB2 trace record and RACF SMF records will also be "linked"

## Example: SELECTing a Row (Not Authorized)

- **Selecting a row without authority**

```
SELECT * FROM SYSIBM.SYSTABAUTH
```

- **The RACF Result**

```
ICH408I  USER(DBUSER)  GROUP(SYS1)  
         NAME(#####)  CL(MDSNTB)  
         DSN.SYSIBM.SYSTABAUTH.SELECT INSUFFICIENT ACCESS  
         AUTHORITY FROM ** (G)  
  
         ACCESS      INTENT(READ)  ACCESS ALLOWED(NONE )
```

- **The DB2 Result**

```
DSNT408I  SQLCODE = -551, ERROR:  DBUSER DOES NOT HAVE THE  
         PRIVILEGE TO PERFORM OPERATION SELECT ON OBJECT  
         SYSIBM.SYSTABAUTH
```

## DB2 9: Network Trusted Context...

- **The TRUSTED CONTEXT is a new DB2 Version 9 construct which allows the assignment of authorization information to a connection.**
- **There are two types of TRUSTED CONTEXT:**
  - ▶ Local, for which the assignment of a context is based upon:
    - The JOB or started task name of the connection source
    - The USER ID associated with the connection source
  - ▶ REMOTE, for which the assignment of a context is based upon:
    - The client's IP address, domain name, or SERVAUTH security zone name of the connection source
    - The encryption level (NONE | LOW | HIGH) for the connection

## DB2 9: Network Trusted Context...

- **Example: Assign the role TELLER to any job named MARKN which connects using the authID MARKN:**

```
CREATE TRUSTED CONTEXT CONTEXT_01
  BASED UPON CONNECTION USING SYSTEM AUTHID MARKN
  ATTRIBUTES (JOBNAME 'MARKN')
  DEFAULT ROLE TELLER
  ENABLE;
```

## DB2 9: Network Trusted Context...

- **Example: Assign the role TELLER to a connection established from IP address 9.12.20.152 and the auth ID SRVR001**

```
CREATE TRUSTED CONTEXT CONTEXT_02  
  BASED UPON CONNECTION USING SYSTEM AUTHID SRVR001  
  ATTRIBUTES (ADDRESS '9.12.20.152')  
  DEFAULT ROLE TELLER  
  ENABLE
```



## DB2 9: Network Trusted Context...

- **When DB2's native authorization mechanisms are used, RACF is completely uninvolved in the access control decision**
- **When RACF is used to control access to DB2 objects access is permitted using the new **CRITERIA** keyword on the **PERMIT** command:**

```
PERMIT DSNADM DSND.SYSADM ID(MARKN)  
  WHEN(CRITERIA(SQLROLE(Teller)))
```

## DB2 10: New Administrative Authorities

- **DB2 Version 10 introduces new administrative authorities which allow a more granular assignment of privileges**
  - ▶ **SECADM**
    - Performs security related tasks (GRANTs, REVOKEs)
    - No inherent access to user data
  - ▶ **System DBADM**
    - Allows management of objects in the DB2 subsystem
    - Separates object management from data access and access control
  - ▶ **DATAACCESS**
    - Access to data in all user tables
    - Allow the user execute on plans, packages, functions, and procedures
  - ▶ **ACCESSCTRL**
    - Controls access to data
  - ▶ **SQLADM**
    - Allows SQL EXPLAIN statements and PROFILE commands
    - Execute RUNSTATS and MODIFY STATISTICS utilities
    - Cannot access data or perform DDL
  - ▶ **EXPLAIN**
    - Allows a user to issue SQL EXPLAIN ALL without having the privileges to execute the SQL statement
    - Allows a user to issue SQL PREPARE and DESCRIBE TABLE statements without any privileges on the object

## DB2 10: New Administrative Authorities...

- **New SEPARATE\_SECURITY installation parameter ensures a “separation of duties” between SYSADM and SYSCTRL users and SECADM users**
  - ▶ When SEPARATE\_SECURITY=YES, only SECADMs can do “security things” like GRANT and REVOKE statements
  
- **The RACF Access Control Module (‘SYS1.SDSNSAMP(DSNXRAC)’)** has been to:
  - ▶ Honor the setting of SEPARATE\_SECURITY
  - ▶ Implement the new DB2 administrative authorities as RACF Resource Checks

## DB2 10: RACF Support for the New Administrative Authorities

- **New DB2 System Privilege Checks**

<b>DB2 Authority</b>	<b>Resource</b>	<b>Class</b>
SECADM	<subsystem>.SECADM	DSNADM
System DBADM	<subsystem>.SYSDBADM	DSNADM
DATAACCESS	<subsystem>.DATAACCESS	DSNADM
ACCESSCTRL	<subsystem>.ACCESSCTRL	DSNADM
SQLADM	<subsystem>.SQLADM	MDSNSM
EXPLAIN	<subsystem>.EXPLAIN	MDSNSM

## DB2 10: More Security Integration with z/OS

- **Support distributed identities introduced in RACF in z/OS V1R11**
  - ▶ A distributed identity is a mapping between a RACF identity and one or more distributed identities as they are known to the application servers
  
- **Support for client certificates and password phrases introduced in z/OS V1R10**
  - ▶ AT-TLS secure handshake accomplishes identification and authentication when the client presents its certificate as identification and proof-of-possession
  
- **Support for connection level security enforcement**
  - ▶ Requires all DB2 connections to use strong authentication to access DB2

# Installation

## ■ **Installation process:**

- ▶ Verify installation options and change if necessary
- ▶ Assemble and link-edit the module into a library which is on your DB2 subsystems searched libraries (e.g. STEPLIB)
- ▶ Start or restart your DB2 subsystem

## Migration

- **Can be implemented one DB2 Object at a time**
  - ▶ If the RACF/DB2 External Security Module detects that an object class is not active or an object profile is not defined (and no administrative profile allows access) it will defer to DB2 authority checking
  - ▶ When additional classes have been setup and activated, restart DB2

## DB2 to RACF Migration Tool

### ■ **RACFDB2 utility**

- ▶ DB2 to RACF migration tool
  - Converts contents of SYSIBM.SYSxxxAUTH tables to RACF profiles
- ▶ Internally developed, not officially supported
- ▶ Limitations:
  - One RACF profile per DB2 object
  - No support for user defined types, user defined functions, schemas, or sequences
  - Internally developed, not officially supported
- ▶ See README file for details
- ▶ Three versions:
  - RACFDB2/RXSQL - Requires RXSQL
  - RACFDB2/BatchPipes - Requires BatchPipes or MVS Pipes product.
  - RACFDB2 for V5/V6 - Requires DB2 V6 or refreshed DB2 V5.1
- ▶ Available from the “downloads” section of the RACF web page at <http://www.ibm.com/servers/eserver/zseries/zos/racf/>



## Considerations

- **The exit returns a return code 4 ("defer to DB2") if an ACEE is not passed to it. This occurs when:**
  - ▶ A DB2 "-" command is issued (DB2 V7 and earlier)
  - ▶ The DB2 request originated from an IMS transaction
- **Be sure to RACLIST REFRESH general resource classes after defining, changing, or deleting a resource profile**
- **DB2 object names are mapped to upper case, with blanks replaced with a "\_" (underscore, X'6D')**
- **DB2 object names which contain parenthesis, commas, or semicolons must be protected by RACF profiles with generic characters that will match these RACF-unsupported characters.**

## Considerations...

- **The DB2 application plan is *\*not\** invalidated when a security change is made to a RACF-protected resource**
- **Note that after the application of OW52799/PQ68177, ownership of a view is not sufficient to grant access**
- **DB2 does not call RACF for any requests made by the INSTALLSYSADM and INSTALLSYSOPR user IDs**
- **BINDAGENT support requires the use of TRUSTED CONTEXTs, ROLES, and the RACF WHEN(CRITERIA(SQLROLE(...))) support**

## References

- **RACF Access Control Module Guide** (SC18-7433), available on the web at <http://www.ibm.com/software/data/db2/zos/v8books.html>
- **RACF Security Administrator's Guide** (SC28-1915), available on the web at <http://www.ibm.com/servers/eserver/zseries/zos/bkserv/r7pdf/secserv.html>
- **DB2 UDB for z/OS and OS/390 Administration** (SC26-9931), available on the web at <http://www.ibm.com/software/data/db2/os390/v7books.html>
- **RACF System Programmer's Guide** (SC28-1913), available at <http://www.ibm.com/servers/eserver/zseries/zos/bkserv/r4pdf/secserv.html>
- **OS/390 Security Server Enhancements** (SG24-5158), available at <http://www.redbooks.ibm.com>
- **Using RACF to Control Access to DB2 Objects**, Adrian Lobo, Randy Love, Mark Nelson, zJournal, December 2003/January 2004, available at <http://www.zjournal.com/PDF/nelson%20love%20lobo.pdf>
- **RACF and DB2: Teamed for Security**, Michael Jordan, Roger Miller, Mark Nelson, Technical Support Magazine, October, 1997, available at <http://www.naspa.com/PDF/98/06-pdf/T9806001.pdf>

## Summary

### ■ **Controlling Access to DB2 Objects Using RACF**

- ▶ Single point of control for administration and auditing
- ▶ Ability to define security rules before a DB2 object is created
- ▶ Allows security rules to persist when a DB2 object is dropped
- ▶ Ability to protect multiple DB2 objects with a single security rule using generic profiles and/or member/grouping profiles
- ▶ Eliminates DB2 cascading revoke
- ▶ Preserves DB2 privileges and administrative authorities
- ▶ Flexibility for multiple DB2 Subsystems
  - One set of RACF classes for multiple DB2 subsystems
  - One set of RACF classes for each DB2 subsystem
- ▶ Selectable on an object-by-object basis

## Disclaimer

The information contained in this document is distributed on an "as is" basis, without any warranty either express or implied. The customer is responsible for use of this information and/or implementation of any techniques mentioned. IBM has reviewed the information for accuracy, but there is no guarantee that a customer using the information or techniques will obtain the same or similar results in its own operational environment.

In this document, any references made to an IBM licensed program are not intended to state or imply that only IBM's licensed program may be used. Functionally equivalent programs may be used instead. Any performance data contained in this document was determined in a controlled environment and therefore, the results which may be obtained in other operating environments may vary significantly. Users of this document should verify the applicable data for their specific environment.

It is possible that this material may contain reference to, or information about, IBM products (machines and programs), programming, or services that are not announced in your country. Such references or information must not be construed to mean that IBM intends to announce such IBM Products, programming or services in your country.

IBM retains the title to the copyright in this paper as well as title to the copyright in all underlying works. IBM retains the right to make derivative works and to republish and distribute this paper to whomever it chooses.