



온 세상의 한 사람
한 사람 모두가
인류 전체의 지식을
자유롭게 찾아보는
그런 세상을
그려보세요.

지미 웨일스



위키백과에 오신 것을

환영합니다





10

260

3 8 8

1 6

(2010 7)

안녕하세요? 제 이름은
 사라 예요. 전 좀더 알고
 싶은 주제가 있을 때
 위키백과를 이용하는데요.
 어느 날 이 글들은 도대체
 누가 쓰는 건지 궁금해
 지더라고요. 가끔 내용이
 바뀌는 경우도 있던데 왜
 그런지도 궁금해요.
 누구나 쓸 수 있다던데
 저도 쓸 수 있나요?

- »
- »
- »
- »
- »
- »
- »
- »






위키백과의 활동 방식

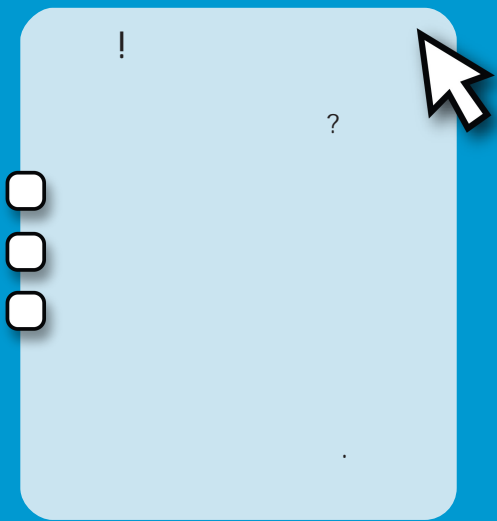
1,200
4
(2010 7)

하지만 하지만 어떤 것을
올릴 수 있는 지는 누가
결정하죠? 어딘가에
편집장이 따로 있나요?





세상 모든 사람들이
자유로운 콘텐츠를
이용하게 돕는 일이라니 참
뜻 깊네요. 어디서부터
시작하면 되나요?





사용자 계정 만들기

해보세요!

1

2



아주 쉽군요.
이제 질 좋은 문서를
만들어 볼래요.

IP

(IP)

IP

1.

2.

3.

4.



위키백과 사용자 인터페이스



대문

토론 -



위키백과
우리 모두의 백과사전

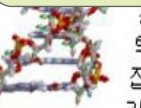
대문 토론

위키백과에 오신 것을 환영합니다!

위키백과는 전 세계 여러 언어로 만들어 나가는 자유 백과사전으로 누구나 참여할 수 있습니다.

★ 알찬 글 읽어보기

최근 바뀜 -



진화(進化, evolution)는 생물학에서 생물 집단이 여러 세대를 거치면서 변화를 축적하여 변화시키고 나아가 새로운 종의 탄생을 야기하는 과정을 가리킨다. 공통조상, 즉 공통의 유전자 풀에서 점진적으로 분화된 것이다. 유전형질이 전달되는 도중에 일어나는 유전자의 변화가 누적된 결과로 일어나는 요인은 돌연변이와 유성생식에 의한 유전자 재조합

진화가 일어나는 주요 작동 기제는 생물 집단과 환경의 상호관계에 의해 유전형질이 선택되는 자연선택과 집단 안에서 이루어지는 유전자 부동이다. 자연선택으로 인해 생물 집단이 환경에 적응하는 데 유리한 유전형질은 다음 세대로 전달되고 불리한 형질은 사라지게 된다. 이러한 진화의 과정을 거쳐 생물들은 환경에 적응하여 새로운 종들로 분화한다. 생물간의 상호작용에 의한 진화의 결과로는 공진화와 공생이 **있을** 수 있다.

자세히 읽기...

오늘의 역사

250

이 천왕성을 발견하다.

트리아를 병합하다.



- 대문
- 사용자 모임
- 요즘 화제
- 최근 바뀜
- 모든 문서 보기
- 임의 문서로
- 도움말
- 기부 안내

- 인쇄/내보내기
- 책 만들기
- PDF로 다운로드
- 인쇄용 문서

- 도구모음
- 여기를 가리키는 문서
- 가리키는 글의
- 파일 올리기
- 특수 문서 목록
- 고유링크

- 다른 언어
- العربية
- Български
- বাংলা
- Català
- Čeština

도움말 -



이 글은 누가 쓴거죠?
정말 좋네요. 나도 이렇게
쓸 수 있을 것 같진
않아요.

1 **해보세요!**
최근 바뀜



IP

계정 만들기

2

내 사용자 토론 사용자 환경 설정 내 주시문서 목록 내 기여 목록 로그아웃

읽기 내용 보기 **역사** 검색

이 자주 묻는 질문 사용자 모임 정책과 지침 새 문서 만들기 기부 안내 모바일판 대문

[숨기기]

3월 13일 (화) 20:54 (KST)

개의 문서 · 최근에 올라온 문서

역사 -

새로 들어온 소식

- 3월 5일, 러시아에서 치러진 대통령 선거에서 블라디미르 푸틴이 당선되었다.
- 3월 4일, 콩고 공화국에서 최소 246명이 사망하고 최소 246명이 부상당한 것으로 알려졌다.
- 3월 4일, BP가 딥워터 홀리웰 15-X 유전에서 1억 달러의 배상에 합의했다.
- 3월 3일, 폴란드의 수도인 바르샤바에서 화재가 발생하여 최소 10명이 사망했다.
- 3월 3일, 미국 중서부와 남동부를 휩쓴 토네이도로 50여명이 사망한 것으로 추산되었다.

검색 -

분류로 찾기

인문학: 교육학 · 논리학 · 문학 · 미학 · 신학 · 언어학 · 역사학 · 윤리학 · 종교학 · 철학 ...

사회과학: 경영학 · 경제학 · 법학 · 사회학 · 심리학 · 인류학 · 정치학 · 지리학 ...

자연과학: 물리학 · 생물학 · 수학 · 지구과학 · 지질학 · 천문학 · 해양학 · 화학 ...

How can I contribute?

Did you know that there are many different roles you can play on Wikipedia? Writing is just one of the many options. Here are some of the

WikiGnome: Makes minor edits, for example, spelling corrections. Suggests article improvements by leaving messages for the authors by clicking the article **Discussion** page.

Copyeditor: Improves the language and grammar in an article.

Maintainer: Monitors articles for biased edits and corrects them. A maintainer watches out for changes made by contributors with a personal agenda or political/philosophical point of view, and ensures that factual accuracy is


Mediator: Moderates discussion on controversial topics, helps resolve disputes, and provides guidance on contributor behavior.

Illustrator: Uploads images, photographs, maps, and visual aides relevant to the article.

Formatter: Structures or "wikifies" articles, using wiki markup, so they are easier to read.

Author: Adds information to articles from books, websites, newspapers, and other credible sources. An author also initiates the creation of new articles.

I just corrected an historical fact about Lahore, a city in Pakistan, and guess what? My edits went live as soon as I saved the page. How exciting!





User page and My talk page

There are thousands of contributors who edit Wikipedia each day. Some edits are not verifiable or are made with a biased perspective. That is why some Wikipedians monitor almost all edits using **Recent changes** (under **Interaction** in the left menu bar). This feature provides an overview of all edits made in a particular language version of Wikipedia. Because some Wikipedians monitor huge numbers of edits they may sometimes delete an edit that is accurate but not well-written. To prevent that from happening to you, it is important that you write factual information and reference reliable sources.

Add information about yourself and your interests to your User page. Maintaining your **User page** is a good way to build trust and provide authenticity to your edits. Every account has a User page and a **My talk** page. You can find the links for the User page and the My talk page at the top right of your screen. Your User page is accessed by clicking on your username which appears next to the bust icon. Click **Edit** to write about yourself. Then click **Save page** at the bottom of the screen when you are finished writing.



What just happened? The edit I made to the article is gone. Did someone take it out? Why would someone do that?

Try it!

Sara likes to take pictures of the places she visits. If she contributes her pictures to Wikipedia she is:

- Illustrator
- Author
- Mediator
- Formatter





On your User page you can write about yourself, your special knowledge, and your interest in particular articles. This is also a place where you can mention your affiliations or if you have a potential conflict of interest. For example, it might be hard for you to remain neutral if you edit an article about the organization where you work. However, you can use your in-depth knowledge of your organization to list verifiable sources of information. That way, when you read information about your organization that is inaccurate or outdated, you could leave a message on the article's Discussion page citing the discrepancy and leading article authors to your User page. The authors can then evaluate your sources and use them to update the article on Wikipedia.

My talk and **Discussion** is a place where other contributors can leave messages for you and you can respond. Many contributors leave welcome greetings to new users. Others might use the space to start a conversation to get to know you or better understand your edits.

Every article also has a Discussion page. This page is used by Wikipedians to plan how they will collaborate on the content and resolve conflicts. If someone wonders why you have made an edit, or would like to recommend another article to you, they will use the article's Discussion page. The article's Discussion

page is also a good place to ask for help with the article.

Note: Discussion and My talk are also called talk pages by the community.

Try it!

Click your username and then click **Edit**, in order to edit your User page.



Explore the various options in the editing toolbar...

B (Bold), *I* (Italics), and  (Link).

Click **Advanced** to see the format tools.

Wiki markup quick reference is available at the back of this reference guide.

Oh, someone just left a note on my talk page. The message explains that my edits were reverted because I had not cited a source. Since the fact is mentioned on the government website, I will make the edit again. This time I will include the source in the references section below the article itself. That





Life of an article

Although the articles in Wikipedia should be detailed and well written, no one is expected to write a comprehensive article in just one draft. Articles typically start small and then mature through extensive collaboration, often following a pattern like this:

- Most successful articles start small and consist of a summary of the topic (overview), a statement that tells why the topic is noteworthy ("the first...", "the biggest...", "the capital of...", etc.), and a source outside Wikipedia confirming the existence and importance of the topic (a credible publication or website). This basic article is called a stub. If any of the three items are missing, the community may assume the topic is not important and delete the article.
- As other users add text and images to an article, it matures from a topical overview to a more detailed article that captures various perspectives such as historical (for example "in 1923, new factors..."), or global (for example "in Europe, this was viewed as..."). More active contributors might nominate their article for a **Wikipedia peer review process**. The Wikipedia peer review process involves close scrutiny of the article's quality from a broad group of Wikipedians. The process is applied to articles that have undergone extensive work. The review process involves addressing comments, questions and suggestions from the peer reviewers. Based on the feedback, the writers plan an improvement strategy using the article's **Discussion** page.



➤ Finally, an article reaches a level where it is so well-written, sourced, and comprehensive, that only experts can add much value to it. These articles might be designated as **good articles**. A few articles could be recognized by the community as being of the highest quality. These are designated as **featured articles**. Featured articles are displayed on the Wikipedia main page. It takes time and effort to write articles at this level. Collaborating to create a featured article is gratifying and also enhances your status in the Wikipedia community. Just as all other articles, a featured article



I dream about contributing to an article that appears on the main page of a website with millions of readers.

Try it!

What does the Wikipedia peer review process involve? Select the correct answer.

- Review of article quality by a group of Wikipedians
- Review of article quality by a group of experts
- Review of article quality by the Wikimedia Foundation






What makes a quality article?



A quality Wikipedia article is the result of a well defined structure, encyclopedic content, and an active community:

Structure: Providing a clear article structure helps readers find information and assists editors in keeping all aspects of a topic well organized. One way to learn about structure is to study featured articles, Wikipedia's finest articles. You can access all featured articles by going to the Wikipedia main page. At the bottom of **Today's featured article**, click **More featured articles**. Then scroll down to **Contents** and select the subject that interests you.

Most quality articles have the following structure:

-  **Lead section** that summarizes the key points covered in the article. Note that the lead section is without a header.
-  **The body** of the article follows the lead section and includes specific headers and subheaders. A geographic location, for example, might have the following headers: history, geography, climate, economy, civic administration, demographics, and culture.
-  **Appendices and footnotes** appear after the body of the article. These may include bibliographies, links to other Wikipedia articles, notes and references, relevant publications, and websites.

Try it!

-  The body of an article has no headers. Select the correct answer.
 - True
 - False
-  What aspects should a quality encyclopedic article have? Select the correct answers.
 - Verifiable sources
 - Neutral point of view
 - How-to instructions
 - Summary, body, footnotes





➤ **Content:** Many Wikipedians consider content the most important factor in judging an article's quality. To ensure consistent quality, the Wikipedia community created these four guidelines.

- **Provide Sources:** Writers are encouraged to provide sources for further information. Every fact should be verifiable by a reliable source.
- **Neutral Point of View:** Articles must be written fairly, without bias, and present previously published notable views.
- **No Promotional Content:** Promotional material, how-to instructions, resumes, and sales catalogs do not belong in Wikipedia.
- **No Original Research:** It is not appropriate to include your own new ideas on a subject (Wikipedia calls this original research), or your personal opinions about a subject.

➤ **Community:** All contributions to Wikipedia are freely licensed to the public. That means that no editor owns any article. All contributions can and will be heavily edited by many different users. In other words, everybody can join in the decision making process. The community also uses Discussion to agree on the content structure for the article. For times when consensus is hard to reach, check out the various options available at [Help > The Wikipedia community](#). Some writers and editors have years of experience with Wikipedia and their experience can be a valuable resource for resolving conflicts.

I cannot find an article about this subject. Should I wait for someone else to start the article?





Create a new article

There are many topics that do not have an article on Wikipedia. If you think a topic is missing from Wikipedia, search variations of the topic name. For example, try different spellings. Also check if the subject is mentioned in closely related topics. An island for example, may be mentioned in an article about its country. If the topic is not mentioned in Wikipedia, maybe it is too obscure to write about, such as a garage band or an unknown person with a blog. However, if you feel that the topic should genuinely be included in Wikipedia, consider creating the article yourself.

Search the article title. If the article does not exist, you will see the article title in a red hyperlink. Click the hyperlink to start editing a new article.

Your new article will get a good start, if you remember to provide the following three elements:

1. Summary of the topic
2. Reason why the topic is notable
3. Reference to a credible source about the topic



My very first Wikipedia article is now online! It will be exciting to see how the community comes together to expand this article.



When you start your article you will need a place to work. Create your own workspace or "sandbox" where you can edit your article until it has the three elements.



To create your sandbox: Go to your User page > Click **Edit** > Write **[[User:<Your username>/Sandbox]]** > **Save page** > Click the link you just created. You are now in your sandbox!

Use the sandbox to write your article. Do not forget to click **Save page** when you are done editing. When you are ready, find another Wikipedia editor who might be interested in the topic. One way to find an editor is to look at the **View history** tab of an article on a similar topic and see who has contributed to that article. Leave a message on that editor's **Discussion** page with a request to review your article. When you are ready, copy the article content from your sandbox, go to the topic name you have chosen, click **Edit**, paste the content and save the page. Now, that you have created a new article, do not stop here. Link your article to other articles where your topic is mentioned.

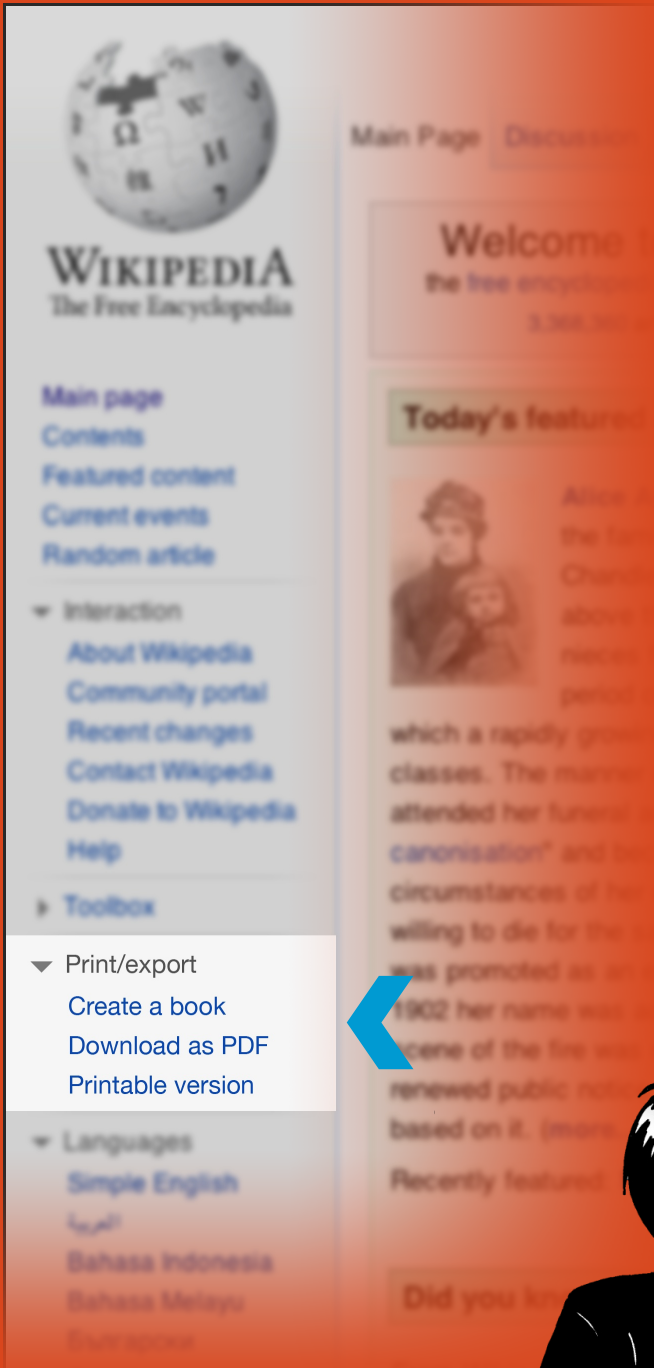
Try it!

What are the three elements to incorporate in your new article? Select the correct answer.

- A summary, its notability, and a source
- A summary, a picture, and a link to another article
- A name, its notability, and a source



A Wikipedian




Before my trip to Morocco next month, I will use Wikipedia's **Create a book** feature. I will collect articles that I need and print a personal travel guide. Wikipedia has many more features than I first thought.





Well, time sure flies! I just clicked **My contributions** at the top of the page to discover that I have more than 100 edits. I have so much fun connecting with other Wikipedians, writing quality articles, and spreading knowledge that can be accessed for free!



Now that you have read Welcome to Wikipedia, you are able to:

- Understand how Wikipedia works
- Create a Wikipedia user account
- Understand Wikipedia's user interface
- List the different ways you can contribute to Wikipedia
- Communicate with other users through your My talk page
- Explain how an article evolves on Wikipedia
- Describe the attributes of a quality article

This educational content is brought to you by Wikimedia Bookshelf project. To download an electronic copy of Welcome to Wikipedia and other Bookshelf materials, visit:
<http://bookshelf.wikimedia.org>

This location also houses source files that allow you to translate, customize, and reuse Bookshelf materials.

Try it! answer key

How does Wikipedia work?

Who can edit articles for Wikipedia?

- Anyone who has access to the Internet

Wikipedia user interface

Sara's friend, Josh just started editing and finds that he needs help with Wikipedia policies and guidelines, community standards, and general help for editors. Where can he find assistance?

- Help

How can I contribute

Sara likes to take pictures of the places she visits. Sara can contribute to Wikipedia as:

- Illustrator

Life of an article

What does the Wikipedia peer review process involve?

- Review of article quality by a group of Wikipedians

What makes a quality article

1. The body of an article has no headers.

- False

2. What aspects should a quality encyclopedic article have?

- Verifiable sources
- Neutral point of view
- Summary, body, footnotes

Create a new article

What are the three elements to incorporate in your new article?

- A summary, its notability, and a source



Are you one of the 12 million people who use Wikipedia each day?

Everyday people all over the world use Wikipedia to help with school projects, business plans, personal research, and to plan travel. They use it to spark new ideas, and to brainstorm concepts. They use it to explore distant lands, ancient cultures, fine art, civic leaders, and recent events.

Welcome to Wikipedia is a reference guide for anyone who wants to take the next step and help gather and share the sum of all human knowledge.

Follow Sara as she makes her first edits on Wikipedia. In the process, you will learn key concepts, guidelines, information, and tools, to get you to start contributing to Wikipedia.

Wikimedia Foundation

149 New Montgomery Street, 3rd Floor
San Francisco, CA 94105 USA

The Wikimedia Foundation is a non-profit charitable organization that runs Wikipedia and other freely licensed websites.

