



EDMONTON  
PAGAN  
LEARNING CIRCLE  
FELLOWSHIP

Come once, come often, topics of learning include everything in between.

The circle is open to anyone, solitaires, groups, people who just want to learn about paganism or understand more about 'what their kid/family is into'. This is a family friendly circle, children and teens are welcome with parental permission.



2008/07/1

[www.eplc.webs.com](http://www.eplc.webs.com)

2010 Dates:

January 19; February 16;

March 16; April 20;

May 18; June 15;

Summer break

September 21; October 18;

November 16; December 21.



EPLC  
FELLOWSHIP

Location:

Edmonton Pridd  
Centre


9540 - 111 Avenue,  
Edmonton



Doors/Set Up:


7:15 pm

Circle:



EPLC FELLOWSHIP

[www.eplc.webs.com](http://www.eplc.webs.com)



Join the EPLC the  
3rd Tuesday of each  
month as we gather  
to celebrate, share  
and learn about  
paganism in a family  
friendly peer to peer  
learning setting.



[www.eplc.webs.com](http://www.eplc.webs.com)



# Edmonton Pagan Learning Circle Fellowship

**EPLC FELLOWSHIP**

[www.eplc.webs.com](http://www.eplc.webs.com)



## ABOUT EPLC Fellowship

The EPLC exists to share experiences, learn from others, build community, have fun and open minds about different pagan spiritual paths.

EPLC offers Edmonton pagans a safe place to start or continue their spiritual journey with a group of accepting and like minded individuals.

Costs are covered monthly by donations from the attendees and each month we cast an interactive circle. We have a 1 hour presentation on a topic chosen by the group, and everyone is given something to take home. Everyone is asked to please bring a snack to share during the social, usually enough for 8 people. EPLC is proud to host meetings at the Edmonton Pride Centre, 9540 111 avenue the 3rd Tuesday of every month.

## VISION

EPLC's vision is to further the spiritual growth in pagans by offering to the community a peer to peer atmosphere where everyone



can share knowledge or ask questions about paganism in a positive and family friendly environment without imposing monetary or long term time commitments on members and guests.

## MEMBERSHIP

EPLC participants are eclectic individuals of varying pagan experiences, ranging in training and following diverse pagan belief systems. Membership is based on personal commitments to learning about paganism and members attend events throughout the year. EPLC also believes in supporting a community setting without compromising

personal beliefs or ethics, and treating everyone with respect and open mindedness while giving unconditional tolerance of others and their chosen paths.

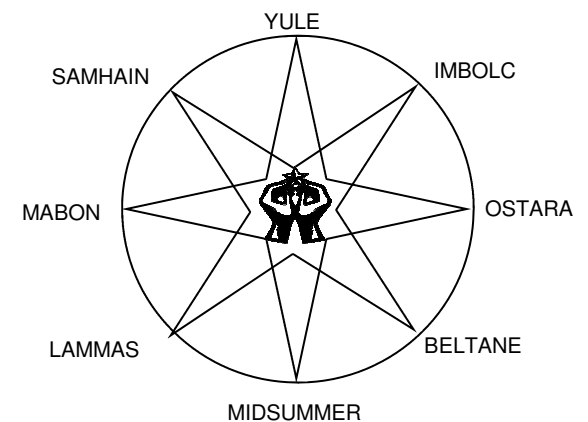
To become a member of the Edmonton Pagan Learning Circle, we ask



Yule 2006



that you attend the monthly circle meetings as often as you can and participate in the sharing of knowledge and donations to cover monthly costs. EPLC allows children with adult supervision and/or consent.



**EPLC meets monthly on the 3rd Tuesday .  
For Information Call: 780-757-1951**