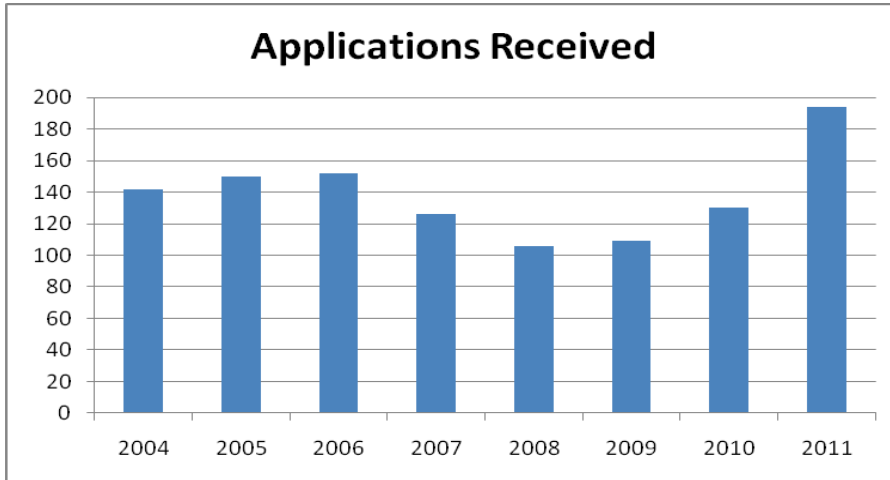
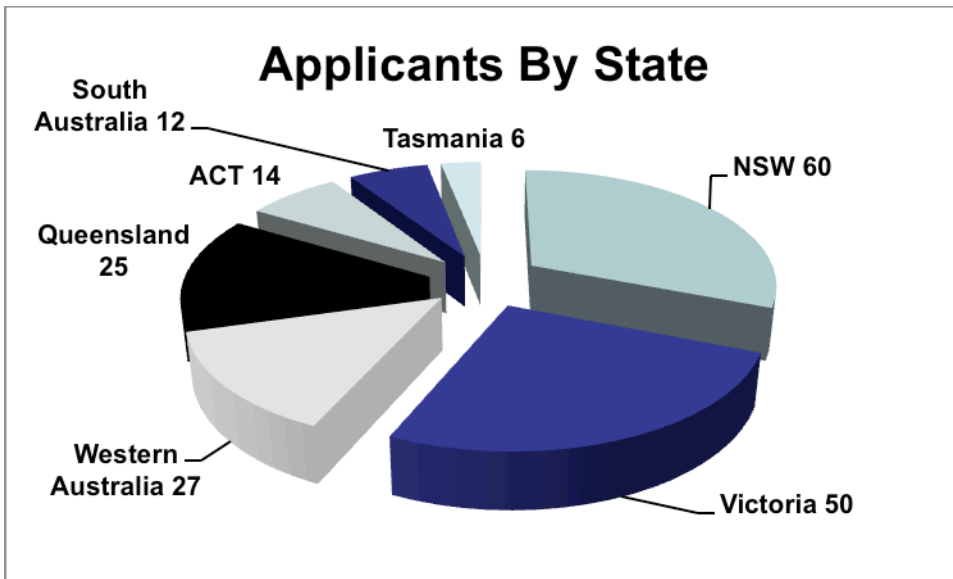


## Snapshot of the John Monash Scholarships

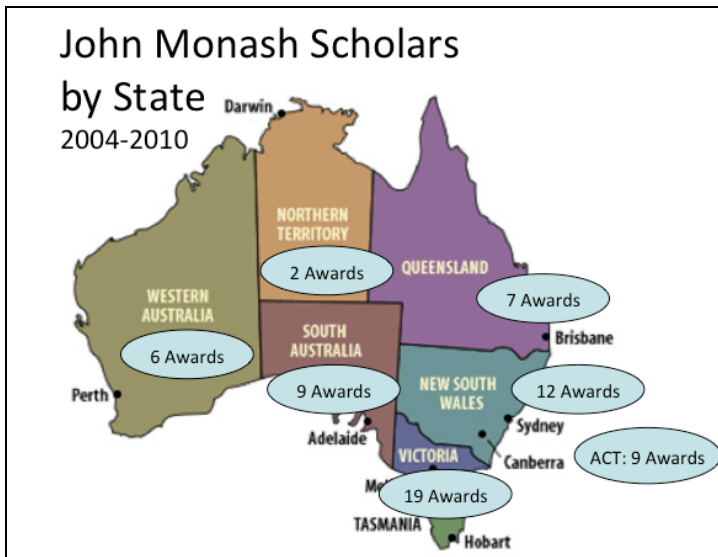


2010 saw a significant increase in the demand for John Monash Scholarships to 195 Applications – up by 49%. Note: “2011” are the applications received in 2010 for the 2011 Scholarship



NSW had the most Applicants in 2010. Some of the ACT applicants completed their undergraduate degrees in other States. Northern Territory candidates are interviewed by the Western Australian panel.

## FACTSHEET

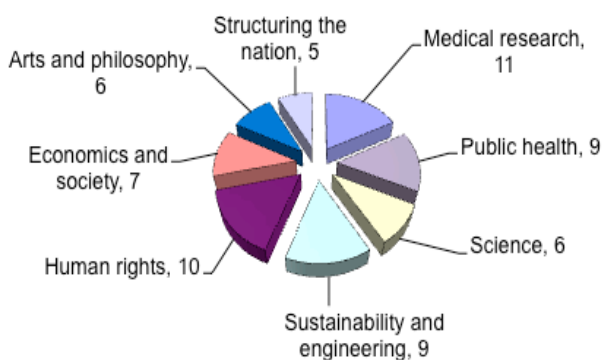


64 Scholars had been elected to the end of 2010. The Western Australian and Northern Territory selections are performed through one Panel. On average, each Panel (except Tasmania) has elected a Scholar each year, with Victoria averaging 2 per year.

By February 2011, 31 of the 56 awarded scholars who had left Australia had completed their courses. Of those 31, 16 had returned to Australia, and more will return by late 2011.

As of April 2011, Scholars were distributed as follows: 19 in North America (5 at Harvard and MIT; 3 in New York; 3 in California); 18 in Europe (8 at Oxford, 5 Cambridge, 3 London); 16 in Australia (5 in Melbourne, 3 in Canberra, 2 in Sydney); and 1 in each of Bangladesh and New Zealand.

### No of Scholars 2004-2011



The Scholars cover all disciplinary fields:

- The major challenges for Australia are prominent in Scholars' chosen fields
- 70% undertake PhDs, the balance Masters