


Ways you can create  
an identity for your  
university group:  
a graphic handbook for  
participants in the  
Wikipedia Education  
Program



Wikipedia  
Education  
Program

Wikipedia  
Education  
Program

Wikipedia Education Program

Wikipedia Education Program

Wikipedia  
Education  
Program

Wikipedia  
Education  
Program



the marks are licensed CC BY SA 3.0

It starts with these program marks.

These marks are available under the Creative Commons Attribution-ShareAlike License v.3.0 (<http://en.wikipedia.org/wiki/Wikipedia:CC-BY-SA>) or any later version. The trademarks and logos of the Wikimedia Foundation and any other organization are not included under the terms of this Creative Commons license. The Wikimedia Foundation logo is a registered trademark of Wikimedia Foundation. For more information, please see our Trademark Policy page, [http://wikimediafoundation.org/wiki/Trademark\\_Policy](http://wikimediafoundation.org/wiki/Trademark_Policy). For other questions about our licensing terms or trademark policy, please email [legal@wikimedia.org](mailto:legal@wikimedia.org)

# Wikipedia Education Program

Plantin

The marks use the font Plantin.  
If it is necessary to modify a  
mark, Linux Libertine or Times  
is an acceptable alternative.  
Those fonts were strongly  
influenced by Plantin.

[http://en.wikipedia.org/wiki/Plantin\\_\(typeface\)](http://en.wikipedia.org/wiki/Plantin_(typeface))  
[http://en.wikipedia.org/wiki/Linux\\_Libertine](http://en.wikipedia.org/wiki/Linux_Libertine)  
[http://en.wikipedia.org/wiki/Times\\_New\\_Roman](http://en.wikipedia.org/wiki/Times_New_Roman)

Wikipedia Universitätsprogramm

Wikipedia Universitätsprogramm

Linux Libertine

Wikipedia Universitätsprogramm

Times

---

We can customize the program mark or you can do it yourself.




The two tiles together make up your program identity.



---

Localize the marks by adding a tile that represents you.



Local imagery can help identify your school, activities, place or country.

---

You may want to add local imagery.



A mosaic is a configuration of solid color tiles that works as a background for the program identity.

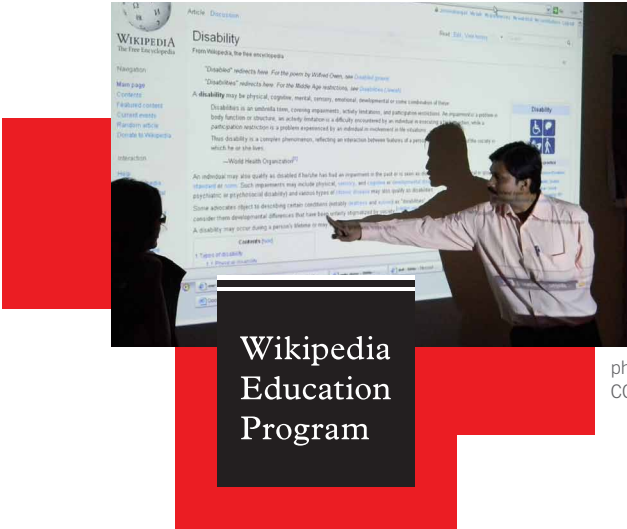


photo by Biswarup Ganguly  
CC BY SA 3.0

Use a mosaic to hold it all together.



A mosaic is configured by adding three square color tiles of different sizes, which can match or contrast with the identity color.

---

Variations of the mosaic give you flexibility.




---

So you can show people what you are doing.



# 10 good things to know when editing Wikipedia



It's more than a tool — it's a way  
of sharing the important work  
we do as students. Find out more:

**7–10pm Tues Sept 20  
at Hatcher Graduate Library**

Open to everyone!



[outreach.wikimedia.org/shortcutTK](https://outreach.wikimedia.org/shortcutTK)

---

Use the identity when you reach out to people.

Wikipedia  
Education  
Program



photo by Lane Hartwell  
CC BY SA 3.0

---

Carry our message to the world.