

Our reference: FOI 1001867

Mr John Bradley

90 High Holborn
London WC1V 6BP

By e-mail
slypie@tiscali.co.uk

Tel: 020 7166 3000
Fax: 020 7404 0430
Minicom: 020 7404 0431
E-mail: enquiries@ipc.gov.uk
Web: www.ipc.gov.uk

22 October 2009

Dear Mr Bradley,

Re: Your Request under the Freedom of Information Act 2000

Thank you for your e-mail dated 24 September 2009, in your e-mail you ask for the following information:

Following

<http://www.liverpoolecho.co.uk/liverpool-news/local-news/2009/09/24/merseyside-police-complaints-increase-36-100252-24768396/>

"What is the break down of these complaints in terms of accusation? How many were resolved by the force and with what result? How many appealed and how many of those appeals upheld?"

I am pleased to confirm that these documents are held by the IPCC.

Of the 1,727 allegations recorded by Merseyside Police in 2008/09 the main accusations were:

Other neglect or failure in duty – 14%
Incivility, impoliteness and intolerance – 32%
Other assault – 21%
Breach of Code A PACE or stop and search – 2%
Discriminatory behavior – 1%

The allegations mentioned above make up over two thirds of all allegations made against Merseyside Police.

Out of a total of 1,113 allegations against Merseyside Police in 2008/09

21% of allegations were investigated
41% were locally resolved
11% were withdrawn

Our reference: FOI 1001867

26% were dispensed
1% were discontinued

A total of 9% of allegations formally investigated led to an outcome of "substantiated". A total of 91% allegations investigated led to an outcome of "unsubstantiated".

A total of 91 appeals were dealt with by the IPCC for Merseyside Police in 2008/09.

21 appeals were upheld
70 were not upheld

Further information on complaints against Merseyside Police can be found on the IPCC website, please see below link:

<http://www.ipcc.gov.uk/index/resources/research/stats.htm>

Yours sincerely,

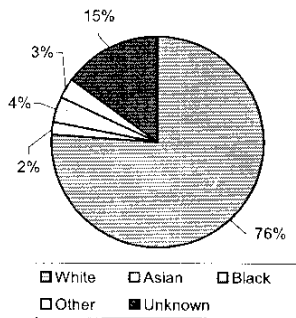
A handwritten signature in black ink, appearing to be 'V Parker', enclosed within a hand-drawn oval.

Ms Vangie Parker
Freedom of Information Officer
Independent Police Complaints Commission

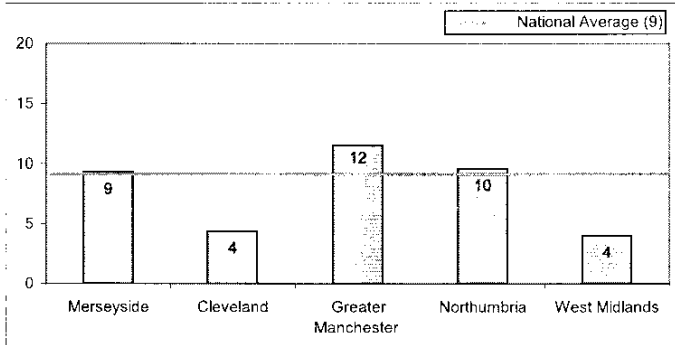
Encls

Ethnicity of Complainants

Merseyside



Average length of time between date complaint case received and date complaint case recorded (working days)



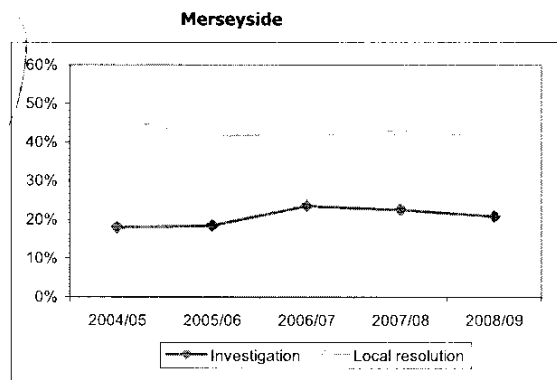
Means by which Allegations Completed

	Merseyside	England & Wales
Allegations investigated	21%	36%
Local resolution	41%	41%
Withdrawn	11%	12%
Dispensation	26%	10%
Discontinued	1%	2%

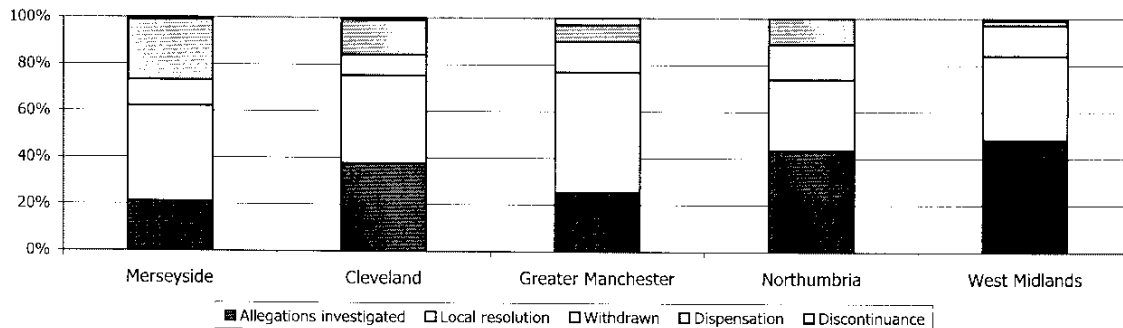
Local Resolution Breakdown	Merseyside	England & Wales
On Division	76%	68%
Professional Standards Dept	24%	32%

Allegations Investigated	Merseyside	England & Wales
Substantiated	9%	10%
Unsubstantiated	91%	90%

Completed Allegations 04/05 to 08/09



Means Allegations Finalised MSF Group



Valid Appeals

Appeals Completed	Merseyside				Total
	Upheld		Not upheld		
	N	%	N	%	
Non-recording of a complaint	13	33	27	68	40
Local resolution process	1	20	4	80	5
Outcome of a police investigation	7	15	39	85	46
Total	21	23	70	77	91

These figures have been taken from the internal IPCC Case Tracking Management System. They count appeals relating to police forces only.

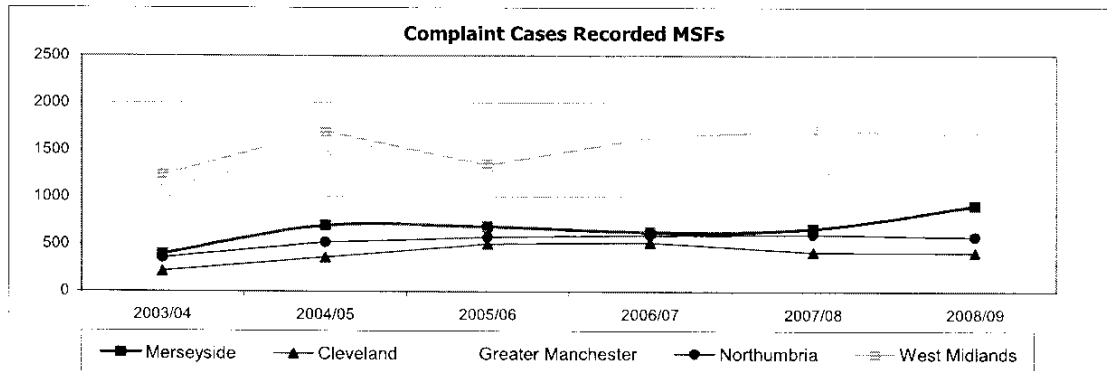
Key Points

- * Merseyside recorded the second highest increase in complaint cases recorded in 08/09 (36% increase)
- * The number of allegations recorded in Merseyside almost doubled in 08/09 (increase of 98%)
- * In recent years Merseyside has recorded one of the lowest rates of allegations per 1,000 officers, this is no longer the case although the figures remains below the national average (306 compared to 338 for E&W)
- * Recorded a high proportion of allegations in the category 'Other Assault' (21% compared to national average of 13%) and 'Incivility' (32% compared to 21%), low proportion of allegations of 'other neglect' (14%)
- * Merseyside recorded one of the lowest rates of investigated allegations (21%). The level of local resolutions has remained stable since 04/05
- * A quarter of allegations (26%) were finalised by means of dispensation, which was the highest rate across all forces; similar high proportions were recorded in 07/08

Headline Figures

	08/09	Merseyside		England & Wales	
		change from 07/08	change from 03/04	change from 07/08	change from 03/04
Complaint Cases Recorded	904	36%	129%	8%	97%
Allegations Recorded	1727	98%	245%	11%	124%

2003/04 marks the last year that police complaints data was collated prior to the establishment of the IPCC on 1 April 2004

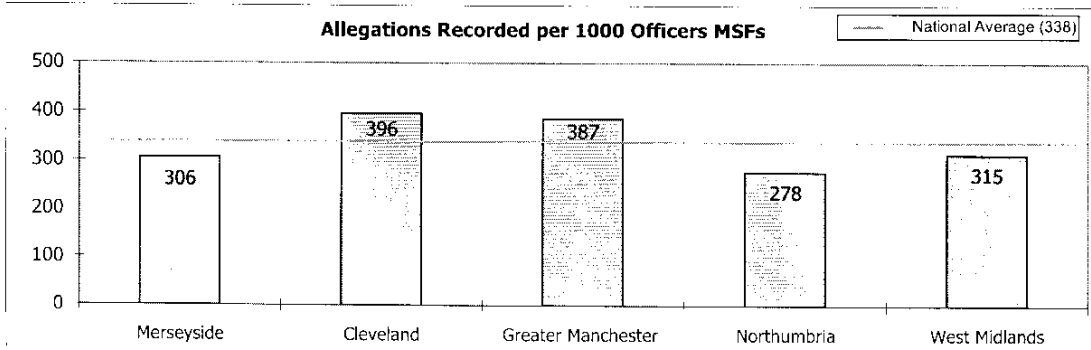


Allegations Recorded

Allegation categories as a percentage of the total recorded	Merseyside	England & Wales
Other Neglect or Failure in Duty	14%	24%
Incivility, Impoliteness and Intolerance	32%	21%
Other Assault	21%	13%
Discriminatory Behaviour	1%	3%
Breach of Code A PACE on Stop and Search	2%	1%

The proportions of allegations recorded in the top three allegation categories over the last five years:

	2004/05	2005/06	2006/07	2007/08	2008/09
Other Neglect or Failure in Duty	14%	12%	13%	14%	14%
Incivility, Impoliteness and Intolerance	30%	31%	35%	34%	32%
Other Assault	24%	24%	24%	24%	21%



Merseyside Police complaints increase 36%

Sep 24 2009 by Staff Reporter, Liverpool

Echo

Comments (5)

Recommend (4)

COMPLAINTS about Merseyside Police have risen 36% from 665 to 904 over the last year.

Statistics released today by the Independent Police Complaints Commission, show that the complaints contained 1,727 allegations – a rise of 85%, the largest increase of any police force.

Most allegations relate to incivility, impoliteness and intolerance (32%) – essentially allegations that officers were rude and impolite.

The rise is largely due to the force adopting the national recording model where one complaint can now be applied to multiple officers.

Nationally, the average is 349 allegations per 1,000 officers. In Merseyside it stands at 306, the 10th lowest nationally.

Comments (5)

lobscouse wrote:



These are recorded complaints, consider how many couldn't be bothered or worse those that didn't complain because they thought it wasn't worthwhile because it would be treated with indifference or ignored.

24/9/2009 11:12 AM BST on liverpooecho.co.uk

Recommend (3)

Report Abuse

AntiManq wrote:



Strange that but my comment seems to have gone and I wonder why that is hey? How about because the Echo just prints any rubbish the cops tell them and doesn't like to see the truth. Perhaps you can explain why you deleted it?

As I said earlier when I complained about the abuse of 1990 Hicklin and his allegations that I was annoyed because "I'd been tuned down by a younger woman", a receptionist at Brabners called Liz or Vicky and he had accused me of sending emails to them. I said I'd see him in court. When Inspector Damian Walsh came around to investigate the complaint he threatened me with "Get your window fixed and move out or I will take you computer away". If it's not true sue me.

24/9/2009 2:40 PM BST on liverpooecho.co.uk

Recommend (2)

Report Abuse

sano wrote:



i,m surprised the echo has reported this issue about merseyside police they usual dont have a wrong word to say about them and i bet there is a lot of comments about this story.

24/9/2009 4:04 PM BST on liverpooecho.co.uk

Recommend (1)

Report Abuse

JB_Kirkdale wrote:

