

VAĀSTU : THE ANCIENT HOUSE BUILDING SCIENCE OF INDIA



RAMESH AGARWAL

Vaastu Consultant

H-74, Shastri Nagar, JODHPUR

Phone : 0291- 2644755 Cell Phone : 91-94141-32757

E-mail : ravivst25@sify.com

VASTU
for trouble free
success & prosperity
in business &
industry

Vaastu is an ancient Vedic science of layout planning of buildings that has stood the test of times, influencing peace and prosperity of the inhabitants. Vaastu science does not find its roots in astrology but is a science which deals with the management of cosmic energy in Building & Structures. It has strong scientific base & is not a myth.

In modern times, the knowledge of house building technology has grown so vast, that it has been branched off into special fields such as architecture, engineering and Interior decoration. Architecture deals with the Internal comfort and external beauty, Civil engineering deals with the structural stability but Vaastu provides with the knowledge to be adopted in building a house so as to make the native happy, healthy and prosperous.

Vaastu principles are applicable to individual residential houses, industry, educational institutions, commercial complexes, theaters, hospitals, churches, etc.. If colonies, villages and cities are planned on its principles, it is said that they will all be very prosperous.

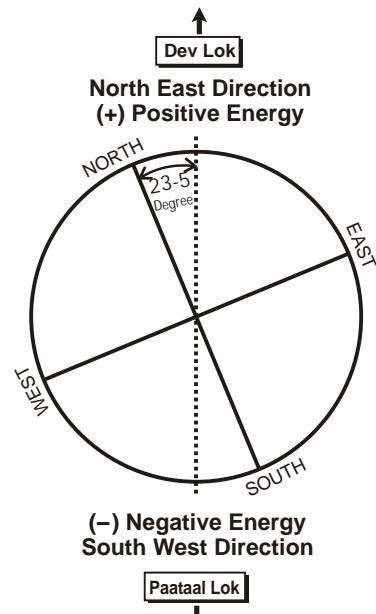
To understand Vaastu all one needs is a little knowledge about Astronomy. We know that our earth, while moving around the sun, continues to spin on its own axis with a tilt of 23.5° . While spinning, the earth moves from West to East. You will observe that a car is designed in such a way that its front part is kept lower than the rear part, to enable it to overcome the wind resistance when in speed. Similarly the nose part of the plane and rocket are kept tapering forward. Since our earth is moving from West to East, if your building is lower on the East and higher on the West, only then it will be able to withstand the resistance of winds easily and get filled with positive energy from North-East, leading to peace and prosperity of the inmates. Thus a clear understanding of the principles of science can help you to delve into the true meaning of Vastu Shastra and reap its benefits. Rejecting Vaastu science summarily may result in your being subjected to harmful effects unknowingly for the whole of your life.

It is common sight to see one industry or business house flourishing while another similarly planned unit run into problems. When in trouble we find it easy to blame the luck but have we ever paused to ponder that it might be the structure and their placement in the factory that might be responsible for the troubles. Does it sound unbelievable? May be, but then it is a time tested fact that when industries are constructed observing the principles of Vaastu, there is peace and prosperity, while those breaking these tenets find themselves forced into unwanted troubles and miseries.

(A) MOVEMENT OF EARTH:-

In order to understand the underlying scientific aspects of Vastu Shastra, we take into consideration the following principles:-

Since the earth spins from West to East and the North Pole is inclined by 23.5°, the actual North point of the earth is situated at NORTH-EAST and SOUTH point at SOUTH-WEST. The cosmic energy coming from NORTH-EAST provides positive energy to the structures whereas SOUTH-WEST gives rise to Negative energy. Hence efforts must be made to conserve the positive energy coming from NORTH-EAST and also to arrest the flow of Negative energy arising from the SOUTH-WEST. Thus by keeping the potential high at NORTH-EAST and low in the SOUTH-WEST, we can ensure uninterrupted strong flow of positive energy in each and every nook and corner of the structures. This can be accomplished by keeping maximum open spaces and doors in North and East of the plot and the least in the South and West.



To keep the level of positive energy high, the height of the building will have to be kept low in the NORTHEAST, East and North side as compared to the SOUTHWEST, South and West Side. This stems the inward flow of negative energy.

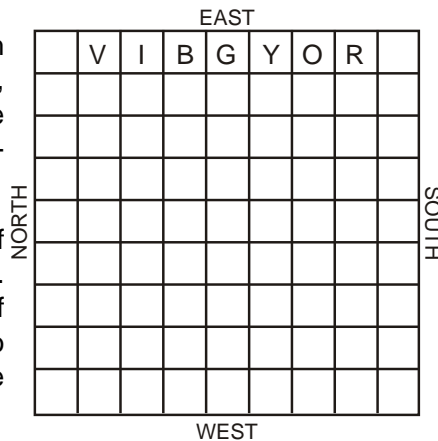
(B) MAGNETIC FLOW BETWEEN THE POLES

In order to maintain uninterrupted flow in the earth's magnetic field, it is essential that no pillars are erected in the middle part of the building and the number of the windows in the North should be double of that in the South, thus ensuring maximum utilization of positive magnetic flow coming from the North. Since Lord kuber is placed in the North it enhances the mental development and one gets strength to take right decisions and achieve prosperity.

(C) THE SEVEN RAINBOW COLOURS CONSTITUTING THE SUN RAY :

In the morning as the sun rises, the earth is so calm and peaceful. Soon the seven colours constituting the sun ray, start exerting their influences. The seven rainbow colours are VIBGOR i.e. V. violet, I- indigo, B- blue, G-green, Y- yellow, O- orange, R- red.

The violet colour is dominant in the NORTHEAST of the earth whereas in the SOUTH-EAST the colour is red. When we construct four side boundary wall on any piece of land, it acts like an earth organism. In such a plot, due to VIBGYOR the influence of violet rays is maximum in the NORTH-EAST, while in SOUTH-EAST the red rays are



dominant. The violet colour being cool and moist, violet colour and water are congenial. Hence NORTHEAST situated water tank, well, swimming pool, underground water tank, fountains, etc

ifpe (WEST)

iwOZ (EAST)

enhance the effect of ultra violet rays, which are most positive.

Similarly maximum influence of red colour is confined to the SOUTHEAST position of the plot, hence if fire related activities like boiler and electricals are built in the SOUTHEAST, positive results are obtained. The problems related to electricity are reduced and one receives normal electricity bill due to dry climatic conditions in SOUTHEAST zone.

Now we will discuss the influences exerted by VIBGYOR from sun rise to sun set. The early morning sun- light is soft and pleasing to the mind. As the effects of the sun rays on the earth's atmosphere increases, its heat and moisture content go up leading to humidity on earth. The humid air causes blackness in the sun rays as they filter through it. This blackness in air increases tremendously in the west during the sun- set, producing ill effects.

(D) RULES FOR ENHANCEMENT OF COSMIC ENERGY :-

Now it must be clear to you that the energy coming from NORTHEAST is positive whereas the one from SOUTH-WEST is negative in nature. The factors affecting flow of COSMIC ENERGY are given below.

(i) EFFECTS DUE TO SLOPE OF LAND:-

Slopes play an important role in the vastu Shastra as whichever side the slope is the energy of that side will exert maximum influence e.g. if the slope is to the East, positive energy flow increase and be beneficial. But if the slope is towards South and West, the negative energy will be more influential and cause harm.

(ii) EFFECTS OF DEPRESSIONS, WATER TANKS, OPEN WELL, TUBE WELL ETC.:-

If the depression is in the East, North or NORTHEAST, they will be beneficial. However if they are South, SOUTHWEST and SOUTHEAST or the middle of the plot, then the effects will be harmful.

(iii) INFLUENCE OF MOIST AND WET LAND:-

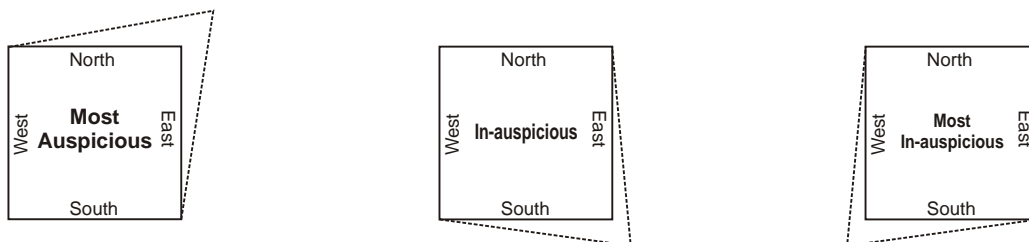
Moist and wet land enhance the effects of energy. If they are in North and East, they will be beneficial but cause harm if in South or West.

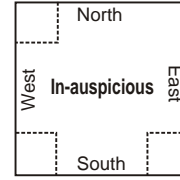
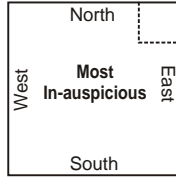
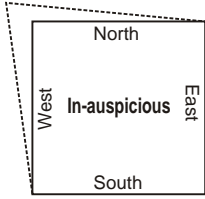
(iv) THE HEIGHT PROFILE OF THE BUILDING:-

If the height of the building will be lower on the East, NORTHEAST or North side, then there will be excessive inflow of positive energy but if in these directions the height is high then the inflow of negative energy will be more, causing harm to the inmates.

SELECTION OF LAND

The shape of the plot should be rectangular or square and all corners should be equal. Only





in case of NORTHEAST corner, an outward projection, with increased outward slant, would be very beneficial.

If the land has to be acquired for industrial use, then the following aspects should be taken into consideration:-

- a) The industries related to paper, cloth, limestone or dealing with white substances are seen to flourish when established on plots facing East.
- b) North facing plots are beneficial for industries dealing in ice, pulses etc.
- c) South facing plots have been found to be beneficial for industries dealing in engineering goods, steel, iron, tobacco, black plastic, coal, oil mills, jewelry, cosmetic products, electrical goods, hotels and hospitals.
- d) West facing plots are beneficial for industries related to general provisions, gram flour, wheat flour, automobiles, transport companies

MONTH WISE EFFECTS IN CONTEXT TO DIRECTION

As per Vastu Shastra if the construction of the house is done correctly or in a wrong manner, then the related effects are seen to be more prominent in certain months depending upon the direction of the building. For instance SOUTHWEST corner is greatly influenced in NOV., DEC., if here the underground tank or door is present then, the placement being wrong as per vastu in these months the members of the family are likely to fall sick. Similarly if the gate, underground water tank or well is in the NORTHEAST, then it will bear maximum benefits for the industry in the months of MAY- JUNE.

	Dec.	Jan.	Feb.	
Nov.	SOUTH WEST	WEST	NORTH WEST	Mar.
Oct.	SOUTH	CENTRE	NORTH	Apr.
Sep.	SOUTH EAST	EAST	NORTH EAST	May
	Aug.	Jul.	Jun.	

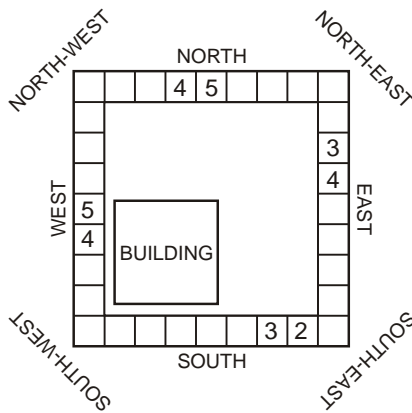
DIRECTION WISE EFFECTS OF WATER TANK, OPEN WELL OR TUBE WELL ETC.

- i) **NORTH EAST** - HAPPINESS AND PROSPERITY.
- ii) **SOUTH EAST** - PROBLEMATIC FOR CHILDREN'S PROGRESS.
- iii) **SOUTH WEST** - MONETARY LOSS.
- iv) **EAST** - GAIN OF FAME.
- v) **SOUTH** - PROBLEMATIC FOR FEMALES.
- vi) **WEST** - MONETARY GAINS (TEMPORARY).
- vii) **NORTH WEST** - INVITES ENEMITY AND THEFT.
- viii) **NORTH** - PROSPERITY AND HAPPINESS
- ix) **MIDDLE** - TOTAL DESTRUCTION

if pe (WEST)

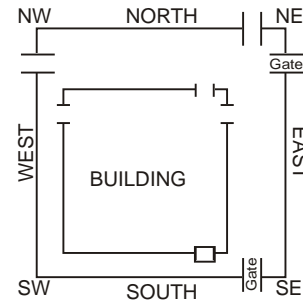
iwoz (EAST)

BOUNDARY WALLS AND GATE OF A PLOT



Divide the length of the side of the plot on which gate is to be installed, into nine equal parts and place the gate as shown in the figure. For your convenience you can keep gates as under.

- i) For facing East - Towards N-E
- ii) For facing North - Towards N-E
- iii) For facing West - Towards N-W
- iv) For facing South - Towards S-E



INTERNAL ARRANGEMENT OF OFFICE.

The internal arrangement of the office should be such that seating arrangements are at the SOUTHWEST facing either North or East. Accounts Computers etc., should be North facing and placed in the SOUTH-EAST, East or North region. The door of the office should be NORTH-EAST, SOUTH-EAST, or NORTH-WEST region.

THE IDEAL FACTORY CONCEPT ACCORDING TO VASTU

1. A compound -wall is a must.
2. The main entrance of the Factory should be situated towards North, East or North-East to gain excellent profits.
3. The entrance door should always be of a greater size.
4. A big Factory should have doors on two sides. They should be on the North, East, North-East or North-West.
5. The finished products should be taken out of factory through the door at the North-West direction. This will ensure quicker disposal of finished products and greater profits for the Company.
6. The South and West area of the compound should never be kept empty or vacant.
7. Energymeters, furnaces, transformers, generators, boilers etc. and other equipment involving heat-energy should always be kept in the South-East direction. This is very essential for smooth operation of the Factory.
8. The Storeroom of the Factory should be in the South or West direction. The Storeroom may extend from South towards the West. This will provide great assistance for continuous flow of goods in and out of the Factory.
9. It is very important to keep the North-East area of the compound and that of inside the premises very clean and open or empty.
10. The office in the Factory should be located in North or East direction. During business deals and discussions, the owner should always face the North or East direction for reaping greater benefit from the deal.
11. The heavy machinery in the Factory should be kept on the South, South-West and West areas of the Factory.
12. The final products to be processed for sales should be kept in the North-West area of the Factory.

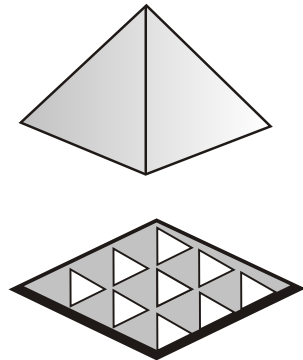
- 13. The toilet of the Factory should be located in the North-West or South-East direction.
- 14. North West side or South-East side are the best positions for the guardroom.
- 15. Parking area be provided at North-west or North-east area also. However, in the North-East area only the light vehicles like scooters, cycles etc. are permitted.
- 16. Waterpumps, Bore-wells underground Water Tanks, Pumps etc. are best located in North-East area only.
- 17. If overhead Tanks are to be constructed or erected, they should be at West. In any case South-West and North-East area must be avoided for erecting overhead Water Tank.
- 18. Storing of any Raw- material, whether inside or outside in the Industry or Factory must be in the South, West or South-West.

ECONOMICAL MEASURES FOR CORRECTING VASTU DEFECTS (without altering existing structures)

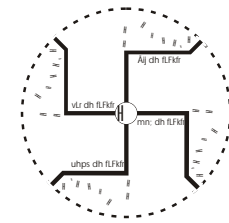
All this talk of Vastu is fine but can it be applied in its entirety to home, workplace or industry? May be not, because practical application of Vastu Shastra becomes very difficult in today's life style, due to the pressure to purchase plots & buildings not conforming to Vastu principles, especially in big cities and metro towns.

There are many people who want to enjoy benefits of Vastu but either have already bought the plot or are using a constructed building. So what should they do? Buy another plot and build a new building there according to Vastu concepts? We know that this is nearly impossible. But then in such cases there are remedial measures which include placement of Pyramids, metallic Swastiks, Mettalic Strips which provide relief to a certain extent.

(A) PLACEMENT OF PYRAMIDS :- The placement of Pyramids is an effective concept based on mind over matter. It is experienced that mental level correction is as powerful as that done in the structures. The Pyramids are specially designed in kits of 3X3 or 9X9 numbers for correcting Vastu defects. The placement and positioning of the Pyramids depends on size and shape of the structure, the plot direction and the severity of defects. It is observed that when a Pyramid is constructed with any material and if an **Aluminium sheet** is placed around the Pyramid, then the negative energy field inside the Pyramid vanishes. The enhancement and locking of cosmic field can be influenced by Pyramidal structures.



(B) PLACEMENT OF SWASTIKS :- Swastik is recognized as an auspicious symbol all over the world. The recent studies in the field of bioenergy indicate that this symbol is associated with definite positive energy levels. it generates an atmosphere of devotion, pleasant feelings and a sense of well being.



In fact this symbol is associated with Astronomy. It is a symbol of constellation of seven stars ¼llr _f" k e. My½- As shown in the figure, the central point represents North Star ¼/kzqo rkjk½- Out of the four arms two represent the rising and setting point of seven stars, which are East and West, and the remaining two represent the North and South. So the Swastik symbol is the source of energy from the seven stars.

ifpe (WEST)

imoz (EAST)

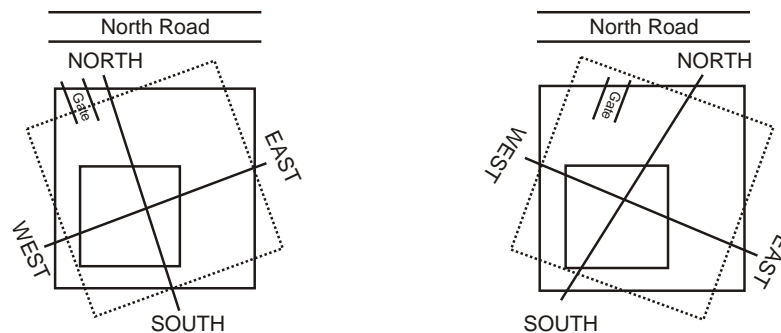
The practice of placing Lord GANESH & Lord HUNUMAN idols at the entrance or on the walls can be explained in terms of deriving benefits due to Swastik symbolic shape.

(C) PLACEMENT OF METTALIC STRIPS :- The ground level air upto 12" height is called PRANIC FORCE . In case of negative door entries, bifurcation of the plot, balconies in wrong directions, the PRANIC FORCES are to be restricted by embedding metallic strips on the floor.

The mettlic strips of copper, brass, zinc and aluminium are decided according to severity of the defect.

DEFLECTION OF NORTH & TILT IN DIRECTIONS OF THE SITE

In ancient days the norm of deflected North-South axis did not arise because of the emphasis on proper orientation. But now a days towns and their roads are planned without considering the important aspect of proper orientation of North-South axis. In such cases the layout planning of the Plot / Building should be considered as shown here under :-



OBSERVATION BASED ON EXPERIENCES IN INDUSTRIES.

- EAST FACING PLOT :-** Main gate in SOUTHEAST, open space on the west and South, enclosed on NORTHEAST, one additional gate on SOUTH-WEST :- Industrial unrest, defect in Machinery, inadequate orders.
- EAST FACING PLOT :-** Main gate NORTH-EAST, underground tank in SOUTH-EAST, NORTHEAST high, toilet in NORTH-EAST, West is open land :- After 3 years of struggle the factory closed down.
- NORTH FACING PLOT :-** Main gate in NORTH-WEST, guardroom in NORTH-EAST, South open and depressed, underground tank in NORTH-WEST: Industry running but financial constraints, poor recovery of dues, forced to supply finished goods at lower rates, low utilization of production capacity, low profits.
- NORTH FACING PLOT :-** Main gate, guard room and toilets in the NORTH-EAST, South excessively open and downward sloping, underground water tank in NORTH-WEST, plot extended in NORTH-WEST region: Financial crisis, low profits, involved in long drawn litigations for recovery of dues.
- WEST FACING PLOT :-** Main gate NORTH-WEST, well in South, labour quarters in NORTH-EAST, boiler in SOUTH-WEST: Once in a year strike by workers, full utilization of capacity but low profits, mental tension.
- WEST FACING PLOT :-** Main gate in SOUTH-WEST, NORTH-EAST open, South also

- open, very little open land in the North: Full utilization of production capacity, profits good, workers indulging inflecting the company thru frauds.
7. **SOUTH FACING PLOT :-** Main gate SOUTH-EAST, NORTH-EAST closed, transformer in SOUTH-EAST, West very open, the SOUTH-WEST part of the plot extending out: Inspite of full capacity utilization of the plant, there is loss instead of profits.
 8. **BASEMENT IN THE SOUTH WEST CORNER AND NORTH REGION HIGH :-** Non-receipt of orders leading to shut down of the factory.
 9. **SOUTHEAST CORNER EXTENDED OUTWARD:-** Fight among employees, frequent fire break outs in the factory.
 10. **LARGE OPEN SPACE IN SOUTH AND WEST REGION OF THE PLOT WITH THE NORTHEAST CORNER BEING CUT OFF:-** Industry runs in loss, ultimately shutting down.
 11. **COMMERCIAL CENTRE:-** In NORTH-EAST region packing cartons, fuel tanks and toilets present, SOUTH-EAST very open, wall on the North very high: Continuous losses and decline in sales.
 12. **BUSINES CENTRE:-** Depression in the roof of the shed towards West: Continuous loss in business.
 13. **MAIN GATE IN SOUTHWEST, NO DOORS OR WINDOWS IN NORTH AND EAST:** Continuous losses, loans, unrecoverable, excessive expenditures.
 14. **ROAD IN NORTHWEST AND NORTHEAST, EXCESS OPEN SPACE IN SOUTH AND WEST, MAIN GATE AT SOUTHWEST OF THE PLOT :-** Industry started well on large scale but soon ran into difficulties inspite of good orders. Ultimately taken over by Financial Institution / Bank.
 15. **PLOT FACING WEST, SHED IN NORTH, SOUTH EXCESSIVELY OPEN, DOUBLE STOREY STRUCTURE IN NORTHEAST, GATE IN SOUTHWEST :-** Factory closed before commencement of production, ultimately taken over by financial institution.
 16. **ELECTROPLATING UNIT :-** Acid tank in NORTH-EAST, transformer in the East, depression in South with low height, North floor level high: Continuous decline in sales.
 17. **HOTEL:-** south facing plot with gate in SOUTH-WEST, owners residence in NORTH-EAST at a higher plinth: Had to close due to poor clientage.
 18. **INDUSTRY :-** South located plot, the depression of roof of shed towards South, SOUTH-WEST corner at a lower level, NORTH-EAST portion very high :- Always busy in production but no return on investment.
 19. **BUSINESS CENTRE :-** Basement in the middle of plot: Business did not pickup inspite of being located in a prominent business area.
 20. **SERVICE CENTRE :-** West low but high on North and East, Service equipment in the NORTHEAST: No customers.
 21. **SOUTH FACING PLOT :-** Shed in West, NORTH-EAST at a height: Unable to ensure production inspite of long list of pending orders, frequent machinery break downs inspite of full maintenance facilities.