

Bulletin Financier.

Lundi, 3 mars 1902.

COMPTOIR D'ESCOMPTES (OLMARIENS) NOUVEAU DE LA NOUVELLE-ORLEANS.

MARCHE MONETAIRE.

Table of monetary market data including exchange rates for various locations like New Orleans, New York, and London.

CHANGE.

Table of exchange rates for various currencies and locations.

Ventes à la Bourse de la Nouvelle-Orléans.

Table of stock market transactions and prices.

ACTIONS ET BONS

Table of stock prices for various companies and bonds.

COUPE DU 'N. O. OIL EXCHANGE'.

Table of oil exchange data including prices for various oil products.

CHANGEMENT DE LA NIVE-ORLEANS.

Table of exchange rates for New Orleans.

Bulletin Commercial

Lundi, 3 mars 1902.

COTON.

Table of cotton market data including prices and futures.

MARCHE DE LA NIVE-ORLEANS.

Table of market data for New Orleans.

MARCHES DIVERS.

Table of various market prices.

MARCHE DE NEW-YORK.

Table of market data for New York.

MARCHE DE LIVERPOOL.

Table of market data for Liverpool.

MARCHE DU HAVRE.

Table of market data for Havre.

SUCRE ET MELASSE.

Table of sugar and molasses market data.

MELASSE.

Table of molasses market data.

TONNELLERIE.

Table of tin market data.

RIZ.

Table of rice market data.

AU BOARD OF TRADE.

Table of Board of Trade data.

FARINES.

Table of flour market data.

GRAINS ET FOURRAGES.

Table of grain and feed market data.

PROVISIONS.

Table of provisions market data.

GROCIERIES.

Table of grocery market data.

BOIS DE CONSTRUCTION.

Table of construction wood market data.

GRAINE DE COTON ET SES PRODUITS.

Table of cotton seed and products market data.

FRUITS ET NOIX.

Table of fruit and nut market data.

PRODUITS DE LA CAMPAGNE.

Table of campaign products market data.

CHEVaux ET MULETS.

Table of horse and mule market data.

VENTES A L'ENCAN.

Table of auction sales data.

MARCHANDISES DIVERSES.

Table of various goods market data.

CHARBON.

Table of coal market data.

QUINOAILLERIE.

Table of quinoa market data.

VENTE EN PARTAGE.

Table of partnership sale data.

VENTE EN PARTAGE.

Table of partnership sale data.

VENTE EN PARTAGE.

Table of partnership sale data.

VENTE EN PARTAGE.

Table of partnership sale data.

VENTE EN PARTAGE.

Table of partnership sale data.

VENTE EN PARTAGE.

Table of partnership sale data.

MARCHE AUX BESTIAUX.

Table of livestock market data.

CHEMINS DE FER.

Table of railroad market data.

CHEMINS DE FER.

Table of railroad market data.

CHEMINS DE FER.

Table of railroad market data.

CHEMINS DE FER.

Table of railroad market data.

CHEMINS DE FER.

Table of railroad market data.

CHEMINS DE FER.

Table of railroad market data.

CHEMINS DE FER.

Table of railroad market data.

CHEMINS DE FER.

Table of railroad market data.

CHEMINS DE FER.

Table of railroad market data.

CHEMINS DE FER.

Table of railroad market data.

CHEMINS DE FER.

Table of railroad market data.

CHEMINS DE FER.

Table of railroad market data.

CHEMINS DE FER.

Table of railroad market data.

CHEMINS DE FER.

Table of railroad market data.

CHEMINS DE FER.

Table of railroad market data.

CHEMINS DE FER.

Table of railroad market data.

CHEMINS DE FER.

Table of railroad market data.

CHEMINS DE FER.

Table of railroad market data.

CHEMINS DE FER.

Table of railroad market data.

CHEMINS DE FER.

Table of railroad market data.

CHEMINS DE FER.

Table of railroad market data.

CHEMINS DE FER.

Table of railroad market data.

CHEMINS DE FER.

Table of railroad market data.

CHEMINS DE FER.

Table of railroad market data.

CHEMINS DE FER.

Table of railroad market data.

CHEMINS DE FER.

Table of railroad market data.

CHEMINS DE FER.

Table of railroad market data.

CHEMINS DE FER.

Table of railroad market data.

CHEMINS DE FER.

Table of railroad market data.

CHEMINS DE FER.

Table of railroad market data.

CHEMINS DE FER.

Table of railroad market data.

CHEMINS DE FER.

Table of railroad market data.

CHEMINS DE FER.

Table of railroad market data.

CHEMINS DE FER.

Table of railroad market data.

CHEMINS DE FER.

Table of railroad market data.

CHEMINS DE FER.

Table of railroad market data.

CHEMINS DE FER.

Table of railroad market data.

CHEMINS DE FER.

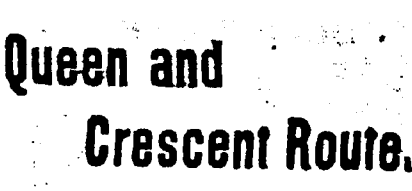
Table of railroad market data.

CHEMINS DE FER.


Table of railroad market data.



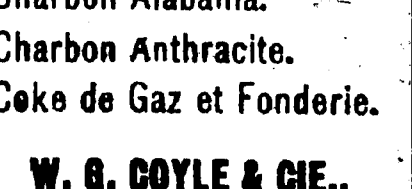
La Route de Chars sans Changement entre le Sud, le Sud-est et l'Est. Seulement 40 heures pour New York, via le Great Washington et Southwestern.



Trains Vestibules Solides. GRAND EFFET LE 17 NOV. 1901.



LIGNE FRANÇAISE. COMPAGNIE GÉNÉRALE TRANSATLANTIQUE.



FOUR NEW YORK DIRECTMENTS. LOUISIANA STRAIGHT.

Advertisement for Illinois Central Railroad, Double Service Quotidien.

Advertisement for Southern Pacific Railroad, Sunset Route.

Advertisement for E. A. Carrère, Ventes à l'encan.

Advertisement for Louisville & Nashville Railroad.

Advertisement for Queen and Crescent Route.

Advertisement for Atlanta and New Orleans.

Advertisement for Ligne Française.

Advertisement for Cromwell Steamship Co.

Advertisement for Jules Andrieu.