



Note: This presentation will feature product demonstrations with fonts around this size >



Please sit where you can comfortably read the above text.

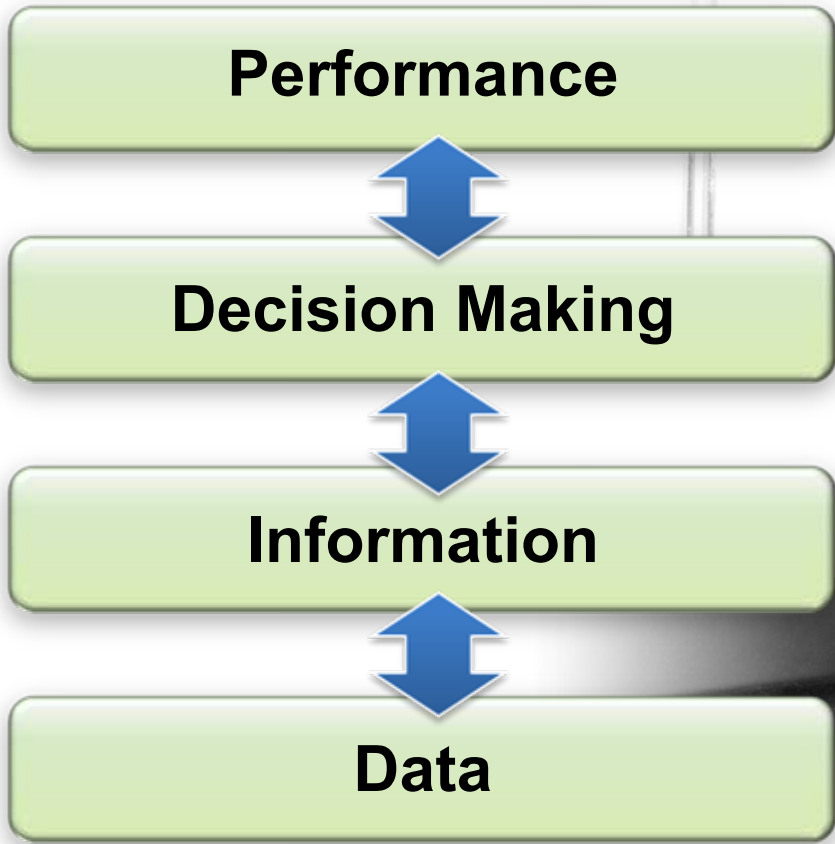
# IBM Cognos 8 Business Intelligence Roadshow



# IBM Cognos 8 Business Intelligence Roadshow

Dave Ruskin

# Optimizing Performance Starts with Informed Decision Making



# Three Questions that Drive Performance



# Three Questions that Drive Performance



# Business Users Not Well Enough Informed, Engaged or Aligned



**Executive**



**Business Manager**



**Casual Business User**



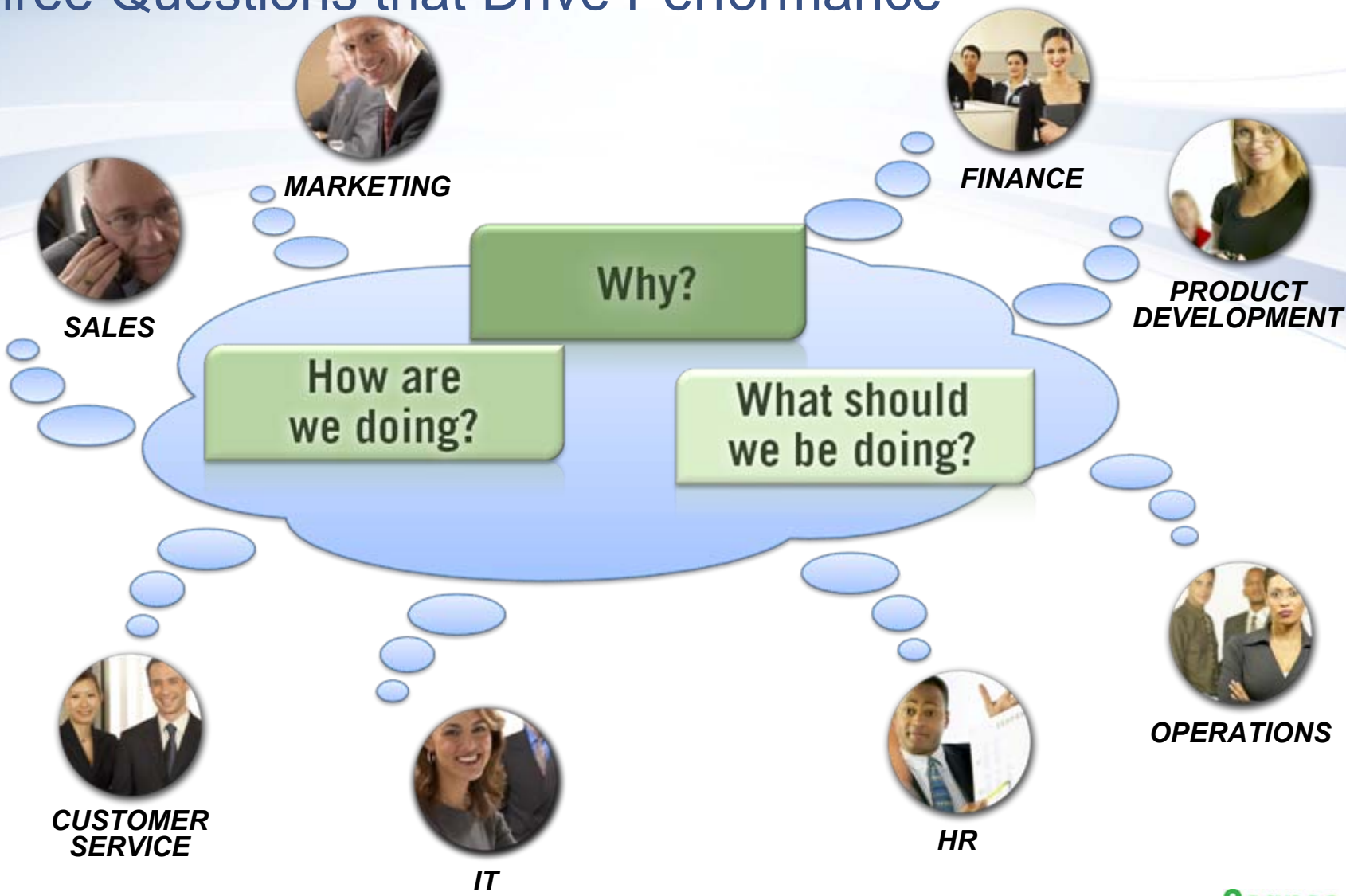
**Line Manager**



**Business Analyst**

- **47%** of users don't have confidence in their information <sup>(1)</sup>
- **59%** say they missed information they should have used <sup>(1)</sup>
- **42%** of managers use wrong information at least once a week <sup>(1)</sup>
- **24%** user adoption within organizations <sup>(2)</sup>
- **95%** of the typical workforce does not understand the strategy <sup>(3)</sup>
- **60%** of organizations do not link budgets to strategy <sup>(3)</sup>

# How are we doing? Three Questions that Drive Performance



How are we doing?



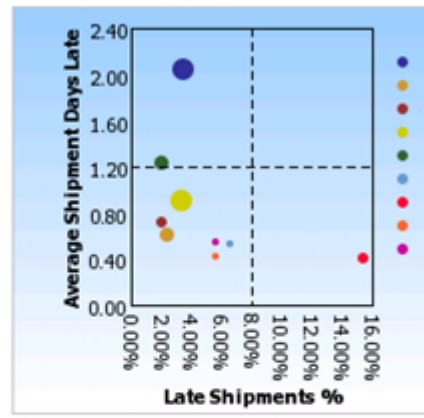
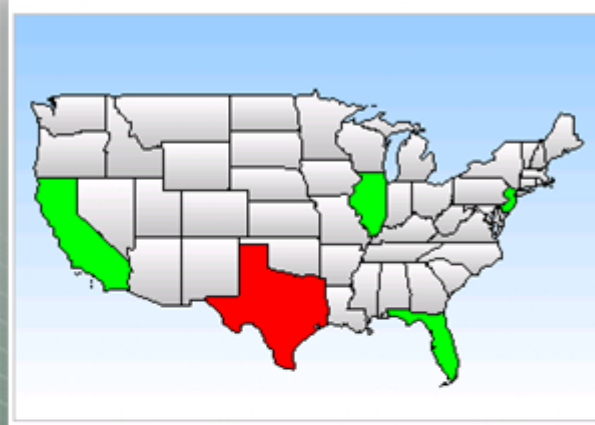
→ Scorecard or dashboard shows On Time Shipments below

The screenshot shows a web browser window with the title 'Sales & Operations Performance - IBM Cognos Connection'. The page has a navigation bar with 'Public Folders', 'My Folders', 'Sales & Operations Performance', and 'Inventory Management'. Below this, there are several sections:

- Events:** A list of events with a red box around 'On Time Customer Shipments'. Other events include 'Customer On-Time Delivery Commitments Not Met' and 'Plant Productivity Down (89%)'.
- Key Operational Reports:** A list of reports including 'Production and Availability', 'Production Constraints Map', 'Sales/Demand', 'Supply and Forecasted Demand', and 'Unit Product Cost Comparison'.
- Plant Production:** A list of production-related items including 'Dashboard -Throughput', 'Plant Demand Analysis', 'Plant Volume Analysis Plan', 'Production Constraints', 'Production Constraints Bottleneck Review', 'Production Constraints Exceptions', and 'Production Constraints Labor Capacity Review'.
- CAPACITY EXCEPTIONS:** A section with a map of the United States showing various regions highlighted in green.



How are we doing?



Plant	Comp. Name	Mat Req'd	Tot Mat. Ordered	Mat. Shortage Desc.
Houston, TX	Circuit Boards	22,825,208	43,074,732	
Jacksonville, FL	Computer Cases	12,783,836	40,521,303	
Master Planning	Electrical Connectors	89,655,906	199,800,000	
Santa Cruz, CA	LCD Monitors	0	42,541,732	

→ Report shows production bottleneck due to Material

How are we doing?

Why?



Mfg S&OP Operations Plan | Contributions | Master Planning - Cognos Planning - Contributor

File Edit View Tools Actions Help

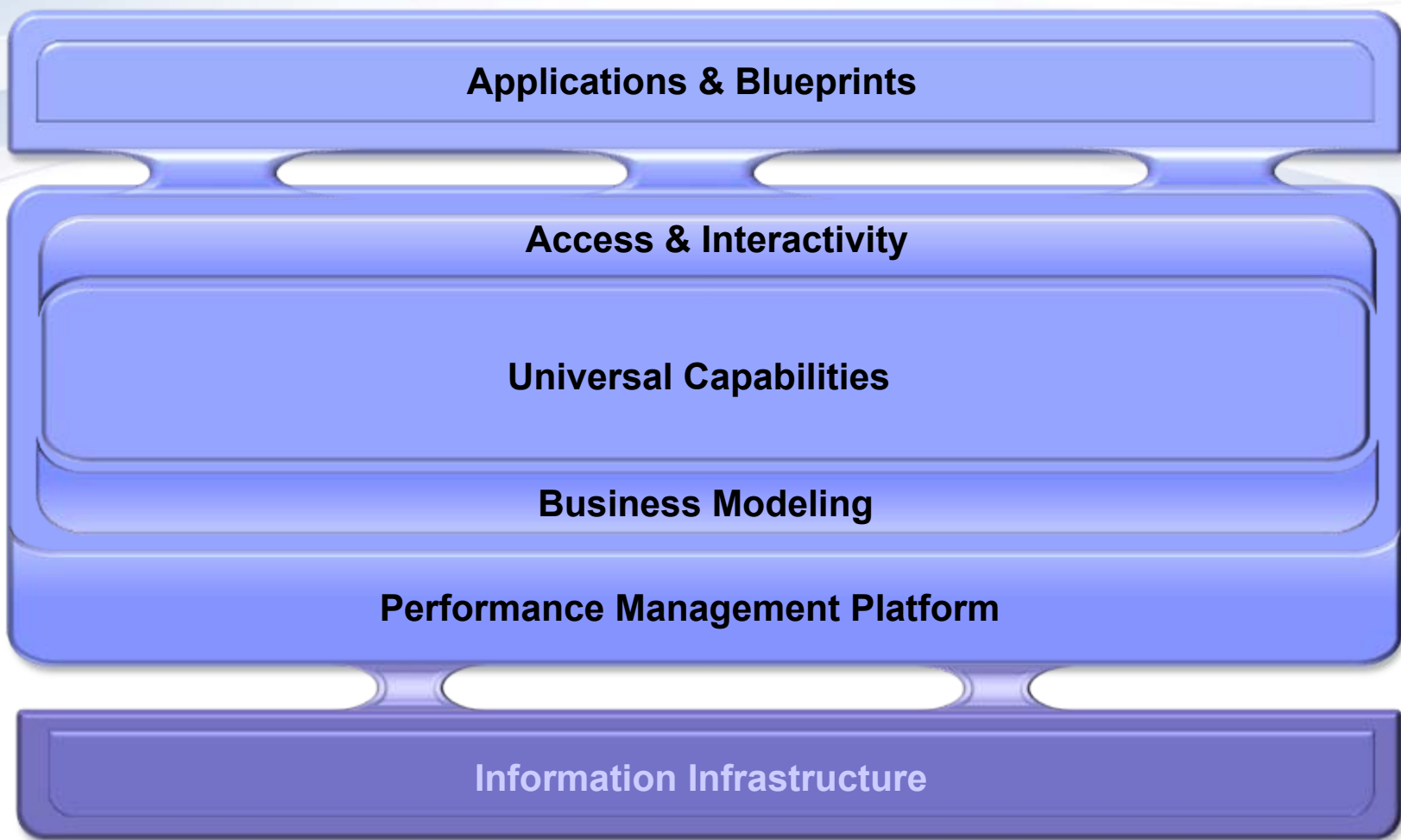
Global Assumptions Demand Volume Base Regional Breakdown **Plant Production** Contractor Volume Constraints Contractor

Master Planning Strategic Accounts

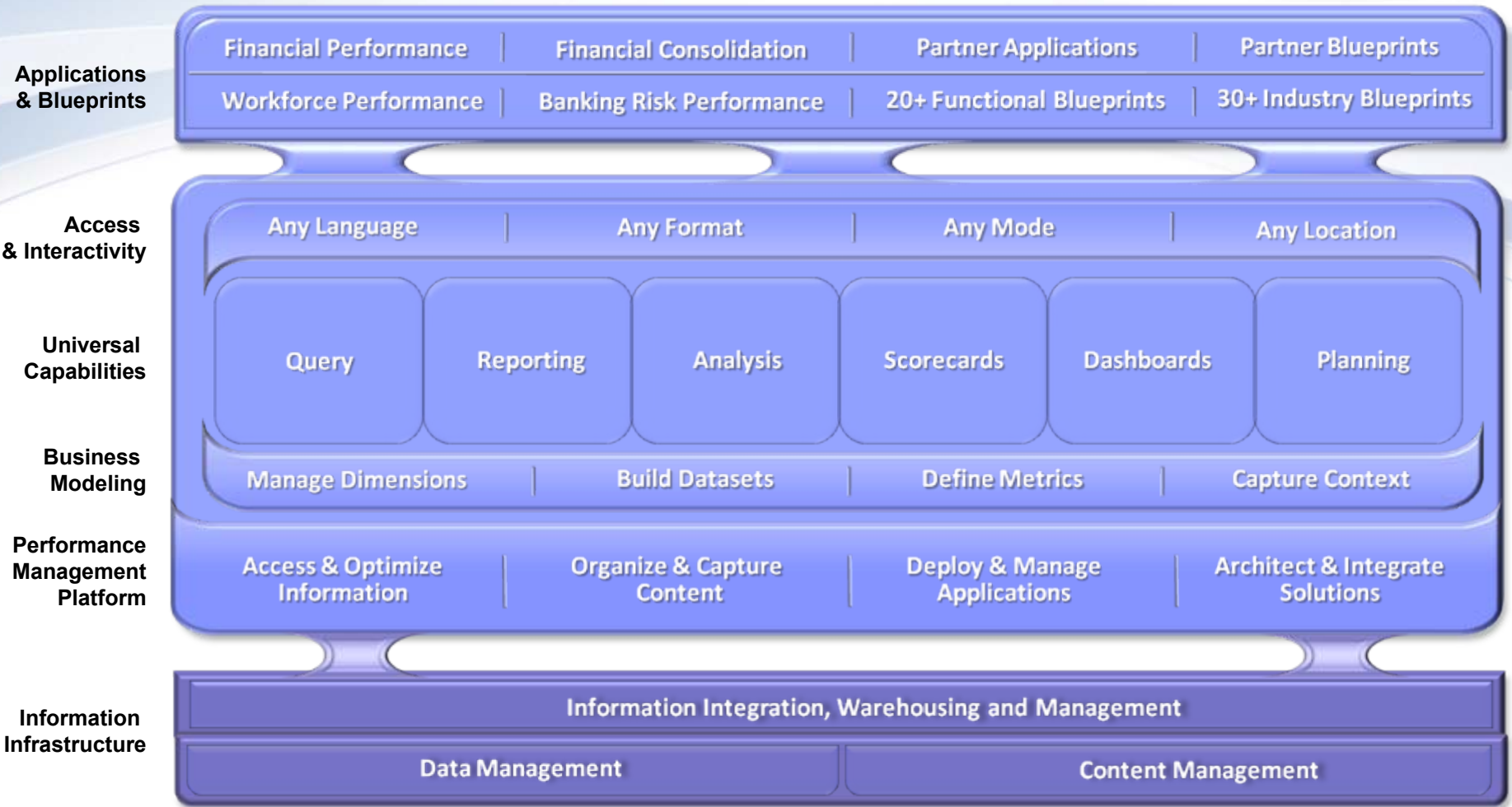
		Jan-07	Feb-07	Mar-07	Apr-07	May-07	Jun-07	Jul-07	Aug-07
Total Demand Volume	All Plants	5,375	5,745	5,145	5,145	6,197	7,016	7,956	
	Moline, IL	20.00%	20.00%	20.00%	20.00%	20.00%	20.00%	20.00%	
	Newark, NJ	20.00%	20.00%	20.00%	20.00%	20.00%	20.00%	20.00%	
	Santa Cruz, CA	20.00%	20.00%	20.00%	20.00%	20.00%	20.00%	20.00%	
	Houston, TX	20.00%	20.00%	20.00%	20.00%	20.00%	20.00%	20.00%	
	Jacksonville, FL	20.00%	20.00%	20.00%	20.00%	20.00%	20.00%	20.00%	
	Contractor	0.00%	0.00%	0.00%	0.00%	0.00%	0.00%	0.00%	
	All Plants	100.00%	100.00%	100.00%	100.00%	100.00%	100.00%	100.00%	100.00%
Standard % to Plant	Moline, IL	0.00%	0.00%	0.00%	0.00%	0.00%	0.00%	0.00%	
	Newark, NJ	0.00%	0.00%	0.00%	0.00%	0.00%	0.00%	0.00%	
	Santa Cruz, CA	0.00%	0.00%	0.00%	0.00%	0.00%	0.00%	0.00%	
	Houston, TX	0.00%	0.00%	(20.00%)	(20.00%)	(20.00%)	(20.00%)	(20.00%)	
	Jacksonville, FL	0.00%	0.00%	0.00%	0.00%	0.00%	0.00%	0.00%	
	Contractor	0.00%	0.00%	20.00%	20.00%	20.00%	20.00%	20.00%	
	All Plants	0.00%	0.00%	20.00%	20.00%	20.00%	20.00%	20.00%	
Adj % to Plant	Moline, IL	20.00%	20.00%	20.00%	20.00%	20.00%	20.00%	20.00%	
	Newark, NJ	20.00%	20.00%	20.00%	20.00%	20.00%	20.00%	20.00%	
	Santa Cruz, CA	20.00%	20.00%	20.00%	20.00%	20.00%	20.00%	20.00%	
	Houston, TX	20.00%	20.00%	0.00%	0.00%	0.00%	0.00%	0.00%	
	Jacksonville, FL	20.00%	20.00%	20.00%	20.00%	20.00%	20.00%	20.00%	
	Contractor	0.00%	0.00%	20.00%	20.00%	20.00%	20.00%	20.00%	
	All Plants	100.00%	100.00%	100.00%	100.00%	100.00%	100.00%	100.00%	
Revised % to Plant	Moline, IL	1.075	1.14	1.029	1.029	1.239	1.403	1.591	
	Newark, NJ	1.075	1.14	1.029	1.029	1.239	1.403	1.591	
	Santa Cruz, CA	1.075	1.14	1.029	1.029	1.239	1.403	1.591	
	Houston, TX	1.075	1.14	0	0	0	0	0	
	Jacksonville, FL	1.075	1.14	1.029	1.029	1.239	1.403	1.591	
	Contractor	0	0	1.029	1.029	1.239	1.403	1.591	
	All Plants	5.375	5.745	5.145	5.145	6.197	7.016	7.956	
Select Contractor	Moline, IL	1.075	1.14	1.029	1.029	1.239	1.403	1.591	
	Newark, NJ	1.075	1.14	1.029	1.029	1.239	1.403	1.591	
	Santa Cruz, CA	1.075	1.14	1.029	1.029	1.239	1.403	1.591	
	Houston, TX	1.075	1.14	0	0	0	0	0	
	Jacksonville, FL	1.075	1.14	1.029	1.029	1.239	1.403	1.591	
	Contractor	0	0	1.029	1.029	1.239	1.403	1.591	
	All Plants	5.375	5.745	5.145	5.145	6.197	7.016	7.956	
Plant Volume	Moline, IL	1.075	1.14	1.029	1.029	1.239	1.403	1.591	
	Newark, NJ	1.075	1.14	1.029	1.029	1.239	1.403	1.591	
	Santa Cruz, CA	1.075	1.14	1.029	1.029	1.239	1.403	1.591	
	Houston, TX	1.075	1.14	0	0	0	0	0	
	Jacksonville, FL	1.075	1.14	1.029	1.029	1.239	1.403	1.591	
	Contractor	0	0	1.029	1.029	1.239	1.403	1.591	
	All Plants	5.375	5.745	5.145	5.145	6.197	7.016	7.956	

➔ Demand Volume is reviewed and **Plant Production Plan** is adjusted to remove bottleneck

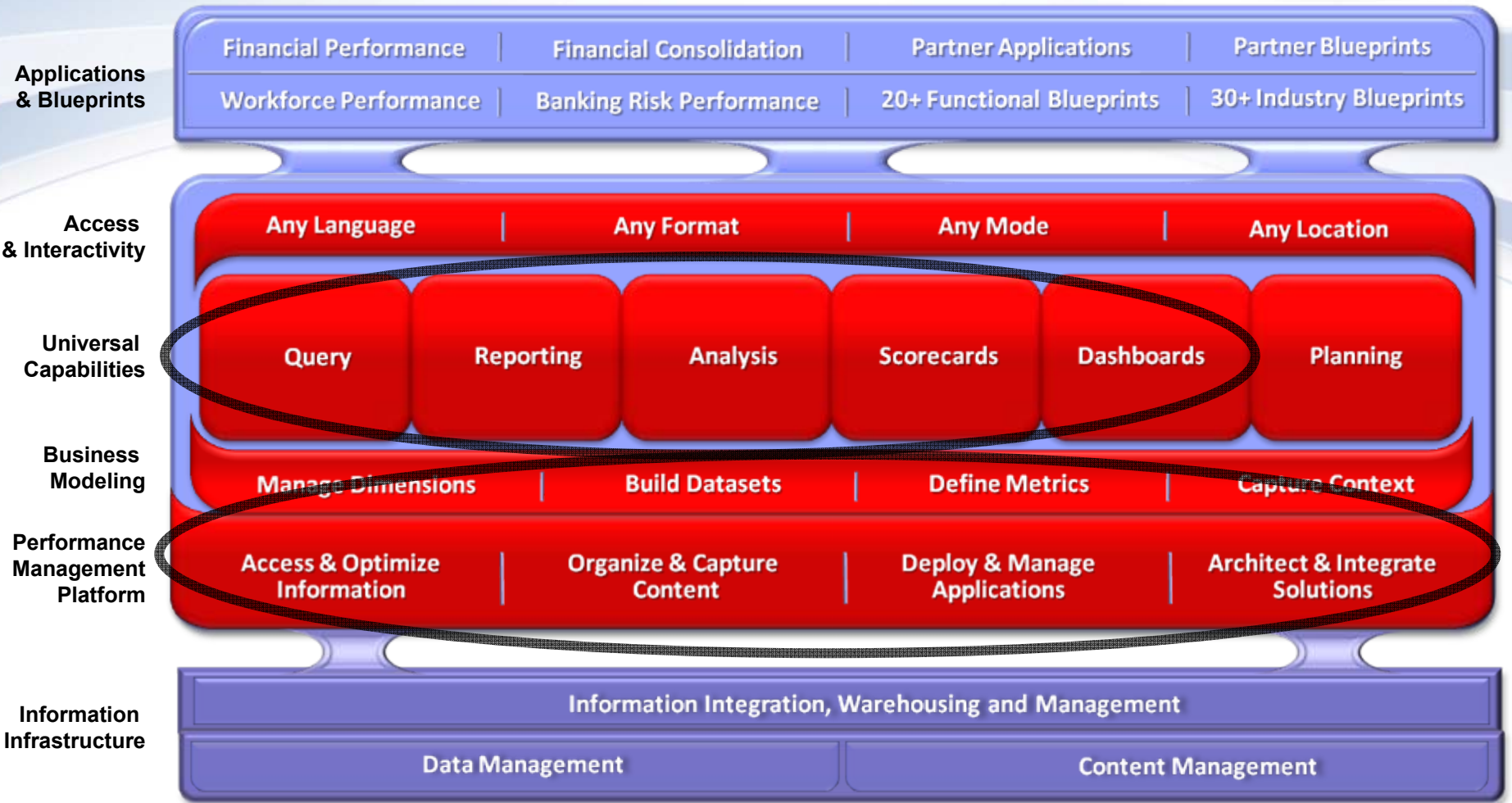
# IBM Cognos Performance Management System



# IBM Cognos Performance Management System



# IBM Cognos Performance Management System



Information Management

# IBM COGNOS 8 v4 PERFORMANCE MANAGEMENT

*Informed Engaged Aligned*

**COGNOS 8 BI**  
SIMPLE. COMPLETE. PROVEN.

# ENTERPRISE-WIDE COGNOS PLATFORM REPORTING

# Agenda – Live IBM Cognos 8 BI System Build

- 09:15 Welcome and Introduction
- 09:35 Configuration, Architecture and Security
- 09:55 Metadata and Data Modelling

10:35 Ad Hoc Query

10:50 *Break*

11:10 Analysis

11:25 Express Authoring

11:50 Sophisticated Report Authoring

12:45 Wrap Up with Q&A

13:00 *Lunch and Interactive 1:1 Demonstrations*

13:45 **Optional Sessions:**

*Access Modes,  
Administration or  
TM1*

14:40 *Scorecarding,  
Business Viewpoint or  
Infosphere*

15:30 **Close**

Information Management





# Configuration, Architecture and Security

Matthew Robinson



**When defining an architecture,  
start with a clean sheet...**

**... define your goals ...  
(Enterprise BI deployments)**

**... Invest in ...  
the best leverage of modern IT  
technologies, open standards,  
and design principles.**

**PRESENTATION TIER:**

**Zero Footprint Browsers**

- Information 'bus': services plug into ubiquitous network (Internet)
- Open Web standards (HTTP, XML, SOAP, WSDL, Mash-up Services...)
- Leverage in-place application servers, technology & expertise

- Cognos Connection
- Query Studio
- Analysis Studio
- Event Studio
- Report Studio
- Metric Studio
- Search Service



Go! Office



Go! Mobile (Blackberry, PocketPC, Symbian)



ROUTER (optional)



**WEB SERVER(S):**  
 Web Gateways (ISAPI, NSAPI, CGI)  
 Web Services APIs  
 Industry Standard Portals

**Window Client/Add-ins**  
 Disconnected OLAP Client  
 Planning & Analysis Excel Clients



A

FIREWALL/ROUTER/ENCRYPTION

Cognos BI Bus – SOAP, XML

- Self-registering, self-starting services – add/configure as required
- Built-in intelligent load balancing
- Redundancy & failover protection

**WINDOWS**  
 IBM System Z  
 UNIX  
 LINUX

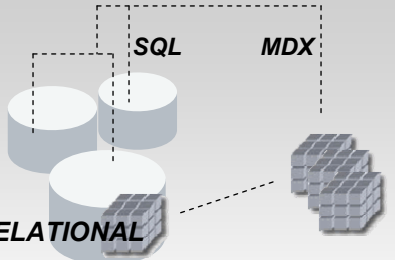
**COGNOS 8 BI DISPATCHER(S)**

SEARCH SERVICE	QUERY SERVICE	JOB & SCHEDULING SERVICE	PRESENTATION SERVICE	CONTENT MANAGER SERVICE	METRICS SERVICE	EVENT SERVICE	MONITORING SERVICE	AUDIT SERVICE
----------------	---------------	--------------------------	----------------------	-------------------------	-----------------	---------------	--------------------	---------------

- Peer-to-peer, loosely coupled services across ALL BI
- Single Query Engine
- Horizontal and vertical scalability
- High reliability
- Separation of presentation from data for optimal flexibility

- Platform independence – leverage in-place infrastructure
- Complete flexibility, adaptability
- Support for heterogeneous environments

**DATA TIER**



**RELATIONAL**  
 • IBM DB2 UDB, Oracle, Microsoft SQL Server, Sybase, other...  
 • Dimensionally Aware Relational

**MODERN**  
 • XML, WSDL, LDAP, JDBC...

- OLAP**
- Enterprise Planning Real-Time Plans
  - PowerCubes: High Performance Dimensional Cache
  - Industry Standard OLAP Providers: Microsoft, IBM, SAP, ESSBASE



**SECURITY PROVIDERS**  
 LDAP, Active Directory, NTLM, Netegrity, SAPBW, Cognos Namespace, Custom Providers



**CONTENT STORE**  
 DB2, ORACLE, SQL Server, Sybase, Derby



**AUDIT**  
 RDBMS, UNIX Sys Logs, NT Event Log

# Agenda – Live IBM Cognos 8 BI System Build

**09:15** Welcome and Introduction  
**09:35** Configuration, Architecture and Security

**09:55** Metadata and Data Modelling

**10:35** Ad Hoc Query

**10:50** *Break*

**11:10** Analysis

**11:25** Express Authoring

**11:50** Sophisticated Report Authoring

**12:45** Wrap Up with Q&A

**13:00** *Lunch and Interactive 1:1 Demonstrations*

**13:45** **Optional Sessions:**  
*Access Modes,  
Administration or  
TM1*

**14:40** *Scorecarding,  
Business Viewpoint or  
Infosphere*

**15:30** **Close**

Information Management






# Metadata and Data Modelling

Ian Grange

# It is Unwise to Build on Weak Foundations



## The Foundation for Business Intelligence is the Data Source and Metadata Model.

- **Often, we cannot alter the data source.**
- **This is why Cognos 8 was designed for**
  - Flexibility
  - Manageability
  - Usability

**PRESENTATION TIER:**

**Zero Footprint Browsers**

- Cognos Connection
- Query Studio
- Analysis Studio
- Event Studio
- Report Studio
- Metric Studio
- Go! Search Service



**Go! Office**



**Go! Mobile**  
(Blackberry, PocketPC, Symbian)



**ROUTER (optional)**



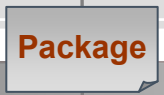
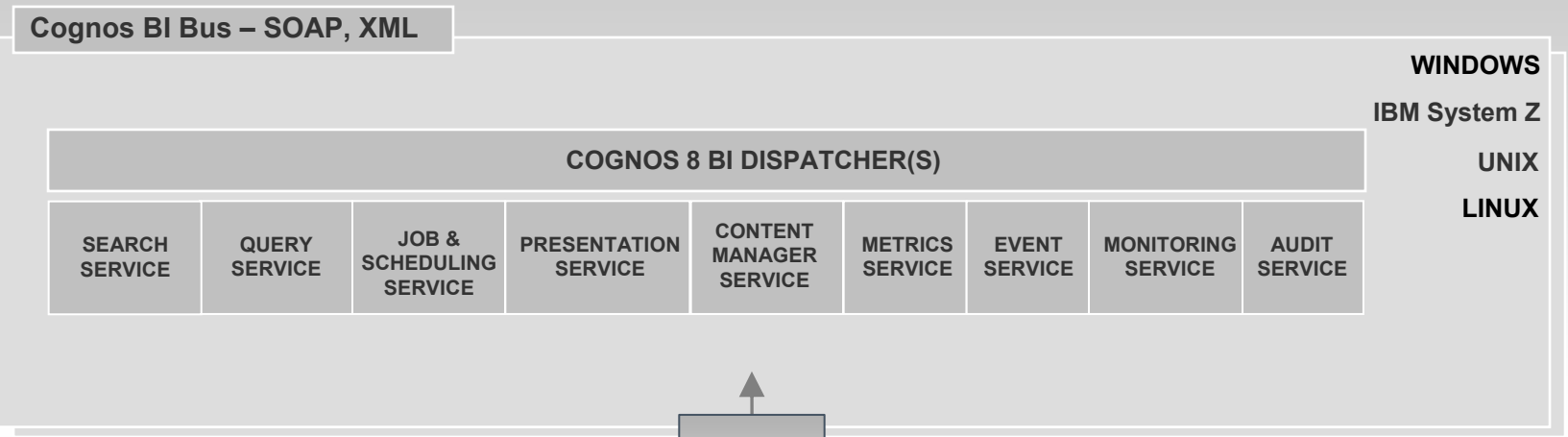
**WEB SERVER(S):**  
Web Gateways (ISAPI, NSAPI, CGI)  
Web Services APIs  
Industry Standard Portals

**Window Client/Add-ins**  
Disconnected OLAP Client  
Planning & Analysis Excel Clients



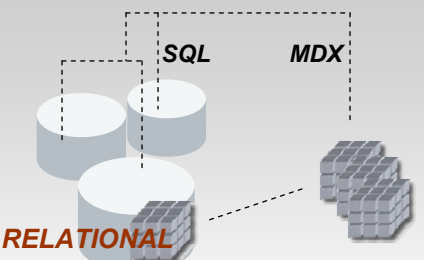
**APPLICATION TIER**

FIREWALL/ROUTER/ENCRYPTION



**DATA TIER**

FIREWALL/ROUTER/ENCRYPTION



- OLAP**
- Enterprise Planning Real-Time Plans
  - PowerCubes: High Performance Dimensional Cache
  - Industry Standard OLAP Providers: Microsoft, IBM, SAP, ESSBASE



**SECURITY PROVIDERS**  
LDAP, Active Directory, NTLM, Netegrity, SAPBW, Cognos Namespace, Custom Providers



**CONTENT STORE**  
DB2, ORACLE, SQL Server, Sybase, Derby



**AUDIT**  
RDBMS, UNIX Sys Logs, NT Event Log

# Agenda – Live IBM Cognos 8 BI System Build

**09:15**      **Welcome and Introduction**

**09:35**      **Configuration, Architecture and Security**

**09:55**      **Metadata and Data Modelling**

**10:35**      **Ad Hoc Query**

**10:50**      ***Break***

**11:10**      **Analysis**

**11:25**      **Express Authoring**

**11:50**      **Sophisticated Report Authoring**

**12:45**      **Wrap Up with Q&A**

**13:00**      ***Lunch and Interactive 1:1 Demonstrations***

**13:45**      **Optional Sessions:**

*Access Modes,  
Administration or  
TM1*

**14:40**      *Scorecarding,  
Business Viewpoint or  
Infosphere*

**15:30**      **Close**

**Information Management**







# Ad-hoc Query

Raj Sharma

# Agenda – Live IBM Cognos 8 BI System Build

**09:15** Welcome and Introduction  
**09:35** Configuration, Architecture and Security

**09:55** Metadata and Data Modelling

**10:35** Ad Hoc Query

**10:50** *Break*

**11:10** Analysis

**11:25** Express Authoring

**11:50** Sophisticated Report Authoring

**12:45** Wrap Up with Q&A

**13:00** *Lunch and Interactive 1:1 Demonstrations*

**13:45** **Optional Sessions:**

*Access Modes,  
Administration or  
TM1*

**14:40** *Scorecarding,  
Business Viewpoint or  
Infosphere*

**15:30** **Close**

Information Management



“We rely on the bird’s-eye view of business information delivered through our dashboards and scorecards to increase operational efficiencies in key areas.”

“The new interactive viewer within IBM Cognos 8 Go! Dashboard is super cool. It will give business users the ability to quickly drag and drop, re-sort and rearrange slick graphical content in compliance with existing IT policies and infrastructure. The result is a custom, manageable view of business information built on trusted BI content without the need for the IT department to spend valuable time building individual dashboard views for every imaginable business scenario.”

Coffee Break

Please return in 20 minutes.

**Mike Wiseman**  
**Data Services Manager**  
**Boyd Gaming Corporation**

“Having a complete set of proven performance management capabilities on a single platform, underpinned by IBM entity analytics and data warehouse, lets us strategically align our customer information across 16 properties.”

“We now have an ‘information agenda’ not only for our business analysts at each property, but for decision-makers and executives in the corporate office. This enterprise-wide view of customer activity has allowed us to raise the bar and consistently deliver excellent customer service. The new self-serve, business-oriented capabilities in IBM Cognos 8 v4 will help customers like us continue to provide targeted, relevant business information to key decision-makers across the organization for even stronger engagement and alignment.”

Coffee Break

Please return in 19 minutes.

**Mark Lack**  
**Manager Planning &**  
**Financial Analysis**  
**Mueller, Inc.**

“As an IT manager, IBM Cognos 8 Business Viewpoint alleviates my concerns knowing that select users can access the appropriate dimensions in accordance with our established security and administration policies,”

“We can confidently and securely enable deeper collaboration, faster analysis and adaptability for our business users on our existing, trusted performance management platform, without the need to burden previously engaged IT resources in the day-to-day changes to business views.”

Coffee Break

Please return in 18 minutes.

**Susan Dean**  
**Director**  
**Business Intelligence**  
**MedAssets.**

“With IBM Cognos 8 Business Viewpoint, it is easy to see how our product managers could modify business dimensions by altering their view of product lines and reviewing how their changes affect the other parts of the business.”

“Without disrupting the underlying data or troubling IT, our business users could nominate how product lines can be remixed through a simple drag and drop process and then create a workflow to ensure that the right business owner is alerted to the proposed changes and has a chance to approve the recommendations.”

Coffee Break

Please return in 17 minutes.

Paul Epp  
Cognos App. Manager  
Graymont

**“The new features in Cognos Planning that really impressed us were the brand new web client. There’s a bunch of new features in there that I think are really going to be helpful for our end users, and also helpful for us in designing solutions.”**

**Coffee Break**

**Please return in 16 minutes.**

**Paul Epp  
Cognos App. Manager  
Graymont**

“The fact that TM1 can now be a data source for Cognos 8 is just phenomenal. Now we have seen the capabilities and the integration between TM1 and Cognos 8, we’re going to be able to deliver much more formatted and scheduled reporting than we could in the past; both delivering more value to our TM1 users, and delivering their insight to more people across our business.”

Coffee Break

**Please return in 15 minutes.**

**John Gowers**  
**IT Director**  
**Blue Mountain Resorts**



**“Coupling the unbeatable performance and quick development time of TM1 with the friendly and intuitive user interfaces and the broad range of capabilities of IBM Cognos 8 BI gives us a brilliant solution for strategic information management.”**

**“Having a pervasive system that connects our business users to process and strategy so they can get the information they need to understand, oversee and drive the business is invaluable.”**

**Coffee Break**

**Please return in 14 minutes.**

**John Gowers  
IT Director  
Blue Mountain Resorts**

**“This product takes away a lot of the concern and a lot of the worry, and it places a great foundation of reporting. It allows you to see within an ERP system very quickly and identify what’s happening with the data.”**

**Coffee Break**

**Please return in 13 minutes.**

**Ed Leduke  
BI Manager  
Ferraz Shawmut**

**“IBM Cognos 8 Financial Performance Analytics lets users easily monitor metrics and quickly identify performance discrepancies in the spirit of driving greater organizational efficiencies and productivity. I was particularly impressed with how simple it was to adapt reports and metrics as business factors changed. In the past, this style of quick, in-depth reporting would have required a lot of coding and ETL expertise. With IBM Cognos, it's all GUI - just drag and drop. It's incredibly simple,”**

**Coffee Break**

**Please return in 12 minutes.**

**Ed Leduke  
BI Manager  
Ferraz Shawmut**

The new interactive viewer within IBM Cognos 8 Go! Dashboard will give our business users the ability to quickly drag and drop, re-sort and rearrange slick graphical content in compliance with our existing IT policies and infrastructure. The result is a custom, manageable view of business information built on trusted BI content without the need for our IT department to spend valuable time building individual dashboard views for each and every business scenario.”

Coffee Break

Please return in 11 minutes.

**Craig Sindorf**  
**Dr. Pepper Snapple Group**

**“We were impressed by the ease of deployment and flexibility of IBM Cognos 8 Financial Performance Analytics. This presents an opportunity to accelerate and align decision making within our organization using a robust financial reporting and analysis solution”**

**Coffee Break**

**Please return in 11 minutes.**

**Ed Leduke  
BI Manager  
Ferraz Shawmut**

“We rely on the bird’s-eye view of business information delivered through our dashboards and scorecards to increase operational efficiencies in key areas.”

“The new interactive viewer within IBM Cognos 8 Go! Dashboard is super cool. It will give business users the ability to quickly drag and drop, re-sort and rearrange slick graphical content in compliance with existing IT policies and infrastructure. The result is a custom, manageable view of business information built on trusted BI content without the need for the IT department to spend valuable time building individual dashboard views for every imaginable business scenario.”

Coffee Break

Please return in 10 minutes.

**Mike Wiseman**  
**Data Services Manager**  
**Boyd Gaming Corporation**

“Having a complete set of proven performance management capabilities on a single platform, underpinned by IBM entity analytics and data warehouse, lets us strategically align our customer information across 16 properties.”

“We now have an ‘information agenda’ not only for our business analysts at each property, but for decision-makers and executives in the corporate office. This enterprise-wide view of customer activity has allowed us to raise the bar and consistently deliver excellent customer service. The new self-serve, business-oriented capabilities in IBM Cognos 8 v4 will help customers like us continue to provide targeted, relevant business information to key decision-makers across the organization for even stronger engagement and alignment.”

Coffee Break

Please return in 9 minutes.

**Mark Lack**  
**Manager Planning &**  
**Financial Analysis**  
**Mueller, Inc.**

**“As an IT manager, IBM Cognos 8 Business Viewpoint alleviates my concerns knowing that select users can access the appropriate dimensions in accordance with our established security and administration policies,”**

**“We can confidently and securely enable deeper collaboration, faster analysis and adaptability for our business users on our existing, trusted performance management platform, without the need to burden previously engaged IT resources in the day-to-day changes to business views.”**

**Coffee Break**

**Please return in 8 minutes.**

**Susan Dean  
Director  
Business Intelligence  
MedAssets.**



“With IBM Cognos 8 Business Viewpoint, it is easy to see how our product managers could modify business dimensions by altering their view of product lines and reviewing how their changes affect the other parts of the business.”

“Without disrupting the underlying data or troubling IT, our business users could nominate how product lines can be remixed through a simple drag and drop process and then create a workflow to ensure that the right business owner is alerted to the proposed changes and has a chance to approve the recommendations.”

Coffee Break

Please return in 7 minutes.

Paul Epp  
Cognos App. Manager  
Graymont

**“The new features in Cognos Planning that really impressed us were the brand new web client. There’s a bunch of new features in there that I think are really going to be helpful for our end users, and also helpful for us in designing solutions.”**

**Coffee Break**

**Please return in 6 minutes.**

**Paul Epp  
Cognos App. Manager  
Graymont**

“The fact that TM1 can now be a data source for Cognos 8 is just phenomenal. Now we have seen the capabilities and the integration between TM1 and Cognos 8, we’re going to be able to deliver much more formatted and scheduled reporting than we could in the past; both delivering more value to our TM1 users, and delivering their insight to more people across our business.”

Coffee Break

**Please return in 5 minutes.**

**John Gowers**  
IT Director  
Blue Mountain Resorts

**“Coupling the unbeatable performance and quick development time of TM1 with the friendly and intuitive user interfaces and the broad range of capabilities of IBM Cognos 8 BI gives us a brilliant solution for strategic information management.”**

**“Having a pervasive system that connects our business users to process and strategy so they can get the information they need to understand, oversee and drive the business is invaluable.”**

**Coffee Break**

**Please return in 4 minutes.**

**John Gowers  
IT Director  
Blue Mountain Resorts**

**“This product takes away a lot of the concern and a lot of the worry, and it places a great foundation of reporting. It allows you to see within an ERP system very quickly and identify what’s happening with the data.”**

**Coffee Break**

**Please return in 3 minutes.**

**Ed Leduke  
BI Manager  
Ferraz Shawmut**

**“IBM Cognos 8 Financial Performance Analytics lets users easily monitor metrics and quickly identify performance discrepancies in the spirit of driving greater organizational efficiencies and productivity. I was particularly impressed with how simple it was to adapt reports and metrics as business factors changed. In the past, this style of quick, in-depth reporting would have required a lot of coding and ETL expertise. With IBM Cognos, it's all GUI - just drag and drop. It's incredibly simple,”**

**Coffee Break**

**Please return in 2 minutes.**

**Ed Leduke  
BI Manager  
Ferraz Shawmut**

The new interactive viewer within IBM Cognos 8 Go! Dashboard will give our business users the ability to quickly drag and drop, re-sort and rearrange slick graphical content in compliance with our existing IT policies and infrastructure. The result is a custom, manageable view of business information built on trusted BI content without the need for our IT department to spend valuable time building individual dashboard views for each and every business scenario.”

Coffee Break

Please return in 1 minutes.

**Craig Sindorf**  
**Dr. Pepper Snapple Group**



# Analysis

Matthew Robinson



# Agenda – Live IBM Cognos 8 BI System Build

**09:15** Welcome and Introduction  
**09:35** Configuration, Architecture and Security

**09:55** Metadata and Data Modelling

**10:35** Ad Hoc Query

**10:50** *Break*

**11:10** Analysis

**11:25** Express Authoring

**11:50** Sophisticated Report Authoring

**12:45** Wrap Up with Q&A

**13:00** *Lunch and Interactive 1:1 Demonstrations*

**13:45** **Optional Sessions:**

*Access Modes,  
Administration or  
TM1*

**14:40** *Scorecarding,  
Business Viewpoint or  
Infosphere*

**15:30** **Close**

Information Management





# Express Authoring

Ian Grange

# Agenda – Live IBM Cognos 8 BI System Build

- 09:15 Welcome and Introduction
- 09:35 Configuration, Architecture and Security
- 09:55 Metadata and Data Modelling
- 10:35 Ad Hoc Query

**10:50** *Break*

- 11:10 Analysis
- 11:25 Express Authoring
- 11:50 Sophisticated Report Authoring
- 12:45 Wrap Up with Q&A

**13:00** *Lunch and Interactive 1:1 Demonstrations*

- 13:45 **Optional Sessions:**
  - Access Modes,*
  - Administration or*
  - TM1*
- 14:40 *Scorecarding,*
  - Business Viewpoint or*
  - Infosphere*

15:30 **Close**

Information Management





# Sophisticated Report Authoring

Sasha Maybury

# Agenda – Live IBM Cognos 8 BI System Build

**09:15** Welcome and Introduction

**09:35** Configuration, Architecture and Security

**09:55** Metadata and Data Modelling

**10:35** Ad Hoc Query

**10:50** *Break*

**11:10** Analysis

**11:25** Express Authoring

**11:50** Sophisticated Report Authoring

**12:45** Wrap Up with Q&A

**13:00** *Lunch and Interactive 1:1 Demonstrations*

**13:45** **Optional Sessions:**

*Access Modes,  
Administration or  
TM1*

**14:40** *Scorecarding,  
Business Viewpoint or  
Infosphere*

**15:30** **Close**

Information Management



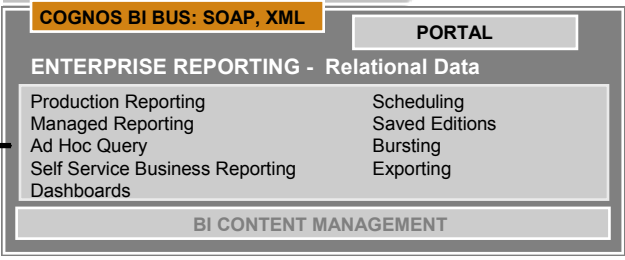
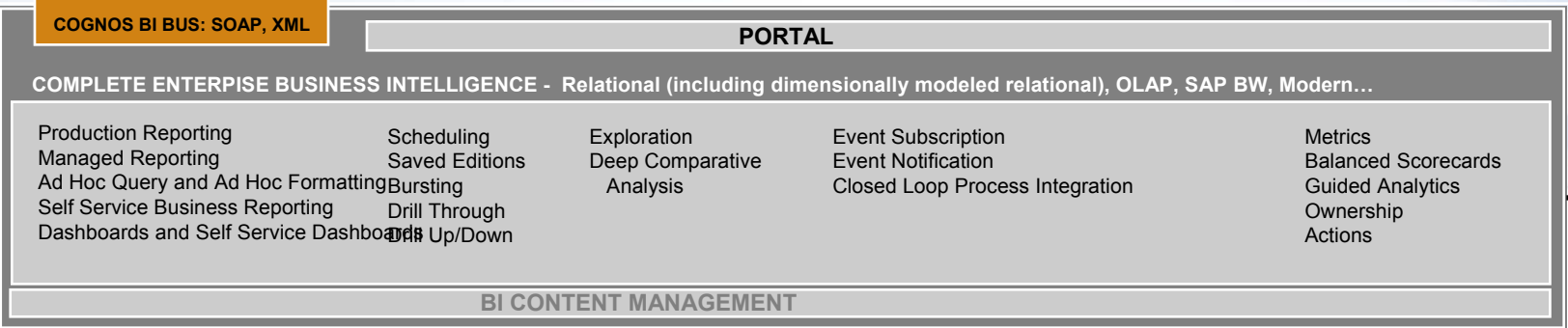


# Wrap Up with Q&A

David Ruskin

# IBM Cognos 8 BI Architecture Expands on Market Proven ReportNet Success

## Cognos 8 BI NEW STANDARD FOR ENTERPRISE BUSINESS INTELLIGENCE




**IBM Innovation Centre, Waltham, MA**  
**160,000 User Test confirming predictable scalability and performance – “Testing the Typical BI Day”.**

## ReportNet 1.0 NEW STANDARD FOR ENTERPRISE REPORTING

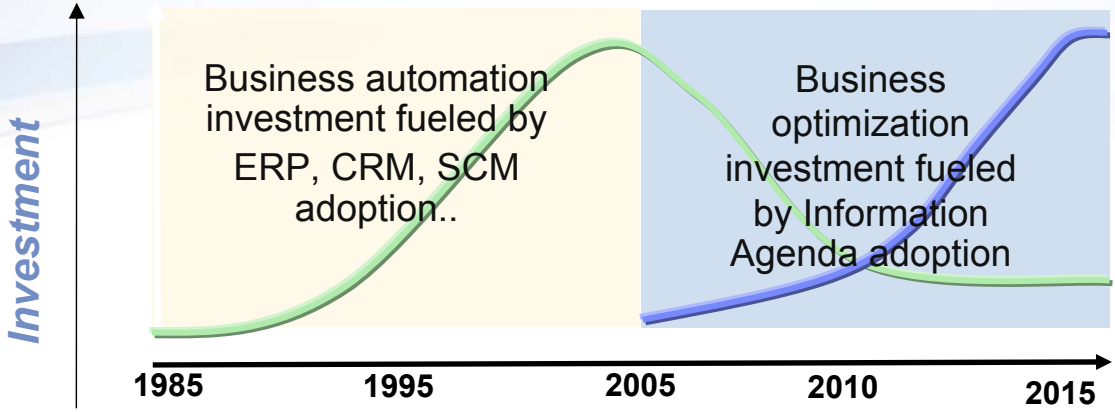
**IBM San Mateo Labs – Automatic Grid Strategy 5 Support**

**Information Management**



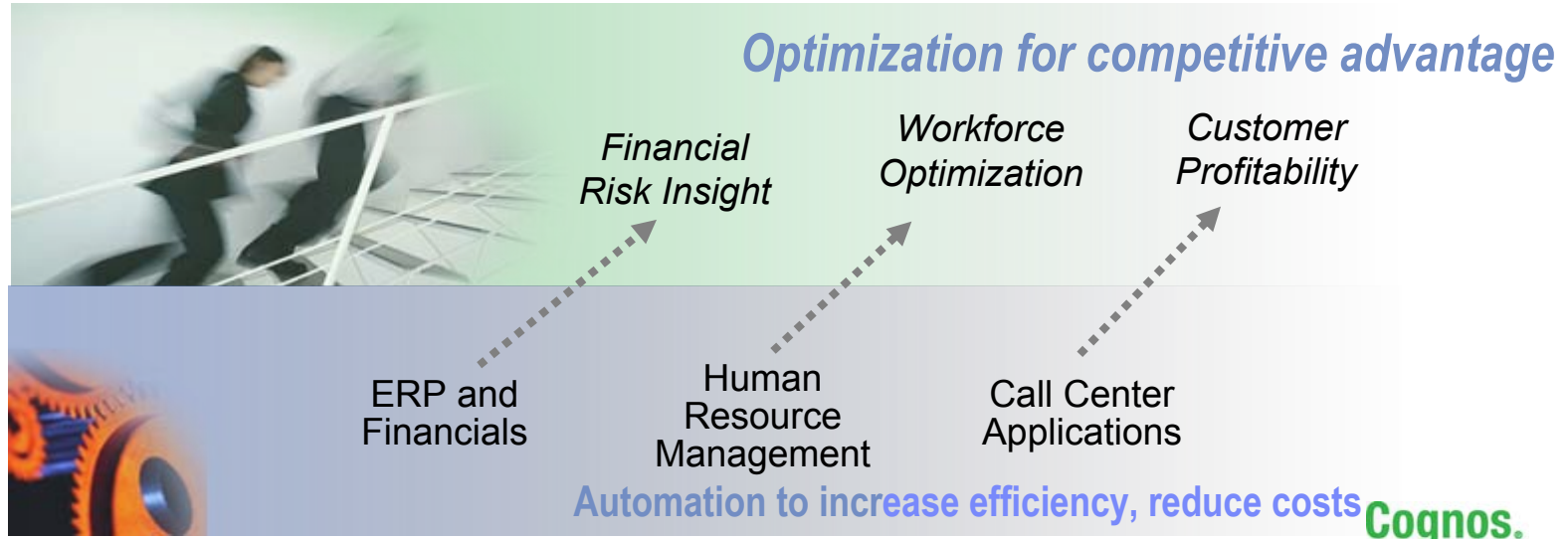
# Increasing Focus on Business Analytics & Optimization

*Shift from Application Agenda to Information Agenda*



*Information Agenda*

*Application Agenda*



**Information Management**

**Cognos.**  
software



# IBM's Platform for Business Analytics and Optimization

**Smarter  
Business Outcomes**

Financial Risk Insight      Workforce Optimization      Dynamic Supply Chain

Customer & Product Profitability      **Business Optimization**      Multi-channel Marketing



**Cognos.**  
software



**End-to-end  
Capabilities**



**InfoSphere™**  
software



**Informix.**  
software

**DB2.**  
software

**FileNet.**  
software

**Cognos.**  
software

# IBM (Cognos) Positioned in Leaders Quadrant of the Magic Quadrant for Business Intelligence Platforms 2010




**Source: "Magic Quadrant for Business Intelligence Platforms, 2010"**  
**Rita L. Sallam, Bill Hostmann, James Richardson, Andreas Bitterer, 29 January 2010**

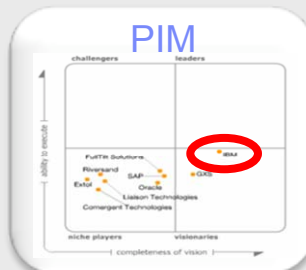
This Magic Quadrant graphic was published by Gartner, Inc. as part of a larger research note and should be evaluated in the context of the entire report. The Gartner report is available upon request from IBM. The Magic Quadrant is copyrighted January 2009 by Gartner, Inc. and is reused with permission, which permission should not be deemed to be an endorsement of any company or product depicted in the quadrant. The Magic Quadrant is Gartner, Inc.'s opinion and is an analytical representation of a marketplace at and for a specific time period. It measures vendors against Gartner defined criteria for a marketplace. The positioning of vendors within a Magic Quadrant is based on the complex interplay of many factors. Gartner does not advise enterprises to select only those firms in the "Leaders" quadrant. In some situations, firms in the Visionary, Challenger, or Niche Player quadrants may be the right matches for an enterprise's requirements. Well-informed vendor selection decisions should rely on more than a Magic Quadrant. Gartner research is intended to be one of many information sources including other published information and direct analyst interaction. Gartner, Inc. expressly disclaims all warranties, express or implied, of fitness of this research for a particular purpose. **This Magic Quadrant graphic was published by Gartner, Inc. as part of a larger research note and should be evaluated in the context of the entire report. The Gartner report is available upon request from IBM.**

# Analysts affirm IBM's leadership in all relevant domains

Ability to Execute



"Since 2006, IBM has deliberately and doggedly constructed an unparalleled portfolio of software... it's difficult to see how any competitors will be able to [compete] anytime soon..."  
 – Ovum Report, Aug. 2008



+



Completeness of Vision

# IBM Cognos 8 BI Customer Quotations

- Navman “**Our business managers were calling out for reports to help them manage and keep the business on track to meet the company targets, IBM Cognos 8 BI fitted the bill perfectly. The IBM Cognos technology has given us the ability to extract data from multiple Oracle ERP implementations and other systems, and present it in a way that is relevant to our staff. Our aim is to have a single version of the truth across Europe, so that the whole team is making decisions based on timely and accurate data.**”

Mike West, VP Operations, Navman/Mio

- British Columbia Lottery Corporation: “**We’ve partnered with a leader in the industry and it has really paid off for us. Bottom line --Cognos 8 BI and the services from Cognos Consulting, Training, and Support have enabled us to provide strong business value and decision support and ensure that we have an integrated, trusted, and reliable environment.**”

David Klotz, Manager, Enterprise Information Management.

# New Software Services, Support, & Education

**Curriculum**  
.....

**e-Learning**  
.....

**Training Paths**  
.....

**IBM Integration**  
*Migration to IBM  
course search and  
registration system*



**Guardian Services**  
*Work packages*  
.....

**Migration & Upgrade Services**  
.....

**Off-shore & BICC Services**  
.....

**CSIM Roadmaps**  
.....

**IBM Integration**  
*Partnership with GBS*

## IBM Integration migration IBM Web Support, IBM Support Plans

**Customer Resource Center**  
*with new Migration Paths*

**Online Support**  
*with C8 v4 Proven Practices*

**Product Continuation**  
*C8 v4 available to all customers with maintenance*

# The Performance Management Journey Start Anywhere and Get Value at Each Step

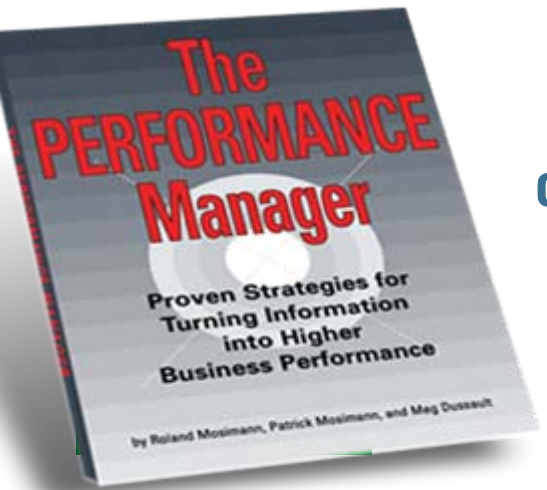


*Departmental BI Applications*

*Enterprise BI Capabilities Independent Planning*

*Coordinated Decision Making*

# Performance Management Framework for Coordinated Decision Making



<p><b>13:45 – 14:30</b></p>	<p>Extended Access Modes  <b>Audience: BI End-users and Administrators</b></p>	<p>TM1  <b>Audience: End-users / Data Modellers</b></p>	<p>Administration Facilities for the Cognos 8 Platform  <b>Audience: BI Administrators</b></p>
<p><b>14:40 – 15:30</b></p>	<p>Scorecarding  <b>Audience: Performance Management Team</b></p>	<p>Business ViewPoint:  <b>Audience: Data Administrators / End-users</b></p>	<p>InfoSphere:  <b>Audience: IT</b></p>



# Q&A



# Lunch and Interactive 1:1 Demonstrations Optional Sessions:

- Access Modes
- TM1
- Administration
  
- Scorecarding
- Business Viewpoint

# Thank YOU

© Copyright IBM Corporation 2008 All rights reserved. The information contained in these materials is provided for informational purposes only, and is provided AS IS without warranty of any kind, express or implied. IBM shall not be responsible for any damages arising out of the use of, or otherwise related to, these materials. Nothing contained in these materials is intended to, nor shall have the effect of, creating any warranties or representations from IBM or its suppliers or licensors, or altering the terms and conditions of the applicable license agreement governing the use of IBM software. References in these materials to IBM products, programs, or services do not imply that they will be available in all countries in which IBM operates. Product release dates and/or capabilities referenced in these materials may change at any time at IBM's sole discretion based on market opportunities or other factors, and are not intended to be a commitment to future product or feature availability in any way. IBM, the IBM logo, Cognos, the Cognos logo, and other IBM products and services are trademarks of the International Business Machines Corporation, in the United States, other countries or both. Other company, product, or service names may be trademarks or service marks of others.