


BOOK # 2



Introducing Order Processing & Accounting Applications



General Information

IBM System/36 Manufacturing Accounting and Production Information Control System Version 2.



Information Programming Services

Introducing Order Processing and Accounting Applications

**IBM System/36
Manufacturing Accounting and Production
Information Control System
Version 2 (MAPICS II)**

General Information Manual

Program Numbers:

5727-M74 Accounts Receivable
5727-M75 Inventory Management
5727-M78 Sales Analysis
5727-M79 Order Entry and Invoicing
5727-M7K Purchasing
5727-M7P Location/Lot Management

File Number:

S36-72



**Information Programming Services
GH30-9005-2**

Third Edition (March 1985)

This edition applies to all applications of the IBM System/36 Manufacturing Accounting and Production Information Control System Version 2 (MAPICS II). Changes are made periodically to the information herein; any such changes will be reported in subsequent revisions. Please review this manual in its entirety.

This document contains examples of data and reports used in daily business operations. To illustrate them as completely as possible, the examples contain the names of individuals, companies, brands, and products. All of these names are fictitious and any similarity to the names and addresses used by an actual business enterprise is entirely coincidental.

References in this publication to IBM products, programs, or services do not imply that IBM intends to make these available in all countries in which IBM operates. Any reference to an IBM program product in this publication is not intended to state or imply that only IBM's program product may be used. Any functionally equivalent program may be used instead.

Publications are not stocked at the address given below. Requests for IBM publications should be made to your local IBM representative or to the IBM branch office serving your locality.

Comments concerning the contents of this publication may be addressed to IBM Corporation, Department A3M, P. O. Box 28331, Atlanta, Georgia 30358-0331. IBM may use or distribute whatever information you supply in any way it believes appropriate without incurring any obligation to you.

To the reader

This publication discusses the order processing and accounting applications of the Manufacturing Accounting and Production Information Control System Version 2 (MAPICS II). Throughout this publication, all references to MAPICS apply to MAPICS II. MAPICS consists of 19 interrelated applications designed for the manufacturing and related process industries. Those applications are:

- Accounts Payable
- Accounts Receivable
- Capacity Requirements Planning
- Cross Application Support
- Data Collection System Support
- Financial Analysis
- Forecasting
- General Ledger
- Inventory Management
- Inventory Management for Process
- Location/Lot Management
- Master Production Schedule Planning
- Material Requirements Planning
- Order Entry and Invoicing
- Payroll
- Product Data Management
- Production Control and Costing
- Purchasing
- Sales Analysis

Six applications—Order Entry and Invoicing, Inventory Management, Location/Lot Management, Accounts Receivable, Sales Analysis, and Purchasing—are discussed in this publication. For information on the other applications in MAPICS, see the following publications:

- ***Introducing Financial Applications*** (GH30-9004) for the General Ledger, Accounts Payable, Payroll, Data Collection System Support, and Financial Analysis applications
- ***Introducing Advanced Manufacturing Applications*** (GH30-9006) for the Inventory Management, Product Data Management, Master Production Schedule Planning, Material Requirements Planning, Production Control and Costing, Capacity Requirements Planning, Data Collection System Support, Purchasing, Forecasting, and Location/Lot Management applications
- ***Introducing Process Applications*** (GH30-9008) for the Inventory Management for Process, Product Data Management, Master Production Schedule Planning, Material Requirements Planning, Production Control and Costing, Capacity Requirements Planning, Purchasing, and Forecasting applications.

How this book is organized

This book is divided into three sections. In the first section, which contains general information about the System/36 and six applications, you will find a brief overview of what the applications are and what they can do for you. The second section of the book contains more detailed information about the applications. The third section contains miscellaneous detailed information and a glossary of terms used with System/36 MAPICS application programs.

Contents

| | |
|---|-------------|
| Section 1. Overview | 1-1 |
| IBM System/36 applications can help you find solutions | 1-1 |
| System/36 components | 1-3 |
| System/36 program products and applications | 1-5 |
| The work station approach | 1-6 |
| Data input at the source | 1-6 |
| Up-to-the-minute information in the files | 1-6 |
| Inquiry into the data system | 1-6 |
| Processing methods | 1-6 |
| Interactive processing | 1-7 |
| Batch processing | 1-7 |
| Multiprogramming | 1-7 |
| Spooling | 1-8 |
| Built-in control features | 1-13 |
| General controls | 1-13 |
| Accounting controls and audit trails | 1-13 |
| System security | 1-13 |
| Save and restore procedures | 1-14 |
| Order Entry and Invoicing (OE&I) | 1-15 |
| Features | 1-16 |
| Major reports | 1-17 |
| Inquiries | 1-17 |
| Inventory Management (IM) | 1-18 |
| Features | 1-19 |
| Major reports | 1-20 |
| Inquiries | 1-20 |
| Location/Lot Management (L/LM) | 1-21 |
| Features | 1-23 |
| Major reports | 1-24 |
| Inquiries | 1-26 |
| Accounts Receivable (AR) | 1-30 |
| Features | 1-31 |
| Major reports | 1-32 |
| Inquiry | 1-32 |
| Sales Analysis (SA) | 1-33 |
| Features | 1-33 |
| Major reports | 1-34 |
| Inquiries | 1-34 |
| Purchasing (PUR) | 1-35 |
| Features | 1-37 |
| Major reports | 1-37 |
| Inquiries | 1-37 |
| Section 2. Detailed information | 2-1 |
| Order Entry and Invoicing | 2-1 |
| Information flow | 2-1 |
| Application functions | 2-3 |
| Backorder quantity calculated | 2-3 |
| Flexible pricing structure | 2-4 |
| Cash and COD sales tracking | 2-6 |
| Cost and profit information calculated | 2-6 |
| Credit limit checking | 2-6 |
| Credit memo processing | 2-6 |
| Printing options | 2-7 |
| End of period reporting | 2-7 |
| Order comments | 2-7 |
| Standard options for end items | 2-8 |
| Blanket order support | 2-8 |
| Offline diskette entry | 2-9 |
| Operations | 2-10 |
| Entering orders | 2-11 |

| | |
|--|------|
| Optional order data screens | 2-13 |
| Searching item and customer files | 2-16 |
| Retrieving and entering standard comments | 2-17 |
| Updating master files | 2-18 |
| Acknowledging orders | 2-19 |
| Printing picking lists | 2-20 |
| Printing bills of lading | 2-21 |
| Printing customer order shortage report | 2-21 |
| Invoicing cycle | 2-21 |
| Printing invoice register | 2-23 |
| Printing inventory transaction register | 2-24 |
| Printing open order status reports | 2-24 |
| Printing the item price list | 2-25 |
| Printing taxing body reports | 2-25 |
| Printing blanket order status report | 2-26 |
| Printing commission worksheet | 2-26 |
| Printing general ledger worksheet | 2-26 |
| Inquiries | 2-27 |
| Customer requirements by item | 2-27 |
| Customer status | 2-28 |
| Customer orders by item | 2-29 |
| Interfaces | 2-30 |
| Inventory Management | 2-31 |
| Information flow | 2-31 |
| Application functions | 2-33 |
| Transaction processing | 2-33 |
| Blanket order support for purchase orders | 2-34 |
| Item costing | 2-35 |
| Inventory valuation | 2-36 |
| Multiple warehouse support | 2-36 |
| Shortage checking | 2-37 |
| Physical inventory | 2-38 |
| Purchase and manufacturing order release | 2-39 |
| Offline diskette support | 2-39 |
| Operations | 2-40 |
| Entering transactions and updating the inventory files | 2-41 |
| Printing the inventory transaction register | 2-42 |
| Purchasing and manufacturing order entry/release | 2-42 |
| Printing the stock status report | 2-48 |
| Month-end closing activity | 2-49 |
| Printing key management reports | 2-49 |
| Printing the physical inventory reports | 2-51 |
| Printing LIFO/FIFO reports | 2-52 |
| Printing the ABC analysis report | 2-53 |
| Printing order status reports | 2-54 |
| Printing reorder reports | 2-55 |
| Inquiries | 2-56 |
| Item balance | 2-56 |
| Item allocation | 2-57 |
| Item balance history | 2-58 |
| Open orders | 2-58 |
| Item availability | 2-59 |
| Interfaces | 2-60 |
| Location/Lot Management | 2-61 |
| Information flow | 2-61 |
| Application functions | 2-63 |
| Multiple warehouse stock locations | 2-63 |
| Batch/lot control | 2-63 |
| Shelf life and FIFO control | 2-63 |
| Quality control tracking | 2-64 |
| Bulk store areas | 2-64 |
| Stock recording for non-inventory items | 2-64 |

| | |
|---|-------|
| Operations | 2-65 |
| The Location/Lot Management plan | 2-65 |
| Building locations | 2-67 |
| Transaction processing | 2-71 |
| Order allocation | 2-71 |
| Non-inventory transactions | 2-71 |
| Quality control transactions | 2-71 |
| Interfaces | 2-72 |
| Accounts Receivable | 2-73 |
| Information flow | 2-73 |
| Application functions | 2-75 |
| Balance-forward/open-item accounting | 2-75 |
| Accounts Receivable aging | 2-76 |
| Service charges | 2-77 |
| Credit limit checking | 2-78 |
| On-demand aged trial balance for management review | 2-78 |
| Statement printing | 2-78 |
| Multiple statements for consolidated companies | 2-78 |
| Multicompany support | 2-78 |
| Offline diskette entry | 2-79 |
| Operations | 2-80 |
| Entering cash, miscellaneous, and adjustment transactions | 2-81 |
| Entering invoice summaries | 2-84 |
| Printing transaction registers | 2-85 |
| Taking a trial balance | 2-87 |
| Purging open items and printing the paid open item proof | 2-89 |
| Month-end closing | 2-89 |
| Printing statements | 2-90 |
| Printing delinquency notices | 2-91 |
| Printing the customer account status report | 2-91 |
| Inquiry | 2-92 |
| Interfaces | 2-92 |
| Sales Analysis | 2-93 |
| Information flow | 2-93 |
| Application functions | 2-95 |
| 12-month or 13-period processing | 2-95 |
| Report selections | 2-95 |
| Receipt of data | 2-95 |
| Operations | 2-96 |
| Profit analysis by item | 2-96 |
| Sales analysis by item | 2-97 |
| Sales analysis by item class | 2-97 |
| Interim item analysis reports | 2-98 |
| Profit analysis by customer | 2-98 |
| Sales analysis by customer | 2-99 |
| Sales analysis by customer class | 2-99 |
| Interim customer sales reports | 2-100 |
| Profit analysis by salesman | 2-101 |
| Sales analysis by salesman | 2-102 |
| Inquiries | 2-103 |
| Salesman | 2-103 |
| Item | 2-103 |
| Customer | 2-104 |
| Interfaces | 2-104 |
| Purchasing | 2-105 |
| Information flow | 2-105 |
| Application functions | 2-107 |
| Requisition entry and maintenance | 2-107 |
| Purchase order inquiry | 2-107 |
| Print formats | 2-108 |
| Purchase order revision printing | 2-108 |
| Purchase order tracking | 2-108 |


| | |
|---|-------|
| Purchase order history | 2-108 |
| Extended message capability | 2-109 |
| Quotation entry and maintenance | 2-109 |
| Transaction entry and update | 2-109 |
| Prioritized dock-to-stock work lists | 2-110 |
| Lead time enhancements | 2-110 |
| Validation of vendor and freight invoices | 2-110 |
| Debit memos | 2-110 |
| Cash requirements | 2-110 |
| Assignment of vendor item numbers | 2-110 |
| Vendor analysis | 2-110 |
| Purchase order acknowledgment | 2-110 |
| Operations | 2-111 |
| Requisition entry | 2-111 |
| Purchase order entry | 2-116 |
| Receiving activities | 2-123 |
| Accounts Payable processing | 2-127 |
| Purchase order closeout | 2-129 |

| | |
|---|------|
| Section 3. Miscellaneous information | 3-1 |
| System requirements | 3-1 |
| Programming systems | 3-1 |
| Performance considerations | 3-1 |
| Main storage | 3-2 |
| Disk storage | 3-2 |
| Printer speeds | 3-2 |
| Offline diskette entry system | 3-2 |
| IBM's educational programs | 3-3 |
| For the installation manager | 3-3 |
| For work station (or display station) operators | 3-3 |
| For system operators | 3-3 |
| Application education | 3-4 |
| IBM's installation guidance | 3-4 |
| Installation considerations | 3-4 |
| Installation and conversion aids | 3-5 |
| Installation activities | 3-6 |
| Customer responsibilities | 3-7 |
| File loading and file maintenance operations | 3-9 |
| Loading and changing master files | 3-9 |
| Reviewing contents of the master files | 3-9 |
| The data base | 3-11 |
| Master files | 3-11 |
| Order Entry and Invoicing | 3-12 |
| Inventory Management | 3-13 |
| Location/Lot Management | 3-14 |
| Accounts Receivable | 3-15 |
| Sales Analysis | 3-15 |
| Purchasing | 3-16 |
| System control file | 3-18 |
| Other files | 3-18 |
| Major field sizes | 3-19 |

| | |
|----------|-----|
| Glossary | X-1 |
|----------|-----|

Figures

| | |
|---|-------|
| 2-1. Order Entry and Invoicing information flow | 2-2 |
| 2-2. Item pricing hierarchy | 2-5 |
| 2-3. Inventory Management information flow | 2-32 |
| 2-4. Location/Lot Management information flow | 2-62 |
| 2-5. The Location System | 2-66 |
| 2-6. Location flexibility | 2-67 |
| 2-7. Accounts Receivable information flow | 2-74 |
| 2-8. Sales Analysis information flow | 2-94 |
| 2-9. Purchasing information flow | 2-106 |
| 3-1. File loading and file maintenance information flow | 3-10 |



Section 1. Overview

IBM System/36 applications can help you find solutions

In your business, everything relates to the order you receive from your customer. The task of shipping the right product to the customer on an agreed-to schedule is not simple. Your customers are constantly demanding newer, better products; and internally, you must continually balance sales objectives against production capacity, sales price against costs, inventory levels against working capital. Also, everyone from your auditing firm to governmental agencies and consumer groups is telling you to keep better, more detailed records. To be successful in this business, you need answers—lots of them. Which products should we stock? Do profit margins compare to last year? How much inventory do we have now? Can we cut it? How did we miss a change in ship dates? How big is our backlog? Why do we continue to ship stock to slow-paying customers? To answer these questions and formulate long-term strategies, you need the facts. But because the data making up the facts changes rapidly, you need information fast and in a format you can use.



IBM's Manufacturing Accounting and Production Information Control System (MAPICS) can fulfill these needs. MAPICS takes a practical approach to customer order processing, beginning with order entry, acknowledgments, pricing algorithms, and backlog management, and continuing through preparation of shipping documents and invoices.



You can stop there, if you like, or you can activate the interfaces to other modules, including entry of standard features for end items, updating Inventory Management, Accounts Receivable, and Sales Analysis applications. In fact, you can use order entry data for material requirements planning and even production control. With few exceptions, you choose the applications and their sequence for installation. A modular approach such as this allows you to tailor the installation sequence to your current needs, while allowing for subsequent application growth.

There's an additional aspect to consider. The MAPICS Order Processing and Accounting series of application packages is designed specifically for a work station system, the System/36. Work stations allow you to move the power of the computer to the work, rather than vice versa. In the final evaluation, your own good judgment is critical to the successful achievement of your goals. But MAPICS can help make your job easier.



System/36 components

The System/36 is made up of components you select and put together to meet your specific needs.



The **processing unit** can have 128K, 256K, 384K, 512K, 768K, or 1024K of main storage (K means 1024 characters). Disk storage is available in the following sizes:

- 29.1 million characters
- 60.0 million characters
- 90.8 million characters
- 121.7 million characters
- 198.5 million characters
- 398.7 million characters
- 598.9 million characters
- 799.1 million characters

A **magnetic tape unit** allows you to save data from disk as permanent offline storage for archiving or backup. It can also be used to restore data to the disk for online processing.

Work stations have a 1920-character monochrome or color display, an 83-key conventional keyboard with function control keys, and a 10-key numeric pad.

The **system printer** can be either a line printer that prints up to 650 lines per minute, or a serial printer that prints 40 characters per second to 560 lines per minute.

Work station printers are serial printers that can print from 40 characters per second to 560 lines per minute.

Diskettes can be one-sided (with capacity for storing either 246,272 or 303,104 data characters) or two-sided (with capacity for storing either 985,088 or 1,212,416 data characters).

Up to 36 work stations and work station printers can be directly connected to the 5360 system unit. Up to 22 work stations and work station printers can be connected to the 5362 system unit. One work station must be within 20 feet of the processing unit and designated as the system console.

A **communications adapter** allows remote attachment of up to 64 additional work stations.

See "System requirements" in Section 3 for the minimum configuration required for the applications discussed in this book.

System/36 program products and applications

The System/36 hardware components plus IBM-supplied program products equal a total solution.



System/36 program products that include:

- The System Support Program (SSP) program product that controls and monitors the internal activities of the System/36 and allows multiple jobs to operate concurrently
- The Utilities program product used by the applications described in this book.

System/36 applications that consist of:

- Programs that allow you to select options to tailor your applications to your needs (system tailoring)
- Files of data that contain your business information
- Programs that process the data you enter and print reports
- File maintenance procedures to help you keep the data in your files current and accurate
- Inquiry procedures that let you display your current business information.

The work station approach

In a work station system, the emphasis is on accuracy of input data, availability of up-to-the-minute information, and the ability to inquire into data within the system.

When you use any of the applications described in this manual, you can use work stations to enter data, to display information, and to begin a job—three important data processing functions.

Data input at the source

With work stations, the person who uses the information can enter the data directly into the computer. Displays guide the operator through data entry for each item of information, displaying the results of processing for verification. The system edits the data for errors and displays error messages on the screen.

Errors can be corrected as they are discovered, by the people most qualified to correct them—the users themselves.

Up-to-the-minute information in the files

In a multiple work station system where the files are kept current, information is available to be displayed as needed. Information need not be manually transferred between departments, because the most current information is available in the system, where everyone can use it.

Inquiry into the data system

Inquiries can be made into the system for information such as sales or accounts receivable data. Since these inquiries need not occur from the work station where the information was originally entered, an executive who has his own work station can inquire into information stored in the System/36 without leaving the office.

Processing methods

The System/36 uses interactive processing, batch processing, or a combination of both to process your information.

Interactive processing

When the System/36 processes transactions or records as the operator enters data, it is operating in *interactive* mode. Each transaction is processed individually. The system processes the data and returns the results rapidly to the operator at the work station.

The interactive mode is used when data requires immediate processing. Examples of interactive processing are:

- Data entry and edit
- File maintenance
- Inquiries.

Batch processing

When the System/36 processes transactions or records together as a group, it is operating in *batch* mode. Batch processing is usually more efficient for data that does not require immediate processing and for printing reports.

Using the batch processing method, applications described in this manual can accept input data entered through a keyboard at a work station, data entered from diskettes prepared on an offline diskette entry system, or data collected by the IBM 5230 Data Collection System.

Examples of batch processing are:

- Updating master files with transaction data
- Printing invoices
- Printing stock status reports.

Multiprogramming

In the System/36, more than one job can run at the same time. This is called *multiprogramming*. Because of multiprogramming, the System/36 can support multiple work stations operating concurrently on different jobs.

With this feature, multiple programs share the System/36. For example, while one program waits for an input or output operation to be completed, another program can be executing instructions. As a result, the computer is used more efficiently and the total work load is completed faster than if the programs were executed one following the other.

Spooling

A facility that can increase the System/36's operating efficiency is spooling of print data. Data to be printed is stored on internal disk (spooled) and printed later. This allows you to concurrently run two or more jobs that generate printed output, because the output is stored on disk and is printed later.

Your system console operator controls spooling operations through System/36 operating commands.

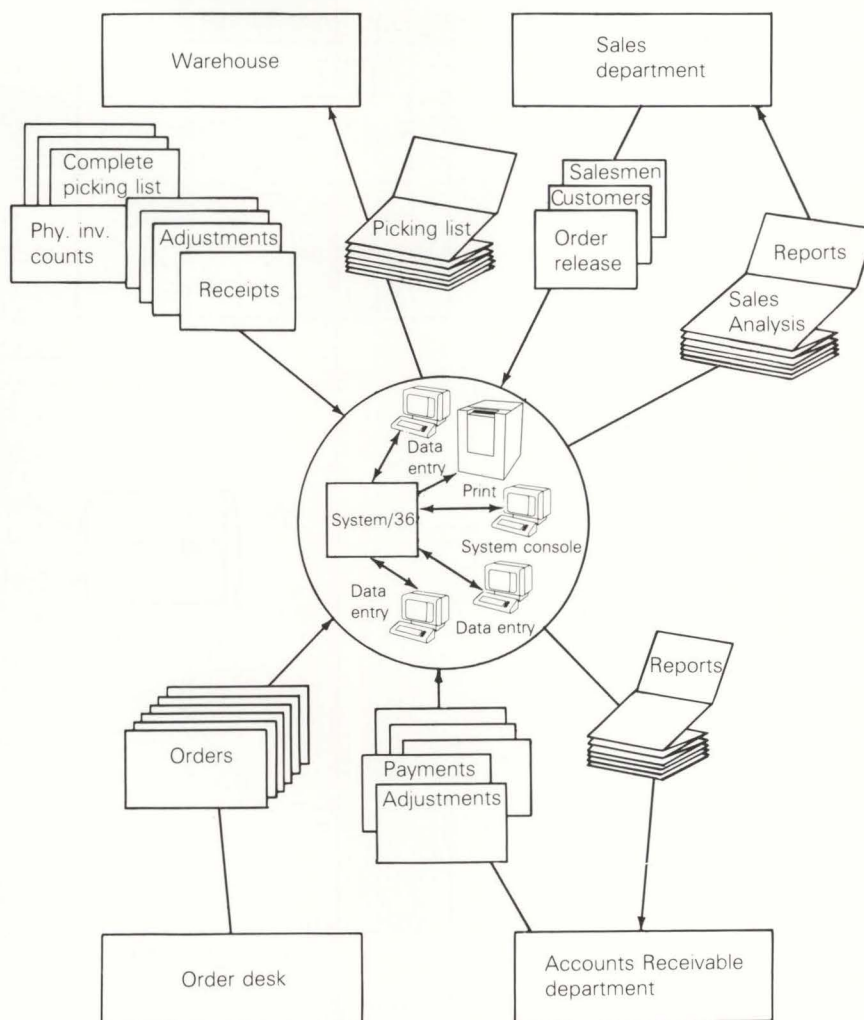
Note: For more information on any of these processing methods, see *Presenting the System/36 Family*, GC21-9016.

Centralized environment

In a centralized environment, all System/36 equipment and operators are in one location. All input to the system is submitted to the central processing area and the results are delivered back to the submitting departments.

Advantages of this type of environment are:

- Control and scheduling of data processing activities are easier.
- Only the people in the central processing area need to know how to operate the System/36 and its work stations.

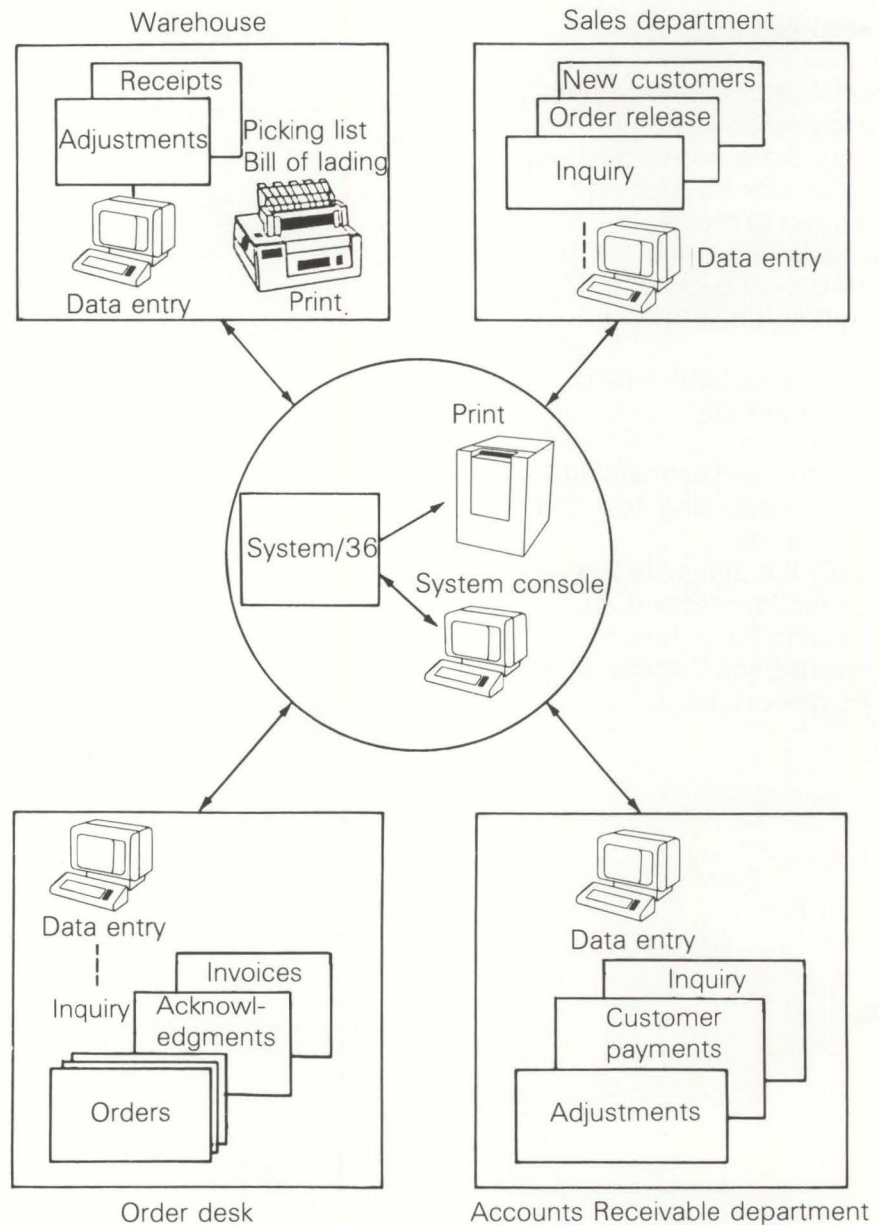


Decentralized work station environment

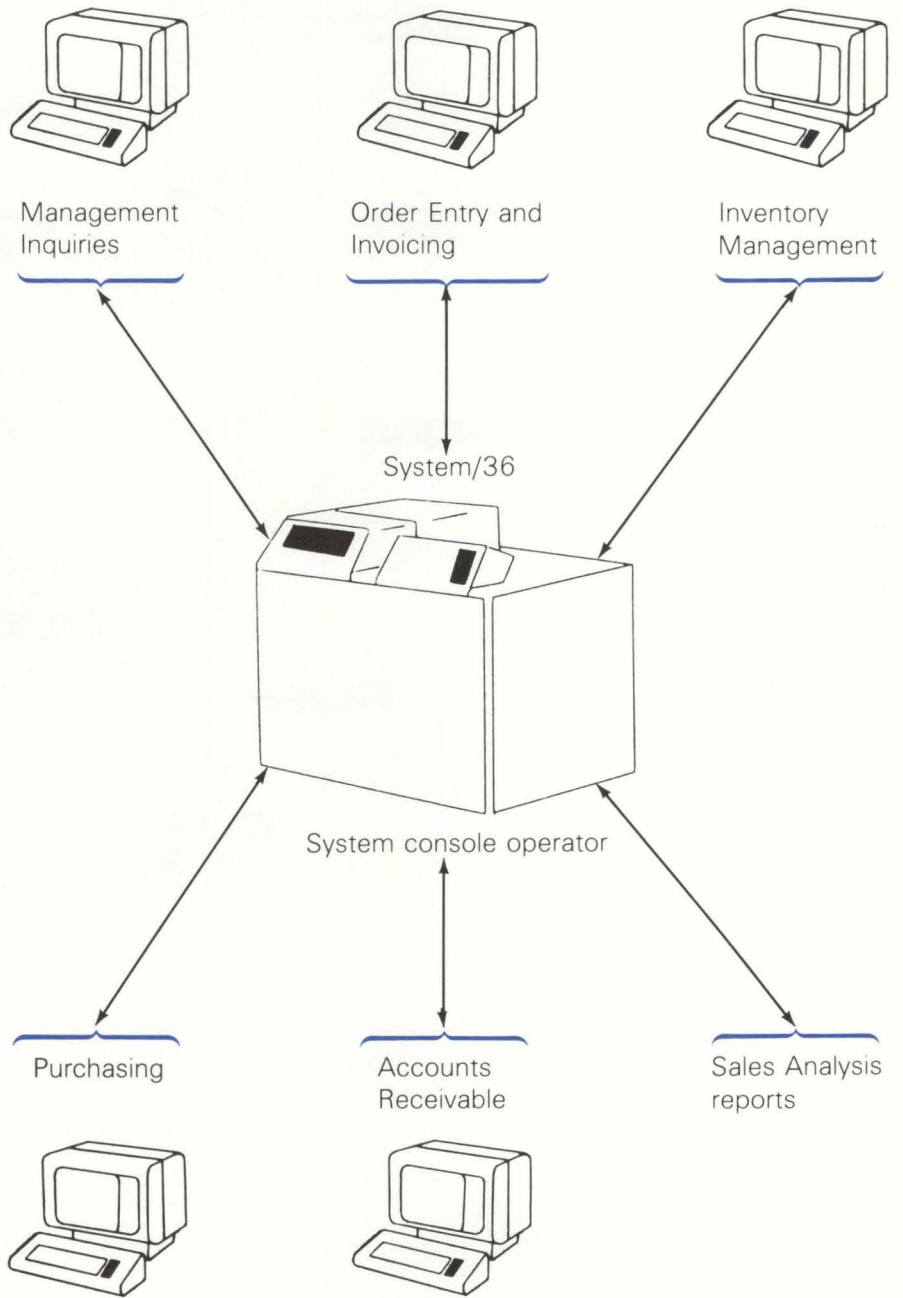
In a decentralized environment, one or more work stations and operators are located away from the main system. Local work stations can be as far away from the processing unit as 5000 feet. Also, remote work stations could communicate with the processing unit from anywhere in the world.

Advantages of this type of environment are:

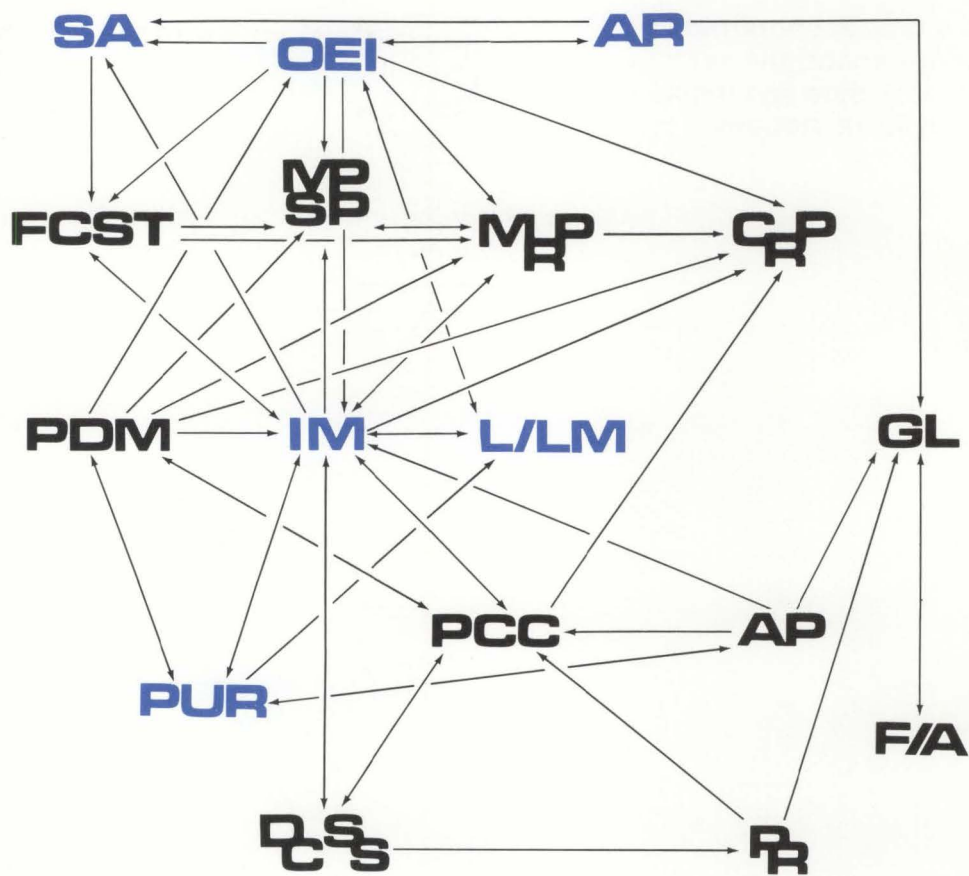
- Processing is generally faster because each department enters information into the System/36 instead of forwarding it to a centralized area.
- Errors are reduced because the people most familiar with the information enter it into the System/36.



In a typical operating environment, the system accepts data and inquiries from work stations.



The system then coordinates the flow of information from one application to another.



Built-in control features

The System/36 and its applications have many built-in features that help you control both the accuracy of the information stored in the System/36 and the access people have to it.

General controls

A program monitors the sequence of certain procedures used by the operator. This ensures that these procedures are executed in the proper order.

All transactions are edited for validity. The operator must correct errors before files can be updated.

Through a set of tailoring questions, you can specify the sizes of your master files (number of customers, number of items, and so on) and select application options (invoice format 1 or 2, printing picking list from data entry batches, and others). If a master file becomes nearly full (because you add new customers or new items), the application displays a message to notify you. You can then enlarge the master file by giving new answers to the appropriate file size questions. Further, you can change application options (change invoice formats, for example) by reanswering application questions.

Accounting controls and audit trails

The applications generate control totals for each batch of information and show them on the display. The operator can balance these totals to manually derived control totals.

As the batch of data is processed by the applications, the same control totals are derived at each step for balancing back to the original control totals. This function provides your audit trail.

System security

Because work stations increase the number of people who have access to your system, you may want to restrict access to your information. You can do this in the following ways:

- Order a keylock feature on your work stations. This feature allows you to lock a work station so that no one can use it without a key.
- Use the SSP-provided password security system, which restricts access to work stations.
- Use the password security system that is provided with the application. This system restricts access to certain procedures and functions within an application.

Save and restore procedures

To help protect your installation against accounting and system errors that can occur in even the most carefully managed operation, a set of programs and procedures is provided to assist you. These procedures, implemented at your option, include:

- Periodically saving your master files on diskettes (backup)
- Retaining all transactions on disk between saves of master files.

Should you encounter system problems, such as a power failure, a procedure analyzes the status of your system to determine whether you can safely restart any programs that were being run when the problem occurred. If restart cannot take place, the system tells the operator what steps to take.

Should you need to reprocess transactions, you can load the master files you saved on diskette and reprocess the transactions without rekeying them.

Order Entry and Invoicing (OE&I)

The order entry function is a key starting point for activity in a manufacturing organization. For make-to-order products, this function describes the item to be manufactured and when the item is required. For ship-from-inventory products, it streamlines the order processing so items can be shipped promptly. Depending on which related applications are installed, OE & I updates item balances maintained by Inventory Management, charges invoiced to customers can be used to update Accounts Receivable records, and records of sales can be used as the basis for the various Sales Analysis reports. The OE & I application greatly reduces clerical functions that would otherwise be required to process information for each of the other applications independently.

Order entry operates in an interactive mode and can accommodate multiple work station operators entering data concurrently. The work station operator can enter order information, verify it on the display, and make corrections and changes to the order before it is used for further processing. The OE & I application retrieves customer names, addresses and other predefined information; selects prices; applies discounts, markups, and taxes; calculates extensions; and prints invoices that reflect all customer charges. It also prints the invoice register that shows summary information for all invoices printed during a given period.

Order Entry and Invoicing directly associates each customer line item ordered with the appropriate item in the inventory master files, if Inventory Management is installed. This feature allows rapid access to current requirements information, such as all orders for an item, by using inquiries available in the Order Entry and Invoicing and Inventory Management applications.

Features

The Order Entry and Invoicing application offers:

- Interactive entry, edit and correction of customer orders
 - Standard order and item comments and standard special charges
 - Item availability review with options to allocate
 - Alpha lookup on customer name and item description
- Online file maintenance of master files and customer orders
- Blanket order support with up to 24 releases
- Entry time or invoice time pricing
- Multicompany support for up to 20 companies
- Credit limit checking (Accounts Receivable application required)
- Automatic creation of back orders
- Option to print an invoice immediately for a new order
- Picking list printing for open orders or immediately for a new order
- Bills of lading
- Work station printer support for picking lists, bills of lading, and invoices
- Standard options for end items (Product Data Management application required)
- Credit memo processing for returns and allowances
- Pricing structure including
 - Contract prices selected by contract and item number
 - Quantity-price break discounts
 - Operator-entered special or one-time prices
 - Pricing unit of measure conversion
 - Trade discounts based on customer
 - Discount or markup prices calculated for any item with percentages automatically selected or manually keyed as overrides.

Major reports

- **Order Acknowledgment** confirms a customer's order, giving details of items ordered.
- **Picking List** is used for picking orders, and can serve as a packing slip and shows the bill of lading packing code for each item.
- **Invoices** and **Credit Memos** show details of customer purchases or items returned.
- **Bills of Lading** show the basic customer shipping information on a preprinted form.
- **Invoice Register** is a summary listing of all invoices printed in a given period.
- **Taxing Body Reports** show in summary or detail form the taxable sales and taxes charged by taxing body.
- **Customer Order Shortage Report** shows all inventory items which have been overcommitted (Inventory Management application required).
- **Open Order Status Reports** show the backlog by customer, item or date. The same reports can be run for back orders.
- **Blanket Order Status Report** shows the current position of entered blanket orders.
- **Monthly Worksheets** show information related to commissions and general ledger reporting.

Inquiries

- All orders for a customer
- Customer status
- Detailed information for an order
- All customer orders for an item.

Inventory Management (IM)

The Inventory Management application is designed to assist in improving the control of inventory, which is a major asset of a manufacturer. The objectives of Inventory Management are to provide up-to-date information for improving your decision-making and reducing inventory, and to maintain tight operating and audit controls. These objectives will help you establish efficient allocation of inventory dollars while maintaining satisfactory customer service levels, thereby maximizing the return on inventory investment.

The Inventory Management application can be subdivided into three major areas. The first area provides the perpetual inventory functions which maintain inventory balances by processing related transactions (receipts, issues, adjustments, and so on). The second area provides management with the dollar values and analyses required for sound inventory decisions. The third area provides the ability to effectively release and track manufacturing and purchase orders (if Purchasing is not installed), allowing inventory managers to manage both on-hand and on-order positions of inventory items.

Operating personnel in the purchasing department, the stockroom, or at the receiving dock can enter receipts, issues, adjustments, and other transactions through the work station on an item-by-item basis. The system edits each transaction for validity (item number, warehouse) and, if the transaction passes all edits, the master file is updated. An inventory transaction register, printed periodically, shows the transactions processed.

Features

- Interactive entry, edit, and correction of inventory transactions, including:
 - Immediate update
 - Multiple transactions per display
 - Shortage checking for entered receipts
 - Ease-of-use capability for complex issue transactions (pick complete exceptions, for example)
- Immediate processing of transactions
- Online master file maintenance
- Exception flagging
- Cycle count and regular physical inventory
- Multiple warehouse support
- Perpetual inventory record keeping
- Item costing (average, last and standard)
- LIFO/FIFO valuations
- Order release for purchase and manufacturing orders
- Blanket order support for purchase orders
- Sets "replan" flag for use by Material Requirements Planning (if installed)
- Component backflushing upon production receipt
- Calculated average lead time
- Online component availability checking for manufacturing orders
- Passes Material Requirements Planning planned purchase orders to Purchasing (if installed).

Notes:

1. When the Purchasing application is installed, expanded capabilities are available in the areas of purchase order entry and receiving.
2. If your company is in a process-related business that produces a product in quantities other than one each and needs extended decimal precision capability, refer to *Introducing Process Applications*.

Major reports

- The **Stock Transaction Register** is a record of all transaction data accepted by the application.
- The **Stock Status Report** shows the condition of items in inventory at month end or year-end.
- The **Stock Status Review** is available on request and shows the status of all or selected items in inventory.
- **Inventory Analysis Reports** show the financial and stock movement aspects of items in inventory.
- The **Physical Inventory List** is printed in various sequences for all or selected groups of items to simplify periodic inventory counts. The same reports are used for cycle-count items.
- **LIFO/FIFO reports** show the value of on-hand inventory by using the individual receipt transactions.
- **Material Shortage Reports** show the material not available to meet released production order needs.

Inquiries

- Item master
- Item allocation
- Item balance history
- Open orders
- Item availability.

Location/Lot Management (L/LM)

The Location/Lot Management application provides for the stocking and control of items in multiple warehouses and multiple locations within a warehouse. The identification and tracking of batch/lots, the control of shelf life for materials and products, quality control tracking and recording, and history reporting are all features of L/LM that aid in warehouse inventory regulation. For instance, the L/LM application allows for the stocking of items in multiple locations within a warehouse. In this way, inventory can be more easily controlled, simplifying dock-to-stock transactions.

An important feature of L/LM is the ability to monitor quality control status items, regardless of their location in the warehouse. A bulk quality control area can also be maintained if required. The flexibility of warehouse design allows for efficient use of storage capability.

The management features offered by the L/LM application are significant in the maintenance of inventory for manufacturers and suppliers of all types of materials and products requiring multiple location stock control. Reports of empty locations can be obtained to aid in better management of storage space. The allocation function of L/LM allows the designation of items from a specific location within a warehouse or from a particular batch of material to be allotted for manufacturing, customer order processing, or similar purposes. Once Inventory Management has been installed, L/LM can interface to Inventory Management and Order Entry and Invoicing for updating with stock transactions, cycle counting by location, and picking lists by location and/or lot.

The Location/Lot Management application provides the following major functional capabilities:

- The ability to stock and control items in multiple locations within a warehouse
- Lot or batch identification and tracking to purchase and manufacturing orders, sales invoices, and from dock to stock
- Control of shelf life and first in/first out (FIFO) usage of material
- Quality control tracking and recording for manufactured and purchased items, and quality status of items subject to shelf life
- Tracking and audit of goods received notes against shipments and vendor invoices
- History of inventory transactions, with user selected reporting
- Ability to record transactions for non-inventory and service items
- Ability to maintain multiple items in a given stock location
- Ability to allocate a specific inventory stock item from a warehouse location or material lot
- Ability to trace a batch of raw material from receipt to finished goods to customer order, and vice versa.

These capabilities are of significant value to manufacturers of food, pharmaceuticals, and chemicals, as well as medical, nuclear, aerospace, and defense equipment. For these industries, government regulations (such as FDA) usually require product recallability through lot tracking.

Features

Major features of L/LM include the following:

- Flexibility to adapt the physical layout of individual warehouses to the location numbering system.
- Recording and control of stock by multiple locations within a warehouse.
- Batch/lot identification and tracking where necessary.
- History files to provide details by order, item, or specific lot number.
- Accommodation of up to 99 bulk storage areas.
- Reports of empty locations or bulk store areas, to help in better management of storage space.
- Quality control (QC) status monitoring, regardless of the location of a shipment. A specific QC area is available if required.
- Information on unapproved stock which is not available to stockroom personnel, preventing unauthorized use.
- Online audit trail of inventory transactions.
- Stock transfer transactions available for both interwarehouse and interlocation movements.
- Transaction history maintained online for selective analysis of inventory transactions.
- The goods received note (GRN) system provides a full audit trail of receipts entered against purchase orders and invoices.
- The interface to Inventory Management provides for:
 - updating with stock transactions
 - cycle counting by location
 - picking lists by location
 - allocation by location and/or lot.

Major reports

Physical/Cycle Count Report

The physical/cycle counting feature provides a physical inventory of stock items on a cyclic basis. The frequency of this report (such as weekly, monthly, or quarterly) is determined by your individual needs.

The physical/cycle counting application allows you to simplify the task of reconciling your inventory records with the quantities in the warehouse. With this report, you can quickly check for discrepancies between the report quantity and the actual warehouse count. It can also help in analyzing or determining the reason(s) for the discrepancies, so steps can be taken to avoid a recurrence.

Stock Status Report

The Stock Status Report lists detail or summary information of items normally held in stock at the warehouse(s) specified. All items are included in the report, and items not in stock are highlighted with the message **NONE IN STOCK**. The report prints information such as total stock, available stock, and the stock percentage total available. Quality control information, including the number waiting QC, the number with cyclic QC overdue, and the number that are QC rejected, will also print.

The report aids in determining the available stock for a warehouse and the status of that stock in regard to quality control. It is usually printed at month end when the month-to-date totals are reset, and may be distributed to warehouse staff for bay checks.

Transaction Analysis/Batch-Lot Review Report

Two types of reports are produced with this option, an Analysis report and a Review report. The Analysis report values each transaction using the old unit cost and the new unit costs. Because an item may have several different costs during the period, all transactions are valued as they take place, using the current cost default. The report lists each inventory transaction separately by item and prints both the old and new unit cost figures. In addition, the new total inventory value (closing value) is calculated by adjusting a supplied open balance with a net value of transactions. Two values are given based on the old and new costs, and a summary is provided. The Review report details all transactions or batch/lots within a specified date range. If an item is subject to recall, this report can be used to show every order where that item was used or where a particular batch of material was used.

Inventory Valuation Report

The Inventory Valuation Report lists the value of your inventory either by standard or current cost, including on-hand items and those waiting quality control. The report is selected by a single location or item type (such as assembled, purchased, or fabricated), but may be printed for all locations and item types.

Items Waiting Inspection Report

This feature of L/LM provides three reports that allow greater control over inventory items requiring quality control inspection. Each report targets a specific manufacturing concern and identifies it by location.

The first report provides an account of all manufactured items that are waiting QC inspection at a given warehouse. The second furnishes similar information for purchased items. The third report lists all cyclic items that are due or overdue for reinspection during their shelf life.

Goods Received Notes Report

Goods received notes (GRN) are similar to receipt tickets. These internal plant documents are used to audit the receipt of materials, track rejects, and provide an eventual matching to supplier invoices. L/LM offers two types of GRN reports to provide you with complete control over inventory movement. The first report traces GRNs for items that have completed quality control inspection, all outstanding GRNs by vendor, and all outstanding GRNs in the system. The second report lists those GRNs that have been matched to an invoice since the last time the report was selected or GRNs tagged with invoices for a given period.

Inquiries

L/LM allows you to inquire into the location status of items as stored in the master files. Five inquiry options are available.

Location Detail

This inquiry shows location information by item/warehouse. It includes the item quantity, batch/lot number, and FIFO date. The inquiry can be used to see all lots or only QC approved lots.

```
DATE **/**/**          LOCATION/LOT MANAGEMENT          INQUIRY          AM5WA3
                        ALL LOTS APPROVED AND NOT APPROVED

ITEM 200209          WH 1          FIFO DATE
LEFT LOCK          QUANTITY BATCH/LOT          DATE LOCATION          * NOT A QC ITEM *
LOCATION          QUANTITY BATCH/LOT          DATE LOCATION          QUANTITY BATCH/LOT          DATE

A1AA2B          100          *****
A1AA2C          62 *          *****
BLEE4C          285 *          *****
C1GG5A          132          *****
DIJJ8A          300          *****

TOTAL APPROVED          532
TOTAL UNAPPROVED          347
* NOT APPROVED
*** END ***

CK02 PAGE FORWARD
CK03 PAGE BACKWARD
CK04 QC APPROVED LOTS
CK24 END OF JOB
```

Warehouse Summary

This inquiry will display quality control summary information for a given item in all warehouses. Information such as the quantity of the item that has been approved through quality control, the total quantity of the item that requires inspection but has not yet been approved, and the sum of all items that are either approved or not approved is displayed.

```
DATE **/**/**          LOCATION/LOT MANAGEMENT    INQUIRY    AM5SB2
                        WAREHOUSE SUMMARY BY ITEM

      ITEM 200209          LEFT LOCK
      APPROVED          NOT APPROVED          WH          APPROVED    U/M    EA
1          532          347
2          250          60

TOTAL APPROVED          782
TOTAL NOT APPROVED     407          CK24  END OF JOB
```

Item Detail

This inquiry shows item detail information by stock location. The main location is displayed, followed by any subdivisions for that location. The item number(s), location status (full/empty), quantity, batch/lot number(s), and QC type are all listed.

| DATE **/**/** | LOCATION/LOT MANAGEMENT ITEM DETAIL BY LOCATION | | | | | INQUIRY | AM5WB2 |
|---------------|--|-------|----------|-------|-----------|-------------------|--------|
| | WHSE | aisle | BAY | LEVEL | PALLET | | |
| | 1 | B1 | EE | 4 | C | | |
| LOCATION | ITEM NUMBER | | QUANTITY | | BATCH/LOT | QC TY | |
| MAIN B1EE4C | 100145 | | 145 | | BL110 | QC DUE | |
| | 200209 | | 285 | | | WAITING | |
| | 200223 | | 210 | | BL30 | WAITING | |
| | 200223 | | 84 | | BL40 | WAITING | |
| ** | END | ** | | | | | |
| | | | | | | CK02 PAGE FORWARD | |
| | | | | | | CK24 END OF JOB | |

Transaction History

This inquiry shows history information from the Location History file by item number or order number. It includes transaction type(s) from a list of 23, FIFO date, stock location(s), quantity, and batch/lot number(s). You may also choose to access history that has been previously added and restored on diskette and to delete the work file after your inquiry.

Allocations

This inquiry allows you to inquire into the Allocation file to determine the allocations of an item, batch/lot, or an order. If you inquire by item or batch/lot, you will see what has been allocated to customer and/or manufacturing orders and the quantity not allocated. If you are inquiring by order, you will see all items on an order which have had material allocated from a special location or batch/lot.

Accounts Receivable (AR)

A manufacturer normally has a significant investment in his receivables, and keeping an accurate account of this asset is essential. The company's cash flow, ability to react to business cycles, ability to extend credit and, ultimately, the profit picture are directly affected by the accuracy of receivables accounting.

To help you manage this important asset and keep tight controls on your customer accounts, the MAPICS Accounts Receivable application makes it possible for you to:

- Do automatic credit checking, if the OE & I application is installed
- Make timely and accurate application of payments to customer account information on the display
- Inquire into customer account records to obtain information for making credit decisions
- Prepare neat, accurate, and timely statements
- Improve collection of customer accounts and reduce losses from bad debts through automatic aging, aged trial balances, and delinquency notices
- Reduce clerical efforts and improve accuracy through the system's input-checking and accounting control features.

The Accounts Receivable application uses summaries of invoices created by Order Entry and Invoicing to apply charges automatically to customer accounts. Invoice summary information can also be entered directly through the Accounts Receivable application.

One or more work station operators can enter payments, adjustments, and miscellaneous cash receipts with immediate updating to reflect the most current accounts receivable balance. Invoice summaries can be entered from work stations, or the summaries can come from the Order Entry and Invoicing application.

The system supports both open-item and balance-forward customers. A code in each customer record shows which type of accounting is in effect for the customer. It can be changed at appropriate points in the accounting cycle to switch a customer account from one type to the other.

For balance-forward accounts, the operator can:

- Easily apply payments from the oldest to the most current aging period, or
- Apply cash directly to any period.

For open-item accounts, the operator can:

- Enter a payment or adjustment to be applied directly to an invoice, if the invoice number is known.
- Enter a payment or adjustment if the invoice number is not known, by
 - Entering the gross amount of the customer's payment. A display shows the outstanding invoices for that customer.
 - Selecting from this screen the items to be paid. After the items have been selected, the system displays the amount remaining to be applied to this account. The system creates a record for any unapplied cash that remains after the payment operation is over.
- For either open-item or balance-forward customers, the operator can:
 - Enter a payment for the entire amount due, and
 - Use the "write-off" facility to eliminate agreed-to discrepancies.

At the end of the month, the application prepares customer statements. The Aged Trial Balance and delinquency notices can be printed any time on request.

Features

- Online application of cash, adjustments, and miscellaneous cash receipts
- Interactive entry, edit, and correction of customer invoice summaries
- Balance-forward and open-item accounting
- Accounts Receivable aging including future aging
- Service charges for open item and balance-forward customers
- Credit limit checking
- Aged Trial Balance on request
- Multicompany support for up to 20 companies
- Month-end closing selectively by company.

Major reports

- **AR Transaction Register** is a record of all data accepted by the application.
- **Paid Item List** is a record of all items cleared by payments or adjustments in open-item accounts.
- **Aged Trial Balance reports** are available monthly or on request, in a variety of formats designed to meet specific management information requirements.
- **Delinquency notices** can be printed for all or selected customers with past-due accounts.
- **Statements** can be printed for all or selected customers.

Inquiry

- Customer.

Sales Analysis (SA)

The Sales Analysis application, when integrated with the other applications, provides sales, cost, profit amount and profit percent reporting for management analysis. Using summaries of sales transactions, and customer and item data, the sales analysis reports enable more effective management decisions toward higher profitability on goods sold and, at the same time, reduction of the cost of sales overhead.

The application is designed to furnish critical information on demand, including history data or current period only. This information can help you evaluate and track:

- Individual customer purchasing statistics
- Profit amount and percent reported by customer, item, item within item class, and by salesman
- Individual salesman's productivity
- Sales organization effectiveness, including salesman assignments and product line coverage
- New marketing strategies.

Features

- Accepts input from other Order Processing and Accounting applications
- 12-month or 13-period processing
- System tailoring report selections.

Major reports

Customer performance reports

- Profit Analysis by Customer Report shows profit for each customer or a selected group of customers.
- Sales Analysis by Customer Report shows sales for this period and year-to-date compared to last year's information.
- Sales Analysis by Customer Class Report is the same as the Sales Analysis by Customer Report except that the information is grouped by customer class.

Item performance

- Profit Analysis by Item Report, in sequence by item within item class, shows sales volume and profitability of all or selected items.
- Sales Analysis by Item Report shows quantity and sales amounts for the current period and last year with percentage differences.
- Profit Analysis by Item Class Report is the same as the Profit Analysis by Item Report except that statistics are grouped by item class.

Salesman performance

- Sales Analysis by Salesman Report shows sales volumes for the current period and year-to-date, compared to last year.
- Profit Analysis by Salesman Report shows sales, cost and gross profit for both the current period and year-to-date.

Inquiries

- Customer
- Item
- Salesman.

Purchasing (PUR)

The Purchasing application can greatly increase the productivity of personnel in the purchasing department and the dock-to-stock area of a company. This improved productivity and control result from the following benefits:

- Reduced clerical effort required to print purchase orders, purchase order revisions, debit memos, requests for quotes, and order close acknowledgments.

With key information, such as vendor number, item number, due date, and quantity, the application retrieves additional information needed to complete the purchase order; for example, vendor name and address, terms and conditions, item descriptions, and standard messages.

- Reduced time between creating the purchase requisition and printing the purchase order.

Purchasing eliminates paperwork transfers between the purchasing department and the data processing department. The application also controls priority purchase requisitions so that the most important purchase orders receive immediate attention.

- Improved communication with the vendor and dock-to-stock personnel eliminates costly mistakes.

More complete communication with vendors is achieved by automatically printing standard messages and terms on a purchase order. You can flag special messages to vendors or to your own personnel.

- Improved control of purchasing activities.

Purchasing controls all purchase order activities from the time the purchase requisition is created until the invoice is paid. Benefits of this improved control include preventing overpayments, highlighting early shipments, and evaluating vendor performance.

-
- Improved productivity in receiving. Purchasing handles dock-to-stock activities by:
 - Identifying receipts that have incomplete documentation.
 - Preparing a preprinted traveler to help identify each receipt as it moves from the loading dock to a stock location.
 - Allowing dock-to-stock personnel to correct transaction errors as they occur.
 - Listing detailed instructions on the purchase traveler. These instructions reduce or eliminate the problem of locating and maintaining separate documentation
 - Detecting bottlenecks.

Purchasing also helps your buyers find reliable vendors that have high quality materials at the best possible cost. This is accomplished by:

- Producing quotation requests
- Rating each purchase order on vendor performance, price, delivery, quality, and lead time.

Features

- Requisition entry and control
- Purchase order history reporting
- Purchase order revision printing
- Extensive dock-to-stock transaction editing
- Validation of vendor and freight invoices
- Debit memos
- Purchase order status reporting and inquiry
- Purchased item receiving routing
- Prioritized dock-to-stock work lists
- Quotation control system
- Vendor analysis
- On-demand cash requirements analysis.

Major reports

The **Open Requisition Analysis Report** shows backlogs and helps you determine purchasing overload and buying bottlenecks.

The **Dock-to-Stock Transaction Audit** shows all the transaction activity against a particular purchase order accepted by the system.

The **Purchase Order Status Report** is available on demand and can give you the current status of any purchase order in the system.

The **Prioritized Dock-to-Stock Work List** tracks the progress of purchase order receiving activities in your warehouse.

The **Buyer Worksheet Report** can be printed on demand. To simplify analysis, this report shows all the data on quotations and purchase order history for a specific item.

Inquiries

- Purchase order inquiry for individual or multiple releases
- All open purchase orders for an item
- Open purchase orders for a vendor
- Open quotes for an item
- Open quotes for a vendor
- Purchase order history (order summary or detail)
- Open purchase requisitions
- Vendor master file information.



Order Entry and Invoicing

OEI

Inventory Management

IM

Location/Lot Management

L/LM

Accounts Receivable


AR

Sales Analysis

SA

Purchasing

PUR



Section 2. Detailed information

Order Entry and Invoicing

Information flow

Figure 2-1 shows how information flows through the Order Entry and Invoicing (OE & I) application. The numbers in the following discussion refer to that figure.

Orders are entered **1**, picking lists (optional), bills of lading (optional), and invoices are printed either at work stations or at the system printer **2**. Order acknowledgments (optional), the invoice register, the invoices, the update register, and the inventory transaction register show the results of order processing and invoicing **3**.

On request, the customer open order report, customer order shortage report, item open order report, item price list, tax reports, general ledger worksheet, commission worksheet, and the blanket order status report can be printed **4**.

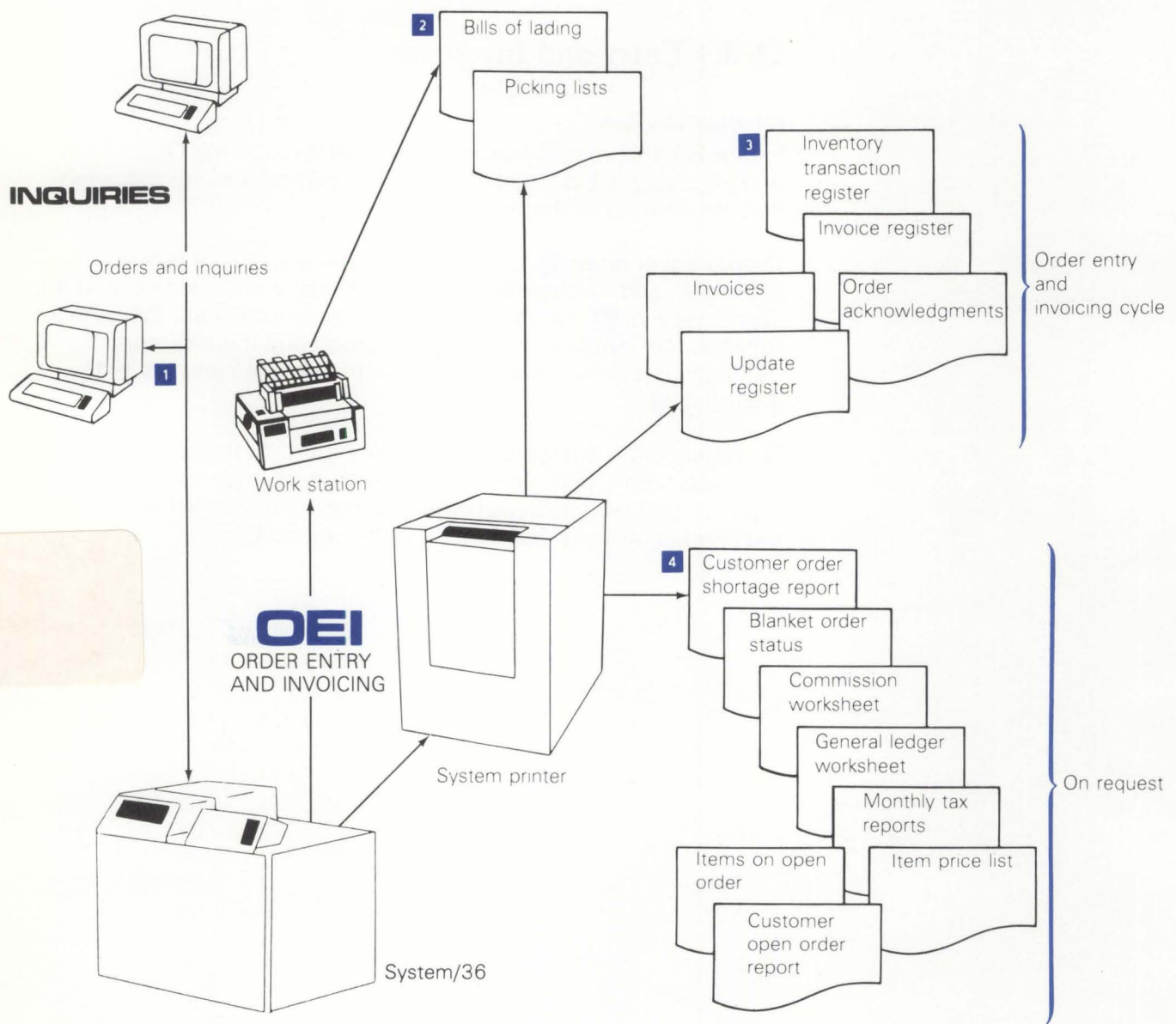


Figure 2-1. Order Entry and Invoicing information flow

Application functions

Order Entry and Invoicing provides flexibility in processing orders and invoices. The normal method is to enter an order in interactive mode, add this order to the open order files, print picking lists and, when the order is shipped, release the order into the invoicing cycle. This method gives you control over open, unfilled orders and better control over the shop floor by giving notice of the backlog of orders. It also permits you to release picking lists based on manufacturing schedule dates, thereby eliminating manual control of paperwork in the picking department.

You can also process through direct billing, which means that operator-entered orders go directly into the invoicing cycle without being added to the open orders file. Using this method, your warehouse personnel can use a manually-created source document to fill a customer's order. Using that source document, with quantity shipped noted, the order department work station operator enters the information into the system using the immediate invoice entry and print procedure. The invoice is created, and the transaction data is used to update the appropriate master records (depending on which applications you have installed).

Backorder quantity calculated

OE & I automatically creates and manages backorders based on your predetermined codes in the customer and item records. If the customer and item records in a billing transaction are coded to allow backorders and the operator does not override them, the system calculates quantity backordered by subtracting quantity shipped from quantity ordered. It then prints this information on the invoice and creates backorder records for these items. The printing of backorder picking lists is under user selection.

Flexible pricing structure

The Order Entry and Invoicing application allows you to control your invoice prices by coding your customers and items, and by choosing from among several pricing methods. The application can select a price along with a discount or a markup percentage which may vary by customer for each line item.

You may also establish quantity discounts for selected items. For example, if a customer orders 50 to 100 of an item, the discount rate could be less than if 101 to 200 were ordered. You establish up to five quantity ranges and related discount percentages. The system automatically applies the discount accordingly. Furthermore, you can have contract or negotiated prices by items. The system uses this price as the unit net price. The operator can enter a price or cost amount which acts as an override to the net sales amount and is treated as the extended sales amount for that item. Alternatively, the operator can override a unit price, in which case all applicable discounts or markups are applied. Operator-entered override percentages are used instead of a system-selected discount or markup percentage.

You have the option to select order pricing at order entry time or invoicing time, depending on whether you want prices to be fixed at order entry time, or subject to change until they are shipped.

Figure 2-2 describes the item pricing hierarchy.

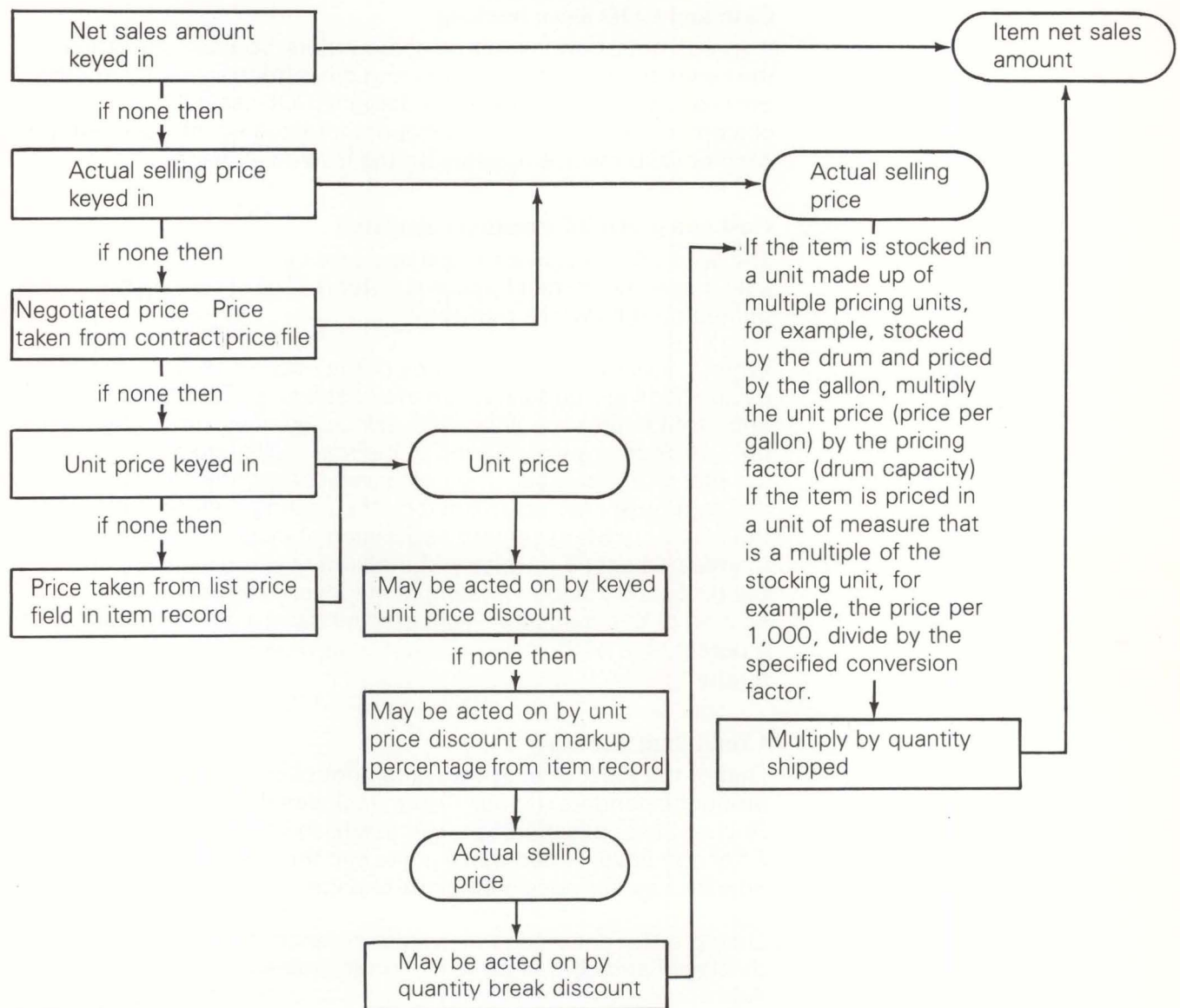


Figure 2-2. Item pricing hierarchy

After all item prices have been established, applicable trade discounts are calculated. Two basic methods are available: the first method uses one of five discounts, based on a code in the customer's record; the second method uses one of five available discounts based on order value.

Up to four taxes may be added to each invoice if both customer and item are subject to the same tax.

Cash and COD sales tracking

If you do not extend credit on some orders, you can still process the order and capture inventory and sales information by treating the order as a cash or cash-on-delivery (COD) sale. The customer's receivable account is not affected by the sale, but the cash or COD invoice appears on the invoice register.

Cost and profit information calculated

The application calculates cost and profit information for goods sold, based on costs stored in the items files. This information is printed on the invoice register.

When a sale involves extensions of the price of an item, the same calculations are performed on the cost figure. Even though cost and profit figures are accurately calculated, they should be treated only as close approximations of the real cost of goods sold and the real profit realized. The cost basis used in the calculations is the item base cost established by the costing method selected by the Inventory Management application, if installed, or a manually maintained cost if Inventory Management is not installed. (See the discussion of item costing in the Inventory Management section of this manual.) Profit percent can be computed either as a percentage of the sales amount or as a percentage of the cost amount.

Credit limit checking

One of the most effective ways to control credit is to limit the amount extended. If your system includes the Accounts Receivable application, you can establish limits for each customer. After you have loaded these limits into the system, they can be adjusted as business conditions change.

During order entry, the receivables balance, as last updated, is displayed and compared to the credit limit assigned the customer. Additionally, the number of outstanding orders for the customer is displayed. If the Accounts Receivable balance exceeds the assigned credit limit, the field is highlighted, indicating that the credit limit is exceeded.

Credit memo processing

The OE & I application accepts an entire order as a credit (treated as a negative invoice), or individual line items on invoices can be credited. The application automatically returns credit items to stock, increases the on-hand balance unless the operator defines the individual transaction as an "allowance." All sales amounts are updated to reflect either type of credit, but "allowance" credits will not increase the inventory quantity on hand, nor reduce accumulated costs.

Printing options

The OE & I application provides reporting flexibility through tailoring options. You can choose to have the picking lists, bills of lading, and/or acknowledgments printed from the entry batch.

Whether or not this batch option is selected, you still have the choice of printing picking lists within manufacturing schedule date limits. You can also individually select up to eight order numbers to print picking slips or bills of lading.

Additionally, you can print a Pick List for an individual order immediately at the time the order is entered. Invoices can be printed immediately for orders that are not placed on the Open Order file but rather are shipped at once.

End of period reporting

For end of period tax reporting, the tax body report has the following options:

- No report required
- Summary report required
- Detail report required
- Both summary and detail reports required.

The commission worksheet and the general ledger worksheet options are required or not required. Any of these options can be overridden during any period closing.

Order comments

Two types of comment records can be used. The order comment is made up of three 25-character fields. These order comments remain with the order until the order is completely invoiced or canceled. You can maintain both general and customer specific order comments and retrieve and include them during order entry.

The second type of comment is associated with individual items. These comments appear immediately after the item for which the comment is entered. These comments are also three 25-character fields in length and remain with the item until it is invoiced or canceled. Standard item comments that are used repetitively can be stored and retrieved at will.

During installation, you establish if the comments should be printed only on internal documents (picking lists) or external documents (acknowledgments, invoices). Once established, these defaults can be overridden as each comment is entered or included from the Comment file.

Standard options for end items

Many customers sell items having predefined product features which describe the end item more fully. These product features may be required (for example, voltage, color) or not required (for example, digital clock on a microwave oven). Each required product feature must have at least two standard options (voltage must be 115, 208, or 230) while nonrequired features can have one or more options.

When an end item with standard options is entered, the application prompts the operator for entry of a series of codes which identify the options. This data is then edited against the standard options available to the particular end item. If all edits are valid, the application selects the options specified and includes them with the order. Price and cost are accumulated from item master records, and discounts or markups are calculated based on the end item.

There are variations in the printing of standard option information on documents such as the picking list, acknowledgment, and invoice. These variations are:

Picking list—prints the option description but not the item number, packing codes, or quantity of the option and feature records.

Acknowledgments and invoices—prints the item number and option description but does not print quantity.

This function requires that the Product Data Management application also be installed.

Blanket order support

A blanket order is an order for one item with several shipping (release) dates. Using the OE & I application, an item can be entered for up to 24 individual release dates. Once the operator has entered the item and total scheduled quantity to be shipped, the application prompts the operator to enter the individual released quantities and dates.

There can be as few as one but not more than 24 releases per item. This single release function can be used for standing orders. Picking lists for blanket order items must be selected individually. The operator enters the order number and the release number for which the picking list is required. There can be only one item per blanket order.

Offline diskette entry

The Order Entry and Invoicing application is designed to operate in interactive mode. However, specific procedures allow you to enter data from diskettes recorded on a diskette entry system. This feature enables you to enter data created off-site or offline.

The transactions entered from diskette are processed independently of the interactive batches. The diskette data is transferred to the IBM System/36, and a batch edit is performed on the data. Error correction is handled by the offline diskette entry system. When all the data is error-free, the operator can release the batch for updating the open order files.

This diskette entry mode supports the functions described in this section with the following exceptions:

- No provision is made for entering blanket order items.
- No provision is made for entering standard option items.
- File maintenance must be performed at a work station.
- The immediate invoicing function must be done via the work station; the invoice release function must be processed on a work station.

Operations

All operations for the Order Entry and Invoicing application start with the OE & I Main Menu. This menu provides maximum flexibility in the selection of the operations to be performed. Because of the number of functions that can be performed by OE & I, second-level menus are used. For example, from the master menu, the operator selects order processing; a second-level menu appears and the operator can select the particular entry method required.

```
COMMAND                                MENU: AMBMOO                                X6
                                     ORDER ENTRY AND INVOICING
                                     MAIN MENU
                                     1 ORDER PROCESSING
                                     2 INQUIRY
                                     3 REPORTS
                                     4 MONTHLY CLOSE
                                     5 FILE MAINTENANCE
                                     6 FILE LISTINGS
                                     7 RETURN TO APPLICATION SELECTION MENU

Ready for option number or command
```

The optional security code feature interacts with the menu and subsequent operations to ensure that only those individuals designated to have access to specific data and operations are permitted to continue processing.

Entering orders

The order entry cycle of the OE & I application takes orders that have been manually edited, and allows the operator to enter the order with system editing during each step. The operator selects the procedure from the menu that provides the order displays in sequence as needed for order entry.

```
COMMAND                                MENU: AMBM10                                X6
ORDER ENTRY AND INVOICING
ORDER PROCESSING
1 ORDER ENTRY
2 ORDER ENTRY-IMMEDIATE RELEASE
3 ORDER MAINTENANCE
4 ORDER RELEASE
5 DISKETTE ORDER ENTRY
6 BATCH UPDATE
7 PICK LISTS
8 ACKNOWLEDGMENTS
9 INVOICES
10 BILLS OF LADING
11 RETURN TO MAIN MENU

Ready for option number or command
```

This procedure guides the operator through the required steps. The system does not allow the operator to skip required displays, but does allow skipping optional ones. For example, your operator first enters customer and order header information. The system then prompts with the next display (order body or transaction), and the operator cannot proceed until at least one transaction is entered or the order is canceled.

To start the entry of an order, the operator enters the customer number and order number (unless system-assigned) on the Customer Order Data display.

Note: If this is a new customer, the operator can select another display to enter basic customer information that the system immediately includes in the customer file.

- 1 Assigned by application or manually controlled.
- 2 Assigned by application.
- 3 Allows operator to go directly to line item entry or enter additional order data or comments as needed.

```

CUSTOMER ORDER DATA          E BATCH 026 2          ENTER  AMBS11  W2
ORDER  ORDER  CO/CUSTOMER  SALES  W  SHIP-TO  ---  OVERRIDE  ---  ---  PREVIOUS  ---
NUMBER TYPE    NUMBER      CODE  H  NUMBER  SOLD-TO  SHIP-TO  ORDER  CUSTOMER
1  18  S  01 00145400      1  1  Y  Y  17  78100
1
ORDER  REQUEST  MFG  -----  CREDIT MEMO  -----
DATE  DATE      DATE  CODE  REFERENCE NUMBER
1014** 1030** 1025**  A

--PURCHASE ORDER--
NUMBER  DATE      SHIPPING INSTRUCTIONS  CONTRACT
G2987440 1010**  COMMON CARRIER      NUMBER

ADDITIONAL ORDER DATA (Y/N) Y
ORDER COMMENTS (Y/N) Y 3
BASIC ITEM ENTRY (Y/N) Y
ENTER CUSTOMER SEARCH NAME

CK09 ORDER SUMMARY
CK24 DISPLAY STATUS

```

Optional order data screens

Two displays can be used to override such things as sold-to or ship-to address, terms, taxing information, salesman, and discount percent.

- 1 Total accounts receivable amount due if Accounts Receivable is installed.

```

CUSTOMER DATA OVERRIDE      E BATCH 026  ORDER   18  ENTER  AMBS12 W2
COMPANY 01  CUSTOMER 145400                                ORDER COMMENT (Y/N) Y

SOLD-TO  CHAMBLEE-TUCKER DIE CAST          CREDIT LIMIT AMOUNT DUE
ADDR1    ALUMINUM ALLOY DIVISION          35,000.00      1 8,513.78
ADDR2    1556 CLAIRMONT ROAD
ADDR3    ATLANTA
STATE GA  ZIP 36687
SHIP-TO  CHAMBLEE-TUCKER DIE CAST          OVERRIDDEN  OUTSTANDING  CREDIT
ADDR1    PLANT NO. 8                      SHIP-TO #    ORDERS      CODE
ADDR2    4521 BARTOW RD                   3           3           A
ADDR3    VALDOSTA
STATE GA  ZIP 32585

----- TERMS -----
PERCENT(3)  DESCRIPTION
1000        1 % 10 NET 30

----- TAX -----
CLASS  BODY  PERCENT
1      FE    1.000
2      GA    3.000
3
4

CK05 RESTART ORDER
    
```

- 1 Salesman assigned to this account. May be changed for this order.

- 2 Used for future aging of accounts receivable.

- 3 Used when the invoice is not to be printed. Instead, invoice data is saved in a file for unique user requirements.

```

ORDER DATA OVERRIDE      E BATCH 026  ORDER   18  ENTER  AMBS13 W2
COMPANY 01  CUSTOMER 145400  CHAMBLEE-TUCKER DIE CAST  ORDER COMMENT (Y/N) N

----- TERMS -----
PERCENT(3)  DESCRIPTION
1000        1 % 10 NET 30

----- TAX -----
CLASS  BODY  PERCENT
1      FE    1.000
2      GA    3.000
3
4

SALESMAN NUMBER 105  ----- INVOICE -----
ALBERT H. THOMPSON  NUMBER  CODE  DISCOUNT ---
1                 PERCENT(3)

UNIT PRICE
DISCOUNT
PERCENT(3)

PRIORITY  A/R MONTHS  DEFERRED  BILL-TO  OUTSTANDING  CREDIT
BEFORE DUE  INVOICE  NUMBER  ORDERS
2         3

CK05 RESTART ORDER
    
```


There are two methods of entering item information. The first method allows an operator to enter minimal information regarding the item ordered. Item number and quantity are required entries. The application verifies the item number and displays the description and price for the item entered. The operator can enter up to ten lines in this fashion before adding the information to the order set.

| BASIC ITEM ENTRY | | | | E BATCH | 026 | ORDER | 18 | ENTER | AMBSA1 | W2 |
|------------------|-----------------|--------------------------|-----------------------|------------------|------------|-------|-----|-------|--------|----|
| COMPANY 01 | CUSTOMER 145400 | CHAMBLEE-TUCKER DIE CAST | | | | | | | | |
| LINE | ITEM NUMBER | A W | DESCRIPTION | QUANTITY ORDERED | UNIT PRICE | U/M | STK | | | |
| 01 | 03010 | Y 1 | PLATE | 10 | 11500 | EA | EA | | | |
| 02 | 03011 | Y 1 | COLLAR | 10 | 5000 | EA | EA | | | |
| 03 | 03012 | Y 1 | SPRING | 20 | 3180 | DZ | EA | | | |
| 04 | 26006-20 | Y 1 | TANK 8 BY 12 INCHES | 10 | 14500 | EA | EA | | | |
| 05 | 37855H | Y 1 | 7/8 x 16 UNF HEX BOLT | 38 | 12820 | EA | EA | | | |
| LINE | ITEM NUMBER | QUANTITY ORDERED | UNIT PRICE(3) | ALLOC | WH | | | | | |
| 06 | 27005-A | 10 | | Y | 1 | | | | | |

CK19 UPDATE ITEMS

The second method allows the operator to enter information regarding the item and additionally, override information regarding this item for this specific order (for example, selling price, tax codes). The system responds with the information from the master file (description, etc.), summary availability information, and the pricing for this item. When the information is verified, the operator can enter a comment to be associated with the item or continue with the next item on the order.

1 Credit

- N = normal sale
- R = return item (will increase inventory quantity on hand during invoicing)
- A = allowance—credit item not returned to stock

2 Application calculates extended item amount based on pricing scheme or on overrides entered on this display.

| DETAIL ITEM ENTRY | | | | | | | | | | E BATCH 026 | | ORDER 18 | | ACCEPT | | AMBS32 W2 | |
|-----------------------|--|--------------------|--|------------|--|---------------|--|-------------------|--|------------------------|--|---------------------|--|------------------|--|-----------|--|
| CO/CUSTOMER 01 145400 | | | | | | | | | | PREVIOUS ITEM 26006-20 | | | | | | | |
| ITEM NUMBER | | QUANTITY ORDERED | | SHIPPED | | BACK ORDERED | | ALLOC Y/N | | AVAIL ON-HAND | | ON-ORDER | | ALLOC | | | |
| 03370 | | 3 | | | | | | Y | | 31 | | 60 | | 84 113 | | | |
| UNIT PRICE(3) | | PRICING CODE | | FACTUR U/M | | PCT(3) | | QUANTITY DISC PCT | | SELLING PRICE(3) | | NET SALES AMOUNT(2) | | | | | |
| 14950 | | 0 | | 0 EA | | 5000 | | | | 15697 | | 4709 | | | | | |
| CREDIT | | TAX CODES | | WAREHOUSE | | NON-INVENTORY | | UNIT WEIGHT(3) | | COST(4) | | | | | | | |
| 1 N | | 1 2 3 4 Y N N N | | 1 BX-20 | | N | | 5000 | | 99500 | | | | | | | |
| DESCRIPTION | | | | CDE LOC | | TYPE | | CLASS | | STK U/M | | CONTRACT PRICE | | | | | |
| MOTOR | | | | | | 4 | | 70 | | EA | | | | | | | |
| | | | | | | | | | | | | | | CK14 BYPASS ITEM | | | |

As each order is entered, the operator has the option to process the order immediately into the Open Order files (allows immediate printing of the picking list) or to hold the order for processing during a batch update run at a later time.

At the end of a batch of orders, the operator can release the batch for updating into the order files or hold the orders for processing at a later time.

If Location/Lot Management is installed, once an order is entered, the L/LM allocation system can be used to allocate customer-specified item lots to the order. The pick list will then show what lot to pick and where it is located.

Searching item and customer files

During order entry, an operator can search the Item file by typing in a partial item description in place of an item number.

```

DETAIL ITEM ENTRY          E BATCH 026  ORDER  18  ENTER  AMBS31 W2
                           BLANKET ORDER ITEM
CO/CUSTOMER              PREVIOUS ITEM 03025  AVAILABILITY INQ(Y/N) A
                           QUANTITY  ORDERED  SHIPPED  ORDERED  Y/N  AVAIL  ON-HAND  ON-ORDER  ALLOC
ITEM NUMBER              ORDERED  SHIPPED  ORDERED  Y/N  AVAIL  ON-HAND  ON-ORDER  ALLOC

UNIT  PRICE(3)  ----- PRICING -----  QUANTITY  SELLING  NET SALES
CODE  FACTOR    U/M    PCT(3)  DISC PCT  PRICE(3)  AMOUNT(2)

CREDIT  TAX CODES  WAREHOUSE  NON-  ----- UNIT -----
        1 2 3 4    CDE  LOC    INVENTORY  WEIGHT(3)  COST(4)

DESCRIPTION              TYPE  CLASS  STK  CONTRACT PRICE
                           U/M

ENTER ITEM SEARCH DESCRIPTION 3/8 HEX

                                CK06 ORDER COMMENT
                                CK09 BASIC ITEM
                                CK10 SPECIAL CHARGE
                                CK24 DISPLAY STATUS
    
```

The Item Search display (AMBS02) appears, showing all item records that match the description. The items can then be selectively included in the order by entering the reference number of the item.

```

ITEM SEARCH SUMMARY          E BATCH 026  ORDER  18  ENTER  AMBS02 W2

REF  NO#  ITEM NUMBER  DESCRIPTION              UNIT  - U/M -  ITEM
PRICE  PRI  STK  CLASS
01  369514  3/8 x 16 x 1 INCH HEX BOLT CAD  17842  C  **  04
02  459336  3/8 x 24 x 2 UNF HEX BOLT ZINC  25030  C  **  18
03  863255  3/8 x 16 x 2 HEX HED CAPSCREW  1282  C  **  22
04  925411  3/8 x 16 HEX NUT LOCKING        32000  C  **  80

.. END

ENTER REFERENCE NUMBER 3

ENTER ITEM SEARCH DESCRIPTION 3/8 HEX

                                CK01 END SEARCH
                                CK02 PAGE FORWARD
    
```

The operator can also search the customer file by typing in a partial customer name.

Retrieving and entering standard comments

The application allows you to maintain commonly used order comments, item comments, and special charge records in a file. These can be used in order entry. For example, when the operator chooses to enter item comment information for an item being entered on an order, any comments on file for the item are displayed. In this way, required item-related text can be quickly reviewed and included in the order. Similar support is provided for order comments; that is, text that applies to the order as a whole.

1 Comments

- Y = comments will print on internal documents only (picking list and reports).
- N = this comment prints on internal **and** external documents (acknowledgment and invoice).

2 The user-assigned reference number can be entered to include this comment in the order.

3 Comments can be entered manually.

4 Comments that apply to many items can be accessed by using **CK09**.

```

CUSTOMER ITEM COMMENT      E BATCH 026  ORDER    18 ***** AMBS22 W7
010 CUSTOMER ITEM NUMBER   INT          040 STENCIL SHIPPING CARTON   INT
    115879-HI. CONFORMS TO  PRT          WITH "USE NO HOOKS",      PRT
    GHQ SPECIFICATION 147PW88 N          "THIS SIDE UP"          Y    1
020 ALL SHIPPING CARTONS TO INT          050 MARK SHIPPING CARTON W/   INT
    BE CLEARLY MARKED WITH  PRT          HAZARDOUS MATERIAL WARN- PRT
    CUSTOMER'S ITEM NUMBER  Y          INT H-487 8" HIGH LETTERS Y
030 PACK WITH STYROFOAM PAD- INT          060 INCLUDE INITIAL QC SAMPLE INT
    DING. STENCIL AS FRAGILE- PRT          AND QUALITY REPORT.      PRT
    HANDLE WITH CARE.       Y          CERTIFICATION REQUIRED    N
    ENTER REFERENCE NUMBER  2          ... MORE COMMENTS
COMMENT 1                   ITEM NUMBER 033796
COMMENT 2                   INTERNAL PRINT
COMMENT 3                   ONLY A
                                CK04 GENERAL COMMENTS
                                CK05 RESTART TEXT
                                CK07 ITEM ENTRY    4
                                CK09 PAGE TEXT
                                CK10 SPECIAL CHARGE
                                CK24 DISPLAY STATUS

```

Updating master files

When a batch of orders is released, the system updates the master files, prints an update register and, depending on options you chose, prints picking lists, acknowledgments, and bills of lading.

The update register is printed after a batch (or batches) of orders update the master files. This activity register shows new orders, changed orders, and those orders released for invoicing.

The report sequence for the Update Register shown here is batch type within order number.

| UPDATE REGISTER | | | | | | | | | | | | | | | | | | | | | | | | | | | | | | | | | | | | | | | |
|---|------------|--------------|------------|----------------|-------|------------|----------------|----------------|------------|--------------|-------------|-----------|------------|-----|--------|--|-------|------|----------|-----------------------------|--|---|---|---|-----------------------------|--|---|---|--|-----------------------------|--|---|--|--|-----------------------------|--|---|---|--|
| ORDER NUMBER | BATCH TYPE | BATCH NUMBER | ORDER TYPE | CUST/CO NUMBER | WS TO | ITEM COUNT | SPEC CHG COUNT | PRICE OVERRIDE | BACKORDERS | DATE 8/08/88 | 14-06-51 | PAGE 1 | AM9EF | | | | | | | | | | | | | | | | | | | | | | | | | | |
| | | | | | | | | | | TYPE OF | MAINTENANCE | FINANCIAL | PICK SLIPS | | | | | | | | | | | | | | | | | | | | | | | | | | |
| | | | | | | | | | | HDR | ITEM | CHG | PRINTED | | | | | | | | | | | | | | | | | | | | | | | | | | |
| C003050 | E | 030 | S | 1135000-01 | F1 | 1 | 4 | --- | --- | --- | --- | --- | --- | --- | | | | | | | | | | | | | | | | | | | | | | | | | |
| C003051 | I | 031 | S | 1444000-01 | F1 | 3 | | --- | YES | --- | --- | --- | --- | --- | | | | | | | | | | | | | | | | | | | | | | | | | |
| C007830 | M | 032 | S | 26315000-01 | F1 | | | --- | --- | --- | YES | --- | YES | --- | | | | | | | | | | | | | | | | | | | | | | | | | |
| C004010 | R | 033 | S | 3552000-01 | F1 | 5 | | --- | --- | --- | --- | --- | YES | --- | | | | | | | | | | | | | | | | | | | | | | | | | |
| C004050 | R | 033 | S | 11025000-01 | F1 | | | --- | --- | --- | --- | --- | YES | --- | | | | | | | | | | | | | | | | | | | | | | | | | |
| <table border="1"> <thead> <tr> <th colspan="2">TOTALS</th> <th>BATCH</th> <th>ITEM</th> <th>SPEC CHG</th> </tr> </thead> <tbody> <tr> <td>NUMBER OF "E" BATCH TYPES -</td> <td></td> <td>1</td> <td>1</td> <td>4</td> </tr> <tr> <td>NUMBER OF "I" BATCH TYPES -</td> <td></td> <td>1</td> <td>3</td> <td></td> </tr> <tr> <td>NUMBER OF "M" BATCH TYPES -</td> <td></td> <td>1</td> <td></td> <td></td> </tr> <tr> <td>NUMBER OF "R" BATCH TYPES -</td> <td></td> <td>1</td> <td>5</td> <td></td> </tr> </tbody> </table> | | | | | | | | | | | | | | | TOTALS | | BATCH | ITEM | SPEC CHG | NUMBER OF "E" BATCH TYPES - | | 1 | 1 | 4 | NUMBER OF "I" BATCH TYPES - | | 1 | 3 | | NUMBER OF "M" BATCH TYPES - | | 1 | | | NUMBER OF "R" BATCH TYPES - | | 1 | 5 | |
| TOTALS | | BATCH | ITEM | SPEC CHG | | | | | | | | | | | | | | | | | | | | | | | | | | | | | | | | | | | |
| NUMBER OF "E" BATCH TYPES - | | 1 | 1 | 4 | | | | | | | | | | | | | | | | | | | | | | | | | | | | | | | | | | | |
| NUMBER OF "I" BATCH TYPES - | | 1 | 3 | | | | | | | | | | | | | | | | | | | | | | | | | | | | | | | | | | | | |
| NUMBER OF "M" BATCH TYPES - | | 1 | | | | | | | | | | | | | | | | | | | | | | | | | | | | | | | | | | | | | |
| NUMBER OF "R" BATCH TYPES - | | 1 | 5 | | | | | | | | | | | | | | | | | | | | | | | | | | | | | | | | | | | | |

-
- 1 Order type
 - B = blanket order
 - S = standard item release
 - I = individual item release
 - 2 Work station that performed the operation
 - 3 Were backorders created?
 - 4 What type of maintenance was performed?
 - 5 Totals
 - E = entered orders
 - I = orders entered for immediate invoicing
 - M = maintained orders
 - R = orders released for invoicing
 - 6 Number of items in order
 - 7 Number of special charges entered
 - 8 Were standard prices overridden?

Acknowledging orders

The acknowledgment serves as confirmation that your customer's order has been received and is being processed. The acknowledgment is similar in format to the invoice.

Printing picking lists

The picking document can serve several purposes:

- To direct the warehouse personnel in filling an order
- To serve as a packing slip
- To aid in final bill of lading preparation by identifying the bill of lading packing code for each line item.

If you have a work station printer in a warehouse, these lists can be printed on stock paper at that location. If you have several warehouses, each can have a work station printer. As picking lists are selected, the operator can direct them to the appropriate printer based on the warehouse number included on the order. Work station printers can be positioned up to 5000 feet from the processing unit.

The system offers three methods of printing picking lists: at the time the order is entered, as a batch of orders is added to the master files, or selected from the orders file at a later time. Picking lists printed from the batch are sorted so that items on an order are in warehouse location sequence. Inventory requirements are posted to the inventory file (if Inventory Management is installed) at the time picking lists are printed, unless previously allocated at entry time.

1 The picking list shows if the customer will not accept partial shipments or backorders.

2 The pack code is used with the bill of lading.

| BATCH NO. 027 | | PICKING LIST | | DATE 12/19/88 | | PAGE 2 | |
|--|--|---------------------|------------------|-------------------------------|------------------|---|--|
| SHIP-TO ADDRESS | | | | ORIGINAL | | | |
| R+S, AUSTIN CT BOX 409 ALBANY ATLANTA | | | | CUSTOMER 3655000 COMPANY 1 | | SCHEDULE DATE 12/19/88 REQUEST DATE 12/19/88 | |
| | | | | JA 30780 | | | |
| 1 0000 ACCEPTS BACKORDER | | ORDER NO. REFERENCE | | ORDER DATE | | ORDER TYPE | |
| 0000 ACCEPTS PARTIAL SHIP | | COC3123 | | 6/22/88 | | 5 | |
| SHIP INSTRUCTIONS - | | | | | | | |
| ORDER COMMENTS ATT.-DEAN GRAHAM | | | | | | | |
| PACK CODE | LOCATION | ITEM NUMBER | QUANTITY ORDERED | U/A | QUANTITY SHIPPED | U/A | |
| 01 | 1 A099 | 99001 | 10 | EA | ----- | -- | |
| | SPRAY UNIT WHEEL 12 IN DIA TANK 12 BY 24 INCHES AUTO SWITCH | | | OPTION OPTION OPTION | | | |
| 01 | 1 A099 | 99001 | 3 | EA | ----- | -- | |
| | SPRAY UNIT WHEEL 12 IN DIA TANK 12 BY 24 INCHES | | | OPTION OPTION | | | |
| 2 00 | 1 P104 | 0301 | 4 | EA | ----- | -- | |
| | PLATE PACK FOR EXPJRT USE CARTON 7.6X | | | | | | |

Printing bills of lading

This document, like the picking list, can be printed as a batch of orders is added to the master files or selected individually from the orders file. The system prints the basic heading information on a preprinted bill of lading form for use by the shipping department. As with the picking lists, bills of lading can be directed to the work station printer.

Printing customer order shortage report

If you have both Order Entry and Invoicing and Inventory Management installed, you can elect to print the Customer Order Shortage Report at any time. This report shows all inventory items that have current customer requirements (picking list has been printed or allocation specified when the item was entered on the order) and are in a negative available position (on hand minus manufacturing and customer requirements equals available). This report reflects immediate overcommitments of inventory so that action can be taken before disruption of either manufacturing or shipping occurs.

| CUSTOMER ORDER SHORTAGE REPORT | | | | | | | | | | DATE | 8/08/88 | TIME | 16.08.05 | PAGE | 1 | AMBMB |
|--------------------------------|------|------------------------|-----------------------|-------|-----|---------|------------------------|-------------|-----------|------|---------|------|----------|------|---|-------|
| ITEM NUMBER | WHSE | ITEM DESCRIPTION | ---ON ORDER STATUS--- | | | ON-HAND | -----ALLOCATED TO----- | | AVAILABLE | | | | | | | |
| | | | U/M | PURCH | MFG | | MFG ORDERS | CUST ORDERS | | | | | | | | |
| 03424 | | 1 TREADLE ASSEMBLY | EA | 100 | 0 | 133 | 0 | 150 | 17- | | | | | | | |
| 26006-20 | | 1 TANK 8 BY 12 INCHES | EA | 0 | 40 | 305 | 240 | 175 | 50- | | | | | | | |
| 26006-21 | | 1 TANK 10 BY 18 INCHES | EA | 0 | 200 | 185 | 0 | 500 | 315- | | | | | | | |
| 26006-22 | | 1 TANK 12 BY 24 INCHES | EA | 0 | 100 | 183 | 150 | 75 | 42- | | | | | | | |
| 27005-A | | 1 PUMPING UNIT | EA | 0 | 10 | 10 | 0 | 80 | 61- | | | | | | | |

Invoicing cycle

The second major processing cycle is the invoicing cycle. This cycle uses the picking list as a source document to reflect partial shipments, shipping information, and quantity changes, so that the invoice reflects the actual shipment.

The invoicing cycle is started by a menu selection. The operator enters an order number to be invoiced, and the system selects the customer and item information associated with this order. When the ordered items are displayed to the operator for verification, changes to pricing information and quantity shipped information can be made.

Note that two basic order types are used to simplify posting of the quantity shipped. The order types are assigned at order entry time. The types and their effect on this quantity are:

- A standard (S) order assumes that quantity shipped equals quantity ordered unless overridden by the operator.
- An individual (I) release order assumes that quantity shipped of an item is zero unless otherwise entered by the operator.

The operator can enter the quantity information as required, and verify that it has been entered correctly. The item selection display is used during the invoicing cycle.

Once the batch is completed, the operator can begin the actual invoicing procedure or leave the batch for later invoicing.

When the batch is released for invoicing, the application calculates item extensions and updates the master files to reflect the shipments. The invoice, invoice register, and inventory transaction register are printed as part of this cycle.

- 1 Used for blanket orders only.
- 2 Operator enters only quantities for the items requiring a change.
- 3 Operator enters a Y to override price, discounts, taxes, etc.

| CUSTOMER ITEM SELECTION | | R BATCH 026 | | ORDER | 41 REVIEW | AMBD31 | W1 |
|--|-------------|-------------|------------------|------------------|-----------|----------------|------------------|
| LINE NO. | ITEM NUMBER | ORDERED | QUANTITY SHIPPED | BACKORDER | CR CODE | RELEASE NUMBER | PARTIAL/COMPLETE |
| 1 | 03011 | 300 | 300 | | | 1 | |
| 2 | 03010 | 200 | 200 | | | | |
| 3 | 03012 | 50 | 50 | | | | |
| -- END OF DETAIL -- | | | | | | | |
| LINE NO. | QUANTITY | | DETAIL | PARTIAL/COMPLETE | | | |
| | SHIPPED | BACKORDERED | SCREEN | | | | |
| 1 | 250 | 50 | N | | | | |
| CK02 PAGE FORWARD CK10 SPECIAL CHARGE CK22 END ORDER | | | | | | | |

Printing invoice register

The invoice register summarizes invoices printed during this cycle. It identifies each by invoice number, order number, and customer. This document is in the same format as the invoice register shown in the Accounts Receivable discussion in this section.

An example of an invoice is shown here.

| CUST. NO. | SHIP VIA | ORDER NO. | SLS. NO. | REFERENCE NO. | TERMS | |
|--------------|---------------------|----------------|---------------------|-----------------------|----------------|------------|
| 1-19098000 | BEST WAY | 000086J | 31709 | 106331 | 2% NET 10 DAYS | |
| ITEM NUMBER | DESCRIPTION | U/M | QUANTITY SHIPPED | QUANTITY BACK ORDERED | UNIT PRICE | AMOUNT |
| 26006-20 | TANK 8 BY 12 INCHES | EA | 2 | | 14.935 | 29.87 |
| 27003-20 | PUMP ASSEMBLY | EA | 2 | | 50.470 | 100.94 |
| TOTAL WEIGHT | NET SALES AMOUNT | TRADE DISCOUNT | MISCELLANEOUS CHGS. | TAXES | TERMS DISCOUNT | AMOUNT DUE |
| 36.00 | 130.81 | 2.62 | | 1.17 | 2.56 | 129.36 |

| INVOICE | PAGE |
|---------|------|
| 1049 | 1 |
| DATE | |
| 8/10/** | |

| | | | |
|--|----------|--|----------|
| SOLD TO SHARPE STEEL COMPANY BOX 946 NEW YORK CITY | NY 31709 | SHIP TO SHARPE STEEL COMPANY BOX 946 NEW YJRK CITY | NY 31709 |
|--|----------|--|----------|

Printing inventory transaction register

The inventory transaction register shows the individual items shipped, and is used as an inventory audit trail. The format of this document is the same as that shown in the Inventory Management application transaction processing cycle in this manual.

Printing open order status reports

If you need a printed status of your open orders, you can select to run one of the order status reports. These reports can be run in the following ways:

- By customer—shows all outstanding orders for each customer or a range of customer numbers. The report details the items on order and totals the number of open orders for each customer (see example).
- By item—shows the current backlog of orders for each item with customer orders. The report details the customers who have requirements outstanding for each item.
- By date—shows open customer orders in due date sequence. This report also details individual items on the orders.

Note: Each of these reports can print all outstanding orders or only those currently in a backorder position.

Cost value can be standard, average, or last if Inventory Management is installed

| COMPANY NO | NAME | JUR ORDER | P.O. NUMBER | JUE DATE | HSF | WHSE LOC | ITEM NUMBER | DESCRIPTION | UM | QUANTITY | VALUE AT COST |
|-----------------|-----------------|-----------|-------------|----------|-----|----------|-------------|--------------------|----|---------------|---------------|
| 02-0002900 | CAN-03 ENG. CO. | CF00154 | 4F00920 | 4/07/** | | | 26000-22 | TANK 12 BY 14 | EA | 1 | 157.17 |
| | | CF00154 | 4F00920 | 4/07/** | | | 27000-02 | COMPRESSOR | EA | 1 | 117.00 |
| | | CF00154 | 4F00920 | 4/07/** | | | 27003-20 | PUMP ASSEMBLY | EA | 1 | 274.37 |
| | | CF00154 | 4F00920 | 4/07/** | | | 27003-20 | PUMP ASSEMBLY | EA | 1 | 115.17 |
| | | CF00154 | 4F00920 | 4/07/** | | | 27006-10 | TANK TJE - SIZE 10 | EA | 1 | 74.10 |
| | | CF00154 | 4F00920 | 4/07/** | | | 27006-20 | TANK TJE - SIZE 12 | EA | 3 | 144.5 |
| | | CF00154 | 4F00920 | 4/07/** | | | 27006-20 | TANK TJE - SIZE 12 | EA | 25 | 119.13 |
| | | CF00154 | 4F00920 | 4/07/** | | | 77083 | SCREW | EA | 32 | 1.6 |
| | | CF00154 | 4F00920 | 4/07/** | | | 94908 | WASHER | EA | 50 | 1.5 |
| | | CF00154 | 4F00920 | 4/07/** | | | 99001 | SPRAY UNIT | EA | 5 | 474.11 |
| CUSTOMER TOTAL: | | | | | | | | ITEMS | | VALUE AT SALE | VALUE AT COST |
| | | | | | | | | 10 | | 1,424.44 | 1,424.44 |
| COMPANY TOTAL: | | | | | | | | 10 | | 1,424.44 | 1,424.44 |
| FINAL TOTAL: | | | | | | | | 49 | | 3,586.15 | 2,251.38 |

Printing the item price list

This report is a listing of item prices, showing the base price and quantity break ranges/percentages for each item. A table of discount/markup percentages with entries for each item is included. The price list can be used when preparing catalogs and as a source for coding orders. All item numbers, or a range of item numbers, can be listed with their list prices and the following information:

- Item number
- Item description
- Unit of measure
- Discount/markup percents
- Pricing unit of measure conversion information.

| ITEM PRICE LIST | | | | | | | | | | | | DATE | 4/09/** | TIME | 15.26.39 | PAGE | 1 | AMV55 |
|-----------------|-----------------------|---------|-----|-----------|------|------------|--------|---------------------|------------------|------------------|-----------------|-----------------|-----------------|-----------------|----------|--------|---|-------|
| ITEM NUMBER | DESCRIPTION | STK PRI | U/M | U/M CLASS | TYPE | BASE PRICE | 1 | 2 | 3 | 4 | 5 | 6 | | | | | | |
| ---PRICE--- | | | | | | | | | | | | | | | | | | |
| FACT CD DIV | | | | | | | | | | | | | | | | | | |
| 02892 | LOCK CLIP | | EA | EA | 80 | 4 | 12.820 | DISCOUNT % PRICE | 10.000 11.538 | 20.000 10.256 | 30.000 8.974 | 40.000 7.692 | 40.000 7.692 | 40.000 7.692 | | | | |
| 03010 | PLATE | | EA | EA | 70 | 4 | 8.975 | MARKUP % PRICE | 8.975 | 8.975 | 8.975 | 8.975 | 8.975 | 8.975 | 8.975 | 8.975 | | |
| 03011 | THROW-OFF COLLAR | | EA | EA | 70 | 4 | 5.660 | MARKUP % PRICE | 5.660 | 5.660 | 5.660 | 5.660 | 5.660 | 5.660 | 5.660 | 5.660 | | |
| 03012 | SPRING | | EA | EA | 84 | 4 | 6.500 | DISCOUNT % PRICE | 5.000 6.175 | 6.000 6.110 | 7.000 6.045 | 7.000 6.045 | 7.000 6.045 | 7.000 6.045 | | | | |
| 03021 | VALVE | | EA | EA | 80 | 4 | 5.680 | MARKUP % PRICE | 5.680 | 5.680 | 5.680 | 5.680 | 5.680 | 5.680 | 5.680 | 5.680 | | |
| 03023 | DISCHARGE FERRULE | | EA | EA | 80 | 4 | 6.870 | MARKUP % PRICE | 6.870 | 6.870 | 6.870 | 6.870 | 6.870 | 6.870 | 6.870 | 6.870 | | |
| 03024 | SHELL | | EA | EA | 50 | 2 | 80.000 | MARKUP % PRICE | 80.000 | 80.000 | 80.000 | 80.000 | 80.000 | 80.000 | 80.000 | 80.000 | | |
| 03025 | PUMP HOUSING ASSEMBLY | | EA | EA | 20 | 1 | 68.700 | MARKUP % PRICE | 68.700 | 68.700 | 68.700 | 68.700 | 68.700 | 68.700 | 68.700 | 68.700 | | |
| 03370 | MOTOR | | EA | EA | 70 | 4 | 14.950 | MARKUP % PRICE | 7.000 15.997 | 6.000 15.847 | 5.000 15.698 | 4.000 15.548 | 3.000 15.399 | 2.000 15.249 | | | | |
| 03385 | WRENCH | | EA | EA | 80 | 4 | .690 | MARKUP % PRICE | 7.000 .738 | 6.000 .731 | 5.000 .725 | 4.000 .718 | 3.000 .711 | 2.000 .704 | | | | |

Printing taxing body reports

These reports summarize all tax information (federal, state, local) that may be required by a taxing authority. They are normally printed at month end, but can be run at any time before period end. A report can be prepared two ways:

- Summary—prints one line per taxing body showing total sales, total taxable sales, and total tax charged.
- Detail—shows the same total data as the summary report, but also lists each customer and invoice number and amounts that made up the taxing body totals.

The application supports multiple taxing bodies and rates, and each order can have up to four taxes. The invoicing cycle calculates the taxes for each order based on the codes used.

Printing blanket order status report

You can print the status of all blanket orders or only a specific range of order numbers. The report is printed in order number sequence. It is normally used to release blanket order releases for shipment, as well as to review all blanket order items.

Note: If NO appears in the Release Pick List field, the picking list has been printed, but the order was not shipped.

| BLANKET ORDER STATUS REPORT | | | | | | | | | | | DATE 11/21/** | 15.02.47 | PAGE 1 | AMBSC |
|-----------------------------|-------------|----------------------|-------------------|---|------------------------------|----------|---------------------------|-------------------------|---------------------|----------------------|---------------|----------|--------|-------|
| ORDER NO. | CO-CUSTOMER | NAME/ ITEM NUMBER | RELEASE NUMBER | ITEM DESCRIPTION/ RELEASE QUANTITY DATE ORDERED | TOTAL QUANTITY SHIPPED | COMPLETE | LAST INVOICE NUMBER | LAST INVOICE DATE | TOTAL SHIP VALUE | RELEASE PICK LIST | | | | |
| C000039 | 01-01135000 | APPOLLO SUPPLY CO. | | | | | | | | | | | | |
| | | 26006-22 | | TANK 12 BY 24 INCHES | | | | | | | | | | |
| | | | 01 | 10/15/** | 10 | 10 | YES | 1497 | 10/15/** | 423.47 | NO | | | |
| | | | 02 | 11/15/** | 10 | 10 | YES | 1623 | 11/16/** | 423.47 | NO | | | |
| C000040 | 01-01670000 | R.S. AUSTIN CURP. | | | | | | | | | | | | |
| | | 03021 | | VALVE | | | | | | | | | | |
| | | | 01 | 10/07/** | 100 | 0 | NO | | | .00 | YES | | | |
| | | | 02 | 10/14/** | 100 | 0 | NO | | | .00 | NO | | | |
| | | | 03 | 11/10/** | 500 | 0 | NO | | | .00 | NO | | | |
| | | | 04 | 11/17/** | 500 | 0 | NO | | | .00 | NO | | | |
| | | | 05 | 11/24/** | 1,500 | 0 | NO | | | .00 | NO | | | |
| | | | 06 | 12/02/** | 1,300 | 0 | NO | | | .00 | NO | | | |
| *** FINAL TOTAL *** | | | ORDERS | | | | | | | | | | | |
| | | | 2 | | | | | | | | | | | |

Indicates if a picking list has been printed, but order not shipped

Printing commission worksheet

This report is printed in item number within customer within salesman sequence. It is a detailed report showing all item sales activity for the month. The report shows sales, cost, and profit information for each sale. It can include all or a range of salesmen numbers.

Printing general ledger worksheet

This report is designed as an aid to preparing the sales entry to general ledger. It is a working document that details sales by item number within company. In addition to sales and cost information, returns and allowances are shown.

Inquiries

The Order Entry and Invoicing application has an inquiry capability which permits you to determine the status of any item or customer on file—even while running another procedure at a work station.

When an inquiry request interrupts a procedure in progress, the application saves the current status, processes the inquiry request, restores the procedure, and causes it to resume processing from the point of interruption.

Customer requirements by item

This inquiry displays all the current orders for a particular customer. It shows each open order for the customer.

```

                                CUSTOMER ORDERS INQUIRY
                                AMB021 W2
CUSTOMER 1135000 COMPANY 1
NAME APPOLLO SUPPLY CO. SALESMAN 31701
ORDER  CUSTOMER P.O.  ORDER DATE  REQUEST DATE  SCHEDULE DATE  ORDER  PICK
C000022                                09/11/**  09/11/**  09/11/**  S      NO
C000021                                09/11/**  09/11/**  09/11/**  S      NO
C000020                                09/11/**  09/11/**  09/11/**  I      NO

                                --- END OF ORDERS ---

                                CK24 END OF JOB
```

Customer status

This inquiry displays basic information regarding a customer. Accounts receivable balance information is included if the Accounts Receivable application is installed.

1 Status

- A = active
- D = deleted
- S = suspended
(accept no more orders from this customer)

2 Balance-forward/open-item code

- O = open item
- B = balance forward

3 Statement code

- Y = customer gets statements
- N = no statement

4 Service charge percent if customer is to be assessed service charges.

```

CUSTOMER 1135000 COMPANY 1
NAME APPOLLO SUPPLY CO.
ADDR ATLANTA

STATE GA ZIP 30301
PHONE 404-123-7654

MEMO DUE 2,311.25
CURR CHG 600.00 30 DAY
CURR PMT 1,200.00 60 DAY
CURR ADJ 120 DAY
CURR AMT 600.00

BACKORDERS YES
PARTIAL SHIP NO
UNIT PRICE DISC. CODE
INVOICE DISCOUNT CODE 2
NO. OF OPEN ORDERS
TERMS CODE 2

TAX TAX CLASS BODY
1 FE
2 GA
3 CT
4

CUSTOMER STATUS INQUIRY
STATUS A CLASS 10
SALESMAN 31701 TERRITORY 11
BALANCE FORWARD/OPEN ITEM CODE O
STATEMENT CODE N
DATE LAST PAYMENT 07/15/**
SERVICE CHARGE CODE 0 PERCENT .015

TOTAL DUE 3,176.18
CREDIT LIMIT 6,000.00
CREDIT CODE

CK24 END OF JOB
    
```

Customer orders by item

This inquiry displays all outstanding customer orders for any inventory item.

- 1 Customer-requested shipping date
- 2 Date that item is expected to be available in Inventory (manufacturing schedule date)

| ITEM NUMBER 03011 | | CUSTOMER REQUIREMENTS BY ITEM | | | | AMB041 W2 | | |
|--------------------|---------|-------------------------------|------------|--------------|---------------|---------------|------------|------------|
| DESCRIPTION COLLAR | | WAREHOUSE 1 | | | | | | |
| | | ON HAND | ON ORDER | ALLOC-MFG | CLASS 71 | | | |
| | | | | | ALLOC-PICK | | | |
| CUSTOMER | ORDER | QUANTITY | ORDER DATE | REQUEST DATE | SCHEDULE DATE | REL# / CREDIT | ORDER TYPE | ALLO-CATED |
| 12340000 | C000045 | 30 | 09/11/** | 11/25/** | 11/25/** | | S | NO |
| 1483000 | C000044 | 75 | 09/11/** | 12/06/** | 12/06/** | | S | NO |
| 1444000 | C000043 | 25 | 09/11/** | 11/07/** | 11/07/** | | S | NO |
| 123000 | C000042 | 50 | 09/11/** | 11/14/** | 11/14/** | | S | NO |
| 1670000 | C000041 | 300 | 09/11/** | 10/12/** | 10/12/** | | S | NO |

--- END OF ORDERS ---

CK02 PAGE FORWARD
CK24 END OF JOB

Interfaces

The Order Entry and Invoicing application is the source of data for other MAPICS applications:

- If Accounts Receivable is installed, invoice and credit memo summary records are passed to Accounts Receivable. These records are used by Accounts Receivable to update the amount due for the customer invoiced. Accounts Receivable information is used for credit checking.
- If Inventory Management is installed, Order Entry and Invoicing prints a transaction register of shipped items, and posts these items into the inventory master records. OE & I also relates specific orders for items to the appropriate item inventory records.
- If Sales Analysis is installed, Order Entry and Invoicing passes information related to customer, salesman and item transactions.
- If Material Requirements Planning is installed, inventory master records are flagged when order changes have been processed; this allows MRP to review items that may need to be replanned.
- If Capacity Requirements Planning is installed, customer orders can be included optionally as work load during a planning run.
- If Forecasting is installed, Order Entry and Invoicing saves customer order booking information each period. This information is used by Forecasting to revise forecasts based on the most recent demand data.
- If Master Production Schedule Planning is installed, Order Entry and Invoicing passes information about customer orders.
- If Location/Lot Management is installed, Order Entry and Invoicing passes information about customer orders so that any customer-specified item lots can be allocated before the pick list is printed.

Inventory Management

Information flow

Figure 2-3 shows how information flows through the Inventory Management application. The numbers in the following discussion refer to that figure.

In the Inventory Management transaction and order release processing cycles, shipments, receipts, adjustments, and orders are entered into the system **1**, and the inventory transaction register, released order audit lists, and shortage reports are printed **2**.

At month end, month-to-date totals are reset, and the stock status report can be printed **3**. At year-end, year-to-date totals are reset.

On request, the item price list, stock status review, inventory analysis reports, physical inventory reports, LIFO/FIFO reports, reorder reports, order status reports, and the ABC analysis can be printed **4**.

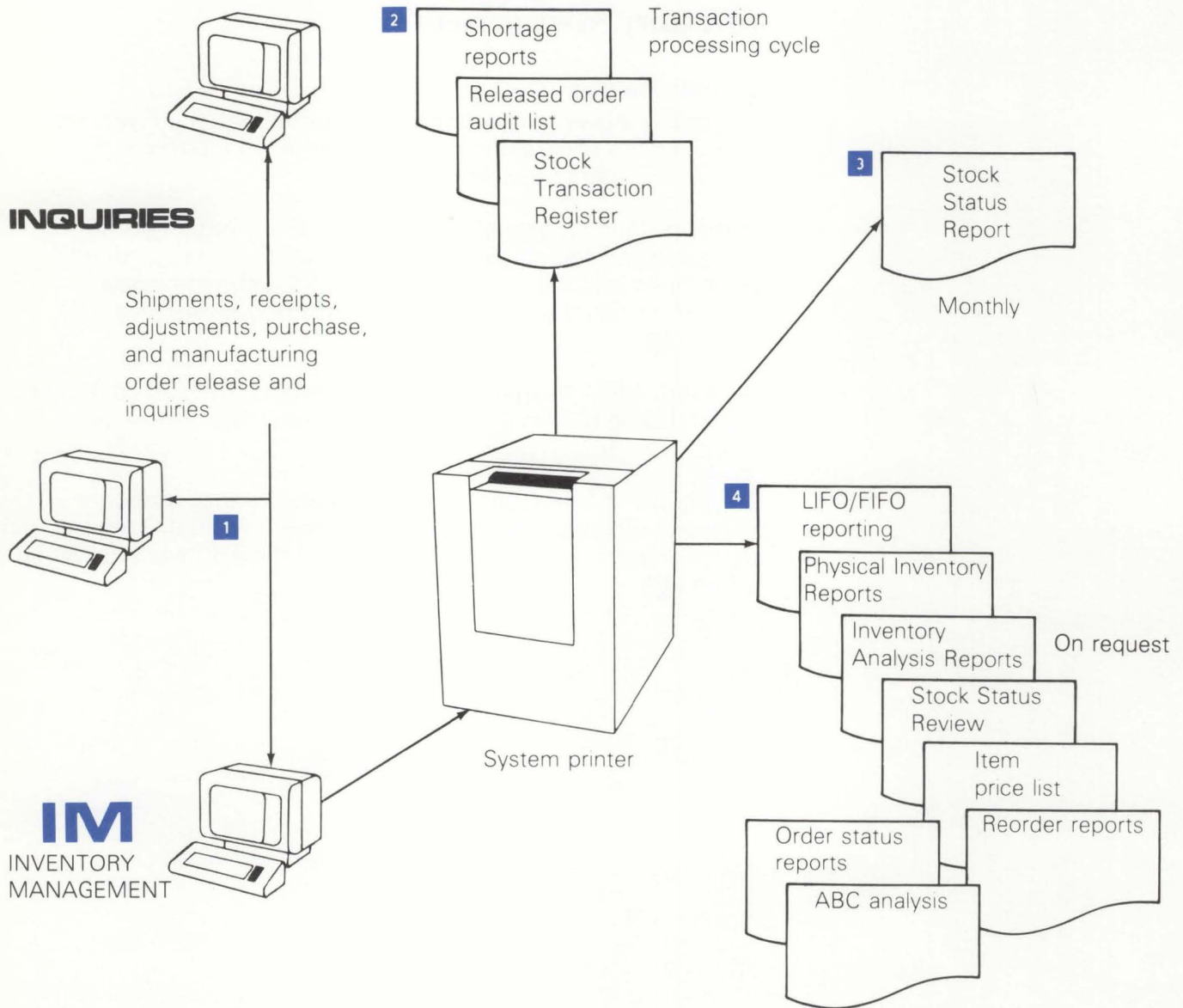


Figure 2-3. Inventory Management information flow

Application functions

Transaction processing

The Inventory Management application supports the processing of many types of inventory transactions. The transaction types and their uses are as follows:

- Cost adjustment. Recalculates the average unit cost and replaces the last unit cost.
- Average cost replace. Changes the previous average unit cost.
- Standard cost replace. Changes the standard unit cost.
- Inventory adjustment. Adjusts the quantity on hand.
- Planned issue. Processes individual component issues to manufacturing orders.
- Miscellaneous issue. Processes item issues not related to orders.
- Unplanned component issue. Simultaneously adds a component item to a manufacturing order and records the issue.
- Interwarehouse transfer. Processes the movement of items from one warehouse to another.
- Pick complete by item. Processes the issue of an item to multiple manufacturing orders.
- Pick complete by order. Processes component issue in full or in sets to a manufacturing order and records exceptions.
- Miscellaneous receipt. Processes receipts for items that do not have an open order.
- Purchase receipt to dock. Processes purchased items received at the dock.
- Purchase receipt to inspection. Processes purchased items received at inspection.
- Purchase receipt to stock. Processes purchased items received to stock.
- Production receipt. Processes end items received from production.
- Component return to stock. Processes component returns from production to stock.
- Sales shipment. Processes sales shipments if OE & I is not installed and interfacing.
- Manufacturing component scrap. Processes component items that have been scrapped on a manufacturing order.
- Manufacturing order scrap. Processes parent items that have been scrapped.
- Purchase order scrap. Processes items that have been scrapped on a purchase.
- Scrap from stock. Processes items that have been scrapped from stock.

These transactions are entered and edited individually, and when error free, the data immediately updates the inventory master files, or the update can be performed later in batch mode. A register is printed to show the transactions entered.

If an operator enters a transaction and an error is displayed which cannot be resolved immediately, the operator can allow this transaction to be entered into the system for error reporting on the transaction register. These transactions can be reentered after the errors are resolved.

Notes:

1. If the Purchasing application is installed, all purchase order related transactions will be entered, edited, and passed directly to Inventory Management.
2. If the Location/Lot Management application is installed, location and/or batch/lot data will be required information on transactions where appropriate.

Blanket order support for purchase orders

The purchase order tracking function, associated with order release, can track blanket purchase orders. One control record is entered showing total quantity ordered, then individual release records are entered which show scheduled quantities and dates.

Item costing

The Inventory Management application supports a variety of costing methods for inventory reporting. One method is standard unit costs, which are user-entered and maintained. These standards can be associated with the item master record (establishing a single standard cost for that item for all warehouses), or if you prefer, an override standard cost can be associated with each item/warehouse combination.

The average cost field is automatically recalculated when a costed receipt transaction is processed.

The system also retains the last cost incurred on an item. This provides the replacement cost based on the latest activity for that item. The cost is automatically updated by each costed receipt transaction processed.

If the cost is not known or not entered at the time an inventory receipt transaction is processed, transactions are available to allow adjustments to the average and last costs. The Accounts Payable application can create these transactions from vendor invoice data.

Although all three cost fields are available for each item, you are asked to specify which costing technique (standard, average, or last) is to be used for your inventory. The selected technique is used for costing of issue, sale, and other transactions, and for reports showing costs.

Note: If the Order Entry and Invoicing application is installed, it also uses the selected primary method for costing of invoice sales items. Regardless of the selected method, the other techniques are maintained as secondary or comparative costs.

Inventory valuation

You can elect during system tailoring to support either LIFO or FIFO or both methods to value your inventory. If you select these options, the application saves all receipt and cost adjustment transactions. You can purge transactions based on your individual requirements (that is, if on annualized LIFO, purge once a year).

The transaction files are sequenced by item number, warehouse, and either ascending (LIFO) or descending (FIFO) date sequence. Transaction quantities are matched against the on-hand balance of the item record. The value is determined by summing the transaction amounts for all receipt transactions whose quantities are part of the current quantity on-hand balance. You may list transaction quantities which are to be purged from the file.

You should consult with your auditor on the use of this LIFO/FIFO method to determine whether it satisfies the requirements of all applicable taxing authorities.

Multiple warehouse support

The Inventory Management application tracks inventory stock in up to 35 warehouses. Descriptive item data, such as item descriptions, prices, and tax codes, is in the item master record, and there is one item balance record for each unique item number/warehouse number combination. The number of warehouses may vary by item.

In addition, you can specify one warehouse as the "central" warehouse for use with Material Requirements Planning and Master Production Schedule Planning. The central warehouse contains the balances used by the Material Requirements Planning and the Master Production Schedule Planning applications.

Note: MRP and MPSP use the inventory balances from the "central" warehouse only; these applications ignore balances in other warehouses.

Shortage checking

If desired, shortage checking can be performed at the time inventory receipt transactions are entered. Open customer orders and manufacturing orders using the received item are displayed.

The operation where the item is first used is shown to help in dispatching the item where it is needed.

| DATE 01/13/** | | INVENTORY TRANSACTIONS | | | | ENTER | AMI3028E WO |
|---------------|-------------------------|----------------------------|------|-------|----------|----------|-------------|
| | | DISPATCH MATERIALS INQUIRY | | | | | |
| ITEM NUMBER | WHSE | WHS LOC | QTY | RCVD | ORD RCVD | | |
| 03021 | 1 | Y1448 | | 100 | P001203 | | |
| ----- | | | | | | | |
| | | PURCHASE RECEIPT | | QTY | QTY | REQ'D | OPER |
| ORDER NO. | CUSTOMER OR ITEM NUMBER | WHSE | PLNR | REQ'D | SHORT | DATE | W/U |
| C001203 | 0100895100 | 1 | 45 | 3 | | 3 0104** | SALES |
| C001140 | 01000058000 | 1 | 01 | 12 | | 2 1226** | SALES |
| M000500 | 99237-RM | 1 | 901 | 8 | | 6 0119** | 0120 |
| M000420 | 99001 | 1 | 850 | 1 | | 1 0115** | 0040 |
| M000390 | 99238-RM | 1 | 901 | 6 | | 1 0114** | 0080 |
| *** END | | | | | | | |
| ----- | | | | | | | |
| CK14 RETURN | | | | | | | |

Physical inventory

Physical inventory is usually taken periodically. On request, the Inventory Management application prints a physical inventory list that serves as a turnaround document for warehouse personnel to record the actual counts. The list includes item number, warehouse, warehouse location, item description, unit of measure and, if desired, the current on-hand balance.

Several methods are available for selecting the items to be counted:

- All items or a range of item numbers
- By item class
- By warehouse
- By processing logic which occurs in one of four ways:
 - By a code in the item balance record that implies cycle count based on time (1 = monthly, 2 = quarterly, 3 = semiannually)
 - By detecting when a transaction causes a negative on-hand condition. The item is flagged for cycle counting.
 - By comparing the count of inventory transactions for an item to a manually entered number (for example, count after every 100 transactions)
 - By a scheduled "Date of Next Count" field in the item balance record. When a purchase or manufacturing order is placed for an item, the order due date is placed in this field. Physical counts can thus be taken before order receipt; therefore, counts should take place when the quantity on hand is at a low level. The date field can also be manually entered and maintained.

From the turnaround documents, the operator can enter the actual count data into the system. A report is printed showing the variance between the counted quantity and the quantity stored in the computer file. After verifying the counts, the operator can modify the entries at a work station. A register is printed providing an audit trail of all adjustments to the on-hand balance.

Purchase and manufacturing order release

This function records both purchase orders and manufacturing orders. The purchase orders released are available for tracking to help you stay aware of your current outstanding orders. Control of these orders aids you in preventing overdue situations which can cause component shortages on manufacturing orders. If the Purchasing application is installed, purchase order release information is passed to Inventory Management.

Note: Purchase order forms are printed by the Purchasing application.

During the release of manufacturing orders, order shortage and item shortage reports can be printed showing the items for which insufficient material is available to fill the order. An "order set" of system data records is created to be used to edit order transactions and track order status. If Location/Lot Management is installed, allocation to location or batch/lot can be done anytime before pick lists are printed. Shop packets (including picking lists) can be printed for released orders.

During entry of manufacturing orders, component availability can be checked as the order is entered. The order quantity can be changed and component availability redisplayed.

Note: If Location/Lot Management is installed, once an order has been released, the Location/Lot Management allocation system can be used to allocate material at a particular location, specific material lots, or a combination to a manufacturing order.

Offline diskette support

The Inventory Management application is designed to operate in an interactive mode for transaction processing. However, during peak load requirements or to provide for maintenance of off-site inventories, transactions can be recorded offline on a diskette.

Transactions entered from diskette are processed in a batch environment. The diskette data is transferred to the IBM System/36 and a batch edit is performed. Error correction can be handled either offline or through a work station. The batch of transactions can then be released for updating the master files.

The diskette entry function provides the same transaction capability as the interactive transaction processing with two exceptions: no provision is made for entering the pick complete by item transactions or those transactions associated with the Purchase and Manufacturing Order Release function, and master file maintenance must be carried out at a work station terminal.

Operations

All operations for the Inventory Management application start with the Main Menu. This menu approach provides considerable flexibility in selecting the job to be performed.

Because of the number of functions performed by Inventory Management, second-level menus are used. For example, the operator selects reports from the Main Menu, and a second-level menu appears so the operator can select the desired report.

```
COMMAND                                MENU: AMIM00                                X6
                                         I N V E N T O R Y   M A N A G E M E N T
                                         M A I N   M E N U
                                         1  I N Q U I R Y
                                         2  R E P O R T S
                                         3  T R A N S A C T I O N   P R O C E S S I N G
                                         4  O R D E R   R E L E A S E   A N D   C L O S E O U T   -   P . O . / M F G .
                                         5  P H Y S I C A L   I N V E N T O R Y
                                         6  P E R I O D   C L O S I N G   A C T I V I T Y
                                         7  F I L E   M A I N T E N A N C E
                                         8  R E T U R N   T O   A P P L I C A T I O N   S E L E C T I O N   M E N U

                                         Ready for option number or command
```

The optional security code feature interacts with the menu and subsequent operations to ensure only those individuals designated to have access to specific data and operations are permitted to continue processing.

Entering transactions and updating the inventory files

The Inventory Management application processes many types of transactions. Transactions entered are edited against the master files, and if no errors are found, the master files can be updated immediately to reflect the latest transactions. If an operator enters a transaction which is determined to be invalid (for example, the item number is not on the file), the error is displayed immediately. If the operator cannot correct the error, the system can save the erroneous transaction for later printing on an error log, thus ensuring that all transactions are recorded and processed. This method of entry allows the operator to efficiently enter large volumes of transactions, while master files reflect the most current activity.

For most transactions, up to four of the same type can be entered on a single display to provide operator efficiency.

Ease of use has also been designed into complex transactions. For example, entry by exception is incorporated into several transaction types. The following display shows how component planned issue transactions can be entered. The display allows the operator to view the required components for the manufacturing order and enter exception quantities when the actual picked quantity differs from the expected pick quantity (pending issues).

- 1 End item being manufactured.
- 2 Pick extension quantity. Used if the components are picked in sets; that is, the pick is made for one day's production, not for the entire order quantity.
- 3 Quantity of end item yet to be completed on the order.
- 4 Calculated issue quantity (pick quantity x quantity per). Can be changed by the operator.

| DATE 01/05/** | | INVENTORY TRANSACTION | | | | | ENTER | | AM13D14E W0 | |
|---------------------|-----------------------|-----------------------|------------|-----------|---------|-------------------|-----------|----------------|----------------|--|
| ORDER | | PICK COMPLETE BY | ORDER (PC) | COMPONENT | ITEM | ISSUES | | | | |
| ORDER | ITEM NUMBER | WHSE | PICK QTY | OPEN QTY | STATUS | | | | | |
| M001200 | 26006-22 | 1 | 10 | 50 | 40 | | | | | |
| LINE NO. | COMPONENT ITEM NUMBER | WHSE | WHSE LOC | SEQ. NO. | QTY PER | U/M | QTY REQ'D | ISSUED TO-DATE | PENDING ISSUES | |
| 1 | 03426-C | 1 | AX-12 | 1001 | 12.000 | EA | 600 | 240 | 120 | |
| 2 | 27006-20 | 1 | Y0981 | 1002 | 1.000 | EA | 50 | 20 | 10 | |
| 3 | 27006-90 | 1 | L8756 | 1003 | 10.000 | EA | 500 | 200 | 100 | |
| 4 | 03021 | 1 | P6210 | 1010 | 2.000 | EA | 100 | 20 | 20 | |
| 5 | 03385 | 1 | YARD | 1012 | 1.000 | EA | 50 | 10 | 10 | |
| 6 | 03398 | 1 | T6213 | 1013 | 4.000 | EA | 200 | 80 | 40 | |
| 7 | 03021 | 1 | P6210 | 1020 | 2.000 | EA | 100 | 20 | 20 | |
| 8 | 99756-RM | 1 | YARD | 1021 | 1.000 | EA | 50 | 20 | 10 | |
| ... MORE | | | | | | | | | | |
| ENTER EXCEPTIONS: | | | | | | | | | | |
| LINE NO. 3 | | QTY PICKED | | 95 | | CK02 PAGE FORWARD | | | | |
| CK03 PAGE BACKWARD | | | | | | | | | | |
| CK06 IGNORE CHANGES | | | | | | | | | | |
| CK08 ACCEPT CHANGES | | | | | | | | | | |

Printing the inventory transaction register

The Inventory Transaction Register is an audit trail of those transactions posted to the master files. It can be run at any time and prints the transactions from all data entry batches not previously printed. Exception conditions, such as over receipt of an item, are flagged.

| GATEWAY MFG. CO | | INVENTORY TRANSACTION REGISTER | | | | | | DATE 01/12/** | | TIME 14.21.11 | PAGE 1 | AMV36 | |
|---------------------------------------|-------------|--------------------------------|--------------|-------------|------------------|------------------|--------------|------------------|----------------------|---------------|------------------|---------------|-------|
| ORDER NUMBER | ITEM NUMBER | -WHSE- NO | OLD / NEW TR | DESCRIPTION | TRANSACTION TYPE | TRANSACTION CODE | REV | BCH NO. | WS ID | | | | |
| BLKT REFERENCE | VENDOR NO. | SEQ. NO. | COMP. CD. | REASON | TRANS QTY | U/ /M | TRANS AMOUNT | OLD/NEW STD COST | VALUE CHNG/ VARIANCE | ON-HAND | OLD/NEW ON-ORDER | BALANCE ALLOC | AVAIL |
| M000500 | 03021 | | | 1 | 12/10/** | VALVE | | | | | | | |
| | 1012 | | | | 01/11/** | 6 EA | 60.0000 | 10.0000 | 60.00- | 8 | 012 W4 | 6 | 52 |
| | | | | | | | | | 0.00 | 2 | 50 | 0 | 52 |
| F000040 | 02892 | | | | 01/01/** | LOCK CLIP | | | | | | | |
| 02 | 026521 | | | C | 01/10/** | 100 EA | 125.0000 | 1.2500 | 125.00 | 5 | 012 W4 | 10 | 85 |
| | | | | | | | | 1.2500 | 0.00 | 105 | 90 | 10 | 95 |
| W AM-3320 ITEM HAS BEEN OVER RECEIVED | | | | | | | | | | | | | |
| P005620 | 03905 | | | 1 | 11/11/** | COLLAR | | | | | | | |
| 02 | 056001 | | | | 01/11/** | 200 EA | 0.0000 | 10.5000 | 0.00 | 10 | 012 W4 | 12 | 198 |
| REF-AL W. | | | | | | | | 10.5000 | 0.00 | 10 | 200 | 12 | 198 |
| M000680 | 0342B | | | 1 | 01/10/** | STAND | | | | | | | |
| REF-01520X | | | | | 01/10/** | 5 EA | 600.0000 | 120.0000 | 600.00 | 0 | 012 W4 | 0 | 5 |
| | | | | | | | | 120.0000 | 0.00 | 5 | 5 | 0 | 5 |
| | 06014 | | | 1 | 10/10/** | NUT 3/8 HEX | | | | | | | |
| QC SAMPLE | | | | | 01/12/** | 5 PC | 10.5000 | 2.1000 | 10.50- | 2000 | 012 W4 | 0 | 2000 |
| | | | | | | | | 2.1000 | 0.00 | 1995 | 0 | 50 | 1995 |
| | 04632 | | | 1 | 01/11/** | WASHER | | | | | | | |
| | | | | | 01/11/** | 5000 EA | 2450.0000- | .4900 | 2450.00 | 100 | 012 W4 | 0 | 100 |
| | | | | | | | | .4900 | 0.00 | 5100 | 0 | 0 | 5100 |
| C001503 | 27002-01 | | | 1 | 01/11/** | ADAPTER PLATE | | | | | | | |
| | | | | | 01/12/** | 12 PL | 144.0000 | 12.0000 | 144.00- | 65 | 012 W5 | 0 | 165 |
| CUST PK UP | | | | | | SALES AMOUNT | 568.2200 | 12.0000 | 0.00 | 53 | 100 | 0 | 153 |
| | 27000-02 | | | 1 | 04/21/** | COMPRESSOR | | | | | | | |
| BREAKAGE | | | | BR | 01/11/** | 1 EA | 189.7800- | 189.7800 | 189.78- | 8 | 012 W9 | 0 | 8 |
| | | | | | | | | 189.7800 | 0.00 | 7 | 0 | 0 | 7 |
| TOTAL QUANTITY | | | | | | 5.329 | | | | | | | |
| TOTAL AMOUNT | | | | | | | 0.0000 | | | | | | |
| TOTAL TRANSACTIONS | | | | | | | 8 | | | | | | |

Purchasing and manufacturing order entry/release

This function allows user departments to enter order information into the Inventory Management application for manufacturing and purchase orders. On-order quantities are reflected in the calculation of available inventory. Although the actual purchase order forms are not printed by Inventory Management, an audit trail showing release date, due date, vendor, item number, and quantity is produced. Blanket purchase orders (standing orders with multiple release dates) are handled, as well as single purchase orders.

For manufacturing orders, the procedure varies somewhat. The audit trail still shows the item number, due date, and quantity. Also, component shortages are identified and printed. A material picking list is produced showing the necessary components.

Purchase order release

Purchase order tracking is accomplished by using the display shown here for entering the order information.

Note: Inventory Management tracks purchase orders. The Purchasing application performs additional purchasing-related functions, including the actual creation and printing of the purchase order.

| | | | | | |
|---------------|------------------------|-------------------------|----------|-------------------|----------|
| DATE 12/11/** | ORDER ENTRY - PURCHASE | ENTER | AMI4B2 | W1 | |
| ORDER NO | ITEM NUMBER | WH QUANTITY FOLLOW DATE | DUE DATE | REFERENCE | CUST JOB |
| P018066 | 03385 | 1 3000 0112** | 0115** | | |
| BLNKT | PLANR | ITEM DESCRIPTION | VENDOR | VENDOR CATALOG NO | STK LOC |
| | 901 | WRENCH | 072303 | WR-BE-3/8 | P110 |

CK03 PAGE BACKWARD
CK19 RETURN TO SELECT
CK24 DISPLAY STATUS

Blanket purchase orders can be entered, with all or a portion of the detail about releases against the order. The additional release information can be entered later, as release dates and quantities become firm. The system creates records in the open order files, so it can edit future transactions and track the status of each phased release.

If the Material Requirements Planning application is installed, order release may be started using displays in the Material Requirements Planning application, and the same records are created and the same audit listing produced as if Inventory Management were used alone.

Manufacturing order entry: For manufacturing orders, the user may want to enter the component materials to be used to make this order. If the Product Data Management application is installed, this information can be automatically copied from the product structure file.

A pre-release component availability check can be made. The order can be rejected, released with shortages, or released with a reduced order quantity.

1 Order quantity can be changed and component availability redisplayed.

2 Shows components already allocated for orders ready for release.

3 Shows components allocated to released manufacturing orders and open customer orders.

4 Component shortages are highlighted.

```

DATE 12/29/**          ORDER ENTRY - COMPONENT AVAILABILITY ENTER          AMI4A4A W4
ORDER NO  ITEM NUMBER  WH QUANTITY  START DATE  DUE DATE  REFERENCE  CUST JOB
MOG0070  27005-A           1 50        0103**     0117**     SPEC. 41A

B/M  RTG  PLANR  ITEM DESCRIPTION  ENG DRAWING  STK LOC  PRI
NOW  YES  90001  PUMPING UNIT      AX00400                2

S-NUMBER

COMPONENT ITEM      I/T  REQUIRED  AVAIL TO  PENDING  MFG/CUS  ON HAND  TOTAL
                ALLOCATE  MFG ALLOC  ALLOC    ON HAND  ON ORDER
27000-02      4      50      1201      300      100      1601      0
27001-01      4      50      43        100      0        143      200
27002-01      4     100     250        0        0        250      50
27003-20      4      50      99         8        12       119     120
33400-A       4      50      75         5        10        90      0

... END

CK02 PAGE FORWARD
CK03 PAGE BACKWARD
CK08 ACCEPT ORDER
CK09 REJECT ORDER

```

Manufacturing order release: The system creates material allocation records in the Open Order Material Detail file, which is used to allocate material for each released shop order. This feature is important, because it ensures that material requirements are known and identified until the components are withdrawn from stock. The total quantity allocated is stored in the balance record for each component item.

Orders which have shortages can be printed on the Order Shortage Report.

| GATEWAY MFG CO | | ORDER SHORTAGE REPORT | | | | DATE 12/11/** | TIME 19.52.59 | PAGE 1 | AMT4W1 |
|--------------------|----------|-----------------------|-----------------------|---------|------------|---------------|---------------|---------------|--------|
| ORDER | ITEM | WHS | DESCRIPTION | PLANNER | START DATE | DUE DATE | REQ QTY | | |
| M000170 | 26006-20 | 1 | TANK 8 BY 12 INCHES | 901 | 11/07/** | 12/17/** | 2,000 | 2 | |
| - COMPONENT | - | - | DESCRIPTION | - | REQ DATE | REQ QTY | ALL ORDERS | COMPLETE ONLY | |
| 03426 | | | TUBE 8 IN DIA | | 11/07/** | 2,000 | 1,900 | SHORT | |
| 27006-00 | | | TANK TOP 8 INCHES | | 11/07/** | 2,000 | 1,784 | SHORT | |
| 27006-70 | | | TANK BOTTOM 8 INCHES | | 11/07/** | 2,000 | 1,791 | SHORT | |
| ORDER | ITEM | WHS | DESCRIPTION | PLANNER | START DATE | DUE DATE | REQ QTY | | |
| M000180 | 26006-21 | 1 | TANK 10 BY 18 INCHES | 901 | 11/01/** | 12/16/** | 1,500 | | |
| - COMPONENT | - | - | DESCRIPTION | - | REQ DATE | REQ QTY | ALL ORDERS | COMPLETE ONLY | |
| 03426-B | | | TUBE 10 IN DIA | | 11/01/** | 1,500 | 1,450 | SHORT | |
| 27006-10 | | | TANK TOP 10 INCHES | | 11/01/** | 1,500 | 1,392 | SHORT | |
| 27006-80 | | | TANK BOTTOM 10 INCH | | 11/01/** | 1,500 | 1,393 | SHORT | |
| ORDER | ITEM | WHS | DESCRIPTION | PLANNER | START DATE | DUE DATE | REQ QTY | | |
| M000190 | 26006-22 | 1 | TANK 12 BY 24 INCHES | 901 | 11/14/** | 12/24/** | 1,000 | | |
| - COMPONENT | - | - | DESCRIPTION | - | REQ DATE | REQ QTY | ALL ORDERS | COMPLETE ONLY | |
| 03426-C | | | TUBE 12 IN DIA | | 11/14/** | 1,000 | 950 | SHORT | |
| 27006-20 | | | TANK TOP 12 INCHES | | 11/14/** | 1,000 | 901 | SHORT | |
| 27006-90 | | | TANK BOTTOM 12 INCHES | | 11/14/** | 1,000 | 890 | SHORT | |
| 27006-90 | | | TANK BOTTOM 12 INCHES | | 11/14/** | 1,000 | 1,000 | SHORT | |
| ORDER | ITEM | WHS | DESCRIPTION | PLANNER | START DATE | DUE DATE | REQ QTY | | |
| M000200 | 27003-20 | 1 | PUMP ASSEMBLY | 902 | 11/18/** | 12/23/** | 250 | | |
| - COMPONENT | - | - | DESCRIPTION | - | REQ DATE | REQ QTY | ALL ORDERS | COMPLETE ONLY | |
| 03904-A | | | PUMP SHAFT ASSEMBLY | | 11/18/** | 250 | 100 | SHORT | |
| 02892 | | | LOCK CLIP | | 11/18/** | 250 | | | |
| 03010 | | | PLATE | | 11/18/** | 250 | | | |
| 03011 | | | THROW-OFF COLLAR | | 11/18/** | 250 | | | |
| 03012 | | | SPRING | | 11/18/** | 250 | | | |
| 03025 | | | PUMP HOUSING ASSEMBLY | | 11/18/** | 250 | | | |
| 03370 | | | MOTOR | | 11/18/** | 250 | | | |
| 03901 | | | SET SCREW | | 11/18/** | 250 | | | |
| 03903 | | | IMPELLER | | 11/18/** | 250 | | | |
| 03905 | | | WEAR COLLAR | | 11/18/** | 250 | | | |
| 34140-A | | | CLAMP WITH NUT | | 11/18/** | 250 | | | |
| 4 ORDERS ON REPORT | | | | | | | | | |

- 1 Component requirements
- 2 Order quantity
- 3 Quantity on hand minus manufacturing and customer allocations (manufacturing allocations include the required quantity for this order)
- 4 Allocated quantity exceeds on-hand quantity.

Item shortage report: A material shortage report can also be printed showing each component item that is short and all orders affected by the shortage. This report is especially useful in helping a material planner resolve conflicting shortages.

If the Production Control and Costing application is installed, the manufacturing routing and miscellaneous cost records can be entered through the work station. If Product Data Management is also installed, the routing records can be automatically copied from the Routing file. The shop packets, containing the picking lists, and if Production Control and Costing is installed, the manufacturing operations sheets (routings), may be printed either at order release or at a later time.

| GATEWAY MFG CO | | ITEM SHORTAGE REPORT | | | | DATE 12/11/** | TIME 19:52:28 | PAGE 1 | AMI4Q1 |
|--------------------|----------|-----------------------|-------|----------|------------------------|---------------|---------------|------------|------------|
| - COMPONENT | - WHS - | DESCRIPTION | - TYP | PLANNER | ON HAND | ALLOCATED | PICK REQ | PUR ORDERS | MFG ORDERS |
| 02892 | 1 | LOCK CLIP | 4 | 907 | 5,000 | 0 | 0 | 0 | 0 |
| ORDER | ITEM | DESCRIPTION | | REQ DATE | DUE DATE | REQ QTY | | REMAINING | |
| M000200 | 27003-20 | PUMP ASSEMBLY | | 11/18/** | 12/23/** | 250 | | 4,750 | |
| - COMPONENT | - WHS - | DESCRIPTION | - TYP | PLANNER | ON HAND | ALLOCATED | PICK REQ | PUR ORDERS | MFG ORDERS |
| 03010 | 1 | PLATE | 4 | 907 | 7,266 | 0 | 0 | 0 | 0 |
| ORDER | ITEM | DESCRIPTION | | REQ DATE | DUE DATE | REQ QTY | | REMAINING | |
| M000200 | 27003-20 | PUMP ASSEMBLY | | 11/18/** | 12/23/** | 250 | | 7,016 | |
| - COMPONENT | - WHS - | DESCRIPTION | - TYP | PLANNER | ON HAND | ALLOCATED | PICK REQ | PUR ORDERS | MFG ORDERS |
| 03011 | 1 | THROW-OFF COLLAR | 4 | 907 | 15,643 | 0 | 0 | 0 | 0 |
| ORDER | ITEM | DESCRIPTION | | REQ DATE | DUE DATE | REQ QTY | | REMAINING | |
| M000200 | 27003-20 | PUMP ASSEMBLY | | 11/18/** | 12/23/** | 250 | | 15,393 | |
| ----- | | | | | | | | | |
| - COMPONENT | - WHS - | DESCRIPTION | - TYP | PLANNER | ON HAND | ALLOCATED | PICK REQ | PUR ORDERS | MFG ORDERS |
| 27006-70 | 1 | TANK BOTTOM 8 INCHES | 2 | 905 | 209 | 0 | 0 | 0 | 0 |
| ORDER | ITEM | DESCRIPTION | | REQ DATE | DUE DATE | REQ QTY | | REMAINING | |
| M000170 | 26006-20 | TANK 8 BY 12 INCHES | | 11/07/** | 12/17/** | 2,000 | | 1,791- | SHORT *** |
| - COMPONENT | - WHS - | DESCRIPTION | - TYP | PLANNER | ON HAND | ALLOCATED | PICK REQ | PUR ORDERS | MFG ORDERS |
| 27006-80 | 1 | TANK BOTTOM 10 INCH | 2 | 905 | 107 | 0 | 0 | 0 | 0 |
| ORDER | ITEM | DESCRIPTION | | REQ DATE | DUE DATE | REQ QTY | | REMAINING | |
| M000180 | 26006-21 | TANK 10 BY 18 INCHES | | 11/01/** | 12/16/** | 1,500 | | 1,393- | SHORT *** |
| - COMPONENT | - WHS - | DESCRIPTION | - TYP | PLANNER | ON HAND | ALLOCATED | PICK REQ | PUR ORDERS | MFG ORDERS |
| 27006-90 | 1 | TANK BOTTOM 12 INCHES | 2 | 905 | 110 | 0 | 0 | 0 | 0 |
| ORDER | ITEM | DESCRIPTION | | REQ DATE | DUE DATE | REQ QTY | | REMAINING | |
| M000190 | 26006-22 | TANK 12 BY 24 INCHES | | 11/14/** | 12/24/** | 1,000 | | 890- | SHORT *** |
| M000190 | 26006-22 | TANK 12 BY 24 INCHES | | 11/14/** | 12/24/** | 1,000 | | 1,890- | SHORT *** |
| - COMPONENT | - WHS - | DESCRIPTION | - TYP | PLANNER | ON HAND | ALLOCATED | PICK REQ | PUR ORDERS | MFG ORDERS |
| 34140-A | 1 | CLAMP WITH NUT | 4 | 907 | 7,432 | 0 | 0 | 0 | 0 |
| ORDER | ITEM | DESCRIPTION | | REQ DATE | DUE DATE | REQ QTY | | REMAINING | |
| M000200 | 27003-20 | PUMP ASSEMBLY | | 11/18/** | 12/23/** | 250 | | 7,182 | |
| ----- | | | | | | | | | |
| 20 ITEMS ON REPORT | | | | | 10 ITEMS WITH SHORTAGE | | | | |

Final assembly order release: This release is similar to normal order release with the following exceptions. It is used to release final assembly manufacturing orders for products which have standard options. The Product Data Management application must be installed before this function can be used. In addition to the data entered in the first step of normal order release, the user enters the "S-number" to select the product options. The system then uses the bill of material to generate material allocation records and prints picking lists according to the set of options specified by the "S-number."

If the Order Entry and Invoicing application is installed, the user can enter the sales order number, and the system generates a final assembly order for each line item in that sales order which has an option selection number.

Data Collection System Support considerations: If the Data Collection System Support application is installed and if you elected to use the turnaround file, the system creates turnaround records for materials and operations. These detailed records contain a unique eight-digit number, which is system generated, that relates the turnaround record to the material and operation detail records in the open order files. These turnaround numbers are printed in the shop packet to simplify entry of transactions through the IBM 5230 Data Collection System.

Printing the stock status report

You can print the stock status report during the period-end closing cycle or the stock status review any time during the period. The stock status reports are a summary of inventory activity for the period, sequenced by item number or item number within item class.

The report can be printed showing all or selected warehouses, items, or item classes.

| GATEWAY MFG LMS | | PERIOD END INVENTORY STOCK STATUS | | | | | | | DATE 4/09/** | TIME 15.25.50 | PAGE 1 | AMI6C |
|-----------------------------|---------------|-----------------------------------|------------------|-------------------------|-------------|-------------|--------------|------------|--------------|----------------------|--------------|------------|
| 1 SEQUENCE BY ITEM | | | | | | | | | | | | |
| ITEMS FROM 02892 TO 03385 | | | | | | | | | | | | |
| ITEM CLASS | ITEM NUMBER | ITEM TYPE | ITEM DESCRIPTION | STR PK1 U/M | STR PK2 U/M | QTY ON-HAND | QTY ON-ORDER | QTY ALLOC. | QTY AVAIL. | 3 STANDARD UNIT COST | ON HAND COST | BASE PRICE |
| WHSE NO. | VENDOR NUMBER | BEGIN BAL | ISS/SALE | PERIOD TO DATE RECEIPTS | ADJ. | QTY ON-HAND | QTY ON-ORDER | QTY ALLOC. | QTY AVAIL. | STANDARD UNIT COST | ON HAND COST | BASE PRICE |
| 80 | 02892 | | 4 | LOCK CLIP | | EA EA | | | | | | |
| 1 | 012893 | 6674 | 0 | 0 | 0 | 6674 | 0 | 0 | 6674 | .0100 | 66.7400 | 12.820 |
| 70 | 03010 | | 4 | PLATE | | EA EA | | | | | | |
| 1 | 036657 | 3200 | 0 | 0 | 0 | 3200 | 0 | 0 | 3200 | .1500 | 480.0000 | 8.975 |
| 70 | 03011 | | 4 | THROW-OFF COLLAR | | EA EA | | | | | | |
| 1 | 078444 | 2481 | 0 | 0 | 0 | 2481 | 0 | 0 | 2481 | .5500 | 1,364.5500 | 5.660 |
| 84 | 03012 | | 4 | SPRING | | EA EA | | | | | | |
| 1 | 078444 | 1618 | 0 | 0 | 0 | 1618 | 0 | 12 | 1606 | .0100 | 16.1800 | 6.500 |
| 80 | 03021 | | 4 | VALVE | | EA EA | | | | | | |
| 1 | 030716 | 2607 | 0 | 0 | 0 | 2607 | 542 | 0 | 3156 | .2500 | 651.7500 | 5.680 |
| 80 | 03023 | | 4 | DISCHARGE FERRULE | | EA EA | | | | | | |
| 1 | 030716 | 2203 | 0 | 0 | 0 | 2203 | 0 | 550 | 1653 | .1500 | 330.4500 | 6.870 |
| 50 | 03024 | | 2 | SHELL | | EA EA | | | | | | |
| 1 | | 588 | 0 | 0 | 0 | 588 | 25 | 530 | 83 | 7.1010 | 4,175.3880 | 80.000 |
| 20 | 03025 | | 1 | PUMP HOUSING ASSEMBLY | | EA EA | | | | | | |
| 1 | | 5002 | 0 | 0 | 0 | 5002 | 548 | 800 | 4750 | 7.9635 | 39,833.4270 | 68.700 |
| 70 | 03370 | | 4 | MOTOR | | EA EA | | | | | | |
| 1 | 054480 | 300 | 0 | 0 | 0 | 300 | 0 | 65 | 235 | 9.9500 | 2,985.0000 | 14.950 |
| 80 | 03385 | | 4 | WRENCH | | EA EA | | | | | | |
| 1 | 072303 | 100 | 0 | 0 | 0 | 20 | 1123 | 0 | 1143 | .3500 | 7.0000 | .690 |
| 2 | 072303 | 100 | 0 | 0 | 0 | 100 | 0 | 0 | 100 | .3500 * | 35.0000 | .690 |
| | ITEM TOTAL | 0 | 0 | 0 | 0 | 120 | 1123 | 0 | 1243 | | 42.0000 | |
| * - UNIT COST DEFAULT TAKEN | | | | | | | | | | REPORT TOTAL | 49,945.49 | |

- 1 Report sequence selection
- 2 Report content selection
- 3 Can be standard, average, or last cost.

Month-end closing activity

At month-end closing, current-period fields in the master files are set to zero for the start of a new period. A stock status report should be run as part of closing activity so that an audit trail is available reflecting current-period activity.

Printing key management reports

The inventory analysis report can be run in several sequences and in two formats to provide inventory and financial information. The following fields can be used both to sequence the report and to select items to be printed.

- Item number
- Vendor number
- Date of last use
- Profit amount
- Profit percent
- On-hand cost

In addition to the various sequences available, the operating personnel can request the information in either financial format (dollar values) or stock movement format (quantity values).

Analysis of your high-investment items in terms of stock and dollar flow can lead to reduced handling and better use of storage space. Obsolescence costs can be reduced by spotting trends before large supplies of an item are accumulated.

How much to order

When to order

| GATEWAY MFG CO | | INVENTORY ANALYSIS REPORT - STOCK MOVEMENT | | | | | | | DATE 12/11/88 | TIME 8:39:49 | PAGE 1 | AM12K2 | |
|----------------------------------|----------------------|--|---------------|-----|-------------------|----------------------|---------------|--------|---------------|--------------|--------------|-------------|----------|
| SEQUENCE BY ITEM NUMBER | | | | | | | | | | | | | |
| ITEM NUMBERS FROM 26006 TO 27006 | | | | | | | | | | | | | |
| RANK | ITEM NUMBER | WH NO. | VENDOR NUMBER | U/M | DATE OF LAST SALE | ESTIMATED ANNUAL USE | AVERAGE USE | E.O.Q. | ORDER POINT | PTD ISSUES | PTD RECEIPTS | PTD ADJUSTS | PTD USED |
| | ITEM DESCRIPTION | | | | DATE OF LAST USE | AVERAGE TURNOVER | AVERAGE LEVEL | | | YTD ISSUES | | | YTD USED |
| 1 | 26006-20 | A | | | 0/00/00 | .00 | 0 | 0 | 0 | 0 | 0 | 0 | 0 |
| | TANK 8 BY 12 INCHES | | | | 0/00/00 | .0 | 0 | | | 0 | 0 | 0 | 0 |
| 2 | 26006-20 | B | | | 0/00/00 | .00 | 0 | 0 | 0 | 0 | 0 | 0 | 0 |
| | TANK 8 BY 12 INCHES | | | | 0/00/00 | .0 | 0 | | | 0 | 0 | 0 | 0 |
| 3 | 26006-20 | 1 | | | 0/00/00 | 2268.00 | 174 | 456 | 402 | 1,500 | 1,589 | 0 | 1,575 |
| | TANK 8 BY 12 INCHES | | | | 0/00/00 | 24.5 | 92 | | | 1,000 | | | 1,890 |
| 4 | 26006-21 | 1 | | | 0/00/00 | 1322.64 | 102 | 273 | 210 | 875 | 905 | 0 | 919 |
| | TANK 10 BY 18 INCHES | | | | 0/00/00 | 15.4 | 86 | | | 10,500 | | | 11,022 |
| 5 | 26006-22 | 1 | | | 0/00/00 | 945.36 | 73 | 176 | 165 | 625 | 716 | 0 | 656 |
| | TANK 12 BY 24 INCHES | | | | 0/00/00 | 15.7 | 60 | | | 7,500 | | | 7,878 |
| 6 | 27000-02 | 1 | 060421 | EA | 0/00/00 | 4500.00 | 346 | 283 | 1,119 | 3,042 | 0 | 0 | 3,125 |
| | COMPRESSOR | | | | 0/00/00 | 6.2 | 725 | | | 36,500 | | | 37,500 |
| 7 | 27001-01 | 1 | 036657 | EA | 0/00/00 | 4380.00 | 337 | 5,192 | 556 | 0 | 0 | 0 | 3,042 |
| | ADAPTER GASKET | | | | 0/00/00 | 4.5 | 966 | | | 0 | | | 36,500 |
| 8 | 27002-01 | 1 | 036657 | EA | 0/00/00 | 4380.00 | 337 | 1,478 | 608 | 0 | 0 | 0 | 3,042 |
| | ADAPTER PLATE | | | | 0/00/00 | 4.5 | 972 | | | 0 | | | 36,500 |
| 9 | 27003-20 | 1 | | EA | 0/00/00 | 4500.00 | 346 | 300 | 138 | 0 | 3,334 | 0 | 3,125 |
| | PUMP ASSEMBLY | | | | 0/00/00 | 12.4 | 363 | | | 0 | | | 37,500 |
| 10 | 27004-01 | 1 | | EA | 0/00/00 | 4368.00 | 336 | 935 | 575 | 3,000 | 4,099 | 0 | 3,034 |
| | HANDLE | | | | 0/00/00 | 9.0 | 485 | | | 36,000 | | | 36,400 |
| 11 | 27005-A | A | | EA | 0/00/00 | .00 | 0 | 0 | 0 | 0 | 0 | 0 | 0 |
| | PUMPING UNIT | | | | 0/00/00 | .0 | 0 | | | 0 | | | 0 |
| 12 | 27005-A | 1 | | EA | 0/00/00 | 4380.00 | 337 | 117 | 108 | 3,000 | 4,105 | 0 | 3,042 |
| | PUMPING UNIT | | | | 0/00/00 | 9.0 | 488 | | | 36,000 | | | 36,500 |

NOTE - * MANUALLY ENTERED

TOTAL SUMMARY RECORDS 12

PTD AND YTD USED INCLUDES SALES

Calculates EOQs by the following formula:

$$EOQ = \sqrt{\frac{2AS}{I}}$$

- S = cost of setup and order writing in dollars
- A = annual usage
- I = cost of carrying one unit in stock for one year (unit cost x carrying rate)

Calculates order points by the following formula:

$$OP = \frac{XY}{Z} + \text{safety stock}$$

- X = estimated annual usage
- Y = lead time in days
- Z = number of business days in year

Includes manufacturing and miscellaneous issues

Represents all usage, including customer sales

Printing the physical inventory reports

Inventory is a major company asset. Therefore, you need to periodically reconcile your computer records with the quantities you have in the stockroom or warehouse. Procedures are supplied in this application which can simplify the task of reconciliation. With the valuation and variance report, you can quickly and easily spot all discrepancies and adjust inventory levels accordingly. More important, this cycle counting can help you analyze (or determine) the reasons for discrepancies and take steps to avoid recurrence.

The cycle-counting feature provides the same reports for items that are to be cycle counted.

In order to take a physical inventory, whether through cycle count or physical count, a report is printed in item number within warehouse location within warehouse number sequence. This list provides a turnaround document for warehouse personnel to record actual counts.

The quantity on hand of each item can be listed, but is usually omitted from the copy sent to the counters, so it does not influence the resulting counts. All inventory items can be listed, or a group of items can be selected in one or all warehouses, and/or a range of item numbers or locations can be selected within one warehouse.

Printing LIFO/FIFO reports

Two reports are associated with maintaining either LIFO or FIFO inventory values. The first is the purge report, which is run as needed. It provides an audit trail of the transactions no longer part of the on-hand quantity of an item, and which are therefore removed from the LIFO/FIFO file. If you use an annualized LIFO system, all receipt transactions for the year will be saved and should be purged only before doing the actual inventory valuation.

The second report is the actual valuation report.

| GATEWAY MFG CO | | LIFO INVENTORY VALUATION REPORT | | | | DATE 12/11/** TIME 15.01.02 PAGE 1 AMIDP | | | |
|-----------------------|--------------|---------------------------------|----------------|-----------|----------|--|---|--------------|-----------|
| SEQUENCE BY WAREHOUSE | | | | | | | | | |
| WH | ITEM NUMBER | DESCRIPTION | ITEM CLASS | ITEM TYPE | U/M | QUANTITY ON HAND | STANDARD UNIT COST | ON HAND COST | VARIANCE |
| A | 03023 | DISCHARGE FERRULE | 80 | 4 | EA | 220 | +1500 | 33.00 | |
| | ORDER- P0060 | REF- A-8 | VENDCR- | DATE- | 0/00/00 | QTY- | 100 | AMOUNT- | NO AMOUNT |
| | ORDER- P0060 | REF- A-101 | VENDCR- | DATE- | 12/11/** | QTY- | 100 | AMOUNT- | 15.00 |
| | | | | | | | *** RECEIPT TRANSACTION EXISTS WITH NO AMOUNT - ITEM NOT VALUED | | |
| | | | | | | | WAREHOUSE TOTAL - | | |
| | | | | | | | | +00 | +00 |
| 1 | 05325 | CONNECTOR | 80 | 4 | EA | 12719 | +0775 | 985.72 | |
| | ORDER- P0086 | REF- | VENDCR- 036657 | DATE- | 6/05/** | QTY- | 4000 | AMOUNT- | 208.00 |
| | ORDER- P0086 | REF- | VENDCR- 036657 | DATE- | 6/29/** | QTY- | 4000 | AMOUNT- | 70.00 |
| | ORDER- P0086 | REF- | VENDCR- 036657 | DATE- | 8/02/** | QTY- | 4000 | AMOUNT- | 278.00 |
| | ORDER- P0086 | REF- | VENDCR- 036657 | DATE- | 9/01/** | QTY- | 719 | AMOUNT- | 52.12 |
| | | | | | | | ITEM/WAREHOUSE TOTAL - | | |
| | | | | | | | | 778.12 | 207.60 |
| | | | | | | | ITEM/WAREHOUSE TOTAL - | | |
| | | | | | | | | 95.00 | 93.24 |
| | | | | | | | WAREHOUSE TOTAL - | | |
| | | | | | | | | 21,848.12 | 402.94 |
| | | | | | | | REPORT TOTAL - | | |
| | | | | | | | | 21,848.12 | 402.94 |

Last transaction is adjusted so that sum of saved transactions equals quantity on hand

This report can be prepared in item type, item class, or warehouse sequence. After this report is run, only the LIFO or FIFO transactions which print are saved for the start of the next accounting cycle.

You should consult with your auditor on the use of this LIFO/FIFO method to determine whether it satisfies the requirements of all applicable taxing authorities.

Printing the ABC analysis report

This report is designed to highlight inventory items which represent the largest dollar investments. It lists items by annual usage expressed in dollars, with the higher value items shown first. In most inventories, a few items account for most of the dollar value of annual usage. Knowledge of those items can influence your decisions about order quantity, order point, safety stock, or cycle-count frequency.

The report may be printed for all or one warehouse and all or one item class.

| GATEWAY MFG LMS | | A-B-C ANALYSIS REPORT | | | | DATE 4/09/** | | TIME 16.28.33 | | PAGE 1 | | AM12H | | | |
|-----------------|-------------|-----------------------|--------------------------|---------|---------|--------------|-------------|----------------------|----------------------------|------------------------------|----------------------|-------------|------------------------------|-------------|--|
| WAREHOUSE- 1 | | | | | | | | | | | | 1 | | 2 | |
| WH NO | ITEM NUMBER | ITEM TYPE | ITEM DESCRIPTION | STK U/M | PRI U/M | ITEM COUNT | CUM % ITEMS | ESTIMATED ANNUAL USE | PRIMARY STANDARD UNIT COST | CALCULATION ANNUAL USAGE AMT | CUMULATIVE USAGE AMT | CUM % USAGE | SEC CALC ANNUAL USE AT PRICE | CUM % PRICE | |
| | | | | 116 | | 100.0 | | | | 692,181 | | 100.0 | 1,319,366 | 100.0 | |
| 1 | 99001 | 1 | SPRAY UNIT | EA | EA | 1 | .9 | 1215.00 | 84.9622 | 103229 | 103229 | 14.9 | 182250 | 13.8 | |
| 1 | 27005-A | 1 | PUMPING UNIT | EA | EA | 2 | 1.7 | 2463.75 | 37.7368 | 92974 | 196203 | 28.3 | 184781 | 27.8 | |
| 1 | 27003-20 | 1 | PUMP ASSEMBLY | EA | EA | 3 | 2.6 | 2531.25 | 27.3337 | 69188 | 265391 | 38.3 | 124031 | 37.2 | |
| 1 | 03370 | 4 | MOTOR | EA | EA | 4 | 3.4 | 3015.00 | 9.9500 | 29999 | 295390 | 42.7 | 45074 | 40.6 | |
| 1 | 03424 | 1 | TREADLE ASSEMBLY | EA | EA | 5 | 4.3 | 2463.75 | 10.6290 | 26187 | 321577 | 46.5 | 51739 | 44.6 | |
| 1 | 03025 | 1 | PUMP HOUSING ASSEMBLY | EA | EA | 6 | 5.2 | 2868.75 | 7.9635 | 22845 | 344422 | 49.8 | 197083 | 59.5 | |
| 1 | 27007-A1 | 1 | BASE ASSEMBLY | EA | EA | 7 | 6.0 | 2430.00 | 8.2675 | 20090 | 364512 | 52.7 | 0 | 59.5 | |
| 1 | 03024 | 2 | SHELL | EA | EA | 8 | 6.9 | 2576.25 | 7.1010 | 18294 | 382806 | 55.3 | 206100 | 75.1 | |
| 1 | 27000-02 | 4 | COMPRESSOR | EA | EA | 9 | 7.8 | 2531.25 | 6.8500 | 17339 | 400145 | 57.8 | 30248 | 77.4 | |
| 1 | 99750-RM | 3 | 1/8 SHEET METAL | SF | SF | 10 | 8.6 | 18299.14 | .9000 | 16469 | 416614 | 60.2 | 0 | 77.4 | |
| 1 | 27007-20 | 2 | FRAME | EA | EA | 11 | 9.5 | 3001.50 | 4.5600 | 13687 | 430301 | 62.2 | 0 | 77.4 | |
| 1 | 99910-RM | 3 | IRON PLATE 1/4 IN - HRS | LB | LB | 12 | 10.3 | 13945.64 | .9500 | 13248 | 443549 | 64.1 | 0 | 77.4 | |
| 1 | 03443 | 2 | MOTOR SUPPORT | EA | EA | 13 | 11.2 | 2430.00 | 5.1417 | 12494 | 456043 | 65.9 | 0 | 77.4 | |
| 1 | 99465-RM | 3 | ANGLE IRON 1 X 1 X 3/16 | FT | FT | 14 | 12.1 | 25110.00 | .4675 | 11739 | 467782 | 67.6 | 0 | 77.4 | |
| 1 | 26006-22 | 1 | TANK 12 BY 24 INCHES | EA | EA | 15 | 12.9 | 531.77 | 20.9960 | 11165 | 470947 | 69.2 | 21244 | 79.0 | |
| 1 | 99001-1 | 1 | SPRAY UNIT - PVT LABEL | EA | EA | 16 | 13.8 | 121.50 | 85.2294 | 10355 | 489302 | 70.7 | 21263 | 80.6 | |
| 1 | 03422 | 2 | LEVER ARM | EA | EA | 17 | 14.7 | 4927.50 | 2.0822 | 10260 | 499562 | 72.2 | 0 | 80.6 | |
| 1 | 03903 | 2 | IMPELLER | EA | EA | 18 | 15.5 | 2868.75 | 3.5414 | 10159 | 509721 | 73.6 | 0 | 80.6 | |
| 1 | 26006-20 | 1 | TANK 8 BY 12 INCHES | EA | EA | 19 | 16.4 | 1275.75 | 7.9079 | 10089 | 519810 | 75.1 | 18498 | 82.0 | |
| 1 | 34250-A | 1 | TANK COVER ASSM | EA | EA | 20 | 17.2 | 2565.00 | 3.8723 | 9932 | 529742 | 76.5 | 28215 | 84.2 | |
| 1 | 26006-21 | 1 | TANK 10 BY 18 INCHES | EA | EA | 21 | 18.1 | 743.99 | 12.9386 | 9626 | 539368 | 77.9 | 18414 | 85.6 | |
| 1 | 03426-B | 2 | TUBE 10 IN DIA | EA | EA | 22 | 19.0 | 1452.74 | 6.3412 | 9212 | 548580 | 79.3 | 0 | 85.6 | |
| 1 | 03428 | 2 | STAND | EA | EA | 23 | 19.8 | 2430.00 | 3.6341 | 8831 | 557411 | 80.5 | 0 | 85.6 | |
| 1 | 03423 | 2 | TREADLE | EA | EA | 24 | 20.7 | 2531.25 | 3.1720 | 8029 | 565440 | 81.7 | 16453 | 86.8 | |
| 1 | 99990-RM | 3 | CASTING | EA | EA | 25 | 21.6 | 2607.19 | 2.9557 | 7706 | 573146 | 82.8 | 0 | 86.8 | |
| 1 | 27004-01 | 2 | HANDLE | EA | EA | 26 | 22.4 | 3028.50 | 2.5175 | 7624 | 580770 | 83.9 | 18928 | 88.2 | |
| 1 | 03594 | 2 | LUG | EA | EA | 27 | 23.3 | 3127.50 | 2.3737 | 7424 | 588194 | 85.0 | 0 | 88.2 | |
| 1 | 03904-A | 1 | PUMP SHAFT ASSEMBLY | EA | EA | 28 | 24.1 | 2868.75 | 2.5238 | 7240 | 595434 | 86.0 | 0 | 88.2 | |
| 1 | 03595 | 1 | LUG SUB-ASSEMBLY | EA | EA | 29 | 25.0 | 2565.00 | 2.6567 | 6814 | 602248 | 87.0 | 0 | 88.2 | |
| 1 | 27006-00 | 2 | TANK TOP 8 INCHES | EA | EA | 30 | 25.9 | 2702.25 | 2.4316 | 6571 | 608819 | 88.0 | 0 | 88.2 | |
| 1 | 03426-C | 2 | TUBE 12 IN DIA | EA | EA | 31 | 26.7 | 531.77 | 11.1474 | 5928 | 614747 | 88.8 | 0 | 88.2 | |
| 1 | 03904-C | 2 | PUMP SHAFT | EA | EA | 32 | 27.6 | 2531.25 | 2.2300 | 5645 | 620392 | 89.6 | 0 | 88.2 | |
| 1 | 03421 | 2 | HINGE ARM | EA | EA | 33 | 28.4 | 2688.75 | 2.0822 | 5599 | 625991 | 90.4 | 0 | 88.2 | |
| 1 | 99239-RM | 3 | PLATED CYLINDER 12 IN | EA | EA | 34 | 29.3 | 353.03 | 9.9411 | 5498 | 631489 | 91.2 | 0 | 88.2 | |
| 1 | 27006-10 | 2 | TANK TOP 10 INCHES | EA | EA | 35 | 30.2 | 1452.74 | 3.2104 | 4664 | 636153 | 91.9 | 0 | 88.2 | |
| 1 | 33480-A | 4 | CONTROL BOX | EA | EA | 36 | 31.0 | 2497.50 | 1.8500 | 4620 | 640773 | 92.6 | 7368 | 88.8 | |
| 1 | 99238-RM | 3 | PLATED CYLINDER 10 IN | EA | EA | 37 | 31.9 | 773.76 | 5.3336 | 4127 | 644900 | 93.2 | 0 | 88.8 | |
| 1 | 27006-70 | 2 | TANK BOTTOM 8 INCHES | EA | EA | 38 | 32.8 | 2702.25 | 1.5103 | 4081 | 648981 | 93.8 | 0 | 88.8 | |
| 1 | 99990-RM | 3 | BAR STOCK 1 X 3/8 - CRS | FT | FT | 39 | 33.6 | 6779.70 | .4970 | 3370 | 652351 | 94.2 | 0 | 88.8 | |
| 1 | 99756-RM | 3 | 1/16 SHEET METAL | SF | SF | 40 | 34.5 | 4290.98 | .7000 | 3004 | 655355 | 94.7 | 0 | 88.8 | |
| 1 | 27006-80 | 2 | TANK BOTTOM 10 INCH | EA | EA | 41 | 35.3 | 1452.74 | 2.0120 | 2923 | 658278 | 95.1 | 0 | 88.8 | |
| 1 | 99544-RM | 3 | ROUND STOCK 5/8 DIA - CR | FT | FT | 42 | 36.2 | 5205.33 | .5000 | 2603 | 660881 | 95.5 | 0 | 88.8 | |
| 1 | 99237-RM | 3 | PLATED CYLINDER 8 IN | EA | EA | 43 | 37.1 | 1326.78 | 1.9569 | 2596 | 663477 | 95.9 | 0 | 88.8 | |
| 1 | 27006-20 | 2 | TANK TOP 12 INCHES | EA | EA | 44 | 37.9 | 531.77 | 4.7531 | 2528 | 666005 | 96.2 | 0 | 88.8 | |
| 1 | 03425 | 2 | COVER | EA | EA | 45 | 38.8 | 2632.50 | .9426 | 2481 | 668486 | 96.6 | 5002 | 89.2 | |
| 1 | 03415-1 | 4 | SPRAY NOZZLE | EA | EA | 46 | 39.7 | 2551.50 | .9500 | 2424 | 670910 | 96.9 | 4822 | 89.6 | |

1 Report sequence, descending, calculated by annual units times primary unit cost.

2 Annual use at price is the estimated annual usage multiplied by the price.

Printing order status reports

Two reports are available to reflect current status of either purchase orders or manufacturing orders. The report shown here is the purchase order status report. The reports are used to help in planning receipt activity from either outside vendors or the shop floor.

Either report can be printed in due-date, start-date, or item sequence. The purchase report can also be run in vendor sequence. By selecting orders within ranges of due dates or follow-up dates, you can identify orders where action might be needed.

| DESCRIPTION | | | PLANNER | REFERENCE | CUSTOMER JOB | VENDOR | VENDOR CATALOG NO | QTY | SCRAP | FOLLOW-UP | STK LJC | | |
|--------------------|------------|-------------|---------|--------------|--------------|----------------|-------------------|------|----------------|------------------|------------------|-------------------|------------------|
| ORDER NUMBER | ITEM CLASS | ITEM NUMBER | WH NO | ORDER STATUS | ORDER DATE | LAST TRAN DATE | DUE DATE | U/M | ORDER QUANTITY | RECEIVED AT DUCK | QUANTITY TO INSP | RECEIVED TO STOCK | TURN IN TO STOCK |
| HINGE PIN P0050 | 80 | 03419 | 1 | 00907 | 12/11/** | 12/11/** | 12/01/** | 1-EA | 10+000 | 10+100 | 0 | 12/01/** | P115 |
| PIN P0050 | 80 | 03593 | 1 | 00907 | 39478 | 12/11/** | 12/11/** | 1-EA | 15+000 | 0 | 0 | 2/20/** | P124 |
| | | | | | RELEASE-01 | 12/11/** | 11/05/** | 1-EA | 2+000 | 0 | 0 | 0 | |
| | | | | | RELEASE-02 | 12/11/** | 11/20/** | 1-EA | 2+500 | 0 | 0 | 0 | |

Printing reorder reports

Supply levels of many items can change weekly, but only a few may be significant to you. On request, you can get a reorder exception report, with reorder data that includes detail stock data and order quantities in both purchasing and stocking unit of measure, where different.

You can review one or all of your warehouses, a range of vendors, or a range of item classes. With this report, you can see items which require action based on current availability. Lead times, average usage, order point, and order quantities are shown.

| GATEWAY MFG CO | | INVENTORY REORDER REPORT | | | | | | | | DATE 12/11/** | TIME 8.42.07 | PAGE 1 | AM12M |
|---------------------------|-------------|--------------------------|-----|---------|----------|-----------|-----------|--------|--------|---------------|--------------|--------|------------|
| DESCRIPTION | | SEQUENCE BY VENDOR | | | | | | | | | | | |
| VENDOR ITEM ITEM | | WH | U/M | QTY | QTY | QTY | QTY | ORDER | E.O.Q. | SAFETY | LEAD | L/T | AVERAGE |
| NUMBER | CLASS | NO | | ON-HAND | ON-ORDER | ALLOCATED | AVAILABLE | POINT | | STOCK | TIME | ADJ | PERIOD USE |
| NUT | | | | | | | | | | | | | |
| 001011 | 80 07243 | 1 | EA | 5,087 | 0 | 0 | 5,087 | 7,000 | 10,182 | 0 | 030P | 02 | 665 |
| PLATED CYLINDER 12 IN | | | | | | | | | | | | | |
| 006592 | 30 99239-RM | 1 | EA | 1,017 | 0 | 0 | 1,017 | 2,500 | 109 | 0 | 120P | 10 | 76 |
| CASTING | | | | | | | | | | | | | |
| 015772 | 30 99990-RM | 1 | EA | 11,247 | 0 | 0 | 11,247 | 15,000 | 414 | 0 | 150P | 10 | 357 |
| HINGE WASHER | | | | | | | | | | | | | |
| 018834 | 80 03587 | 1 | EA | 12,631 | 0 | 0 | 12,631 | 72,000 | 6,961 | 0 | 015P | 02 | 665 |
| HINGE WASHER | | | | | | | | | | | | | |
| 018934 | 80 03640 | 1 | EA | 4,871 | 0 | 0 | 4,871 | 6,000 | 12,000 | 0 | 015P | 02 | 665 |
| ROUND STOCK 5/8 DIA - CRS | | | | | | | | | | | | | |
| 024775 | 30 99544-RM | 1 | FT | 5,327 | 0 | 0 | 5,327 | 8,000 | 1,476 | 0 | 030P | 02 | 712 |

Inquiries

The Inventory Management application allows you to inquire into the status of items and orders that are in the master files, even while running another procedure. Five basic inquiries are available.

Item balance

This inquiry displays some relatively static information about the item, then details quantity information about the warehouses containing the item.

- 1 Sum of manufacturing and customer requirements.
- 2 Sum of manufacturing and purchase orders outstanding.

```
DATE 01/20/**          ITEM BALANCE DETAIL ALL WAREHOUSES          AMI1A1 W4
ITEM 03885              WRENCH
ENG DWG BP0658 "C" SIZE CLASS 80 WT .500 UNIT COST DFLT U/M EA TYPE 4
MKUP CODE H PCTS 7.000 6.000 5.000 4.000 3.000 2.000 .3500
TAX CODES 0 1 0 0 MAINT DATE 12/22/**

W  ON HAND  ALLOCATED  AVAILABLE  ON ORDER  ORD PT  SAF STK  STND UNIT COST
1  2000      39          2461      500      9500    0      0      .3500
A   13       0           13        0        2       0      0      .3500
      1              2

*** END ***

CK02 PAGE FORWARD
CK24 END OF JOB
```

Item allocation

This inquiry shows the manufacturing allocations against the requested item. It also shows the current status of those allocations.

```
DATE 01/15/**          ITEM BALANCE INQUIRY - MFG ALLOCATIONS          AMI1B1 W7
ITEM 27003-20          WHSE 1 PUMP ASSEMBLY          U/M EA TYPE 1
ENG DWG AX00390        CLASS 20 WT 10.0 STND COST      28.3307
QTY ON HAND            300 MFG ALLOC          325 CUST ALLOC          9 NET AVAIL
QTY ON ORDER           750 MAINT DATE 12/30/** MRP FLAG 1 FLOOR STOCK CODE C

ORDER NO  QTY  REQ'D  ISS  QTY  UNISSUED  REQ DATE  LAST ISS  CUST/JOB
M000220    225    0        0    225  01/20/**  00/00/00  C000014
M000150    100    0        0    100  01/16/**  00/00/00
```

*** END ***

CK02 PAGE FORWARD
CK24 END OF JOB

Item balance history

This inquiry displays the current quantity information regarding the selected item and also displays sales and use activity against the item and lead times.

```

DATE 01/12/**          ITEM BALANCE INQUIRY - SALES HISTORY          AMI1C1 W7
ITEM 03590             WHSE 1 AUTO SWITCH          U/M EA TYPE 1
CLASS 12 WHSE STOCK LOC G1260 PACKING CODE SK PLANNER 901
DISC CODE D PCTS 10.00 15.00 0 0 0 0
BASE PRICE STND UNIT COST TAX CODES WEIGHT DATE OF LAST
14.500 6.0000 1 0 0 0 1.5 SALE 12/01/** USAGE 12/01/**
ON HAND PENDING ALLOCATED AVAILABLE ON ORDER ORD PT SAF STK
500 0 50 450 0 80 20
SALES QTY SALES AMT AVG MONTHLY SALES EST ANNUAL USAGE QTY USED
M-T-D 20 290.00 1125.63
Y-T-D 1051 14561.26 15523.66 1051
*----- LEAD TIME -----*
CODE
MFG STD VAR ADJ AVG CUM
20 5 1 24 70
PUR 0 0 0 0
MAT*L 119
VENDOR IN-HSE
COST DEV CODE
CK02 PAGE FORWARD
CK24 END OF JOB
    
```

Open orders

This inquiry provides up-to-date information regarding current status of all outstanding orders for the requested item.

- 1 Code 40 = activity has been reported against this order.
- 2 Used for manufactured items.

```

DATE 01/06/**          OPEN ORDERS INQUIRY          AMI1D1 W2
ITEM 33480-A          WHSE 1 CONTROL BOX          U/M EA TYPE 1
ENG DWG PXS04        CLASS 20 WT 21.6 STND COST 312.0000
QTY ON HAND 100 MFG ALLOC 10 CUST ALLOC 5 NET AVAIL 135
QTY ON ORDER 50 MAINT DATE 11/30/** MRP FLAG 1
ORDER NO VEND/JOB STAT ORD QTY QTY OPEN DUE DATE HOURS REM OPER W/C
M000020 C000152 40 55 50 01/10/** 32.50 0040 18
          1
          2
*** END ***
CK02 PAGE FORWARD
CK24 END OF JOB
    
```

Item availability

This inquiry allows the operator to see current and future requirements against an item, as well as all open purchase and production orders. Operator-entered date parameters add the element of time-phasing both demands and receipts. For example, purchase orders due more than six months from today are not pertinent when you are considering next week's shipping schedule. When used with Order Entry and Invoicing, this inquiry allows an operator to respond to telephone inquiries regarding availability of an item.

1 Operator enters the date parameters.

2 Item availability between date of inquiry and DATE 1 parameter.

```
DATE 12/14/**          ITEM AVAILABILITY          AMIIE1 W5
ITEM 27002-01          WHSE 1 ADAPTER PLATE          MDDYY
                        QTY ON HAND 2000          DATE 1 1214** 1
                        PRODUCTION ALLOCATIONS          DATE 2 0112**
ORDER NO SCHEDULED RECEIPTS          DATE 1 DATE 2 ALL
P000031 072303 10 12/05/**          12/14/** 01/12/** OTHER
                        500
ORDER NO CUSTOMER ORDERS          2
C000023 00000200 B/D DUE DATE
C000022 00001200 01/11/**
                        5
                        5
                        NET AVAILABLE 2461 2451 2451
*** END ***
                        CK02 PAGE FORWARD
                        CK24 END OF JOB
```

Interfaces

The Inventory Management application supports the following MAPICS applications, if they are installed:

- The Order Entry and Invoicing application updates the inventory records of shipped or returned goods during invoicing. It also associates individual item orders to the appropriate inventory record.
- The Sales Analysis application receives sales transactions from Inventory Management.
- Inventory Management supplies Material Requirements Planning and Master Production Schedule Planning with inventory balances and the status of released orders. It can also work with Material Requirements Planning to perform the order release function.
- Inventory Management supplies Capacity Requirements Planning with related order information so that the work load may be measured against work center capacity to identify overload and underload conditions.
- If Product Data Management is installed, Inventory Management can use the bill of material for an item to determine how many of what components are needed to manufacture that item and allocate them as an order is released. Also, if inventory is valued at standard cost, the cost calculated by Product Data Management can be used as the new standard cost at the end of an accounting period.
- Inventory Management supplies Production Control and Costing with the materials used in manufacturing orders, and the two applications work together to handle order release, the printing of shop packets, material scrap, and order closeout.
- Inventory Management works with Data Collection System Support to handle inventory transaction reporting via the IBM 5230 Data Collection System.
- Accounts Payable can generate cost adjustment transactions from vendor invoices.
- Purchasing provides Inventory Management with current purchase order status information and receiving activity.
- Forecasting can (optionally) calculate order point and safety stock and replace the old values in Inventory Management.
- Inventory Management provides Item Master and Item Balance records which Location/Lot Management updates with location, lot, and quality control information.

Location/Lot Management

Information flow

Figure 2-4 shows how information flows through the Location/Lot Management application. The numbers in the following discussion refer to that figure.

In the Location/Lot Management transaction and allocation processing cycles, order allocations, quality control and non-inventory transactions, and goods received notes data are entered into the system **1**. The associated transaction registers and audit lists are printed **2**. Once items are assigned to locations, inquiries may be done from the four inquiry options **3**. At month end, month-to-date totals are reset and the stock status report can be printed **4**.

On request, the items waiting inspection report, physical/cycle count lists, transaction analysis/batch-lot review report, goods received notes report, and the inventory valuation report can be printed **5**.

3 INQUIRIES

Location detail
Warehouse summary
Item detail
History review

1 Order allocation,
quality control and
non-inventory
transactions and
Invoice to Goods
Received Notes

2 Quality control
Transaction processing cycle

Order allocation
Non-inventory transaction
Invoice to Goods Received Notes

4 Stock Status Report
Monthly

5 Items waiting inspection
Goods Received Notes
Physical/cycle count
Stock Status Review
Inventory valuation
Reject items waiting disposition
Trans/Analysis Batch/Lot Report
On request

L/LM
LOCATION/LOT
MANAGEMENT

Figure 2-4. Location/Lot Management information flow

Application functions

Multiple warehouse stock locations

The Location/Lot Management application supports stocking and control of an item in multiple locations within a warehouse.

Since L/LM is able to control and provide information on all quantities of an item in any stock location, it is not necessary to restrict use of storage space by such traditional approaches as:

- Storing all batches of a particular item in the same area
- Allocating specific storage areas or racking to different QC status or shelf life
- Reserving a block of storage locations for specific items or product groups.

Such storage techniques are normally used to maintain control in a manual or clerical system. Unfortunately, they tend to result in poor utilization of warehouse space, requiring constant adjustment of the storage layout to cope with changes in the business. L/LM provides full control and recording, regardless of where an item or lot is stored or the type of storage being used. Consequently, the maximum utilization of your storage areas can be achieved.

Batch/lot control

For items subject to batch/lot control, the L/LM application provides for the entry of an identification number at the time of initial receipt from either manufacturing or the supplier. The lot number is used to track usage of a certain batch of material or to differentiate between batches of material while in stock. L/LM records all transactions for a lot at receipt to stock and at the time of issue to a manufacturing order or shipment against a customer order.

Shelf life and FIFO control

An item can be designated as subject to storage deterioration and the shelf life specified (in days). When an item has been in inventory for longer than the shelf life, the Quality Control (QC) status is altered to "QC Due." The item then becomes unavailable, and remains so until the QC department has reinspected the item or taken other action.

Quality control tracking

Quality Control is established to provide physical control of inspection or test processes before receipt in stock. The QC area is regarded as an area within the warehouse which is reserved for stock which requires some form of QC inspection. This area is most often used as a quarantine area for stock which has been received from a supplier, but which has not yet been sampled and inspected by the QC department. You can create up to 99 QC areas per warehouse with up to 999 batch/lots per area.

At installation, you are asked whether you want quality control. If you answer "Yes," any item in your system can be defined to have a shelf life and requires inspection when the shelf life has expired. If QC control is selected, batch/lot is automatically selected. However, if QC control is not selected, batch/lot control may still be selected. Whether or not QC control or batch/lot control are selected, any item in the system can require QC inspection on receipt from the supplier or manufacturing. The QC status types are as follows:

- Cyclic shelf life check applicable/not applicable
- Inspect on purchase or manufacturing receipt required/not required
- Batch/lot control required/not required.

Bulk store areas

L/LM provides for establishing bulk store areas which need not be delineated by physical boundaries. They are regarded as areas within the warehouse reserved for items which are not QC, batch/lot, or FIFO date controlled. A total of 99 bulk store areas, including one for work-in-process, are allowed for each warehouse.

Stock recording for non-inventory items

The recording of non-inventory items is a convenient feature, aiding in the recording of issues, receipts, and balances of items such as stationery, furniture, and other supplies.

Operations

The Location/Lot Management plan

L/LM provides flexibility in specifying locations within a warehouse, so that most physical layout systems can be accommodated. The basic layout shown in Figure 2-5 provides for:

Aisles — two-character field, representing the rows of stock locations

Bays — two-character field, representing the vertical location within an aisle

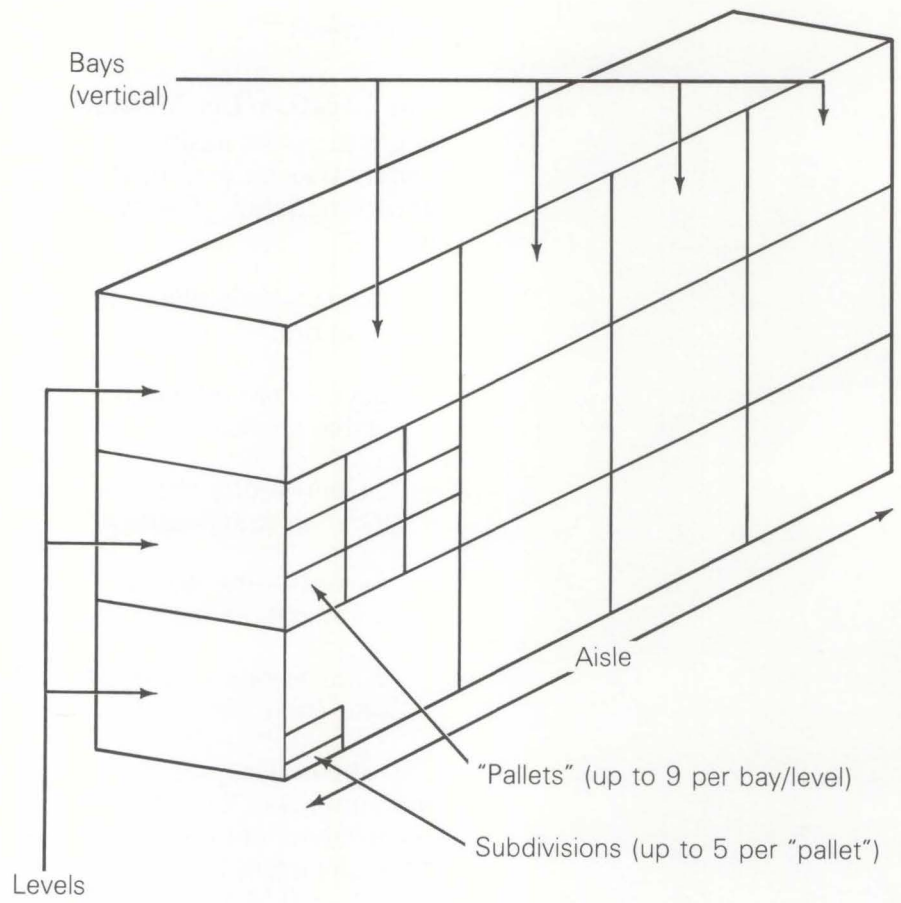
Levels — one-character field, representing the horizontal location within a bay

Pallets — the lowest division within an individual bay/level combination, a one-character field

Subdivisions — the lowest division within an individual pallet, a one-character/digit field.

The above designations will appear as field headings on all reports and inquiries. It is not necessary, however, to change already established internal codes. Codes such as building, room, and floor can easily be related to the aisle, bay, or level designations used by L/LM.

L/LM is able to provide detailed location control on all items. However, for items where this degree of control is unnecessary, the bulk store areas can be used. Up to 99 bulk store areas may be established.

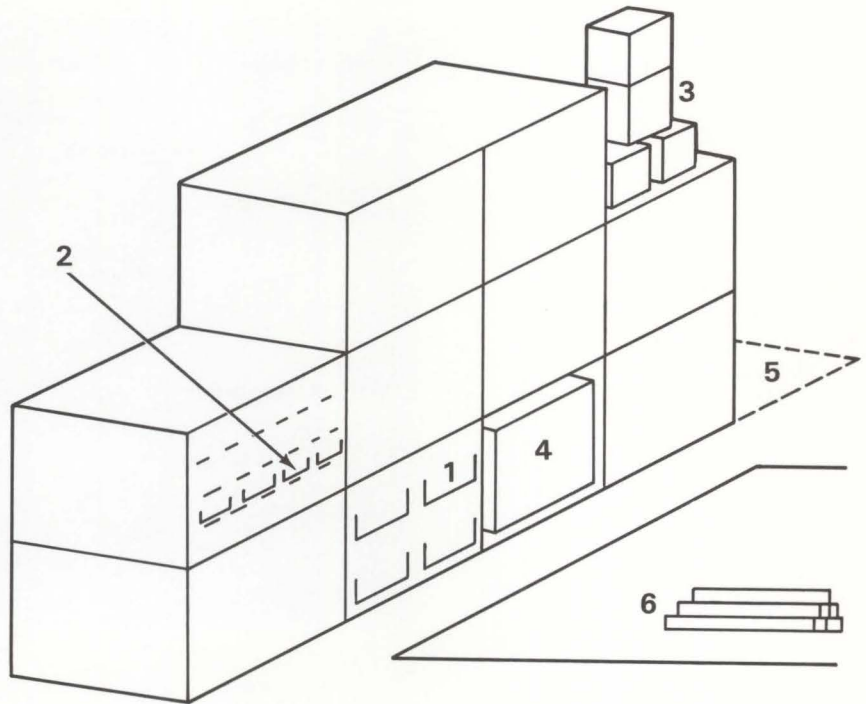


Plus bulk stores and QC area

Figure 2-5. The Location System

Building locations

The flexibility of the location system is illustrated in Figure 2-6. In this example, the aisle (A4) has five bays. The first bay has only two levels, while the fifth (last) bay is a single level.



| | 1 | 2 | 3 | 4 | 5 |
|-----------|----|----|----|----|----|
| AA-Aisle | A4 | A4 | A4 | A4 | A4 |
| NN-Bay | 27 | 26 | 29 | 28 | 30 |
| A-Level | 1 | 2 | 2 | 1 | 1 |
| N-Pallet | 2 | 2 | - | - | - |
| A-Sub-div | - | 3 | - | - | - |

6. Bulk store (up to 99)
or QC area (99)

Figure 2-6. Location flexibility

Within a bay level, the user can designate up to nine pallets as the next category of location size. Within a pallet, there can be up to five subdivisions. The minimum location designation is aisle, level, with a single bay, as illustrated in the example, column 5.

It is possible, therefore, to use L/LM with:

- racking locations
- storage cabinets
- separate storerooms with shelving
- skid storage without racking.

```
DATE **/**/**          LOCATION/LOT MANAGEMENT          SELECT          AM5CB1
                        LOCATION DETAIL
                        MULTIPLE LOCATIONS
                        WAREHOUSE 1          AISLE BP
RANGES  BAYS           FROM 11 TO 12
        LEVELS        FROM 1  TO 4
        PALLETS       FROM      TO
        SUBDIVISIONS FROM      TO
                        ACTION A
                        A-ADD
                        D-DELETE
                        R-REACTIVATE
LAST LOCATION UPDATED

                        CK19 RETURN TO SELECT
                        CK24 DISPLAY STATUS
```

Location Master file information can be used to list the empty locations, which will help in the disposition of incoming stock and the management of warehouse space.

```

O
ABC COMPANY LOCATION/LOT MANAGEMENT DATE **/**/** TIME 16.07.32 AM5WD PAGE 3 O
O
EMPTY LOCATIONS IN WAREHOUSE 2 O
O
LOCATION FROM BEGINNING TO END O
O
LOCATION MULTIPLE MULTIPLE MULTIPLE MULTIPLE MULTIPLE MULTIPLE MULTIPLE MULTIPLE O
ITEMS/LOTS ITEMS/LOTS ITEMS/LOTS ITEMS/LOTS ITEMS/LOTS ITEMS/LOTS ITEMS/LOTS O
O
K301D2 Y Y K301D3 Y Y K301D4 Y Y K301D5 Y Y K301D6 Y Y K301D7 Y Y O
K301D8 Y Y K301D9 Y Y Q1AA3C N N Q1AA3D N N Q1AA3E N N Q1AA3G N N O
Q1AA3H N N Q1AA3I N N K2AAC1 N Y K2AAC2 N Y K2AAC3 N Y K2AAC4 N Y O
R2AAC5 N Y R2AAC6 N Y R2AAC7 N Y R2AAC8 N Y R2AAC9 N Y T4025B Y N O
T4025C Y N T4025D Y N T4025E Y N T4025F Y N T4025G Y N T4025H Y N O
T4025I Y N O
O
TOTAL NUMBER OF EMPTY LOCATIONS 31 O
O
O
O
O
O
O
*** END OF PRINT *** O
O

```


When a location is deleted, it is flagged for deletion. If empty, the location will be deleted when the file is next reorganized. If stock is still recorded as being in the location, the deletion will only take place once the stock is removed. A list of deleted locations containing stock can be used to aid in control.

```

      ABC COMPANY      LOCATION/LOT MANAGEMENT      DATE **/**/**      TIME 15.57.14      AM5CR      PAGE 1
      LOCATIONS MARKED FOR DELETION
      WHSE      LOCATION      STATUS      ITEM NUMBER      QUANTITY      BATCH/LOT      QC TYPE
      2      BB01AAA      FOR DELETION ON NEXT RUN
      2      BB01AAB      FOR DELETION ON NEXT RUN
      2      BB01AAC      FOR DELETION ON NEXT RUN
      2      DD01AAA      FOR DELETION ON NEXT RUN
      2      DD01AAB      FOR DELETION ON NEXT RUN
      2      DD01AAC      FOR DELETION ON NEXT RUN
      2      DD01AAD      FOR DELETION ON NEXT RUN
      2      DD02AAA      FOR DELETION ON NEXT RUN
      2      DD02AAB      FOR DELETION ON NEXT RUN
      2      DD02AAC      FOR DELETION ON NEXT RUN
      *** END OF PRINT ***

```

Transaction processing

Order allocation

The order allocation feature updates the batch/lot location files with the quantities allocated from each location. This allows a specific number of inventory stock items within a warehouse location or batch of material to be allocated for manufacturing, customer order processing, or similar purposes. The register that is printed will list the quantities allocated by location, along with FIFO date, batch/lot, and QC status.

Non-inventory transactions

The non-inventory transaction option is used to move non-inventory items in or out of stock. You may specify the item number, quantity, and location.

Quality control transactions

This option is used to change the quality control status of an item. You may enter a new status, quality control date, and FIFO date. Items can be given shelf life control, or shelf life control may be removed from an item. This option gives you another means of monitoring your quality control items.

Interfaces

The Location/Lot Management application supports the following MAPICS applications:

- Location/Lot Management supplies and updates the Inventory Management Item Master file with these additional fields: Inspection Flag for Purchased or Manufactured Items, Batch/Lot Control Indicator, Shelf Life in Days, Cumulative Yield through all operations, and Standard Batch Quantity, and updates the Item Balance quantity fields. Allocation information is supplied before pick lists are printed.
- Location/Lot Management supplies Order Entry and Invoicing with allocation and pick list information before order shipment.
- Location/Lot Management enhances Purchasing by adding batch/lot and location fields to the receiving transaction processor: location, batch/lot number, GRN number, and reject location.

Accounts Receivable

Information flow

Figure 2-7 shows how information flows through the Accounts Receivable application. The numbers in the following discussion refer to that figure.

In the Accounts Receivable transaction processing cycle, invoice summaries for invoices not produced through Order Entry and Invoicing, payments, and adjustments are entered into the system **1**; a cash receipts and adjustments journal, transaction register, and invoice register are printed. **2**.

At month-end closing, accounts are aged, and statement records are created for later printing **3**.

On request, aged trial balances, delinquency notices, paid item lists, and customer account status reports are printed **4**.

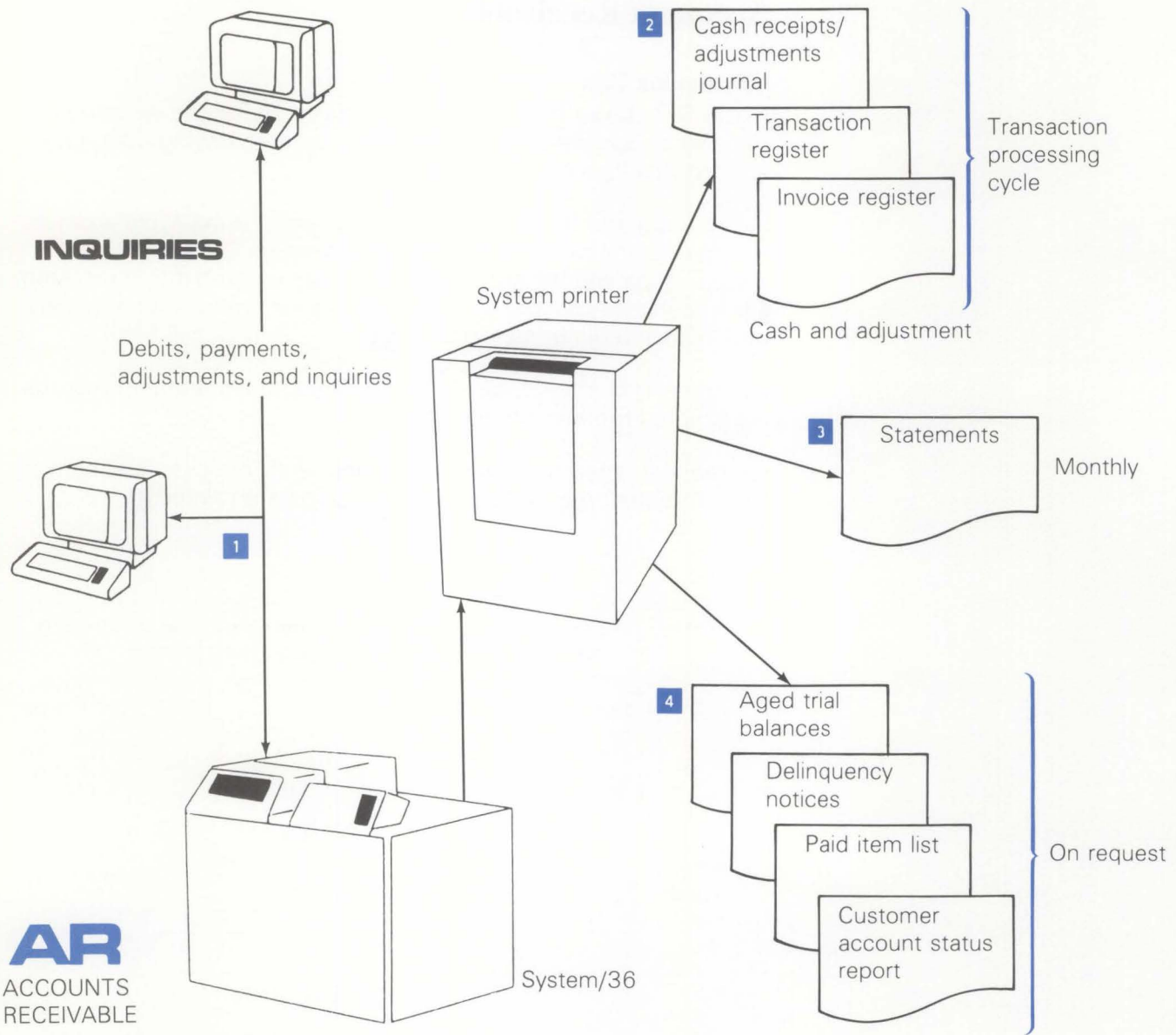


Figure 2-7. Accounts Receivable information flow

Application functions

Balance-forward/open-item accounting

Accounts Receivable supports both the balance-forward and open-item methods of receivables accounting. Furthermore, it is possible to classify some of your customers as open item and others as balance forward. Because the method of processing is controlled by a code in the customer master record, it is also possible to change a customer's classification at the end of an accounting cycle.

Open-item method. In the open-item method, the unpaid (open item) invoices are maintained as separate transactions until cleared by a cash receipt and/or adjustment transaction. Statements sent to customers show each open invoice (no matter how old it is). The system can display the unpaid invoices to help the operator in applying cash and entering adjustments to customer accounts.

Balance-forward method. In the balance-forward method, detailed transaction records are kept only for the current period and are printed on the customer's statement as in the open-item method. However, at the close of the accounting period, all transactions are summarized into the aging period amount fields. Unless an age code is entered to apply the entry to a specific age period, a debit or invoice summary is applied to the current period.

Accounts Receivable aging

The Accounts Receivable application classifies balances due in four aging periods. These are usually used to reflect monthly aging periods of 30, 60, 90, and 120 or more days.

Monthly aging. If a customer buys goods in mid-June, the charge goes into his account and is current as of the next statement date. His aged trial balance and the June 30 statement show the amount as current. After month-end close, the amount is aged into the age period 1 amount, and an aged trial balance report printed on July 1 shows the invoice amount in the age period 1 column. It retains this status until the end of July or until statements are printed, when it is then moved (rolled) into the age period 2, 60 days. This rolling of unpaid amounts continues until the amount is paid or until it reaches age period 4, which contains an accumulation of all amounts 120 or more days old.

| | Current balance | Age period 1 balance (+30) | Age period 2 balance (+60) | Age period 3 balance (+90) | Age period 4 balance (+120) | Total amount due |
|--|-----------------|----------------------------|----------------------------|----------------------------|-----------------------------|------------------|
| Month-end account status before statement time (6/30/85) | \$480.98 | 5/31/85 \$120.98 | 4/30/85 \$85.95 | 3/31/85 \$40.48 | 2/28/85 \$20.13 | \$748.52 |
| Account status after statements | \$0.00 | 6/30/85 \$480.98 | 5/31/85 \$120.98 | 4/30/85 \$85.95 | 3/31/85 \$60.61 | \$748.52 |

Future aging. Future aging is the advance dating of invoices. Under future aging, the customer is not required to pay for merchandise for several months after the goods are delivered. For example, you may want to even out the demand for seasonal items (such as toys) by extending interest-free credit to the purchaser. You can print an invoice at the time of sale (September, perhaps) showing that it will become current at some future time (such as January). If this customer has an amount due in the future, it prints on the statement following the words FUTURE AR AMT DUE. An invoice can be aged up to nine periods into the future.

Service charges

In Accounts Receivable, service charges are computed at month-end close for those customers who are designated to be assessed charges. You must show which customers are liable for service charges by entering a code in the service charge code field in the customer record. The service charges assessed are saved from the last statement period in the customer record for balance-forward customers, and in a separate service charge record for open-item customers.

The service charge percentage is stored in the customer master record and is applied to the overdue balances of the customer coded as liable for service charges. You must also indicate the service charge point (the first age period subject to late charges) as a tailoring option. You can establish a minimum service charge as a tailoring option, in which case the larger of either the minimum or calculated amount is applied. Both these figures can be changed as business conditions warrant.

A newly calculated service charge appears on each statement for both open-item and balance-forward customers. For each open-item account, the individual unpaid service charges from prior statements appear. Previous service charges for each balance-forward account have been incorporated into one or more age periods and, thus, into the total amount due; they are not tracked separately. In the service charge record, the transaction date is the same as the statement date of the statement on which it first appeared. If you elect to age service charges, the system ages the service charge each month until it is cleared. Service charges that remain unpaid are included in the amount subject to further late charges, and eventually are consolidated into one service charge amount in the oldest aging period.

Note: The system can actually compound service charges. Such charges must, under certain laws, be considered finance charges and, as such, are limited in their scope of usage. It is your responsibility to evaluate all laws to which compliance is required, and to determine the applicability of the service charge method, its limits, and disclosure requirements.

Credit limit checking

Each customer has his own assigned credit limit. As invoice summaries are entered into the system, the application displays the current Accounts Receivable balance, the credit limit assigned, and displays EXCEEDED for those customers who have gone over their assigned credit limit.

On-demand aged trial balance for management review

You can print the aged trial balance without updating the customer records; this makes it possible for you to analyze the effect of aging the accounts at any time during the accounts receivable cycle. The actual aging process occurs during the month-end closing procedure.

Statement printing

During the month-end closing procedure, a statement file is created for those customers coded to receive statements. The statements can then be printed at any time: by company number, range of customers, only those with past due balances, only those considered delinquent, or all customers in the file who have not been printed.

Multiple statements for consolidated companies

The application uses the last two digits of the customer number to identify subsidiaries of a consolidated company. Statements are prepared for each subsidiary, but are addressed to the headquarters location. A consolidated statement, showing total amounts due, is also prepared for the headquarters location. If you service contractors, this feature can also be used for contractor job accounting, treating the contractor customer as a headquarters and each of his individual contract jobs as a subsidiary.

Multicompany support

The Accounts Receivable application is designed to support up to 20 separate companies for reporting purposes. Totals by company are available on the aged trial balance and the cash receipts and adjustments journal. As noted earlier, statements can be selected by company number.

Offline diskette entry

The Accounts Receivable application is designed to operate in an interactive mode. However, because of peak load requirements or off-site manual invoicing, you may require diskette entry of invoice summary records. You can record invoice summary records on an offline diskette entry system.

The summary records entered from diskette are processed in a batch environment for editing purposes. The diskette data is transferred to the IBM System/36, and a batch edit is performed. Error correction is handled either by the diskette entry system or through a work station. Once the entries are error free, they can be used to update the master files.

The diskette entry function in Accounts Receivable provides the same level of function as the interactive invoice summary entry. No provision is made for entry of cash or adjustments through diskette. Also, master file maintenance must be performed at a work station.

Operations

All operations for the Accounts Receivable application start with the main menu. This menu provides flexibility in selecting the job to be performed.

```
COMMAND                                MENU: AMRMOO                                X6
                                     A C C O U N T S   R E C E I V A B L E
                                     M A I N   M E N U
                                     1 TRANSACTION PROCESSING
                                     2 MONTH END CLOSING
                                     3 STATEMENTS
                                     4 DELINQUENCY NOTICES
                                     5 AGED TRIAL BALANCE
                                     6 CUSTOMER INQUIRY
                                     7 MASTER FILE PROCESSING
                                     8 RETURN TO APPLICATION SELECTION MENU

Ready for option number or command
```

Security coding, if established, interacts with the main menu and subsequent operations to ensure that only those individuals designated to have access to specific data are permitted to continue processing.

Entering cash, miscellaneous, and adjustment transactions

Cash application: When cash and adjustments are processed, the operator enters the customer number, and the system displays the customer name and address for verification. The operator then enters the cash receipt transaction.

The reference field (REF) determines the method of cash application for this particular receipt. Three entry methods are available, based on information entered in the reference field:

- Operator enters ALL—the system compares the GROSS RECVD to the total due field from the customer master record. If they are equal, no further operator action is required. The application distributes the cash received to each unpaid item in the detail file. The operator can then go to the next cash receipt transaction.
- Operator enters a specific invoice number—the system searches the detail file for the referenced invoice and when found, verifies that the GROSS RECVD entered equals the invoice amount. If so, the cash is applied to the invoice, and the operator proceeds to the next cash receipt transaction.

```

DATE 08/31/**                                ENTER      AMR 203  04
                                CASH RECEIPT ENTRY
COMPANY  1                                APPOLLO SUPPLY CO.  OPEN ITEM
CUSTOMER 100                            625 WEST OGLETHORPE AVE.
                                ATLANTA
                                STATE GA  ZIP 30301
SERVICE CHGS -          47.57          CURRENT -          47.57
CURR CHGS -              .00          30 DAY -            .00
CURR PMTS -              .00          60 DAY -            .00
CURR ADJS -              .00          90 DAY -            .00
FUT DUE -                .00          120 DAY -           3,171.54
TOTAL DUE -             3,219.11      CREDIT LIMIT-          0 EXCEEDED
CASH RECVD(2)  DISCOUNT(2)  GROSS RECVD(2)  DATE  REF  CHECK  DEPOSIT  SLSMN
15129          2500          17629          0827**    16332    203 31701
                                CK08 ENTER CUSTOMER
  
```

- Operator leaves the reference field blank—this method is most likely used, since the customer might pay several invoices with one check, but not pay off the entire balance due. Under this method, the system displays the five oldest items outstanding for this customer. After transaction posting is completed for the first five open items, the system selects the next five open items and so on until the transaction is complete. These items are invoices and service charges for open-item customers. For balance-forward customers, one line is displayed for each age period containing a balance.

- Operator enters the line number (from those above selected for payment) and the payment code
- Amount entries are required with these codes
- Keeps track of cash left to be applied

| DATE 08/31/** | | ADJUSTMENT POSTING | | ENTER | | AMR205 W0 | |
|-----------------|------------------------------|--------------------|---------------|----------------|----------------------|-----------|-------|
| COMPANY | 1 | APPOLLO SUPPLY CO. | | OPEN ITEM | | | |
| CUSTOMER | 100 | | | | | | |
| GROSS RECVD | DISCOUNT | ADJUST | LINE REF | AMT DUE | ORIGINAL DUE | DISC | ALLW |
| | | | DATE | | DR/CR TO DATE | DISC | PCT |
| | | | 1 085225 | 176.29 | 176.29 | | 25.00 |
| | | | 09/01/** | | | | 2.000 |
| | | | 2 085664 | 186.09 | 861.09 | | 25.00 |
| | | | 09/29/** | | | | 2.000 |
| | | | 3 086669 | 800.31 | 800.31 | | 25.00 |
| | | | 08/09/** | | | | 2.000 |
| | | | 4 086671 | 266.77 | 266.77 | | 25.00 |
| | | | 08/11/** | | | | 2.000 |
| -END OF DETAIL- | | | | | | | |
| LINE CODE | GROSS RECVD(2) | DISCOUNT(2) | ADJUSTMENT(2) | CASH UNAPPLIED | REF. NO. | | |
| 1 | 1 | | | 151.29 | | | |
| 1 | FULL PAY WITH DISCOUNT | | | | AGE CODE | | |
| 2 | FULL PAY WITHOUT DISCOUNT | | | | | | |
| 3 | PARTIAL PAY WITH DISCOUNT | | | | | | |
| 4 | PARTIAL PAY WITHOUT DISCOUNT | | | | CK04 END OF TRANS. | | |
| 5 | ADJUSTMENT ONLY | | | | CK05 RE-APPLY TRANS. | | |
| | | | | | CK06 RE-ENTER RECPT. | | |

This method of cash application allows the operator to adjust or "write off" minor discrepancies in each invoice, or to apply partial payments against an invoice.

| DATE | 08/31/** | ADJUSTMENT | POSTING | ENTER | AMR205 | W1 | |
|-----------------|------------------------------|--------------------|---------------|---------------|----------|-----------------|-----------|
| COMPANY | 1 | APPOLLO SUPPLY CO. | | OPEN ITEM | | | |
| CUSTOMER | 100 | | | | | | |
| GROSS RECVD | DISCOUNT | ADJUST | LINE REF | DATE | AMT DUE | ORIGINAL DUE | DISC ALLW |
| 176.29 | 25.00 | | 1 | 085225 | 176.29 | 176.29 | 25.00 |
| 3 - FULL-DISC | | | | 09/01/** | | | 2.000 |
| | | | 2 | 085664 | 186.09 | 861.09 | 25.00 |
| | | | | 09/29/** | | | 2.000 |
| | | | 3 | 086669 | 800.31 | 800.31 | 25.00 |
| | | | | 08/09/** | | | 2.000 |
| | | | 4 | 086671 | 266.77 | 266.77 | 25.00 |
| | | | | 08/11/** | | | 2.000 |
| -END OF DETAIL- | | | | | | | |
| LINE CODE | GROSS RECVD(2) | DISCOUNT(2) | ADJUSTMENT(2) | ADJ UNAPPLIED | REF. NO. | AGE CODE | |
| 1 | FULL PAY WITH DISCOUNT | | | .00 | | | |
| 2 | FULL PAY WITHOUT DISCOUNT | | | | | | |
| 3 | PARTIAL PAY WITH DISCOUNT | | | | CK04 | END OF TRANS. | |
| 4 | PARTIAL PAY WITHOUT DISCOUNT | | | | CK05 | RE-APPLY TRANS. | |
| 5 | ADJUSTMENT ONLY | | | | CK06 | RE-ENTER RECPT. | |

Actual updating of the detail and master file is not accomplished until the operator has fully applied the amount received and notified the system that this cash entry for this customer is complete. If a condition occurs where the operator wishes to either reenter the cash transaction, therefore starting the detail application again, or just to restart applying the cash to an individual item, the process can be done before ending the transaction. When the operator elects to reapply the transaction, the previous entries are shown so that only changes need to be made. Any application that was and still is correct does not need to be reentered.

Adjustment application: This feature allows the operator to process adjustment entries against the customer's account. The flow of processing is similar to the application of cash. As the entry is made, it is first verified and then applied to the referenced item in the detail file.

At the end of cash receipt and adjustment posting, a display shows the control totals for the data just entered.

Miscellaneous cash receipts application: This feature allows the operator to process cash receipts that are not to be credited to a customer's account. These non-Accounts Receivable cash receipts are posted to the general ledger, similar to general journal entries.

Entering invoice summaries

Invoice summary records are required only for invoices not processed through the Order Entry and Invoicing application. The invoice summary entry verifies the customer number before accepting the transaction. This entry allows the operator to enter a credit memo and apply it directly to a particular invoice for that customer.

| | | | | | | | | |
|---------------|--------------|--------------------------|------------|----------|----------|----------------------|--------|----|
| DATE 08/27/** | | INVOICE ENTRY | | | | ENTER | AMR153 | W1 |
| COMPANY | 1 | APPOLLO SUPPLY CO. | | | | OPEN ITEM | | |
| CUSTOMER | 100 | 625 WEST OGLETHORPE AVE. | | | | STATE GA ZIP 30301 | | |
| | | ATLANTA | | | | | | |
| INV/CR MEMO | DATE | | | | | | | |
| 100 | 0827** | | | | | | | |
| INV AMT(2) | AGE CD | SALE CD | TAX 1(2) | TAX 2(2) | TAX 3(2) | TAX 4(2) | | |
| 28450 | 0 | R | 600 | | 400 | | | |
| DISC ALLD(2) | NET SALES(2) | SPC CHG(2) | FRT CHG(2) | TRADE | DISC(2) | INV COST(2) | | |
| 272 | 26250 | | 1200 | | | 23000 | | |
| SALESMAN | WEIGHT(1) | INV REF | CLOSINGS | TILL | CURRENT | CK01 RESUME ENTRY | | |
| 31701 | | | | N | | CK02 PAGE FORWARD | | |
| | | | | | | CK03 PAGE BACKWARD | | |
| | | | | | | CK05 PAGE FORWARD 5 | | |
| | | | | | | CK08 ENTER CUSTOMER | | |
| | | | | | | CK17 ACCEPT W/ ERROR | | |
| | | | | | | CK20 DELETE RECORD | | |
| | | | | | | CK24 DISPLAY STATUS | | |

Printing transaction registers

The operator selects the batches of entered transactions (both cash/adjustment and invoice summaries) that are to be processed for the transaction registers. It is at this point that the invoice summary data is added to the master file and the detail file.

An A/R cash receipts and adjustments transaction register is printed for each batch of cash and adjustment transactions. In addition, an individual line is printed detailing the affected invoices. The batch total balances are also printed.

| A/R CASH RECEIPT AND ADJUSTMENT TRANSACTION REGISTER | | | | | | | | | | | DATE | 3/29/** | TIME | 14.16.40 | PAGE | 1 | AMR401 |
|--|--------------|------------|---------------------|----------|------------|------------|-----------------------------|-------------------------|-------------------------------|---------------------------|-------|---------|------|----------|------|---|--------|
| | | | | | | | | | | | BATCH | 11 | | | | | |
| DEPOSIT NO | CHECK/ADJ NO | CO/CUST NO | NAME | SLSMN NO | TRAN TYPE | A/R AMOUNT | DISCOUNT AMOUNT (ORIDE G/L) | CASH AMOUNT (ORIDE G/L) | ADJUSTMENT AMOUNT (ORIDE G/L) | CREDIT AMOUNT (ORIDE G/L) | | | | | | | |
| --REF-- | --DATE-- | --A/R-- | --DISC-- | --CASH-- | ADJUSTMENT | | | | | | | | | | | | |
| 98 | 1126 | 1 | POP MACHINE | | | | | 13.35 | | 13.35 | | | | | | | |
| 98 | 1542 | 100001400 | LAKESIDE IMPLEMENTS | 31702 | 6 | 375.00- | 20.00 | 355.00 | .00 | | | | | | | | |
| SUMMARY | 3/29/** | | 375.00- | 20.00 | 355.00 | .00 | | | | | | | | | | | |
| 84311 | 3/29/** | | 10.00- | .00 | 10.00 | .00 | | | | | | | | | | | |
| 86672 | 3/29/** | | 355.00- | 10.00 | 345.00 | .00 | * | | | | | | | | | | |
| 86686 | 3/29/** | | 10.00- | 10.00 | .00 | .00 | | | | | | | | | | | |
| 98 | 226487 | 1 | REBATE | | | | | 25.00 | | 25.00 | | | | | | | |
| 98 | 22568 | 100001700 | PHILLIPS & SONS | 31709 | 6 | 625.00- | .00 | 625.00 | .00 | | | | | | | | |
| SUMMARY | 3/29/** | | 625.00- | .00 | 625.00 | .00 | | | | | | | | | | | |

| A/R CASH RECEIPT AND ADJUSTMENT TRANSACTION REGISTER | | | | | | | | | | | DATE | 3/29/** | TIME | 14.16.40 | PAGE | 3 | AMR401 |
|--|-----------|----|----------------------|--|--|--|--|--|--|--|------|---------|------|----------|------|---|--------|
| FINAL TOTALS | | | | | | | | | | | | | | | | | |
| TRANSACTION TOTALS | COUNT | | * DISCOUNT EXCEEDED- | | | | | | | | 2 | | | | | | |
| MISC CASH RECVD | 38.35 | 2 | | | | | | | | | | | | | | | |
| A/R CREDITS | 2,494.31- | 11 | | | | | | | | | | | | | | | |
| DISCOUNTS | 40.00 | | | | | | | | | | | | | | | | |
| ADJUSTMENTS | .00 | | | | | | | | | | | | | | | | |
| APP CASH | 2,454.31 | | | | | | | | | | | | | | | | |
| UNAPP CASH | .00 | | | | | | | | | | | | | | | | |
| ADJUSTMENT | 76.00 | 7 | | | | | | | | | | | | | | | |
| APP ADJ | 76.00 | | | | | | | | | | | | | | | | |
| UNAPP ADJ | .00 | | | | | | | | | | | | | | | | |
| TOTAL APPLIED | 2,418.31- | 18 | | | | | | | | | | | | | | | |
| TOTAL ADJ | 76.00 | | | | | | | | | | | | | | | | |
| TOTAL CASH | 2,492.66 | | | | | | | | | | | | | | | | |

The invoice register lists each new invoice summary entered and provides totals for items such as net sales, taxes added, freight, special charges, and invoice cost.

Cash and COD invoice summaries are printed on the register, but are not added to the master or detail files. If Sales Analysis is installed, all sales information is passed for all new invoice summary records.

INVOICE REGISTER-ACCOUNTS RECEIVABLE DATE 4/13/** TIME 10.13.55 PAGE 1 AMV451

| INV/CM NO. | NAME | CO-CUST NUMBER | SLSMAN NO. | INV. DATE | CLOSES SALFS AMOUNT | CURR SPECIAL CHG/CR | SALFS CO FREIGHT | DISCOUNT | TOTAL TAXES | INVOICE TOTAL | INVOICE PROFITS | PROFIT PERCENT |
|-------------|------------|----------------|------------|-----------|---------------------|---------------------|------------------|----------|-------------|---------------|-----------------|----------------|
| APPOLLO 200 | SUPPLY CO. | 01-00000100 | 31701 | 4/13/** | 580.00 | 0.00 | R .00 | .00 | .00 | 580.00 | 580.00 | 100.0 |
| APPOLLO 201 | SUPPLY CO. | 01-00000100 | 31701 | 4/13/** | 500.00 | 0.00 | R .00 | .00 | .00 | 500.00 | 500.00 | 100.0 |
| APPOLLO 203 | SUPPLY CO. | 01-00000100 | 31701 | 4/13/** | 1,011.00 | 0.00 | R .00 | .00 | .00 | 1,011.00 | 1,011.00 | 100.0 |
| ABC | SUPPLY CO. | | 31701 | 4/13/** | | 0 | R | | | | | |

INVOICE REGISTER-ACCOUNTS RECEIVABLE DATE 4/13/** TIME 10.13.55 PAGE 3 AMV451

| FINAL | TOTALS | A/R | COUNT |
|---------------|----------|-------|-------|
| FUT. AR - | | .00 | |
| SALES - | 6,996.00 | | |
| SPECIAL - | | .00 | |
| FREIGHT - | | .00 | |
| DISCOUNT- | | .00 | |
| TAX 1 - | | .00 | |
| TAX 2 - | | .00 | |
| TAX 3 - | | .00 | |
| TAX 4 - | | .00 | |
| INVOICES- | 6,996.00 | | |
| INV.COST- | | .00 | |
| GROSS PROFIT: | | | |
| AMOUNT- | 6,996.00 | | |
| PERCENT- | | 100.0 | |
| CASH/COD- | | .00 | |

Taking a trial balance

Before you print your statements each month, you can take a trial balance on your accounts for audit purposes. The aged trial balance contains descriptive information on each customer, such as name, address, and telephone number. It also lists current amount, total amount due, future amount, and amounts due in age periods 1 through 4 (open-item accounts show each open item, regardless of age), and service charges. The amounts are listed by customer and totaled at the end of the report.

The operator can select from several formats (run-time options) to provide you with an aged trial balance specifically suited to your needs.

| ARMAX COMPANY 1 NO. 1 | | AGED TRIAL BALANCE REPORT | | DATE | d/31/** | TIME | 9.49.14 | PAGE | 1 | AMR021 |
|-----------------------|---------------------------|--|-----------|---------|-----------|----------|----------|----------|---|--------|
| ALL CUSTOMERS | | AGED AS OF CURRENT STATEMENT-SINGLE LINE | | | | | | | | |
| | FUTURE A/R | TOTAL DUE | CURRENT | OVER 30 | OVER 60 | OVER 90 | JVCR 120 | | | |
| 100 | APPOLLU SUPPLY CO. | .00 | 3,171.54 | .00 | .00 | .00 | 1,037.38 | 2,134.16 | | |
| 200 | AL'S CLEANING SERVICE | 328.37 | 2,526.96 | .00 | 2,290.59 | .00 | .00 | .00 | | |
| 300 | AMERICAN WOOD PRESERVING | .00 | 2,488.53 | .00 | 2,488.53 | .00 | .00 | .00 | | |
| 400 | BICKERS & WHITE | .00 | 2,922.20 | .00 | 172.50 | 2,749.70 | .00 | .00 | | |
| 500 | BRANCH EQUIPMENT CO. | .00 | 2,541.01 | .00 | 2,541.01 | .00 | .00 | .00 | | |
| 600 | CAMEKON COMPANY | .00 | 713.20 | .00 | 913.20 | .00 | .00 | .00 | | |
| 700 | CRANE, OVERTON, & CULVER | .00 | 1,788.00 | .00 | 1,788.00 | .00 | .00 | .00 | | |
| 800 | DEKALB CHEMICAL CO. | .00 | 11,815.91 | .00 | 11,815.91 | .00 | .00 | .00 | | |
| 900 | FLYNN INDUSTRIAL SUPPLY | .00 | 4,290.50 | .00 | 1,717.17 | 2,573.33 | .00 | .00 | | |
| 1000 | FOREMOST, MACHINE SHOP | .00 | 5,405.06 | .00 | 2,049.01 | 3,356.05 | .00 | .00 | | |
| 1100 | GORDON'S PRINT SHOP | .00 | 3,155.77 | .00 | 2,896.40 | 259.37 | .00 | .00 | | |
| 1200 | JACKSON & MEYERS CO. | .00 | .00 | .00 | .00 | .00 | .00 | .00 | | |
| 1300 | JONES STEEL SUPPLY | .00 | 338.00 | .00 | 338.00 | .00 | .00 | .00 | | |
| 1400 | LAKE SIDE IMPLEMENT | .00 | 1,024.39 | .00 | 1,060.50 | .00 | .00 | 763.89 | | |
| 1500 | MC MILLAN, TURNER | .00 | 4,120.59 | .00 | .00 | 2,127.11 | 1,993.48 | .00 | | |
| 1600 | MEEHAN MANUFACTURING | .00 | 1,098.73 | .00 | .00 | 1,098.73 | .00 | .00 | | |
| 1700 | PHILLIPS & SONS | .00 | 15,182.39 | .00 | 12,319.45 | .00 | .00 | 2,862.94 | | |
| 1800 | POOLE HARDWARE | .00 | 4,721.96 | .00 | .00 | 3,553.70 | 1,168.26 | .00 | | |
| 1900 | QUAKER STATE SERVICE INC. | .00 | 998.10 | .00 | 998.10 | .00 | .00 | .00 | | |
| 2000 | SHARPE STEEL | .00 | 2,436.65 | .00 | 2,436.65 | .00 | .00 | .00 | | |
| 2100 | SOUTHSIDE WELDING & | .00 | 7,845.40 | .00 | .00 | 2,716.10 | 5,129.30 | .00 | | |
| 2200 | STEVENS BUILDING SUPPLY | .00 | 3,819.71 | .00 | 482.16 | 3,337.55 | .00 | .00 | | |
| 2300 | TARA SUPPLY COMPANY | .00 | 1,253.88 | .00 | 231.80 | 1,022.08 | .00 | .00 | | |
| 2400 | THOMAS, INC. | .00 | 5,076.13 | .00 | 5,076.13 | .00 | .00 | .00 | | |
| 2500 | WELTON INDUSTRIES | .00 | 3,388.86 | .00 | 3,388.86 | .00 | .00 | .00 | | |
| 2600 | WINSTON PARK INC. | .00 | 3,684.84 | .00 | 3,684.84 | .00 | .00 | .00 | | |
| 2700 | YATES BRUS. CO. | .00 | 1,747.12 | .00 | 1,747.12 | .00 | .00 | .00 | | |

| ARMAX COMPANY 1 COMPANY NO. 01 TOTALS | | AGED TRIAL BALANCE REPORT | | DATE | d/31/** | TIME | 9.49.14 | PAGE | 2 | AMR021 |
|---------------------------------------|-----------|---------------------------|--------------|------------|----------------|------|---------|------|---|--------|
| PREV BAL | CURR CHGS | CURR PMTS | CURR ADJMNTS | TOTAL DUE | FUTURE A/R DUE | | | | | |
| 112,754.24 | .00 | 11,096.21 | .00 | 101,658.03 | 328.37 | | | | | |
| CURRENT AMOUNT | OVER 30 | OVER 60 | OVER 90 | OVER 120 | LATE CHGS | | | | | |
| .00 | 63,447.13 | 19,792.24 | 12,329.30 | 5,700.94 | .00 | | | | | |
| UNAPPLIED PAYMENTS- | .00 | UNAPPLIED ADJUSTMENTS- | .00 | | | | | | | |

The report can be printed:

- With the aging periods current or projected as of the next accounting period
- In summary (totals by age period) or in detail (each item)
- All customers (with or without a balance)
- Only customers with balances (a minimum amount can be specified)
- Only customers with past-due balances (a minimum amount can be specified)
- Only customers with delinquent balances.

Additionally, by using the range printing feature, you can receive a separate aged trial balance on certain groups of customers. For example, if you have two operators handling receivables collections, one of them can call for a report of the first 1000 customers, and the other can call for a report of the last 1000. If the aged trial balance covers the same range of customers as the statements you are going to print, the trial balance totals will agree with the control totals generated during statement printing.

With this flexibility in printing, the aged trial balance can be run as frequently as necessary to help you maintain tight control over an important asset—accounts receivable.

Purging open items and printing the paid open item proof

Open-item customers can be coded so that fully paid transactions are purged on request or only at month end, so they appear on the customer statements.

The paid open-item proof can be printed on request showing all open items that have been cleared by payments or adjustments.

| COMPANY NO 2 | NO. 22 | PAID OPEN-ITEM PROOF | | DATE | 9/01/74 | TIME | 10:45:27 | F4L | ... |
|-------------------------|----------------|----------------------|----------|------------|----------|-----------------|-------------------|-----|-----|
| CUSTOMER NUMBER | INVOICE NUMBER | TYPE | DATE | A/R AMOUNT | DISCOUNT | AMOUNT RECEIVED | ADJUSTMENT NUMBER | | |
| PAGE 2800 | 84700 | 1 | 11/22/73 | 382.04 | | | | | |
| PAGE 2800 | PAYMT | 2 | 9/01/74 | 382.04 | 20.00 | 362.04 | | | |
| PAGE 2800 | 84819 | 1 | 11/29/73 | .37 | | | | | |
| PAGE 2800 | ADJMT | 3 | 9/01/74 | | | | ADJ05 | | |
| PAGE 2800 | 84881 | 1 | 11/29/73 | 44.00 | | | | | |
| PAGE 2800 | CBCL | 1 | 9/01/74 | 100.00 | | | | | |
| PAGE 2800 | PAYMT | 2 | 9/01/74 | 44.00 | .00 | 44.00 | | | |
| COMPANY PURGED AR TOTAL | | | 4,303.01 | | | | | | |

| COMPANY 02 TOTALS | | | | | | | |
|-------------------|-----------------|----------|-----------|-----------|-------|-------------------------------|-------|
| | BALANCE FORWARD | | OPEN ITEM | | TOTAL | | |
| | COUNT | AMOUNT | COUNT | AMOUNT | COUNT | AMOUNT | |
| FUTURE AR DUE - | 0 | .00 | 0 | .00 | 0 | .00 | |
| BALANCE FORWARD - | 1 | 1,853.08 | | | 1 | 1,853.08 | |
| SERVICE CHARGES - | 0 | .00 | 0 | .00 | 0 | .00 | |
| INVOICES - | 0 | .00 | 11 | 12,728.93 | 11 | 12,728.93 | |
| PAYMENTS - | 2 | .00 | 2 | 4,382.04 | 2 | 4,382.04 | |
| ADJUSTMENTS - | 0 | .00 | 2 | 589.70 | 2 | 589.70 | |
| ACTIVE ACCOUNTS - | 1 | 1,853.08 | 2 | 4,915.49 | 3 | 10,789.37 | |
| RECORDS PURGED - | 7 | | | | | | |
| | | | | | | TOTAL CASH DISCOUNT ALLOWED - | 20.00 |

Month-end closing

This procedure ages master and detail records; calculates service charges for customers coded to receive service charges; creates a data file from which statements are printed; and finally, eliminates all fully paid items from the detail file. The operator can run month-end closing for all companies in a single run or can close selectively to fit each company's month-end time schedule.

During this procedure, the operator can select the various control totals, record counts, and listings to be printed.

Printing statements

Statements serve two important purposes: they can speed payment collection by reminding the customer of amounts due, and they help maintain customer goodwill by providing an accurate picture of the customer's transactions.

The application produces statements for customers coded to receive them. These statements include any service charges applied to the account. For customer records coded as no-statement accounts (those who usually pay by invoice and prefer not to receive statements), statement printing is bypassed.

PAGE 1

| | | | | | | |
|------|----------|---|----------|------|----------|----------|
| COMP | CUSTOMER | NAME | DATE | COMP | CUSTOMER | DATE |
| 1 | 400 | BICKERS C WHITE 8800 EAST 63RD ST LOS ANGELES | 12/30/88 | 1 | 400 | 12/30/88 |
| | | STATE ZIP | | | | |
| | | CA 04133 | | | | |

THANK YOU FOR YOUR BUSINESS

| DATE | TRANSACTION | INVOICE NUMBER | CASH RECEIVED ADJUSTMENT NO | DISCOUNT | AMOUNT | DATE | TRANK | INVOICE NUMBER | ADJUST NO | AMOUNT |
|----------|-------------|----------------|-----------------------------|----------|---------|----------|-------|----------------|-----------|---------|
| 11/25/88 | INVOICE | 85079 | | 20.00 | 1482.65 | 11/25/88 | INV | 85079 | | 1482.65 |
| 12/27/88 | ADJMENT | | 111333 | | 300.00 | 12/27/88 | ADJ | 111333 | | 300.00 |
| 11/25/88 | INVOICE | 84731 | | 20.00 | 172.50 | 11/25/88 | INV | 84731 | | 172.50 |
| 12/27/88 | ADJMENT | | 111333 | | 500.00 | 12/27/88 | ADJ | 111333 | | 500.00 |
| 12/30/88 | SRVC CHG | | | .00 | 42.53 | 12/30/88 | SC | | | 42.53 |

| | | | |
|---------|----------|---------|------------------------|
| CURRENT | PAST 30 | PAST 60 | |
| 42.53 | 672.50 | 2162.65 | TOTAL DUE |
| PAST 90 | PAST 120 | | PLEASE PAY THIS AMOUNT |
| .00 | .00 | | 2167.68 |

Statements can be printed any time after month-end closing and before the next period close. You can elect to print all statements at one time or selectively within limits by customer number; or if you selected multicompany support, you can print by company number.

A tailoring option permits you to suppress printing of statements for those customers with a zero balance, even if the customer had activity during the current period.

Printing delinquency notices

Your operator can run delinquency notices whenever necessary. Depending on the delinquency point (age period), the amount delinquent can be the age period 4 amount only, or a total of the amounts in all age periods equal to, or older than, the delinquency point you specified.

| | | | |
|--------------------------|----------|-----------------|-------|
| | | DATE | |
| | | 8/31/** | |
| | | CUSTOMER NUMBER | |
| APPOLLO SUPPLY CO. | | 1 | 100 |
| 625 WEST UGLETHORPE AVE. | | | |
| ATLANTA | | GA | 30301 |
| CURRENT | PAST 30 | PAST 60 | |
| .00 | .00 | .00 | |
| PAST 90 | PAST 120 | TOTAL DUE | |
| 1,037.38 | 2,134.16 | 3,171.54 | |
| DELINQUENT AMOUNT - | | 3,171.54 | |

Printing the customer account status report

The operator can request an account status report (for selected customers) at any time. This report provides the current status of a specific customer, showing payments, current balance, total amount due, and aged amounts due. For open-item customers, the report shows detail for all open items, so that you have a record of the invoices to which unidentified cash has been applied. For invoices that are partially paid, the report shows the original amount due, the payment amount, and the amount still open or outstanding.

Inquiry

The Accounts Receivable application provides inquiry into a customer's data files at any time.

This request allows the operator to enter a customer number and receive from the system the customer master data and the unpaid total from the detail file. The operator can go from customer to customer without restarting the procedure.

| DATE | 08/16/** | A/R INQUIRY - OPEN ITEM | SUMMARY | AMR902 | VI | | |
|-------------|----------|-------------------------|-------------------------|------------------|----------------|-------------|--------------------|
| COMPANY | 01 | BICKERS & WHITE | PHONE 781-341-6658 | | | | |
| CUSTOMER | 00000400 | 8800 EAST 63RD ST. | STMT CD 0 SALESMAN | | | | |
| LINE | N | LOS ANGELES | SVC CD 1 SVC PCT 015 | | | | |
| | | | LAST PAYMENT - 00/00/** | | | | |
| | | CA 64133 | | | | | |
| SRVC CHGS - | 41.24 | CURRENT - | 41.24 | FUTURE DUE - | | | |
| CURR CHGS - | | 30 DAY - | | CREDIT LIMIT - | | | |
| CURR PMTS - | | 60 DAY - | 172.50 | | EXCEEDED | | |
| CURR ADJS - | | 90 DAY - | 2,749.70 | DETAIL TOTAL - | | | |
| PREV BAL - | | 120 DAY - | | TOTAL DUE - | | | |
| LINE | REF NO | DATE | TRAN AMT | DR/CR TO DATE | DISCOUNT TAKEN | A/R AMT DUE | DATE LAST ACTIVITY |
| 1 | 084955 | 10/06/** | 887.09 | .00 | .00 | 887.05 | 10/06/** |
| 2 | 085079 | 10/13/** | 1,862.65 | .00 | .00 | 1,862.65 | 10/13/** |
| 3 | 084731 | 11/21/** | 172.50 | .00 | .00 | 172.50 | 11/21/** |
| 4 | SVCCHG | 01/01/** | 41.24 | .00 | .00 | 41.24 | 01/01/** |
| 5 | | | | | | | |
| 6 | | | | | | | |
| 7 | | | | | | | |
| 8 | | | | | | | |
| | | | --- | END OF DETAIL--- | | | |
| | | | | | | CK24 | END OF INQUIRY |

Interfaces

The Accounts Receivable application interfaces with the following other MAPICS applications, if they are installed:

- The Order Entry and Invoicing application uses Accounts Receivable data for credit limit checking. Order Entry and Invoicing also provides summary information for each invoice or credit memo processed.
- The Sales Analysis application receives from Accounts Receivable the customer and salesman sales information for those invoice summary records entered directly into Accounts Receivable.
- Accounts Receivable also provides information to the General Ledger application related to cash and adjustment entries, and service charges.

Sales Analysis

Information flow

Figure 2-8 shows how information flows through the Sales Analysis application. The numbers in the following discussion refer to that figure.

At month end, sales statistics are printed in reports showing customer, item, and salesman performance **1**.

On request, a series of reports are available for customers, items, and salesmen showing current period and year-to-date information. Additionally, current period-to-date information is available for customers and items **2**.

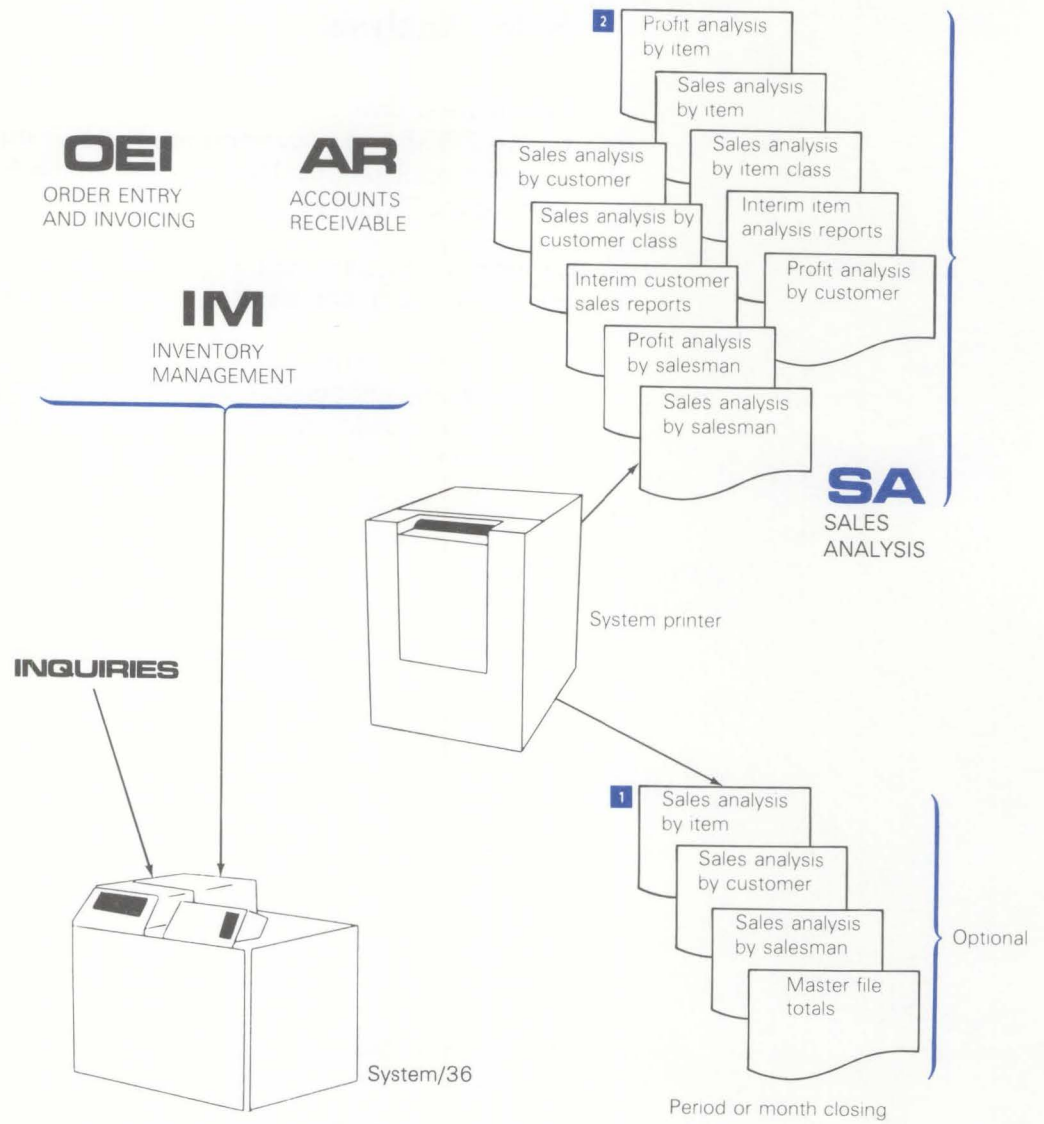


Figure 2-8. Sales Analysis information flow

Application functions

12-month or 13-period processing

The Sales Analysis application provides for either 12-month or 13-period processing. The selection is based on your methods of accounting. If Order Entry and Invoicing is installed, it controls when a period change takes place; otherwise, Sales Analysis controls the posting period in the system.

Report selections

When you install the Sales Analysis application, the tailoring option allows you to require the printing of the sales analysis by item, by customer, and/or by salesman at period close. If no selection is made, only master file totals for salesman, customer, and item will print when the Sales Analysis application is closed for a period.

A tailoring option permits you to select whether to print items which have had no current sales activity.

Receipt of data

The Sales Analysis application automatically receives data from its interfacing applications, if installed. At least one of these applications must be installed.

Operations

Profit analysis by item

The primary purpose of this report is to analyze the profitability of specific items. The report can help determine trends associated with items and classes of items. It is printed in item number within item class sequence. You can print all or a range of items within a class or item classes.

| NORTHCREEK IND. NO. 01 | | PRUFIT ANALYSIS BY ITEM FOR PERIOD 2 PTD/YTD | | | | DATE 2/10/88 TIME 15.15.33 PAGE 1 AMS22 | | | | | |
|------------------------|---------------|---|-----------------------------|---------------|-------------------|---|----------------|-------------------------|-------------------|------------------------|-------------|
| ITEM CL NUMBER | SOLD P-T-D | LOST P-T-D | QUANTITIES SOLD Y-T-D | LOST Y-T-D | G.P. AMT P-T-D | PROFIT PCT P-T-D | SALES Y-T-D | AMOUNT COST Y-T-D | G.P. AMT Y-T-D | PROFIT PCT Y-T-D | PCT L.YR |
| 20 0499001 | 37 | | 107 | 6 | 621.84 | 47.1 | 4960.50 | 2531.34 | 2429.16 | 49.0 | 45.7 |
| 20 1203385 | 40 | | 110 | 8 | 518.22 | 50.4 | 4667.53 | 2027.38 | 2040.15 | 56.6 | 45.7 |
| 20 1403424 | 70 | | 210 | 1 | 407.74 | 50.0 | 2447.65 | 1225.01 | 1222.54 | 50.0 | 55.5 |
| CLASS TOTALS | 147 | | 427 | 15 | 1547.80 | 48.9 | 12075.68 | 5783.73 | 6291.95 | 52.1 | |
| 70 3203591-12 | | | | | | | | | | | |
| 70 333480-A | 35 | | 105 | 8 | 66.20 | 66.6 | 284.90 | 132.60 | 152.30 | 53.5 | 51.7 |
| 70 3427005-A | 17 | | 52 | 5 | 100.49 | 31.2 | 870.48 | 621.38 | 255.10 | 29.1 | 39.9 |
| 70 0603591-12 | 35 | | 105 | 1 | 20.07 | 22.3 | 275.62 | 190.34 | 85.23 | 30.9 | 51.7 |
| CLASS TOTALS | 87 | | 262 | 14 | 186.78 | 36.5 | 1437.00 | 944.37 | 492.03 | 34.3 | |
| 80 0203591-08 | 10 | | 39 | 5 | 15.08 | 50.0 | 108.04 | 48.79 | 59.25 | 54.8 | 51.6 |
| 80 0534250-A | 83 | | 209 | 1 | 11.25 | 10.7 | 357.55 | 206.80 | 150.75 | 42.2 | 49.9 |
| 80 0603591-12 | 10 | | 45 | 4 | 2.64 | 26.7 | 35.46 | 24.43 | 11.03 | 31.1 | 51.8 |
| CLASS TOTALS | 103 | | 293 | 10 | 28.97 | 20.0 | 501.05 | 280.02 | 221.03 | 44.1 | |
| FINAL TOTALS | 337 | 10 | 962 | 39 | 1763.55 | 46.2 | 14013.73 | 7008.12 | 7005.61 | 50.0 | |
| OPTIONS CHOSEN | | | | | | | | | | | |
| ALL ITEM NUMBERS | | | | | | | | | | | |

Sales analysis by item

This report compares present activity for an item with the previous year's activity. It can aid in determining demand pattern changes, so that sales emphasis can be affected or inventory levels can be altered. This report can be printed with the same options as the profit analysis by item report.

| NORTHCREEK IND. NO. 01 | | SALES ANALYSIS BY ITEM FOR PERIOD 2 PTD/YTD | | | | | | DATE 2/10/** | TIME 15.15.25 | PAGE 1 | AMS22 | |
|------------------------|-----------------|---|----------|-----------------|-------------------|----------|-----------------|--------------------|---------------|-----------------|-------------------|----------|
| CL ITEM NO. | P-T-D THIS YEAR | QUANTITY LAST YEAR | PCT DIFF | P-T-D THIS YEAR | AMOUNTS LAST YEAR | PCT DIFF | Y-T-D THIS YEAR | QUANTITY LAST YEAR | PCT DIFF | Y-T-D THIS YEAR | AMOUNTS LAST YEAR | PCT DIFF |
| 20 0499001 | 37 | 30 | 23.3 | 1,320.31 | 1,060.16 | 24.5 | 107 | 1,000 | 89.4- | 4,900.50 | 57,949.88 | 91.4- |
| 20 1203385 | 40 | 30 | 33.3 | 1,027.34 | 1,060.16 | 3.1- | 110 | 1,101 | 90.0- | 4,667.53 | 57,799.79 | 91.9- |
| 20 1403424 | 70 | 60 | 16.7 | 815.25 | 699.20 | 16.6 | 210 | 1,990 | 89.4- | 2,447.65 | 27,221.34 | 91.0- |
| CLASS TOTALS | 147 | 120 | 22.5 | 3,162.90 | 2,819.52 | 12.2 | 427 | 4,097 | 89.6- | 12,075.68 | 142,971.01 | 91.6- |
| 70 3203591-12 | 35 | 30 | 16.7 | 99.40 | 79.66 | 24.8 | 105 | 1,108 | 90.5- | 284.90 | 2,891.99 | 90.1- |
| 70 3333480-A | 17 | 15 | 13.3 | 322.13 | 235.41 | 36.8 | 52 | 550 | 90.5- | 876.48 | 8,918.00 | 90.2- |
| 70 3427005-A | 35 | 30 | 16.7 | 90.12 | 79.00 | 14.1 | 105 | 1,108 | 90.5- | 275.62 | 1,280.97 | 78.6- |
| CLASS TOTALS | 87 | 75 | 16.0 | 511.65 | 394.07 | 29.8 | 262 | 2,766 | 90.5- | 1,437.00 | 13,097.56 | 89.0- |
| 80 0203591-08 | 10 | 12 | 16.7- | 30.13 | 33.78 | 10.8- | 39 | 466 | 91.6- | 108.04 | 1,230.11 | 91.2- |
| 80 0534250-A | 83 | 54 | 53.7 | 105.12 | 108.36 | 3.0- | 209 | 1,994 | 89.5- | 357.55 | 3,970.71 | 91.0- |
| 80 0603591-12 | 10 | 15 | 33.3- | 9.87 | 10.84 | 8.9- | 45 | 538 | 91.0- | 35.46 | 41.08 | 91.4- |
| CLASS TOTALS | 103 | 81 | 27.2 | 145.12 | 152.98 | 5.1- | 293 | 2,998 | 90.2- | 501.05 | 5,622.90 | 91.1- |
| FINAL TOTALS | 337 | 276 | 22.1 | 3,819.67 | 3,366.57 | 13.5 | 982 | 9,861 | 90.0- | 14,013.73 | 161,091.47 | 91.3- |
| OPTIONS CHOSEN | | | | | | | | | | | | |
| ALL ITEM NUMBERS | | | | | | | | | | | | |

Sales analysis by item class

This report contains the same information as the sales analysis by item report, except that individual item data is not shown. The report prints one line per item class selected, showing the comparative information.

Interim item analysis reports

Three reports are available on demand to show the current period activity:

- Profit analysis by item—lists all items or a selected range of items or classes and shows sales volume in quantity and amounts, cost and gross profit amounts and percents.
- Profit analysis by item class—prints item class information from all or a selected range of item classes. The information is the same as the interim profit analysis by item report.
- Profit analysis by item sales amount—prints all items sequenced by descending sales amount. This report can relate high volume sales items to their profit contribution.

Profit analysis by customer

This report shows, at a glance, the profitability of each customer. The report can be printed for all or a range of companies, if you selected multicompany support, or for all or a range of customers.

| NORTHCREEK IND. NO. 01 | | PROFIT ANALYSIS BY CUSTOMER FOR PERIOD 2 MTD/YTD | | | | DATE 2/10/** | TIME 15.12.53 | PAGE 1 | AMS12 |
|--|-----------|--|-------------|------|--------------------|--------------|---------------|--------|-------------|
| CUSTOMER NAME CUSTOMER/SALESMAN NUMBER | SALES AMT | P-T-D COST | G.P. AMT | PCT | Y-T-D SALES AMT | CUST | G.P. AMT | PCT | L.YR PCT |
| APPOLL SUPPLY CO. 01135000 31701 | 4,372.17 | 3,214.30 | 1,157.87 | 26.5 | 11,239.60 | 8,431.64 | 2,807.96 | 25.0 | 30.3 |
| ALMON SAFETY EQUIPMENT 01144000 31705 | 1,297.43 | 1,199.87 | 97.56 | 7.5 | 8,193.36 | 4,138.61 | 4,054.75 | 49.5 | 29.5 |
| AL'S CLEANING SERVICE 01154000 31706 | 2,437.52 | 1,989.74 | 447.78 | 18.4 | 7,287.47 | 4,558.47 | 2,729.00 | 37.4 | 26.9 |
| AMERICAN STEEL 01183000 31709 | 6,732.41 | 4,321.06 | 2,411.35 | 35.8 | 15,272.56 | 10,732.43 | 4,540.13 | 29.7 | 24.8 |
| BICKERS & WHITE 02007000 31901 | 4,316.41 | 1,273.82 | 3,042.59 | 70.5 | 11,269.23 | 4,271.79 | 6,997.44 | 62.1 | 24.8 |
| CAMERON COMPANY 03027000 31901 | 1,796.83 | 987.41 | 809.42 | 45.0 | 10,170.09 | 7,119.23 | 3,050.86 | 30.0 | 31.9 |
| DAY SUPPLIES, INC. 04015000 31705 | 3,117.92 | 3,009.43 | 108.49 | 3.5 | 10,338.99 | 9,129.15 | 1,209.84 | 11.7 | 22.7 |
| GOULD SUPPLY 07175000 31901 | 4,782.37 | 2,341.26 | 2,441.11 | 51.0 | 13,932.80 | 7,370.47 | 6,562.33 | 47.1 | 26.5 |
| GOLNER CONTROL CO. 07181000 31702 | 6,312.41 | 3,156.20 | 3,156.21 | 50.0 | 14,238.26 | 7,670.93 | 6,567.33 | 46.1 | 31.7 |
| COMPANY TOTALS | 35,165.47 | 21,493.09 | 13,672.38 | 38.9 | 101,942.36 | 63,422.72 | 38,519.64 | 37.8 | |
| FINAL TOTALS | 35,165.47 | 21,493.09 | 13,672.38 | 38.9 | 101,942.36 | 63,422.72 | 38,519.64 | 37.8 | |
| OPTIONS CHOSEN | | | | | | | | | |
| ALL COMPANY NUMBERS | | | | | | | | | |

Sales analysis by customer

This report lists current period and year-to-date sales for each customer and compares them to the corresponding period in the last year. The report can help in highlighting changes in buying patterns that may warrant close management or sales attention.

```

O  NORTHCREEK IND.  NO. 01  SALES ANALYSIS BY CUSTOMER  DATE 2/10/88  TIME 15.12.47  PAGE 1  AMS12  O
O  FOR PERIOD 2  PTD/YTD
O
O  CUSTOMER  SALESMAN  CUSTOMER NAME  P-T-D  AMOUNTS  PCT  Y-T-D  AMOUNTS  PCT
O  NUMBER  NUMBER  THIS YEAR  LAST YEAR  DIFF  THIS YEAR  LAST YEAR  DIFF
O  01135000  31701  APOLL SUPPLY CO.  4,372.17  588.53  642.8  11,239.60  10,524.59  6.9
O  01144000  31705  ALMON SAFETY EQUIPMENT  1,277.43  591.08  119.5  8,193.36  7,537.09  7.3
O  01154000  31706  AL'S CLEANING SERVICE  2,437.52  415.71  486.4  7,287.47  7,411.85  1.7-
O  01183000  31709  AMERICAN STEEL  6,732.41  732.01  819.7  15,272.56  13,092.03  16.7
O  02007000  31901  BICKERS & WHITE  4,316.41  595.95  624.3  11,269.23  11,060.47  1.9
O  03027000  31901  CAMERON COMPANY  1,796.83  717.70  150.4  10,170.09  12,571.95  19.7-
O  04015000  31705  DAY SUPPLIES, INC.  3,117.92  618.94  403.8  10,338.99  11,173.50  7.5-
O  07175000  31901  GOULD SUPPLY  4,782.37  784.32  509.7  13,932.80  14,131.42  1.4-
O  07181000  31702  GULNER CONTROL CO.  6,312.41  6,792.58  7.1-  14,230.26  12,427.89  14.6
O
O  COMPANY TOTALS  35,165.47  11,836.92  197.1  101,942.36  100,130.79  1.8
O
O  FINAL TOTALS  35,165.47  11,836.92  197.1  101,942.36  100,130.79  1.8
O
O  OPTIONS CHOSEN
O  ALL COMPANY NUMBERS
O
O
O
O

```

Sales analysis by customer class

This report prints one line per customer class and shows the same information as the sales analysis by customer report.

Interim customer sales reports

Three reports are available on demand to show the current interim customer sales:

- Customer sales report—lists all or a range of companies, if you selected the multicompany support, or all or a range of customers. The report shows the gross sales, cost and profit amounts, plus profit percent for each customer selected.
- Profit analysis by customer sales amount—shows the same information as the customer sales report, except that the customers with the highest dollar sales activity will appear first.
- Customer class sales report—sales volume, cost and gross profit amounts are shown for each customer class with current period activity. The profit percentage is also calculated and printed.

Profit analysis by salesman

In contrast to the total sales, this report focuses on profit. Usually produced at the end of a period but available on demand, it shows gross profits, percentage, and amounts. It recaps the year-to-date totals for the invoiced amounts and cost of goods. This report eases the evaluation of territory profitability and productivity, to highlight situations that may need management attention.

| NORTHCREEK IND. NO. 01 | | PROFIT ANALYSIS BY SALESMAN FOR PERIOD 2 PTD/YTD | | | | DATE 2/10/88 TIME 15:17:22 PAGE 1 | | AMS32 | | |
|------------------------|---------------------|---|-----------|-----------|------|-----------------------------------|------------|------------|------|------|
| SALESMAN NUMBER | SALESMAN NAME | P-T-D | | Y-T-D | | L-YR | | | | |
| | | SALES AMT | COST | G.P. AMT | PCT | SALES AMT | COST | G.P. AMT | PCT | PCT |
| 31701 | ROBERT G. AHRJH | 17,542.45 | 9,327.12 | 8,215.33 | 46.8 | 65,601.35 | 29,813.95 | 35,787.40 | 54.6 | 29.5 |
| 31702 | BOBBY JUE ADAMS | 39,607.17 | 27,538.53 | 12,068.64 | 30.5 | 85,064.37 | 59,524.83 | 25,539.54 | 30.0 | 22.0 |
| 31705 | WILLIAM E. ANJERSON | 27,241.12 | 9,879.45 | 17,361.67 | 63.7 | 89,978.21 | 29,689.01 | 40,309.20 | 57.0 | 21.5 |
| 31706 | CHARLES W. ARNOLD | 27,142.43 | 10,012.22 | 17,130.21 | 63.1 | 75,410.52 | 33,483.63 | 41,926.89 | 55.6 | 25.5 |
| 31709 | JOE DON BAKER | 33,074.20 | 15,102.12 | 17,972.08 | 54.5 | 89,174.01 | 45,310.02 | 42,863.99 | 48.1 | 24.5 |
| 31901 | RAY PIERCE | 32,340.12 | 9,870.37 | 22,469.75 | 69.5 | 80,355.38 | 10,882.56 | 69,472.80 | 86.5 | 28.6 |
| | FINAL TOTALS | 176,947.49 | 81,729.81 | 95,217.68 | 53.9 | 405,643.84 | 209,684.02 | 255,959.82 | 55.0 | |
| OPTIONS CHOSEN | | | | | | | | | | |
| ALL SALESMAN NUMBERS | | | | | | | | | | |

Sales analysis by salesman

This report is especially helpful to both salesmen and management, in tracking both performance trends from year to year and progress toward increased annual sales. It compares each salesman's current period sales to his sales for the same period last year, and shows the percentage difference. It also compares year-to-date figures.

| NORTHCREEK IND. NO. 01 | | SALES ANALYSIS BY SALESMAN FOR PERIOD 2 PTD/YTD | | | DATE 2/10/** | TIME 15.17.17 | PAGE 1 | AMSD2 |
|------------------------|---------------------|--|-----------|-------------|---------------|---------------|-------------|-------|
| SALESMAN NUMBER | SALESMAN NAME | P-T-D AMOUNTS | | | Y-T-D AMOUNTS | | | |
| | | THIS YEAR | LAST YEAR | PCT DIFF | THIS YEAR | LAST YEAR | PCT DIFF | |
| 31701 | ROBERT G. ARRON | 17,542.45 | 5,498.70 | 219.0 | 65,661.35 | 959,184.45 | 93.2- | |
| 31702 | BOBBY JOE ADAMS | 39,007.17 | 3,895.83 | 916.7 | 85,064.37 | 731,872.04 | 88.4- | |
| 31705 | WILLIAM E. ANDERSON | 27,241.12 | 3,659.90 | 644.3 | 69,978.21 | 634,757.33 | 89.0- | |
| 31706 | CHARLES W. ARNOLD | 27,142.43 | 4,136.89 | 556.1 | 75,410.52 | 738,850.06 | 89.0- | |
| 31709 | JOE DON BAKER | 33,074.20 | 48,082.72 | 31.2- | 89,174.01 | 846,511.49 | 89.5- | |
| 31901 | KAY PIERCE | 32,340.12 | 4,116.45 | 685.6 | 80,355.38 | 1,28,917.17 | 37.7- | |
| | FINAL TOTALS | 176,747.49 | 69,390.49 | 155.0 | 465,643.84 | 4,040,092.74 | 88.5- | |
| OPTIONS CHOSEN | | | | | | | | |
| ALL SALESMAN NUMBERS | | | | | | | | |

Inquiries

The Sales Analysis application permits inquiries into the status of customers, items, or salesman data in its master files at any time. Three inquiries are available: salesman, item, and customer.

Salesman

After the operator enters the requested salesman number, the system responds with information related to the accounting cycle (such as current month) and displays the past 12 months or 13 periods of activity, based on your accounting cycle.

| DATE 09/08/** | SALES ANALYSIS INQUIRY | | | | AMS381 04 |
|------------------------|-----------------------------------|--------------------|--|--|-----------|
| SALES MAN SALES | | | | | |
| SALES MAN NUMBER 31705 | SALES MAN NAME WILLIAM E ANDERSON | | | | |
| CURRENT PERIOD 12 | FIRST FISCAL PERIOD 1 | | | | |
| SALES MTD/PTD 7,241.12 | SALES YTD 49,400.90 | | | | |
| COST MTD/PTD 3,879.45 | COST YTD 29,669.01 | | | | |
| SALES | | | | | |
| PERIOD 1 4,273.70 | PERIOD 2 3,659.90 | PERIOD 3 4,273.71 | | | |
| PERIOD 4 5,494.88 | PERIOD 5 4,879.92 | PERIOD 6 5,457.71 | | | |
| PERIOD 7 3,659.93 | PERIOD 8 4,879.26 | PERIOD 9 6,105.34 | | | |
| PERIOD 10 6,716.55 | PERIOD 11 6,105.31 | PERIOD 12 5,494.73 | | | |
| PERIOD 13 2,748.35 | | | | | |
| CK24 END OF JOB | | | | | |

Item

The operator enters the item number requested, and the system responds with some static item data and the sum of the current period activity, along with the previous periods. Both dollar and quantity information are shown.

| DATE 09/08/** | SALES ANALYSIS INQUIRY | | | | AMS361 04 |
|------------------------|-----------------------------------|-----------------|--|--|-----------|
| ITEM SALES | | | | | |
| ITEM NUMBER 0203591-08 | ITEM DESCRIPTION WHEEL 8 IN. DIA. | | | | |
| ITEM CLASS 80 | | | | | |
| CURRENT PERIOD 12 | FIRST FISCAL PERIOD 1 | | | | |
| SALES MTD/PTD 30.13 | SALES YTD 446.95 | | | | |
| COST MTD/PTD 15.05 | COST YTD 248.79 | | | | |
| QTY MTD/PTD 10 | QTY YTD 169 | | | | |
| LOST MTD/PTD 1 | LOST YTD 5 | | | | |
| QUANTITY | | | | | |
| PERIOD 1 14 | PERIOD 2 12 | PERIOD 3 15 | | | |
| PERIOD 4 18 | PERIOD 5 17 | PERIOD 6 19 | | | |
| PERIOD 7 12 | PERIOD 8 18 | PERIOD 9 21 | | | |
| PERIOD 10 23 | PERIOD 11 21 | PERIOD 12 17 | | | |
| PERIOD 13 20 | | | | | |
| SALES | | | | | |
| PERIOD 1 33.91 | PERIOD 2 33.78 | PERIOD 3 33.91 | | | |
| PERIOD 4 50.17 | PERIOD 5 44.04 | PERIOD 6 50.17 | | | |
| PERIOD 7 33.78 | PERIOD 8 43.46 | PERIOD 9 61.30 | | | |
| PERIOD 10 62.43 | PERIOD 11 61.30 | PERIOD 12 46.75 | | | |
| PERIOD 13 50.02 | | | | | |
| CK24 END OF JOB | | | | | |

Customer

This inquiry displays the sum of all current period activity and the previous period's activity.

| DATE | 09/08/** | SALES ANALYSIS INQUIRY CUSTOMER SALES | | | | AMS341 04 |
|-----------------|--------------------|--|---------------------|-----------|----------|-----------|
| CUSTOMER NUMBER | | 1135000 | COMPANY NUMBER | | 1 | |
| CUSTOMER NAME | APPOLLO SUPPLY CO. | | CUSTOMER CLASS | | 10 | |
| CURRENT PERIOD | | 12 | FIRST FISCAL PERIOD | | 1 | |
| SALES MTD/PTD | | 4,372.17 | SALES YTD | | 8,151.36 | |
| COST MTD/PTD | | 3,214.30 | COST YTD | | 6,431.64 | |
| INV MTD/PTD | | 4 | INV YTD | | 12 | |
| SALES | | | | | | |
| PERIOD 1 | 686.74 | PERIOD 2 | 588.63 | PERIOD 3 | 688.74 | |
| PERIOD 4 | 882.95 | PERIOD 5 | 788.44 | PERIOD 6 | 984.06 | |
| PERIOD 7 | 1,079.16 | PERIOD 8 | 981.06 | PERIOD 9 | 882.95 | |
| PERIOD 10 | 588.63 | PERIOD 11 | 2,078.45 | PERIOD 12 | 882.34 | |
| PERIOD 13 | 699.32 | | | | | |
| CK24 END OF JOB | | | | | | |

Interfaces

The Sales Analysis application interfaces with the following other MAPICS applications, if they are installed:

- Order Entry and Invoicing provides sales and cost information related to customers, salesmen, and items. A code is available in the customer record which allows you to maintain sales analysis information on only those customers you consider pertinent.
- Accounts Receivable provides customer and salesman information for those invoices or credit memos entered directly into Accounts Receivable.
- Inventory Management provides information related to individual item sales for those sales transactions entered directly into Inventory Management. A code is available in the inventory record which allows you to maintain sales analysis information on only those items you consider pertinent.

Purchasing

Information flow

Figure 2-9 shows how information flows through the Purchasing application. The numbers in the following discussion refer to that figure.

Requisitions are entered at a work station or are created with information from Material Requirements Planning and Product Data Management **1**. Purchasing prints requisition analysis reports to help you make and prioritize purchasing decisions. Purchase orders may be entered at a work station, be drawn from open requisitions, or be taken from the planned order file in the Material Requirements Planning application. These purchase orders can be either single or blanket purchase orders **2**. Purchasing accepts routing data from Product Data Management and also retrieves standard purchase order routings.

Purchasing tracks all outstanding purchase orders and, as orders are received, prints receiving reports **3**. Purchasing passes invoice information to Accounts Payable **4** so that invoices can be processed for payment.

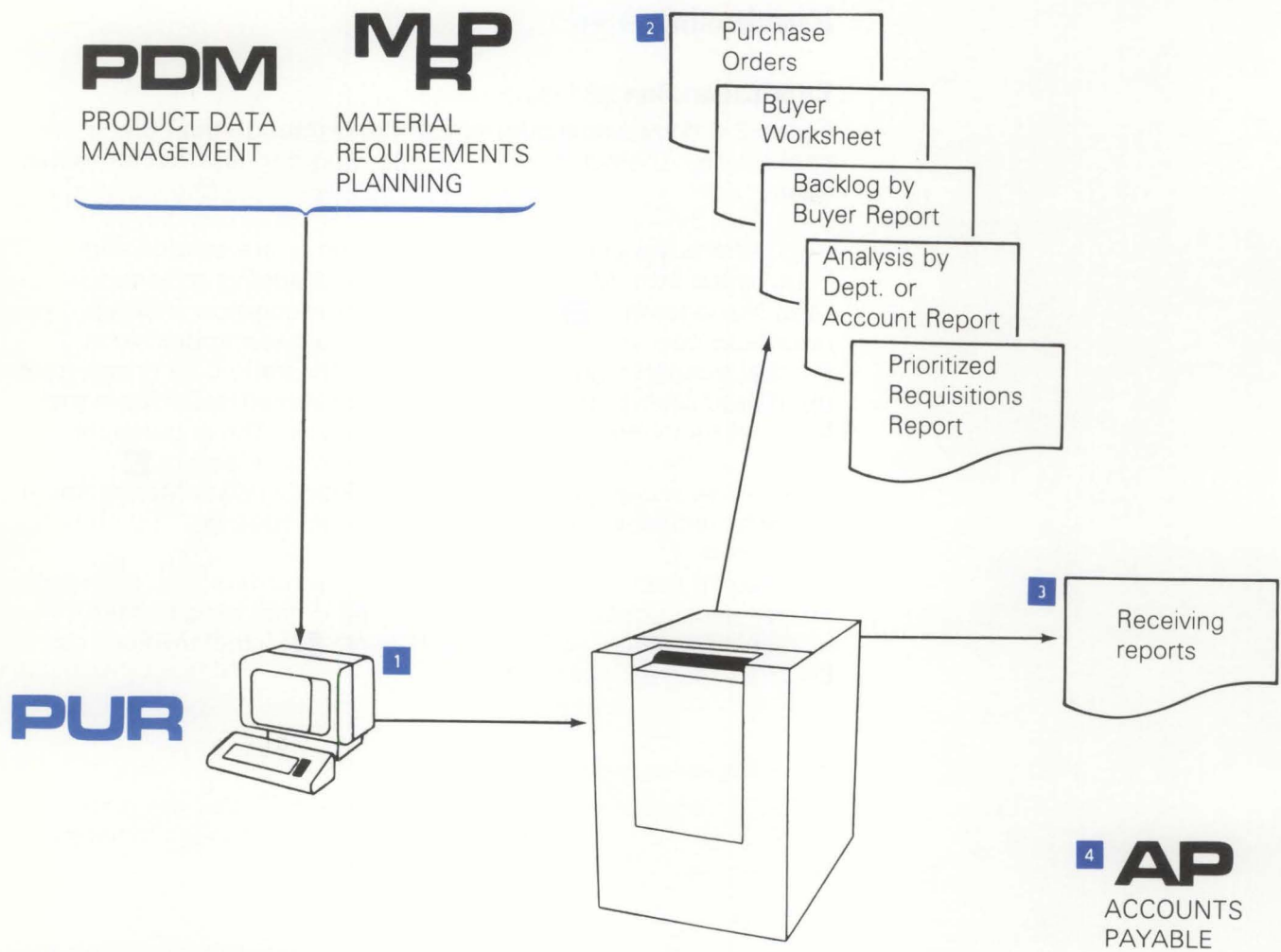


Figure 2-9. Purchasing information flow

Application functions

Requisition entry and maintenance

Requisitions are created automatically by the Material Requirements Planning (MRP) release function or manually at any work station. Production items, capital items, supplies, services, and so on can be handled on the same system.

On an individual item basis, the application allows for input of the time-phased schedule from MRP as a blanket release. Three-time fences control the level of commitment to the vendor.

Automatic printing of the purchase order will allow bypassing of the requisition entry and control steps.

A detailed list of all open requisitions, with a cash summary for each requesting account or department, aids in the commitment of financial resources.

To control the purchase order release process, analysis of buyer backlog versus demonstrated output detects purchasing bottlenecks. A prioritized daily list of open requisitions determines the most critical situations.

Purchase order inquiry

Status information on quantities which have cleared the dock, quality control, and the stockroom is available through inquiries. Fast retrieval is provided for:

- All open purchase orders for a specific item
- All open purchase orders for a specific vendor.

Reports are prepared to highlight overdue acknowledgments and purchase orders. Special inquiries help receiving personnel identify purchase orders:

- Alpha search on a portion of vendor name to help identify a vendor number
- Alpha search on a portion of item description to help identify an item number.

Print formats

Three print formats are available for individual purchase orders:

- Standard
- Blanket
- Drop-ship.

Purchase orders are released from any work station by completing an open requisition or by entering data if no requisition exists. Automatic entry through MRP is also available.

Purchase order revision printing

Purchase order revisions are accomplished by changing the order data from a work station. This starts the printing of a completely revised purchase order with all changes highlighted. Changes are maintained in the purchase order status and history files.

Purchase order tracking

A purchase routing can be assigned to any individual item, with each routing specific to the item. To reduce file storage requirements, a standard routing can be assigned to each item at the time of order release. The standard routing selected is based on an item number stored in the Purchase Item Master record.

Both a purchasing and a manufacturing routing can be assigned for each item. An extended operation description capability is used for detailed dock-to-stock instructions. The variable routing capability allows an item to:

- Be directly routed to the production area
- Bypass inspection on the way to the stockroom
- Be held for quarantine
- Have multiple inspection/testing steps assigned.

Purchase order history

To assist in purchasing decisions, a history of recent purchases is maintained and is available through reports and inquiries. The history contains price, delivery, performance, quality, and other optional data accumulated during the life of the purchase order.

Extended message capability

Clerical effort associated with preparing a purchase order and communicating with the vendor and receiving personnel has been reduced with the following capabilities:

- An 80-character item description, in addition to the 30-character item description carried in Inventory Management.
- Standard variable length messages can be printed on each purchase order; for example, notification of a plant shutdown period.
- Special messages can be entered at time of order entry to be printed on the purchase order or aimed at receiving personnel to show specific routings, handling, or storage.

Special messages can be associated with any item and automatically printed on all purchase order revisions and requests for quotation.

Quotation entry and maintenance

This function is used to enter requests for quotation. Up to five price/quantity quotes are accommodated, along with quotes on lead time, payment terms, FOB point, and estimated shipping charges. Overdue quotation feedback is detected. Requests for new quotes are automatically generated as the expiration date of an existing quotation approaches.

Transaction entry and update

All transactions from the dock-to-stock area update the order status as they are entered. Transactions can contain the vendor number to help monitor performance.

Editing of each transaction is extensive and includes:

- A check for over, under, late, or early shipment and high percentage rejection rate
- Quantity discrepancies from previously reported operations.

Prioritized dock-to-stock work lists

Purchasing provides the following functions:

- Prioritized work sequence report for making work assignments
- Work center analysis report for detecting bottlenecks and monitoring the performance of dock-to-stock work centers.

Lead time enhancements

A "to dock" due date can be carried separately from the "to stock" due date. To control lead times, four separate elements are provided:

- Review and order placement lead time
- Vendor quoted lead time
- Safety lead time
- Dock-to-stock lead time.

Validation of vendor and freight invoices

Entries can be automatically checked against the Purchase Order Status file. A report is prepared, highlighting discrepancies in quantity, invoice amount, terms, ship via, and FOB point.

Debit memos

The printing of debit memos is initiated at a work station. The transaction detail is posted to the Purchase Order Status file and held until the credit memo is entered.

Cash requirements

A time-phased analysis of cash requirements, adjusted for vendor quoted payment terms, is available.

Assignment of vendor item numbers

The application is able to automatically print the vendor's item number on all purchase orders, revisions, and quotation requests.

Vendor analysis

At order close, information on vendor price, delivery, and quality are updated. These ratings are maintained for each vendor/item. A composite vendor rating reflects all purchase order activity for vendor items.

Purchase order acknowledgment

This acknowledgment validates the closing of an order and can be prepared for selected items at the user's option.

Operations

Requisition entry

You can enter requisitions manually or automatically. Manual entry occurs at any work station. All data is specified on the Requisition Entry display. The requisition layout is similar to that of a purchase order, preventing the need for duplicate entry. Additionally, any data not known at the original entry stage can be added later to either the requisition or the purchase order. The system automatically edits the requisition for valid field entries.

```
DATE 11/30/** TIME 14 55 27 PURCHASE SYSTEM ADD AM64B2 W8
REQUISITION ENTRY AND MAINTENANCE

REQUISITION NUMBER R 000092 REQUISITION DATE 11/30/** REVISION #
ITEM 7362917 DESC PLANNAR ASSY

EXT. DESCRIPTION
QUANTITY EA 25
U/M
WHOUSE 1
SHIP-TO ID
ACCOUNT 1000
DEPT 656
CONTRACT
PRIORITY
JOB NUMBER 123450
REF NUMBER L56122

DATES-
TO DOCK
TO STOCK 1215**
FOLLOW-UP
LAST MAINT

REQUISITIONER CHUCK R.
PURCHASE ORDER P757100
PRICE 4 1500000
CK09 REQ COMMENTS
CK19 RETURN TO SELECT
CK24 DISPLAY STATUS
```

Automatic entry occurs through the Material Requirements Planning release function. This option automatically creates open requisitions for review and approval. The result is a substantial reduction in clerical effort.

Maintenance options: The following maintenance options are available:

- A = Add new records
- C = Change existing records
- D = Delete existing records
- R = Reactivate previously deleted records

These are standard options throughout the application. They allow for efficient record maintenance and control.

Requisition entry bypass: Where orders are preplanned and approved, requisition entry can be bypassed. Through MRP, planned orders are fed directly to the Purchasing system, and purchase orders are automatically printed. The purchase orders are available for review, with any necessary changes being made on a purchase order update display. This function is normally used only for minor, repetitive items.

Status display: Following entry and maintenance of records, the system displays file and session status. This standard feature of the application is especially helpful as a double check of hand-kept totals.

Reports: The application generates three requisition analysis reports that help make and prioritize purchasing decisions:

- Prioritized Requisitions
- Backlog by Buyer
- Analysis by Department or Account.

Prioritized Requisitions report

| USER ID ALISON ABC COMPANY PURCHASING DATE 2/07/** TIME 11:38:31 AM62C1 PAGE 1 | | | | | | | | | | | | | | |
|--|-------|-----------------|---|---------------|---------|---------|---------|----------|----|-------|------|---------|---------|---|
| REQUISITION ANALYSIS PRIORITIZED BY CRITICAL RATIO - LEAD TIME / REQUESTED DUE DATE BUYER RANGE FROM BEGINNING TO END | | | | | | | | | | | | | | |
| DEPARTMENT RANGE BEGINNING TO END | | | | | | | | | | | | | | |
| BUYER | 1 | 2 | | | | | | | | | | | 3 | 4 |
| REQ NO. | PRITY | C/R | W | ITEM | REQN | DUE | DUE | QUANTITY | U/ | VALUE | DEPT | ACCOUNT | REQ ID | |
| ITEM | WGT | | H | NUMBER | DATE | DOCK | STOCK | | /# | | | | | |
| EXTENDED DESCRIPTION | | | | | | | | | | | | | | |
| R000080 | | 109.90 | 1 | 2397045 | 4/28/** | 5/26/** | 5/27/** | 1,000 | EA | .0000 | | | AUTOREL | |
| | | LED+LIGHT | | | | | | | | | | | | |
| R000081 | | 188.75 | 1 | 55901 | 3/30/** | 4/13/** | 4/15/** | 149 | EA | .0000 | | | AUTOREL | |
| | | WASHER+LOCK+EXT | | T+172IDX+3800 | | | | | | | | | | |
| NUMBER OF RECORDS | | | | 2 | | | | | | | | | | |
| TOTAL VALUE | | | | .0000 | | | | | | | | | | |

- 1 Priority management—Priority override code assigned by the requisitioner.
- 2 Critical ratio—Automatically calculated, the critical ratio is the number of days to due date divided by the remaining dock-to-stock lead time. The smaller the ratio, the more critical the job.
- 3 Value—Extended cost of item(s) requested.
- 4 Requisition identification—The name or initials of the requisitioner or AUTO/REL for automatic release.

Backlog by Buyer report

This summary report lists the total of open requisitions and pending dollar commitments for each buyer.

Analysis by Department or Account report

This summary report lists all open requisitions and pending dollar commitments for each department or account.

Requisition entry inquiries: At all stages, the application provides records and file status information by inquiries. Requisition inquiry occurs in one of two ways:

- By requisition number
- By item number.

This inquiry display shows combined information from the requisition itself and the Purchase Item Master file.

```

DATE 2/07/**          PURCHASING          INQUIRY  AM61E2  W8
                                REQUISITION INQUIRY - BY REQUISITION
REQUISITION # R 000102    STATUS OPEN  ORDER
ITEM # 9486340          DESCRIPTION PLASTIC PELLETS          REV
EXT. DESCRIPTION

QUANTITY          75          LEAD TIMES          DATES
U/M              LB          VENDOR              25          REQUISITION        12/09/**
WHOUSE          1          DOCK/STOCK          5          DOCK REQUIRED        12/19/**
SHIP-TO ID      000          REVIEW              SAFETY          STOCK REQUIRED       12/22/**
ACCOUNT
DEPT
CONTRACT
PRIORITY
ITEM CLASS      RM          BUYER              00100          FOLLOW-UP
COMMODITY
                                PLANNER            00100          LAST MAINTENANCE  12/09/**
                                REQUISITIONER     BURNIE          JOB NUMBER
                                REF NUMBER

UNIT PRICE      LB          .0175          CK09 DISPLAY COMMENTS
VALUE           1.3125          CK19 RETURN TO SELECT
                                CK24 END OF JOB
  
```

This inquiry display lists all requisitions for a specific item.

```

DATE 2/07/**          PURCHASING          INQUIRY  AM61F2  W8
                                REQUISITION INQUIRY - BY ITEM
ITEM # 1940          WASHER,FLAT,#10X9/16ODX3/64THK
REQ #   QUANTITY   U/M  DATE   REQD   PRICE   UM  REQUISITIONER
      STOCK      VALUE
RTEST          100  EA  4/29/** 12/30/** .0150 EA  VAMBO
                        12/30/** 1.5000
R00123A        1,000,000 EA  4/29/** 5/23/** .0150 EA  HL
                        6/01/** 15,000.0000 ORDER P989178
R00123B          10  EA  4/29/** 5/23/** .0150 EA  HL
                        6/01/** .1500 ORDER P989094
R00123C          10  EA  4/29/** 5/23/** .0150 EA  HL
                        6/01/** .1500

                                CK02 PAGE FORWARD
                                CK19 RETURN TO SELECT
                                CK24 END OF JOB

MORE REQUISITIONS TO DISPLAY
  
```

Buyer Worksheet

The Buyer Worksheet is a powerful decision-making tool provided by the system. Especially an automated buy card, this report summarizes all information needed to make a purchasing decision. You can select information by a range of items and/or buyers, and include all requisitions, purchase orders, valid quotes, and online history. The worksheet is generally used as a detail report with items selected from the prioritized requisition report. A sample Buyer Worksheet is shown here.

```

O      USER ID ALISON          ABC COMPANY          PURCHASING          DATE 2/07/**      TIME 11.31.19      AM640      PAGE 15      O
O
O      BUYER 00000      UNKNOWN - WILL ASSIGN
O
O      ITEM      DESCRIPTION      STK PUR      U/M      ITEM TYPE      CURRENT      ----LEAD TIME----
O      2397045      EA EA      1.00      .0900      0 20 0 1
O
O      * * * * *      OPEN PURCHASE ORDERS      * * * * *
O      ORDER      W/H      ORDER      QUANTITY      P.O.      PRICE      VENDOR      DUE TO      DUE TO      CONTRACT      REQ NO      REQUISITIONER
O      P989177      1      250      EA      250      10.0000      000001      1/18/**      1/19/**      00000      R000079
O      * * * * *      * INDICATES HELD ORDERS
O
O      * * * * *      PURCHASE ORDER HISTORY      * * * * *
O
O      NO HISTORY FOR ITEM
O
O      * * * * *      OPEN REQUISITIONS      * * * * *
O      REQ      W/H      QUANTITY      REQ      REQ      DOCK      STOCK      PRY      DEPT      PLANNER      REQUISITION      REQUISITIONER      REV.
O      NO.      NO.      U/M      PRICE      REQUIRED      REQUIRED
O      R000080      1      1.000      EA      .0000      5/26/**      5/27/**      0      00000      4/23/**      AUTOREL      00
O      R000083      1      109      EA      1.1000      5/10/**      5/11/**      0      00000      4/14/**      AUTOREL      02
O      R000084      1      200      EA      1.1000      5/11/**      5/12/**      0      00000      4/15/**      AUTOREL      02
O      R000085      1      1.000      EA      1.1000      5/26/**      5/27/**      0      00000      4/28/**      AUTOREL      00
O
O      * * * * *      PRIMARY QUOTE      * * * * *
O      QUOTATION      CONTR      VENDOR      VENDOR      VENDOR      BASE PRICE      U/M      QUOTATION      EXPIRATION
O      NO.      NO.      NO.      NAME      CATALOG      NO.      U/M      DATE      DATE
O      000001      00002      000200      MARGARET R SKRIBA 2      TEST TEST TEST      EA      0/00/00      9/28/**
O
O      QUANTITY      10      20      30      40      50
O      PRICE      1.0000      .9000      .8000      .7000      .6000
O
O      * * * * *
O

```

Purchase order entry

You can enter purchase orders manually or automatically.

Manual entry occurs at any work station in one of two ways:

- By completing an existing requisition
- By entering data if no requisition exists.

Automatic entry occurs with an interface to MRP. Automatic release is controlled by codes in the Purchase Item Master file.

Purchase order maintenance options: Standard maintenance options (add, change, delete, and reactivate) are available to handle revisions throughout the life of the purchase order.

Purchase order entry inquiries: Purchase order inquiry occurs in one of two ways:

- By purchase order number
- By item number.

This display provides all available information on a specific purchase order.

```
DATE 2/07/**                PURCHASING                INQUIRY    AM61A3 Y2
                                PURCHASE ORDER INQUIRY - P-O. DETAIL
ORDER P989060 STATUS 20 CONTRACT      ITEM CLASS 5X CMDITY CODE
ITEM 1940                WH 1 WASHER,FLAT,#10X9/160DX3/64THK PLANNER 00300
THIS ITEM QUANTITY WAS CHANGED -      WAS 00000000150, CHANGED 042983
STOCK UM EA                PURCH UM DZ                CONV FACT    12.00
WHOUSE LOCATION          J2111 DEPARTMENT                TYPE 01 STANDARD ITEM BLANKET
QUANTITY -                DATES -
ORDERED                    150 ORDERED                4/29/** UNIT COST          .0150
DEVIATION                  DUE TO DOCK                EXTND COST                1.5000
AT DOCK                    DUE TO STOCK
INSPECT                    FIRST DELIVERY
SCRAPPED
REWORKED                    LAST ACTIVITY
RETRN/VNDR                LAST MAINTAIN            4/29/**
IN STOCK
REQN #
                                CK05 ITEM DETAIL
                                CK06 MULTIPLE RELEASE
                                CK07 OPERATIONS
                                CK09 ITEM COMMENTS
                                CK10 ALTERNATE U/M
                                CK13 ORDER SUMMARY
                                CK19 RETURN TO SELECT
                                CK24 END OF JOB
```

This display lists all open purchase orders for a specific item.

```
DATE 11/30/** TIME 15 30 59 PURCHASING INQUIRY AM61B2 WB
ALL OPEN ORDERS FOR AN ITEM
ITEM 7362917 WH 1 PLANNAR ASSY
ORDER DUE QUANTITY QUANTITY UM BL MULT RCVD ORDER REQN
DATE DATE ORDERED OPEN SHIP STAT STAT NO.
P989149 12/15/** 30 30 EA N 10 R000090
P989150 1/04/** 30 30 EA N 20 R000091

END OF DATA CK02 PAGE FORWARD
CK19 RETURN TO SELECT
CK24 END JOB
```

Purchase order print formats: The application generates three purchase order print formats which incorporate item, due date, and drop-shipment location information:

- Standard
- Blanket
- Drop-ship.

Standard purchase order format

YOUR FIRM NAME HERE

123 Main Street
YOUR TOWN, STATE and ZIP
Phone 123-4567

PURCHASE ORDER
NUMBER-REV
0000600-00

VENDOR
AJAX SYSTEMS
123 SOMEWARE ST.
ATLANTA, GA
30328

SHIP TO
ABC COMPANY
PLANT NUMBER 1
ATLANTA, GA
30328

BILL TO
ABC COMPANY
CORPORATE ST
ATLANTA, GA 30328

| PO DATE 9/30/** | VENDOR 00077 | SHIP VIA TRUCK | FOB OUR PLANT | TERMS 1 P/C 10 NET 30 | DELIV BY 11/05/** | |
|---|-----------------|---|------------------|--------------------------|----------------------|--------|
| ORDER PLACED WITH TOM BROWN | | | FREIGHT | BUYER J. THOMAS | 404 252 0482 | |
| OUR ITEM NUM | VENDOR ITEM NUM | DESCRIPTION | QUANTITY | UM | UNIT PRICE | AMOUNT |
| ***PLANT CLOSED 11/26/** - 11/27/***** DO NOT SHIP TO ARRIVE AT THIS TIME. | | | | | | |
| 354221 | WH008 | 8 IN WHEEL USE OUR BLUEPRINT NUMBER A-123-54. USE Q.C. PROCEDURE-14064 PRIOR TO SHIP. | 12 | EA | 4.0000 | 48.00 |
| | | | | | TOTAL | 48.00 |

(AUTHORIZED BY)

**Drop shipment purchase
order format**

YOUR FIRM NAME HERE
 123 Main Street
 YOUR TOWN, STATE and ZIP
 Phone 123-4567

PURCHASE ORDER
 NUMBER-REV
 0000600-00

VENDOR
 AJAX SYSTEMS
 123 SOMEWARE ST.
 ATLANTA, GA 30328

SHIP TO
 ABC COMPANY
 PLANT NUMBER 1
 ATLANTA, GA 30328

BILL TO
 ABC COMPANY
 CORPORATE ST
 ATLANTA, GA 30328

| PO DATE 9/30/** | VENDOR 00077 | SHIP VIA TRUCK | FOB OUR PLANT | TERMS 1 P/C 10 NET 30 | DELIV BY SEE DESC | |
|--|-----------------|---|------------------|--------------------------|----------------------|--------------|
| ORDER PLACED WITH TOM BROWN | | | FREIGHT | BUYER J. THOMAS | 404 252 0482 | |
| OUR ITEM NUM | VENDOR ITEM NUM | DESCRIPTION | QUANTITY | UM | UNIT PRICE | AMOUNT |
| 75219 | 22715 | VALVE DATE 11/05/** | 20 | EA | 8.0000 | 160.00 |
| 43602 | F00010 | FASTENER LAST QTY RECD. 1000 ON 10/05/** | *BLANKET | EA | .0750 | |
| **DROP SHIPMENT** DELIVER BY 11/01/** TO ABC COMPANY PLANT NUMBER 4 ATLANTA, GA 30328 | | | 1000 | | | 75.00 |
| **DROP SHIPMENT** DELIVER BY 11/15/** TO ABC COMPANY PLANT NUMBER 9 ATLANTA, GA 30328 | | | 1000 | | | 75.00 |
| 354221 | WH008 | 9 IN WHEEL DATE 11/05/** | 40 | EA | 4.0000 | 160.00 |
| TOTAL | | | | | | 48.00 |

 (AUTHORIZED BY)

Time fences: On an item basis, Purchasing allows for three time parameters which define the level of order commitment. This option occurs with an interface to MRP and is only available through the automatic release function. The time fences are printed on blanket purchase orders and show order status to the vendor.

This simplifies communication with the vendor, allowing improved vendor planning and greater ability to deliver on time.

| Time fence | Order status | Definition |
|-------------------|---------------------|--|
| 1st | Firm | Orders are placed; purchase is committed. |
| 2nd | Authorized | Orders are intended; payment for vendor raw materials is committed. |
| 3rd | Planned | Orders are planned; no commitment (for vendor planning purposes only). |

Message handling: The application provides two forms of messages—standard and optional—that may be included on a purchase order. These messages may be used internally or externally to improve vendor and receiving communication.

The available messages are:

- Item descriptions up to 80 characters, in addition to the 30 characters in the Item Master file record.
- Standard messages exist up to 80 characters per line on all printed purchase orders and revisions. Each message is controlled by effective dates specified in the message header.
- Any dock-to-stock transaction up to 80 characters is retained in the Purchase Order Status file; for example, the routing on an order (receipt) to a specific work station.
- Optional messages up to 80 characters are used at order release. Messages are printed on the top of the purchase order.
- Optional messages are used for special routings, handling, or storage.

Selective print: The print option allows selective printing of purchase orders and revisions. This saves time and eliminates duplicate or unnecessary printing. The selections available are:

- All purchase orders
- All revisions
- All purchase orders and revisions
- Range of buyers
- Range of warehouses
- Single purchase orders.

Quotation entry and maintenance: The quotation option simplifies the maintenance of current price information and protects the purchaser from unexpected price changes. Quotation status is maintained in the Vendor/Item file. The file allows up to 99 quotes per vendor/item and up to five price/quantity breaks per quote. For each vendor/item, the system also maintains contract, vendor performance, and descriptive information. This information helps in price tracking and control procedures. In addition, vendor performance data is used at order close to compile the vendor performance rating. A Quotation Entry and Maintenance display is shown here.

```

DATE 2/09/**                PURCHASING                ADD  AM64Q3  X9
                               QUOTATION ENTRY AND MAINTENANCE
SEQUENCE NO 04
VENDOR NUMBER 000001  US STEEL                BUYER NUMBER 00002
ITEM NUMBER 2777441                                UM EA PURCH UM EA
DESCRIPTION TRANSFORMER, 60 HZ                STATUS      UMCNV 2      100
-----
VEN CAT# QUOTE 125                PRIM VEND Y/N Y HOLD TAX 2
VENDOR LT 030  TERMS                BLANKETS Y/N Y
SAFETY LT 002  FOB                VENDOR PURCH JM
-----
QTY                50                100                500                1000                5000
PRICE 4
-----QUOTATION-----
QUOTE NUMBER 150                CONTRACT NUMBER 250  QTY LIMIT 50000
REQUEST DATE 0131**            CONTRACT PCT. 2      UNIT FREIGHT 4
FOLLOW DATE                BASE PRICE 4
ACCEPT DATE 0215**            SETUP COST 2
EXPIRY DATE 0229**            START DATE
PRIM QUOT Y/N Y                EXPIRY DATE
LAST MAINT
-----CONTRACT-----
CK05 QUOTE COMMENTS
CK13 INVALIDATE QUOTE
CK18 REFRESH SCREEN
CK19 RETURN TO SELECT
CK24 DISPLAY STATUS
  
```

Receiving activities

Transaction entry: The system provides transaction codes to permit immediate dock-to-stock control and tracking. This permits management to:

- Schedule dock-to-stock activity (work load)
- Identify dock-to-stock transfer costs
- Identify existing or potential bottlenecks
- Identify transaction errors.

The available transaction codes are:

| Code | Translation | Definition |
|------|-------------------|--|
| VA | Vendor accept | Vendor has accepted terms. |
| DA | Dock | Item has been received without count acknowledgment. |
| CT | Count | Item has been received and counted. |
| RI | Received in | Item has been received for inspection. |
| PQ | Quality control | Item has passed quality control complete. |
| RP | Received to stock | Item has been received in stock without count. |

Any combination or number of codes may be selected for a given purchase. This allows flexible stock tracking and routing on a company or individual order basis.

```

DATE 11/30/** TIME 15 30 59 PURCHASING INQUIRY AM6182 W8
TRANSACTION PROCESSING

TRANS ORDER ITEM WH DESCRIPTION
DA P989150 73262917 1 PLANNAR ASSY

QUANTITY U/M RELEASE BLNKT RECEIVED SHIP VIA ACTUAL
50 EA 00 11/30/**

COMMENTS

REFERENCE COMPLETION CODE INITIALS
C RM

CALL EXTENSION 125 IMMEDIATELY UPON CK09 COMMENTS
ARRIVAL. RUSH ORDER WAITING CK19 RETURN TO SELECT
CK24 END OF JOB
    
```

Transaction reports: Transaction reports ease the handling and routing of orders by allowing management and the receiving department to monitor and anticipate work loads.

The application provides three reports:

- Partially-filled orders
- Travelers for expected orders on a multiple or individual basis
- Expected orders due in a given time period.

| BUYER NO | PO NUMBER | ITEM NUMBER | ITEM SEQ DESCRIPTION | VENDOR NUMBER | VENDOR NAME | QUANTITY ORDERED | DOCK DATE | BLK |
|----------|-----------|-------------|--------------------------|---------------|---------------------|------------------|-----------|-----|
| 00200 | P989002 | 5642997 | CABLE ASSY | 001100 | SATELLITE METAL CO. | 200 | 6/20/** | |
| 00200 | P989002 | 1940 | WASHER,FLAT,#10X9/1600X3 | 000001 | US STEEL | 150 | 8/02/** | ** |
| 00200 | P989096 | 1940 | WASHER,FLAT,#10X9/1900X3 | 000001 | US STEEL | 2,000,000 | 5/19/** | |

Receiving inquiries: Receiving inquiry occurs in one of three ways:

- By item number—displays all purchase orders for a given item as a cross-reference to the purchase order.
- By vendor number—displays all purchase orders for a given vendor as a cross-reference to the purchase order.
- By purchase order number—displays all available information on a specific purchase order.

Cross-referencing provides the purchasing, receiving, and accounting departments with improved transaction control. The matching and tracking of receipts assures:

- Items received match items ordered.
- Items received are either ahead or behind due dates.
- Items received are tracked to proper locations.
- Items rejected do not exceed company standards.

The application provides a prioritized work list for each work center. This permits personnel to schedule work assignments on the most critical items first.

USER ID SMITH ABC COMPANY PURCHASING DATE 2/07/** TIME 16.18.24 AM6N4 PAGE 1

WORK LIST BY WORK CENTER TO DCK DATE
 WORK CENTER 01001 - MOLDING MACHINE
 FOREMAN I DEPARTMENT 004P
 PRIORITY - URJER DUE DATE

***** R U N N I N G O R D E R S *****

| ORDER NO | ITEM NO | ITEM DESC | OPER NO | OPERATION DESC | TOOL M | PRIORITY CALC | QUANTITY | PREV OP | CURR OP | SCRAP | NEXT OP | NEXT W/C | REMAINING SETUP HRS | RUNHRS |
|----------|---------|------------|---------|-------------------|--------|---------------|----------|---------|---------|-------|---------|----------|---------------------|--------|
| P989092 | 7363034 | COVER, BAS | 0020 | MOLD PART 7363034 | MD438 | 0 | 101583 | | | | 0030 | 01003 | 1.08 | .17 |

***** W A I T I N G O R D E R S --- R E A D Y F O R W O R K *****

| ORDER NO | ITEM NO | ITEM DESC | OPER NO | OPERATION DESC | TOOL M | PRIORITY CALC | QUANTITY | PREVIOUS OP | PREVIOUS W/C | NEXT OP | NEXT W/C | REMAINING SETUP HRS | RUNHRS |
|----------|---------|------------|---------|-------------------|--------|---------------|----------|-------------|--------------|---------|----------|---------------------|--------|
| P989060 | 7363034 | COVER, BAS | 0010 | MOLD PART 7363034 | MD428 | 0 | 0920** | | | 0020 | 01002 | .11 | 32.26 |
| P989099 | 7363034 | COVER, BAS | 0010 | MOLD PART 7363034 | MD438 | 0 | 1130** | | | 0020 | 01002 | .00 | 30.00 |

***** A R R I V I N G O R D E R S --- N O T R E A D Y *****

| ORDER NO | ITEM NO | ITEM DESC | OPER NO | OPERATION DESC | TOOL M | PRIORITY CALC | CURRENT OP | CURRENT W/C | PREVIOUS OP | PREVIOUS W/C | NEXT OP | NEXT W/C | REMAINING SETUP HRS | RUNHRS |
|----------|---------|------------|---------|----------------|--------|---------------|------------|-------------|-------------|--------------|---------|----------|---------------------|--------|
| P989060 | 7363034 | COVER, BAS | 0090 | ADD OPER 0090 | | 0 | 0920** | | 0080 | 01002 | 0100 | 01001 | .54 | 6.45 |
| P989099 | 7363034 | COVER, BAS | 0130 | ADD OPER 0130 | | 0 | 1130** | | 0120 | 01004 | | | .20 | 5.00 |

| RUNNING ORDERS REMAINING | | WAITING ORDERS | | ARRIVING ORDERS | | INDIVIDUAL WORK CENTER LOAD REMAINING | |
|--------------------------|---------|----------------|---------|-----------------|---------|---------------------------------------|---------|
| SETUP HRS | RUN HRS | SETUP HRS | RUN HRS | SETUP HRS | RUN HRS | SETUP HRS | RUN HRS |
| 1.08 | .17 | .11 | 62.26 | .74 | 11.45 | 1.93 | 73.88 |

Operations are listed in sequence by a calculated priority to aid in scheduling decisions; for example, running, waiting, or arriving orders. Priority may be calculated by slack time per operation, critical ratio, or order due date. The application also permits priority manual override.

Accounts Payable processing

Invoice entry and maintenance: Purchasing increases accounting productivity, because fewer clerical hours are required to do invoice entry and maintenance operations. A general ledger account number may be assigned at the time of purchase order entry. Also, any accounts payable information on the purchase order does not have to be rekeyed by the accounting department. This eliminates the need for duplicate entries.

The application provides entry and validation for both vendor and freight invoices. Because vendor invoice amounts are held separately, this simplifies price analysis for both categories.

The application verifies that the invoiced items were actually:

- Ordered
- Received as ordered
- Priced as expected
- Shipped as expected.

Error editing and invoice updating are done online.

In addition, the application provides an edit report for all invoice entries. Discrepancies are highlighted by field. Matching invoices and receipts are automatically entered into Accounts Payable and designated with a no halt code. Invoices that do not match are given a halt code (08). If no purchase order is found, a halt code (09) is assigned. Accounts Payable, aided by the proper department, may then approve nonmatching invoices.

Accounts Payable reports: The application provides three types of invoice reports:

- Purchase orders for nonreceipt (service) items; for example, having a building painted
- Purchase orders for items received but not invoiced
- Invoices with quantities greater than receipt quantity.

A noninvoiced receipts report is shown here.

```

O
O      ABC COMPANY  NO 01  PURCHASE ORDERS WITH RECEIPTS NOT YET INVOICED  DATE 11/23/** TIME 10:24:10  AM6R3 PAGE 1
O      DETAIL
O      SEQUENCE  VENDOR/PURCHASE ORDER  VENDOR 000001 TO 000002
O      BUYER  START TO END
O      DATE RECEIPT  START TO END
O      ITEM 1252732 TO 1940
O      VARIANCE  START TO END
O
O      VENDOR 000001
O
O      VENDOR VENDOR NAME  BUYER  PURCH NBR  WH ORD STS  INV CD RECEIVABLE VALUE  INVOICE VALUE  $ DIFF T/D  DIF
O      ITEM NUMBER  SEQ  DESCRIPTION  ORD QTY  RECVD QTY  INVC QTY  RECEIVED AMT  INVOICE AMT  $DIFF  DIF%
O      REL STS IN LAST REC LAST INV DOCK QTY
O
O      000001 USA STEEL  00100  PGJ0220  1 40  25,000.7500  .00  25,000.75  100%
O      1252732  KEYBOARD  JAPAN/KATAKANA
O      1 50  6/27/**  0/00/00  0 50  0  12,500.0000  .00  12,500.00100%
O      1252732  KEYBOARD  JAPAN/KATAKANA
O      2 50  6/29/**  0/00/00  0 50  0  12,500.0000  .00  12,500.00100%
O      1940  WASHER+FLAT+212K9/1600X3/64TK
O      50  6/29/**  0/00/00  0 50  0  .7500  .00  .75100%
O
O      VENDOR TOTAL 000100  25,000.7500  .00  25,000.75  100%
O
  
```

```

O
O      ABC COMPANY  NO 01  PURCHASE ORDERS WITH RECEIPTS NOT YET INVOICED  DATE 11/23/** TIME 10:24:10  AM6R3 PAGE 2
O      DETAIL
O      SEQUENCE  VENDOR/PURCHASE ORDER  VENDOR 000001 TO 000002
O      BUYER  START TO END
O      DATE RECEIPT  START TO END
O      ITEM 1252732 TO 1940
O      VARIANCE  START TO END
O
O      VENDOR 000002
O
O      VENDOR VENDOR NAME  BUYER  PURCH NBR  WH ORD STS  INV CD RECEIVABLE VALUE  INVOICE VALUE  $ DIFF T/D  DIF
O      ITEM NUMBER  SEQ  DESCRIPTION  ORD QTY  RECVD QTY  INVC QTY  RECEIVED AMT  INVOICE AMT  $DIFF  DIF%
O      REL STS IN LAST REC LAST INV DOCK QTY
O
O      000002 ALPHA CORPORATION  00700  P989106  1 40  15,000.9000  .00  15,000.75  100%
O      1752657  KEYBOARD  BELGIUM
O      50  9/23/**  0/00/00  0 125  125  0  15,000.0000  .00  15,000.00100%
O
O      00200  P989107  1 40  12,000.1500  .00  12,000.15  100%
O      1752656  KEYBOARD  USA
O      1 50  9/23/**  0/00/00  0 50  0  6,000.0000  .00  6,000.00100%
O      1752656  KEYBOARD  USA
O      2 50  9/23/**  0/00/00  0 50  0  6,000.0000  .00  6,000.00100%
O      1940  WASHER+FLAT+210X9/1600X3/64THK
O      50  9/23/**  0/00/00  0 10  0  .1500  .00  .15100%
O
O      VENDOR TOTAL 000002  27,000.1500  .00  27,000.15  100%
O      REPORT TOTAL  52,000.9000  .00  52,000.90  100%
O
  
```

The report allows a comparison between date last received and date last invoiced. Further comparison is shown for dock, received, and invoiced quantity. Additional information is provided by comparing the received amount, invoiced amount, and the dollar difference to date.

Accounts payable debit memos: The application provides debit memo entry and maintenance, reports, and printing. Each debit transaction is entered on the Order Detail file and is included in the Purchase Order History file. Miscellaneous debits for taxes, rework, transportation charges, and so on are also possible. Optional messages may be added at the time the debit change is initiated.

Purchase order closeout

All purchase orders to be closed must be manually removed from the Purchase Order Status file and placed in the Purchase Order History file. The amount of history retained is at the user's discretion. The Purchase Order History file becomes the basis for vendor performance analysis.

An Orders Selected for Closeout Audit List is shown here.

```

O      USER ID SMITH CO. NAME ABC COMPANY      PURCHASING      DATE 11/30/**      TIME 16.24.10      AM64I PAGE 1
O
O      ORDERS SELECTED FOR CLOSE OUT AUDIT LIST
O
O      ORDER P989150
O      VENDOR 000300      CITADEL MFG. CO.      BUYER 00015 J. THOMAS      CONTACT ROGER ALLENSON
O
O      WAREHOUSE 1 REVISION 00 CONTRACT      JRIGIN P CLOSE TYPE C HISTORY PRIORITY 0
O      EXPECTED ORDER VALUE 46300.00 -----ORDER DATES----- FOB 00
O      ORDER INVOICED VALUE 463.00 ORDER 11/30/** FIRST PRINT 11/30/** TERMS 00
O      EXPECTED FREIGHT FOLLOW-UP LAST REVISION SHIP VIA 00
O      ACTUAL FREIGHT CONFIRMED REVISION PRINT ACTUAL SHIP VIA 00 SHIP-TO ID 000
O      TAX AMOUNT *00 CLOSED 11/30/** LAST INVOICE 11/30/** SHIP-TO NAME GATEWAY MFG. CO.
O      CLOSED CONF LAST MAINT. 11/30/** ADDRESS 1 381 N. BARFIELD RD
O      ADDRESS 2 ATLANTA ZIP 30328
O
O      *ITEM DETAILS
O      ITEM NO 7362917 DESCRIPTION PLANNAR ASSY VENDOR ITEM NUMBER
O
O      DEPT -----DATES----- QUANTITIES----- $-AMOUNTS----- DCK/STK L/T
O      PLANNER 00100 LAST ACTIVITY 11/30/** DOCK 30 CURRENT UNIT 1500.0000 REVIEW L/T 3
O      CONTRACT LAST MAINTAIN 11/30/** INSPECTION SCRAPPED EXTENDED PRICE 45000.0000 PURCH L/T 5
O      REFERENCE TO STOCK TO STOCK STOCK 30 REWORK COST ACTUAL PRICE 1500.0000 SAFETY L/T 2
O      JOB NO PROMIS 12/23/** DEVIATION REWORKED ACTUAL FREIGHT DAYS EARLY 23
O      LOCATION R4113 DUE TO DOCK 12/23/** ORDERED 30 RETURNED STOCK U/M EA
O      ACCOUNT 1000 DUE TO STOCK 1/04/** ORDERED 30 RETURNED ORDER U/M EA
O      MAPICS ORD P999150 COMPLETION 11/30/** LAST RECEIPT 30
O      REQUISITION R000091 LAST RECEIPT 11/30/**
O      COMMODITY
O
  
```

```

O      USER ID SMITH CO. NAME ABC COMPANY      PURCHASING      DATE 11/30/**      TIME 16.24.10      AM64I PAGE 2
O
O      ORDERS SELECTED FOR CLOSE OUT AUDIT LIST
O
O      ORDER P989150
O      *REQUISITION DETAILS
O      REQUISITION R000086 ITEM NO 2777441 ACCOUNT 1000 REQ NAME CHUCK R. REVISION 00 CONTRACT PRIORITY 0
O
O      REFERENCE DEPT ORDERED 20 FOLLOW-UP LAST MAINT. 11/30/**
O      DAY SINCE REL JOB NO REQ U/M EA DUE TO STOCK 12/15/** REQ DATE 11/30/** DUE TO DOCK 12/12/**
O
O      *INVOICE DETAILS
O      INVOICE-15678 SEQ-1 INV DESC- G/L AP- 2000 GROSS AMOUNT= 46300.00 LINE ITEM GROSS 46300.00 DUE DATE-
O      CRED NOTE- ASSIGNEE- G/L CASH- 1050 FREIGHT LINE DISC TOTAL 11/30/**
O      INV TYPE- VOUCHER- 00000 G/L DISC- 4120 MAINT- 4/29/** MANUF ORD- FORCE-
O      COMP CD- C COMPANY- 01 G/L DISC- 4120 FOB-00 SHIP VIA-00 TERMS-00 MAINT-
O
O      ITEM#/DESC-7362917 REL NO-00 GROSS AMOUNT- 45000.00 FREIGHT QTY- MISC NO-
O      G/L #-0001000 DISC%- .00% SUBJ DISC- DISC AMT- MAINT- 4/29/** MANUF ORD- FORCE- B
O
O      ITEM#/DESC-2777441 REL NO-00 GROSS AMOUNT- 1300.00 FREIGHT QTY- MISC NO-
O      G/L #-0001000 DISC%- .00% SUBJ DISC- DISC AMT- MAINT- 4/29/** MANUF ORD- FORCE-
O
O      ***** END OF PRINT *****
O
  
```

Vendor performance data is maintained in the Vendor/Item file, the Extended Vendor Master file, and the Order History file. Analysis data is presented independently for each item supplied by a vendor, as well as a composite rating for all items supplied.

The ratings maintained for each vendor-supplied item are weighted moving averages per order and include:

- Number of dollar days early and late
- Overshipment dollars
- Undershipment dollars
- Freight/item
- Reject/review percentage.

The composite rating is an exponentially smoothed average of all orders received by this vendor.

Section 3. Miscellaneous information

System requirements

The minimum system configuration for the applications discussed in this book is an IBM System/36 with:

- 29.1 million characters of disk storage (single disk)
- One system printer, which can be either a line printer or a serial printer
- One work station
- 128K bytes of main storage.

Although there is nothing inherent in the design of MAPICS to prevent the use of the minimum system configuration stated above, the system configuration for a particular customer must be able to accommodate the expected business volumes, data base size, and operating requirements.

Consult your IBM representative for guidance. Refer to "Performance considerations" later in this section for more details.

Programming systems

This System/36 program product is required:

- The System Support Program program product (5727-SS1 or 5727-SS2).

The application programs are written in the System/36 RPG II programming language. Therefore, if you want to make modifications to the application programs, you must also have the RPG II compiler (5727-RG1) and the Utilities program product (5727-UT1) available.

Performance considerations

The features described in this section impact System/36 operational performance. If you plan to install several applications, you may need more than the minimum system configuration.

Main storage

Each application program is designed to execute within a particular minimum main storage size. (The minimum configuration is listed under "System requirements" in this section.)

In some instances, a main storage capacity greater than the minimum required will improve performance. For example, performance can be affected by:

- The number of jobs operating concurrently
- The number of work stations the system allows to operating concurrently on the same job
- The number of work stations concurrently on the same or different applications.

Disk storage

The larger your disk storage, the more information you can store in the system. If you plan to store large volumes of data, you will need a disk storage capacity larger than the minimum required. Then you will be able to expand your files as your business increases.

Printer speeds

A line printer produces reports and listings at a significantly greater speed than a serial printer. If you anticipate heavy printing volumes, you will need a line printer to be used as your system printer. Selecting a printer speed higher than the minimum may also help increase performance. Keep in mind that all work station printers are serial printers.

Accordingly, consult your IBM representative for assistance in determining the optimum main storage capacity, as well as disk and printer selection, for your particular combination of applications and their related volumes.

Offline diskette entry system

If you have departments that need to enter source data, but they are located off the premises (such as across a public thoroughfare), you might consider the addition of an offline diskette entry system. This system allows a user department to enter information offline onto diskettes. The diskettes can then be delivered to your system console operator for processing in batch mode.

IBM's educational programs

To prepare you to use the applications, education is offered for installation managers, operators, and users of manufacturing applications.

For the installation manager

- ***Computer Concepts***—Introduces the manager to computer concepts, controls, and procedures. This course lays the foundation for the transition from your present approach to a data processing system. This course is offered through the Guided Learning Center.
- ***Installation Planning and Management***—To be taken after Computer Concepts. The basic planning tasks involved in preparing for a computer installation are discussed, as well as day-to-day system operations. This course is offered through the Guided Learning Center.

For work station (or display station) operators

- ***System/36 Display Station Operator Training***—This self-study course introduces the work station operator to the operating tasks of a work station. Exercises are included that demonstrate sign-on and sign-off procedures, selecting jobs, and entering data into the system.

For system operators

- ***System/36 System Operations***—Introduces the system operator to the operating characteristics of a System/36 console. Exercises are included that demonstrate the use of spooling, multiprogramming, and system utilities. This course is offered through the Guided Learning Center.

Check with your IBM marketing representative for a complete list of Guided Learning Center courses. Your marketing representative can also provide a list of seminars conducted at the IBM Customer Center.

Application education

Check with your IBM marketing representative for a list of specific application education courses taught by the Manufacturing Industry Support Center.

- ***MAST (Modular Application System Training)***—Separate self-study modules covering all of the manufacturing applications from general executive overviews and concepts to the detail of implementation.
- ***MAPICS Operator Training***—Included with each of the MAPICS applications is hands-on self-study operator training for both the work station operator and the system operator.

IBM's installation guidance

An Installation Made Easy workbook and an application reference manual that describe planning and installation activities in detail will be available to you. Here is a brief description of the process.

Installation considerations

With complete understanding of the responsibilities of each participant in the installation process, installation planning can help make the installation and operation of your IBM applications smooth and successful. The system is designed to relieve you of many of the tasks normally associated with installing a data processing system.

You can receive installation guidance from IBM. However, certain tasks are your responsibility, such as the accurate and timely conversion of your present data to the format required for your application. Paying close attention to these responsibilities is the key to a successful installation.

Installation and conversion aids

To make it easier to install your system and convert your present data into the machine-readable form required by the IBM System/36, the application includes these aids:

- A special procedure that loads into the System/36 the general-purpose procedures necessary for regular processing operations.
- A procedure for users of System/34 and System/36 MAPICS to convert their files to System/36 MAPICS II.
- File maintenance procedures that:
 - Load your master file data into the System/36.
 - Edit the master file records and delete any erroneous ones. When editing is complete, the master files are available for processing.
 - Let you print the contents of the master file records for review at any time during the loading process.
 - Let you enter data records into your system either directly through the System/36 work station or from diskettes prepared on an offline diskette data entry system.
- File-sizing procedures that:
 - Allow you to specify the number of records in your master files (number of customers, items, invoices per day, and so forth).
 - Determine whether your files will fit in available disk storage. You receive a listing that shows how the available disk storage would be allocated if these sizes were used.
 - Allow you to alter the sizes of the master files whenever needed. A new listing is printed each time a new set of sizes is entered.
- System tailoring procedures that let you tailor the applications to fit your needs:
 - The costing factors and methods you want to use.
 - Your company name to print in report headings.
 - Your application security codes.

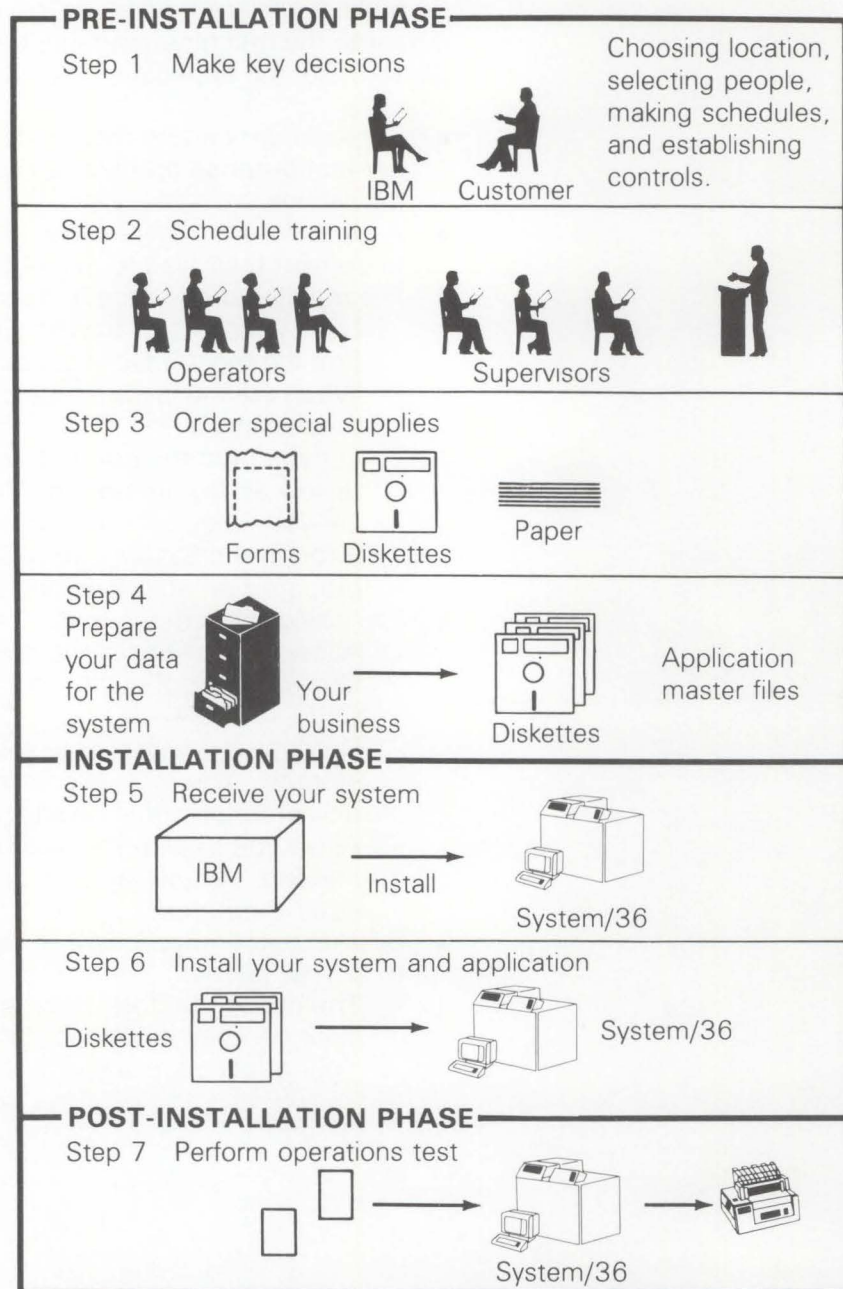
Installation activities

System installation is divided into three phases: pre-installation, installation and post-installation.

Pre-installation consists of activity that must be done before your System/36 and the application(s) are installed. Key decisions must be made as to where to place the computer and work stations, who will operate them, who will provide the information for processing, and who will use the reports produced. Training must be scheduled for the operators, as well as for other people you will work with, so that the system will be used effectively. Supplies necessary for running the System/36 and your application must be ordered. Data must be collected and prepared for entry into the system.

The installation phase begins when the System/36 and the first applications are delivered, and ends when the last application is operational.

Post-installation consists of performing operations tests. When the testing is completed and you have proved that the system works in your operating environment, you can change over to total use of the new system.



Customer responsibilities

As an IBM customer, you can receive technical guidance both during and after installation of your system, but **you** are responsible for these activities:

- **Select and train system-related personnel**—You need to select and train someone who will be responsible for coordinating all System/36 operations and the people who will operate the system on a day-to-day basis.
- **Select applications and plan for implementation of optional features**—You must choose which applications to implement, and you determine the sequence of their installation. You must also select which optional features to use with the applications (system tailoring) and understand the interaction between applications.



- **Develop installation schedule and checklist**—Once you have decided what must be done, it is a good idea to work out a schedule for starting and completing each installation activity. This schedule is useful in assigning tasks to individuals in your company.
- **Order special supplies**—You will need to obtain special supplies for your System/36: report binders, diskettes, ribbons, preprinted input (source) documents, stock paper, preprinted (output) forms for invoices, acknowledgments, statements, and other miscellaneous items.

-
- **Train user departments**—It is important to educate the personnel in your company who will be affected by the system, particularly those who will be entering data for processing and those who need to understand and use the reports that are produced.
 - **Prepare the physical site for the computer** —You will need to prepare space for the System/36, the work stations and system console, as well as provide storage space for computer output, a diskette library, and computer supplies.
 - **Gather data for the master files required for your applications**—Gathering the data can include establishing employee or vendor numbers and preparing other master data for each master record required by the applications being installed. Be sure to check all data for completeness, accuracy, and correct formats.

If you intend to load the master file data into the System/36 using data entry diskettes prepared on an offline diskette entry system, you need to make plans for such diskette preparation prior to system installation. If you intend to enter the master file data at the System/36 work station, have all the data input forms ready when the system arrives.

- **Plan for parallel or pilot operation**—You should plan to conduct either a parallel or pilot run of your new system. In a parallel operation, both systems process current data. In a pilot operation, the System/36 processes data from a previous period while current data is being processed using the old system. In both methods, you compare the results against the controls for the appropriate processing period.
- **Direct all system operations**—Both before and after the System/36 is installed, you will need to supervise all system operations, including reviewing input documents and directing your operators in their daily tasks—taking control totals, running the System/36, starting the application procedures, verifying results against control totals, and distributing system output.
- **Coordinate conversion and perform system test operations**—After the system is installed, you should supervise the loading of master files, testing of system operations, and verification of processing results.

File loading and file maintenance operations

File loading and file maintenance are two separate and distinct functions that use the same procedures and facilities.

File loading, done initially when the system is installed and periodically as needed, lets you enter records into the master files.

File maintenance, done whenever necessary to change information in existing master files, lets you enter or change individual fields within records or add new master records.

Figure 3-1 shows how information flows through file loading and file maintenance operations. The numbers in the following discussion refer to that figure.

Loading and changing master files

You load files in one of two ways. The first way **1** involves keying the records onto diskette using an offline diskette entry system, then processing the diskette on the System/36. The second way **2** involves entering the records through a work station. In the second method, file loading occurs online. As records are entered and edited, they are immediately added to the master files and made available for use by other jobs.

File maintenance (changing the files) is always performed using online data entry at a work station.

If you desire, listings can be printed **3** showing a "before" and "after" version of each record changed.

Reviewing contents of the master files

On request, the system can print file lists **4** that you can use to make certain that the information in the master files is accurate and up-to-date.

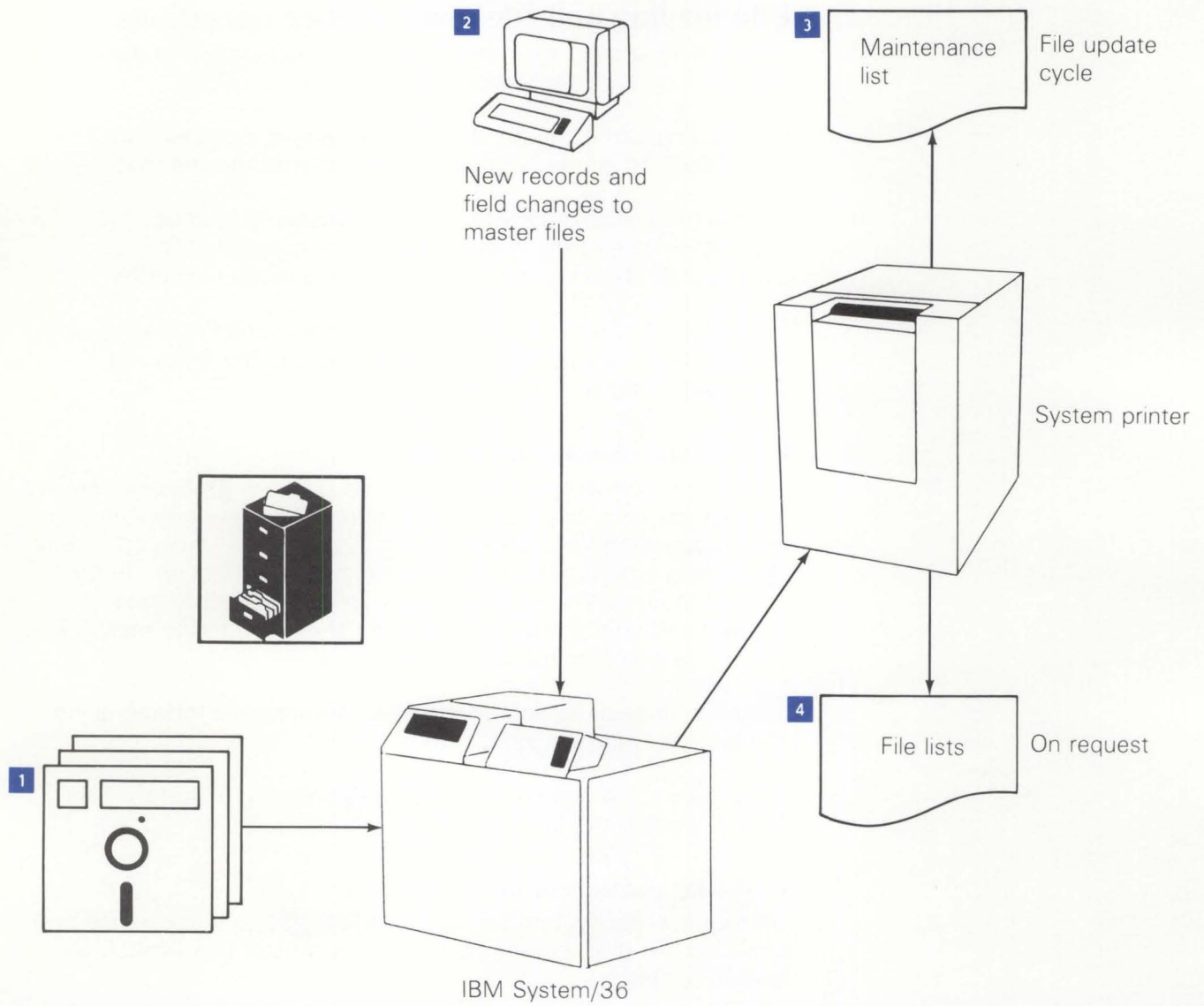


Figure 3-1. File loading and file maintenance information flow

The data base

An application system maintains and uses a number of system- and application-oriented files and records.

In this section, references are made to *fields*, *records*, and *files*. If you are unfamiliar with these terms, a brief explanation at this point might help:

Field A place to store a discrete piece of information, such as a name, a code, or a rate. For example,

Americus Steel

is the contents of a name field in your customer record.

Record A group of related fields that contain data pertaining to one customer or one item. For example, a customer record may contain:

Americus Steel 702 McGarrah St. Americus, GA
and so on.

File A file contains one or more records of a similar type. For example, the customer file might contain master records for:

Americus Steel
R. S. Armstrong and Bros. Co.
Carlton Company

Master files

Each application uses various master files. The major required files, by application, and some important characteristics of each are listed here.

Order Entry and Invoicing

Customer master file

- Contains one record for each customer.
- Descriptive data: name, address, city, state, credit limit.
- If Accounts Receivable is installed contains control balances by age period; whether balance forward or open item.
- Contains billing data; standard taxes, discounts available to this customer.

Ship-to master file

- One record per standard ship-to address per customer.
- Standard ship-to address, city, state.

Contract price file

- One record per contract per item number.
- Accumulated sales-to-date on this contract.
- Expiration data—date, quantity limit.

Quantity price file

- One record per item number with quantity price breaks.
- Break quantity and discount percentages.

Taxing body master file

- One record per billing taxing body.
- Descriptive data; tax body name, tax rate expressed as a percentage.

Open order summary file

- One record per order.
- Descriptive data about the order.
- Points to detail data regarding the order in the material detail file.

Open material file

- One record for each line item, comment and special charge item on an order; one record for each blanket purchase order release, and one record for each manufacturing material allocation.
- Line item data includes item number, quantities, price overrides.
- Records are “linked” to the appropriate item balance record if Inventory Management is installed; otherwise the records are “linked” to the item master.

Inventory Management

Item master file

- Contains one record for each unique item number.
- Descriptive data about the item (description, standard unit cost, base price, six markup or discount percents, item tax codes).

Item balance file

- Contains one record for each unique item number per warehouse.
- Shows quantity information

Purchase Order Summary file

- Contains one record for each line item on a purchase order.
- If item ordered is a blanket order item, the record points to release information in the Material Detail file.

Location/Lot Management

Location Quantity

- One record for each location/item/lot/FIFO date combination.
- Contains the total quantity of a unique item/batch/lot at a unique location.

Location Item Master

- One record per item (inventory and non-inventory)
- Records are "linked" to location detail information.

Location Detail

- One record per warehouse/location combination.
- Records are "linked" to Location Item Master and Location Quantity files.
- Controls location environment (multiple batch/lots and/or multiple items).

Transaction History

- One record for every transaction that affects quantity on hand or quantity control status.
- Contains information that allows follow-up on any order, item, or batch/lot.

Goods Received Notes

- One record for each Goods Received Note.
- Contains receipt date, invoice date, and invoice number.

Allocation

- One record for each item/batch/lot that has been allocated.
- Contains quantity of this item/batch/lot that has been allocated to a specific customer or manufacturing order.

Accounts Receivable

Open AR detail file

- Contains one record for each unpaid invoice, cash and adjustment transaction and in the case of balance forward accounts, also contains a record for each age period with an amount due.
- Invoice records show amounts, dates, cash discount allowed and percent, etc.
- Records are "linked" to customer master records and are also linked in sequence.

Sales Analysis

Salesman master

- Contains one record per salesman.
- Historical data about the salesman, dollar volumes.

Customer summary file

- Contains one record for each customer.
- Historical sales data regarding the customer.

Item sales summary

- Contains one record per item selected for Sales Analysis.
- Historical sales data regarding the item.

Sales Analysis interface files

- One interface file each for customers, items and salesmen.
- Each interface file contains a record for the current period activity for the customer, item or salesman.
- Each record contains period-to-date sales and cost figures

Purchasing

Buyer Master

- Contains one record per buyer.
- Each record includes information such as name, department, phone number, days early or late, items under or over shipped, average orders/day, and vendor rating.

Vendor Master

- Contains one record per vendor.
- Each record includes name, name abbreviation, address, phone number, contact person, accounts payable amount calculations, discounts, and last payment date.

Purchase Item Master

- Contains one record per item.
- Each record includes information such as buyer number, commodity code, ship via code, automatic release information, tolerance percentages, weighted averages, lead times, and item class.

Warehouse-Ship-to

- Contains one record per warehouse and ship-to ID combination.
- Each record includes ship-to information, such as, name, address, telephone number, name abbreviation, and contact person's name.

Standard Message

- Contains one record per message number.
- Each record includes sequence number, message text, and effectivity starting and ending dates.

Extended Vendor

- Contains one record per vendor.
- Each record includes detailed information, such as, terms code and description, average vendor rating, last vendor rating, multiple ship-to blanket order, and multiple lines on purchase order flags.

Required (R) or Optional (O) Master Files

| | OE & I | IM | L/LM | AR | SA | PUR |
|--------------------|--------|----|------|----|-------|-----|
| Customer Master | R | — | — | R | R (1) | — |
| Ship-to Master | O | — | — | — | — | — |
| Contract Price | O | — | — | — | — | — |
| Quantity Price | O | — | — | — | — | — |
| Tax Body Master | O | — | — | — | — | — |
| Open Order Summary | R | R | — | — | — | — |
| Open Material | R | R | — | — | — | — |
| Item Master | R | R | R | — | R (2) | — |
| Item Balance | — | R | R | — | — | — |
| Open A/R Detail | — | — | — | R | — | — |
| Salesman Master | — | — | — | — | R | — |
| Customer Summary | — | — | — | — | R(1) | — |
| Item Summary | — | — | — | — | R(3) | — |
| Buyer Master | — | — | — | — | — | R |
| Vendor Master | — | — | — | — | — | R |
| Purchase Item | — | — | — | — | — | R |
| Warehouse Ship-to | — | — | — | — | — | R |
| Standard Message | — | — | — | — | — | R |
| Extended Vendor | — | — | — | — | — | R |

Notes:

1. Required if OE & I or AR is installed
2. Required if IM is installed
3. Required if OE & I or IM is installed

System control file

The System Control file provides a special place to store relatively unchanging information that is used by more than one procedure or program. This arrangement permits you to change such information as percentages.

Among the important contents of the System Control file are:

- Internal control information needed to run your application system (ranges, dates, limits, percentages, and so on)
- User-selected system tailoring options
- File-sizing data.

Other files

You will use several transaction files for daily processing of data, and backup files to retain all master files on diskette for storage in a safe place.

Many other files and records are for internal system use only (work and summary files, sort files). These are not described here.

Permanent and temporary files required for an application procedure must be stored on the System/36 disk before that procedure can run. All master files and application files are part of the permanent disk storage area. The remaining disk storage is then allocated for temporary areas.

Major field sizes

The following is a list of the major data fields used in the applications discussed in this book. For each field, its maximum size is indicated, as well as whether it is restricted to numeric information or may contain alphameric information. The number of decimal positions is shown for numeric fields. You can use this list to help determine whether these applications meet your data field requirements.

| | Size (including decimals) | Alphameric/ numeric | Decimals |
|-----------------------------|---------------------------------|------------------------|----------|
| Customer number (1) | 8 | N | 0 |
| Customer name | 25 | A | — |
| Company number | 2 | N | 0 |
| Invoice amount/1 invoice | 9 | N | 2 |
| Extended price/1 item | 9 | N | 2 |
| Amount due/1 customer | 9 | N | 2 |
| Yearly sales/1 customer | 9 | N | 2 |
| Taxing body code | 2 | A | — |
| Salesman number | 5 | N | 0 |
| Item number | 15 | A | — |
| Item description | 30 | A | — |
| Item list price | 9 | N | 3 |
| Unit cost/1 item | 11 | N | 4 |
| Standard cost/1 item | 11 | N | 4 |
| Last cost/1 item | 11 | N | 4 |
| Warehouse | 1 | A | — |
| On-hand quantity/1 item (2) | 7 | N | 0 |
| General ledger number | 7 | N | 0 |
| Buyer number | 5 | A | — |
| Location number | 10 | A | 0 |
| Batch/lot number | 10 | A | 0 |

Notes:

1. The last two digits of the customer number must be 00 or used to denote consolidated companies (see multiple statements for consolidated companies in Accounts Receivable functions).
2. Separate fields are carried for each item in each warehouse.



Glossary

ANSI definitions courtesy of American National Standards Institute, Inc. ISO definitions courtesy of International Organization for Standardization.

alphameric

A term encompassing alphabetic characters, numeric digits, or special characters.

application program

A program used to do a particular data processing task; for example, a program that prints invoices.

backup diskette

A diskette that contains information that was copied from another diskette or disk.

batch mode

A method of running jobs that do not require continuous operator attention; that is, processing that is not interactive. Contrast with interactive processing.

byte

The machine representation of a character.

call

The action of bringing a computer procedure into effect by specifying the required name and desired run-time option.

command function key

One of the keys in the top row of the display station keyboard, used with the CMD key, to request specific functions from the system or application program.

command key (CMD key)

A special key on the display station keyboard that, when pressed, causes the system to recognize the command function keys in the top row. See *command function key*.

concurrent processing

A method of processing in which two or more jobs appear to be processing at the same time. Actually, the instructions of each job are processed one at a time, alternating to make the most efficient use of the system.

configuration

The group of machines, devices, and programs that make up a data processing system.

control command

A command statement used by an operator to control system or display station operation. A control command does not run a procedure.

data

(ANSI definition) A representation of facts, concepts, or instructions in a formalized manner suitable for communication, interpretation, or processing by humans or automatic means.

data base

A collection of stored data.

dedicated

One mode of operation of a privileged procedure; requires that it be the only procedure executing, because of system restrictions or function of the procedure.

default

An alternate value, attribute, or option that is assumed when none has been specified.

device

Synonymous with machine.

disk file

An organized collection of related records on disk that are treated as a unit.

disk storage

Direct access storage that uses one or two magnetic disks to store programs and data files.

display screen

The part of a display station on which data, messages, or other information is displayed.

display station

An input/output device that has a keyboard for data entry and a display screen on which data is displayed.

error message

(ANSI definition) An indication that an error has been detected. Contrast with informational message.

execute

To cause an instruction, program, procedure, or other machine function to be performed.

field

A place to store a discrete piece of information, such as a name or a code.

informational message

A message that is not the result of an error condition. Normally, an informational message gives the status of a job or operation. Contrast with error message.

initial program load

A sequence of events that loads the system programs and prepares the system for execution of jobs.

input data

(ANSI definition) Data to be processed. Synonymous with input.

input job queue

A list of jobs on disk that are waiting to be run by the system.

input/output

(ANSI definition) Pertaining to either input or output or both.

inquiry

The requesting of specific information from the System/36 via a display station. To make the request, the operator enters data that identifies the information. For example, a customer number is used to request the information contained in the customer's master record.

interactive

A mode of operating the System/36 in which information is entered through a display station, acted upon by the computer, and the computer returns a response to the display station.

interface

(1) The hardware and programs that permit exchange of information between computer systems or among devices. (2) The facility to allow information to pass from one application to another (for example, OE & I information to A/R).

keyboard

A systematic arrangement of keys, attached to a display station, by which commands and data are entered into the system.

library

An area on disk that contains programs and procedures.

line printer

A device that prints all characters of a line in one single operation.

load

(1) To enter data or programs into storage; for example, to load master files. (2) To prepare an input/output device for operation; for example, to load paper into a printer.

main storage

Storage available in the processing unit where all logical, arithmetic, and control operations take place under program control.

master file

A collection of permanent information; for example, a customer file that is often processed along with a transaction file.

menu

A displayed list of items from which the operator makes a selection.

message

A series of works or symbols appearing at the bottom of the display screen, designed to convey information to the operator about the accuracy of data being entered.

message identifier

A field consisting of up to four alphabetic characters, followed by a dash, followed by a four-digit number that appears on the display screen or on printed reports. This field identifies a specific message to the operator.

mode

Synonymous with method of operation.

numeric

Pertains to digits 0—9.

offline

Pertains to equipment or devices not under control of the central processing unit.

online

(1) Pertains to equipment or devices under control of the central processing unit. (2) Pertains to a user's ability to interact with a computer.

operation control language (OCL)

A programming language used to identify a job and its processing requirements to the system support program product.

output

Data delivered or ready to be delivered from a device or program, usually after some processing.

paging

Displaying the records in a file in sequence on a display station. Using this facility, an operator can read through an entire file rather than just seeing one set of information, as is done when inquiry is used.

privileged procedure

A procedure that updates permanent files and is subject to strict procedure control. Contrast with general procedure.

processing unit

The parts of a computer that perform the processing and control functions for the system, perform operations on data, and control the output.

program

(1) A sequence of instructions to a computer, written in a special form the computer can interpret. A program tells the system where to get input, how to process it, and where to put the results. (2) A set of instructions that tells the system which operations are to be done and how to do them.

program product

An IBM-written, licensed program for which a monthly charge is made. A program product performs functions related to processing user data.

prompt

A message issued by a program that requests either information or an action by an operator to continue processing.

record

(Noun) A collection of related data, treated as a unit. For example, one line of an invoice could constitute a record.

record key

A field within a record that identifies the record in a file.

record length

The total number of characters (bytes) in a record.

serial printer

A device that prints characters one at a time. Contrast with line printer.

session

The elapsed time from user sign-on to sign-off.

session date

The date associated with a work station session. If a session date is not entered the system assumes (default to) the system date. See **system date**.

shop order

A number that identifies a manufacturing or assembly order.

shop packet

The necessary documents for a shop order.

sign-off

The procedure used to end a session at a display station.

sign-on

The procedure used to begin a session at a display station.

special character

A character other than alphabetic or numeric; for example, * + % are special characters.

spool file

An area on disk where spooled printer output is stored while waiting to be printed.

spooling

A part of the system support program product that provides temporary storage of print data on disk, and allows printing to take place concurrently with other tasks.

system configuration

A process that specifies the various components and devices that form a particular operating system. System configuration combines user-specified options and parameters with IBM programs to produce a system having the desired form and capacity.

system console

A display station that performs as a work station at the central processing area, and is designated to activate certain system functions, and control and monitor system operations and other work station operations.

system date

The date assigned by the system console operator during the initial program load procedure. Generally, the system date is the same as the actual (today's) date. See **session date**.

system printer

A printer, either line or serial type, designated when the system is installed, that is used to print output, unless the output is specifically directed to a work station printer. Contrast with work station printer.

system tailoring

The process of selecting from available program options to satisfy the specific needs of your company.

transaction

An item of business. Customer orders and customer invoices are examples of transactions. Transactions saved in a transaction file are usually processed along with a master file by RPG II, WSU, or DFU programs. For example, in the Inventory Management application a transaction file could indicate the quantity received on an order and the master file could indicate the current on-hand position.

update

To modify a file with current information according to a specified procedure.

user ID

A special assigned number keyed in by each operator at sign-on. The System/36 checks this number against a security list to be sure that the operator is authorized to use the system.

work station

A device or component that allows communication between the user and the computer—a display station, a serial printer, or a combination of both constitutes a work station.

work station printer

A serial printer, designated when the system is installed, that is used to print work station output. Contrast with system printer.

IBM System/36
Manufacturing Accounting and
Production Information Control System
Version 2 (MAPICS II)
Introducing Order Processing & Accounting Applications
Order No. GH30-9005-2

READER'S
COMMENT
FORM

You may use this form to communicate your comments about this publication, its organization, or subject matter, with the understanding that IBM may use or distribute whatever information you supply in any way it believes appropriate without incurring any obligation to you. Your comments will be sent to the author's department for whatever review and action, if any, are deemed appropriate.

Note: *Copies of IBM publications are not stocked at the location to which this form is addressed. Please direct any requests for copies of publications, or for assistance in using your IBM system, to your IBM representative or to the IBM branch office serving your locality.*

Possible topics for comment are:

Clarity Accuracy Completeness Organization Coding Retrieval Legibility

If you wish a reply, give your name, company, mailing address, and date:

What is your occupation? _____

Number of latest Newsletter associated with this publication: _____

Thank you for your cooperation. No postage stamp is necessary if mailed in the U.S.A. (Elsewhere, an IBM office or representative will be happy to forward your comments or you may mail directly to the address in the Edition Notice on the back of the title page.)

Note: Staples can cause problems with automated mail sorting equipment.
Please use pressure sensitive or other gummed tape to seal this form.

Fold and tape

Please Do Not Staple

Fold and tape




NO POSTAGE
NECESSARY
IF MAILED
IN THE
UNITED STATES

BUSINESS REPLY MAIL
FIRST CLASS PERMIT NO. 40 ARMONK, NEW YORK

POSTAGE WILL BE PAID BY ADDRESSEE

International Business Machines Corporation
Department A3M
P.O. Box 28331
Atlanta, Georgia 30358-0331



Fold and tape

Please Do Not Staple

Fold and tape



International Business Machines Corporation

Information Programming Services

File Number S36-72

GH30-9005-2

Printed in U.S.A.

GH30-9005-2

