



EPSON[®]
PRINTERS

Epson printers are recognized the world over for a level of quality and performance durability unsurpassed in the computer products industry.

From our wide array of hard working 9- and 24-pin dot-matrix printers, to the impeccable precision of the new GQ-3500 Laser Printer, Epson offers the right choice for your particular price and performance requirements. Put one to work on a small business desktop, or at a multi-use corporate workstation, and your Epson printer will boost productivity easily and efficiently. And with the quality standard for printing by which all other printers are measured.

When you choose Epson, you're assured of clear, crisp output in a variety of typestyles. Compatibility with virtually every personal computer and software program on the market today. The service and support of Epson's nationwide network of dealers and technicians. Options to keep pace with your growing business. And a one year limited warranty.

For the proven performance, wide selection and cost effectiveness your business requires, the choice is Epson.

LX⁸⁶

DOT-MATRIX PRINTER

Performance and versatility
at an economical price.

The LX-86 offers an outstanding combination of versatility and performance. From letters and term papers to reports, proposals and mailing lists, it adds a professional touch to your business and personal printing output.

At 120 characters per second printhead speed in draft mode, the LX-86 will turn out a page of text in just 40 seconds. Or, for a quality, finished look, use the unique single stroke fingertip control and switch from draft mode to the 16 characters per second Near Letter Quality mode.


Making the right impression is also as easy as pressing a button. Epson's exclusive SelecType front panel lets you choose from numerous popular typestyles. And for added flexibility, you can mix text and graphics anywhere on the page you like.

The LX-86 uses the industry standard parallel interface and has built-in Epson ESC/P™ standard printer code with IBM®-style Graphics Character Sets that provide outstanding detail in graphs, charts and illustrations. To meet increased productivity requirements, you can also select from optional equipment including a Cut Sheet Feeder and Tractor Feed.

Eighty-columns wide, the LX-86 will satisfy just about any computer printing need ... at a price that's right for any budget.




LX-86



Tractor Feed

For those long printing jobs, the optional Tractor Feed unit is easily installed and allows you to use fanfold paper.



Cut Sheet Feeder

Ease your growing pains with the optional Cut Sheet Feeder that automatically aligns, inserts and ejects single sheets of paper.


Speed and versatility for every business printing task.



FX-286e



SelectType Feature
The exclusive SelectType feature lets you choose print modes and various typewriter styles simply by touching one of the clearly marked buttons on the front control panel.



Single-Bin Cut Sheet Feeder
For handling large volumes of single sheet paper, the optional Single Bin Cut Sheet Feeder will align, insert and eject individual sheets automatically.

FX^{86e} & ^{286e}

DOT-MATRIX PRINTERS

For years, the Epson FX-series dot-matrix printers have been America's business choice for quality and reliability. Now, Epson continues the tradition with the new FX-86e and FX-286e. Each is built with meticulous attention to detail. And the performance durability that has made Epson the world's leading manufacturer of computer printers.

Printing 240 characters per second printhead speed in the high speed draft mode, the superb 9-pin FX-86e and FX-286e will turn out a typical length business letter in approximately 20 seconds. To provide your business printing with a more polished, professional appearance, switch to the Near Letter Quality mode. At 48 characters per second printhead speed, your reports, correspondence, proposals and other important documents will look like they came from an office typewriter.

If your needs include printing of spreadsheets and financial reports, then choose the wide carriage FX-286e. Its 136-column carriage handles fanfold and ledger paper up to 16 inches wide. Or, for everyday printing needs, choose the standard width FX-86e. At eighty-columns wide, it's perfect for word processing output.

The FX-86e and FX-286e are equipped with Epson's exclusive SelecType feature. It makes operation remarkably easy and puts the ability to create customized documents at your fingertips. Select print modes and fonts simply by touching one of the clearly marked buttons on the front control panel. To confirm and remind you of your status, easy viewing LED indicator lights illuminate the print mode.

Both printers have a built-in 8K internal buffer that stores up to four pages of data at a time, while you continue using your computer. Standard Friction and Pull Tractor Feeds handle virtually any type of paper; single sheet, fanfold or forms. And for real convenience when frequently changing paper, you'll appreciate the Automatic Sheet Load that feeds and positions individual sheets of paper for printing.

The FX-86e and FX-286e are compatible with virtually every computer in your office. They use the industry standard parallel interface and have a DIP switch selectable "dual identity;" built-in Epson ESC/P Standard Printer Code with IBM Graphics Character Sets and IBM printer emulation.

And to help your business grow, Epson has a wide selection of optional equipment. For those long printing jobs, you'll want the optional Single Bin Cut Sheet Feeder. It automatically aligns, inserts and ejects single sheets of paper so you don't have to continually feed the printer while it's in operation. With the optional 32K buffer you can store and print up to 16 pages at a time, while continuing to use your computer. Or, to expand your printing capabilities to serial computer systems in your office, Epson's optional serial interface board simply pops into place.

When you want to boost your business printing output quickly and efficiently, you need the outstanding performance and rugged durability of the Epson FXe-series dot-matrix printers.




FX-86e

High speed business printers
for high productivity offices.



EX-1000



32K Buffer Board
Will store up to 16 pages of information allowing you to print and use your computer at the same time.



Color Option Kit
For the ultimate in color graphics, Epson's user-installable Color Option Kit adds another dimension to your printing capabilities by bringing to life reports and proposals with an array of seven bright, bold colors.

EX⁸⁰⁰ & 1000

DOT-MATRIX PRINTERS

Fast, efficient and superbly versatile, the EX-800 and EX-1000 dot-matrix printers are two of the best choices you'll find where volume printing and ease of use are a must. From the corporate level workstation to the small business desktop, these high speed, high productivity printers will master any size job with ease and efficiency.

Remarkably fast, they print 300 characters per second printhead speed in 12 characters per inch draft mode. That's fast enough to print a typical business letter in under 15 seconds. When you want to make the right impression, switch to the 60 characters per second Near Letter Quality mode for results that rival an office typewriter. And for maximum throughput, their intelligent, logic-seeking electronics systems print text and graphics bidirectionally.

The standard width EX-800 is ideal for your everyday printing tasks, while the 136-column EX-1000 will handle fanfold and ledger paper up to 16 inches wide—perfect for printing spreadsheets. You can even customize your output using the exclusive SelectType II feature. With fingertip ease, select from draft, NLQ Roman, NLQ Sans Serif, pica, elite, proportional, normal or condensed typesets simply by touching one of the buttons on the front control panel. To maximize ease of use, the buttons touched will illuminate, confirming your selection.

You will also value the paper handling convenience of the EX-series printers. The Automatic Sheet Load inserts single sheets of paper for printing. A big plus when your output requires different types of paper. And for an added measure of economy, the built-in bidirectional Push Feed Tractor not only facilitates loading of continuous form paper, but saves paper by allowing sheets

to be easily torn off at the end of a document. Both printers are also equipped with an 8K internal buffer that provides the freedom and flexibility to store and print up to four pages of data, without tying up your computer.

As your business grows you will need the right equipment to keep pace with increased productivity demands. Epson offers a broad range of options designed to quickly and efficiently upgrade your printing capabilities. Choose the inexpensive, user-installable Color Option Kit and turn your EX-series printer into a color printer. Or, for truly expansive image processing capabilities, select the Epson Image Scanner Option Kit. Low cost and easily installed, it allows virtually any image that can be fed through the printer to be scanned, stored in your computer's memory and then integrated into word processing, spreadsheet or data base output. Other EX-series options include a 32K buffer board and Cut Sheet Feeders.

The EX-series printers come standard with parallel and serial interfaces and have a DIP switch selectable "dual identity;" Epson Standard Code compatibility with IBM Graphics Character Sets and IBM printer emulation. It is this kind of flexibility that lets you connect Epson printer performance to just about any personal computer on the market today.

An outstanding combination of speed, versatility and renowned Epson reliability, the EX-800 and EX-1000 dot-matrix printers will make short work of even your longest printing jobs.



EX-800



Image Scanner Option Kit

Ideal for advanced word processing and entry level desktop publishing applications, the Image Scanner will read and digitize any hard copy image fed through the EX-800 and EX-1000 into bit image graphics. Once stored in your computer's memory, the image can be easily manipulated then integrated into your printing output.

Elegant 24-pin letter quality
printing.



LQ-1000
Shown with optional Cut Sheet Feeder



Tractor Feed
Take the wait out of those long printing jobs with the optional Tractor Feed unit that handles continuous form fanfold paper.



Printer Identity Modules
Easily installed, the optional Identity Modules expand your printing capabilities by allowing you to make maximum use of virtually every software program on the market. Choose from Epson ESC/P Expansion including IBM-like graphics characters; IBM 5152 for programs designed for an IBM printer; and Diablo® 630.

LQ800 & 1000

DOT-MATRIX PRINTERS

The Epson LQ-series printers are advanced, high-tech answers to your business printing needs. Their letter quality output is superb. Clear and crisp. Match that to the versatility and speed dot-matrix printers are noted for and you have two outstanding ways to put business on paper.

At 180 characters per second printhead speed in draft mode, each is capable of printing a typical length business letter in under 25 seconds. When your needs require the professional look of crisp, clearly formed characters, switch to the 60 characters per second Letter Quality mode using Epson's unique front panel single-stroke changeover feature.


The advanced new 24-pin printhead creates elegant documents superior to that produced by other dot-matrix printers. Your correspondence, reports and proposals will look like they came from a top-of-the-line office typewriter with superb, finely defined resolution. And the LQ-series printers are capable of outstanding graphics, so you can add a new dimension to your proposals and presentations.

In a medium-sized business, a multi-user corporate environment or even at home, the LQ-800 and LQ-1000 are excellent choices for virtually every printing task. Eighty-columns wide, the LQ-800 is designed to handle everything from your company's letterhead to mailing labels. And, its small footprint makes it a welcome addition wherever you put it to work. The 136-column LQ-1000 is sized for large printing jobs like spreadsheets and financial reports. It has a wide carriage, yet is

remarkably compact and lightweight. Both printers are also equipped with parallel and serial interfaces that make interfacing with a variety of systems as easy as plugging in a cable. And a 7K internal buffer that allows you to print and use your computer at the same time.

You also have a wide choice of options with the LQ-series printers. User installable Identity Modules let you choose between Extended Epson Graphics, IBM Graphics Printer or Diablo® 630 codes. That's the kind of versatility a growing business demands. And designed for use with the Identity Modules are Epson's optional Font Modules. They add a new dimension to your business printing output by providing one touch access to widely used font styles. An optional Tractor Feed will handle continuous form fanfold paper for long printing jobs. Or, add on the Cut Sheet Feeder to automatically feed and eject individual sheets of paper.

Whether you use them to print detailed accounting spreadsheets, letter quality business correspondence or your everyday wordprocessing output, the advanced LQ-800 and LQ-1000 dot-matrix printers take your business seriously.




LQ-800

Top-of-the-line 24-pin
dot-matrix performance.

LQ2500

DOT-MATRIX PRINTER



The advanced LQ-2500 offers high speed dot-matrix versatility and sophisticated letter quality printing at the touch of a button.

In draft mode, you can print spreadsheets, mailing lists and first drafts of text at a very fast 324 characters per second printhead speed. For added versatility, switch to the Letter Quality mode creating professional looking documents at a speedy 108 characters per second. And to keep work flowing as fast as possible, the LQ-2500 prints text and graphics bidirectionally.

Epson's enhanced SelecType III LCD front control panel makes operation easy. Create up to four memory cells called "macros" for such applications as spreadsheets, letter quality correspondence or graphics. There are also five resident fonts that are accessible at the touch of a button.

The 136-column carriage gives you all the space you need for printing spreadsheets. An Automatic Sheet Load and Push Feed Tractor facilitate paper handling; while an 8K internal buffer holds and prints data so you can use your computer at the same time.

Even add impact to graphics and charts with the user-installable Color Option Kit. And further expand your image processing capabilities by adding the Image Scanner Option Kit. It will read virtually any hard copy image, store it in your computer's memory, and allow you to integrate it with your printing output.

The LQ-2500 has both serial and parallel interfaces and the Epson ESC/P Extended IBM-style Graphics Character Sets.

LQ-2500



Image Scanner Option Kit

Inexpensive and user-installable, the optional Image Scanner scans and stores virtually an unlimited number of items. You can create graphic files using logos, newspaper art, photographs, maps, illustrations and even handwriting; then integrate those images into many of the most advanced word processing, data base and spreadsheet software packages available today.



LCD Display

Your print modes are confirmed by an easy-to-read 20-character liquid crystal display.

GQ3500

LASER PRINTER

Laser precision for superb high quality printing.

The versatile and compact GQ-3500 Laser Printer creates superb high-resolution text and graphics output on paper and other media of virtually any size or texture.

Equipped with 640KB of memory, the GQ-3500 will handle a wide array of everyday printing tasks. It prints at 300 dots per inch (dpi) resolution in both text and half-page graphics for exceptional detail far beyond the capabilities of even the best electronic typewriters and daisywheel printers. And at a printing speed as fast as 10 seconds per page, the GQ-3500 is fast enough to make short work of your long printing jobs.

Epson's SelectType IV feature puts you in touch with seven built-in typestyle fonts and optional fonts; and eleven popular printer functions. Print a broad range of legal, tax, insurance and other standard forms. Even keep pace with everything from market research reports to engineering change notices.

A single input tray holds up to 150 sheets of paper, of almost any size. And like all Epson printers, the GQ-3500 is compatible with most computers and peripherals, and will work with the vast library of off-the-shelf software programs.

Epson also designed an extra-measure of economy into the GQ-3500. Its 180,000 page duty cycle is equivalent to five years of normal use. And low-cost user replaceable consumables simply pop into place.



GQ-3500



IC Cards

Optional IC cards offer a variety of typestyle choices and provide you with Hewlett-Packard LaserJet Plus™ or Diablo® 630 emulation capabilities.

Comparison Chart

9 and 24 Pin Printers
Laser Printer

LX86 **FX86e** **FX286e** **EX800** **EX1000** **LQ800** **LQ1000** **LQ2500** **GQ3500**

PRINT RATE CPS									
Draft mode	120 CPS	240 CPS*	240 CPS*	300 CPS*	300 CPS*	180 CPS	180 CPS	324 CPS*	6 pages per minute
Letter Quality Mode						60 CPS	60 CPS	108 CPS*	
Near Letter Quality Mode	16 CPS	48 CPS*	48 CPS*	60 CPS*	60 CPS*				
PRINT HEAD	9 pin	9 pin	9 pin	9 pin	9 pin	24 pin	24 pin	24 pin	Laser
COLUMN WIDTH PICA	80	80	136	80	136	80	136	136	Portrait or Landscape
INTERNAL BUFFER	1K	8K	8K	8K	8K	7K	7K	8K	470KB
TYPESTYLE CONTROL	Selec-Type	Selec-Type I	Selec-Type I	Selec-Type II	Selec-Type II	YES	YES	Selec-Type III	Selec-Type IV
AUTOMATIC SHEET LOAD	NO	YES	YES	YES	YES	NO	NO	YES	YES
COLOR OPTION KIT	NO	NO	NO	YES	YES	NO	NO	YES	Color Developing Unit
OPTIONAL IMAGE SCANNER	NO	NO	NO	YES	YES	NO	NO	YES	NO

*Measured in 12 CPI, all others measured in 10 CPI.
**Resolution measured in dots per inch

EPSON®
EPSON AMERICA, INC.

2780 Lomita Boulevard, Torrance, CA 90505 1-800-421-5426

SPECIFICATIONS SUBJECT TO CHANGE WITHOUT NOTICE

Epson® is a registered trademark and ESC/P™ is a trademark of Seiko Epson Corporation.

Hewlett-Packard Laser Jet PLUS™ is a trademark of Hewlett-Packard Corporation.

IBM® is a registered trademark of International Business Machines Corporation.

Diablo® is a registered trademark of XEROX Corporation.

© Copyright 1987 Epson America, Inc.