

The Software Dispatch

RSX

RSX-11M/S
RSX-11M-PLUS
Micro/RSX
September 1986
AD-FD06A-12



digital
software

The Software Dispatch

RSX

RSX-11M/S

RSX-11M-PLUS

Micro/RSX

September 1986

AD-FD06A-12

digital
software

RSX SOFTWARE DISPATCH

Published by
Technical Support Group Operations
Digital Equipment Corporation
129 Parker St. (PKO2/E49)
Maynard, MA 01754

The RSX Software Dispatch complements the Software Dispatch Reviews for RSX-11M/S, RSX-11M-PLUS and Micro/RSX. New and revised Software Product Descriptions, programming notes, software problems and solutions, and documentation corrections are published here. Much of the material is developed from Software Performance Report (SPR) answers significant to the general audience and is printed here to supplement the maintenance notebook (established by the Software Dispatch Review).

PRODUCTS SUPPORTED in the RSX SOFTWARE DISPATCH

BASIC-PLUS-2	FMS-11/RSX	RSX-11/3271 Protocol Emulator
COBOL, PDP-11	FORTTRAN IV/VAX to RSX	RSX-11M 2780/3780 Emulator
COBOL-81/RSX	FORTTRAN-77/RSX, PDP-11	RSX-11M/FORTTRAN Enhancement
CORAL 66, PDP-11	FORTTRAN-77 DEBUG, PDP-11	Pkg. for MINC
DATATRIEVE-11	LSP-11	RSX-11M/FORTTRAN Real-Time Pkg.
DBMS-11	MUX200/RSX-IAS	for MINC
DECnet-11M	PASCAL/RSX, PDP-11	RSX-11M/SNA Protocol Emulator
DECnet-11M-PLUS	RGL/11	RTEM-11
DECnet-11S	RPG II, PDP-11	SORT-11
DECnet/SNA Gateway Products	RSX MDE/T-11	SSP-11
DPM	RSX-11M	UN1004/RSX
DPM-PLUS Software	RSX-11S	
DT07-11M	RSX-11M-PLUS	

DISTRIBUTION

The RSX Software Dispatch is directed to one software contact for each software product. No mailing will be made to addresses without a software contact name. **Address change requests should be sent to the nearest DIGITAL field office. Include the new address and mailing label from the most recently received publication.**

Software binary and sources are provided under licenses only. The standard Terms and Conditions, OEM Agreements, and/or Quantity Discount Agreement contain the licenses for all binaries other than DECsystem-10.

Barbara Scollan, Editor

Copyright © Digital Equipment Corporation 1986. All Rights Reserved.

The material in this document is for information purposes only. Digital believes the information in this publication is accurate as of its publication date; such information is subject to change without notice. Digital is not responsible for any inadvertent errors. Comments on the contents of this publication should be directed to your local Digital Field Office.

The following are trademarks of Digital Equipment Corporation

DEC
DECUS
digital
DECnet
DECsystem-10
DECSYSTEM-20
DECwriter

DIBOL
EDUssystem
IAS
MASSBUS
PDP
PDT
RSTS

RSX
RT
ULTRIX
UNIBUS
VAX
VMS
VT

TABLE OF CONTENTS

	<u>Sequence No.</u>	<u>Page</u>
PRODUCT AVAILABILITY DATES		i
<u>RSX-11M V4.2</u>		
COMMAND FILES		
SGNPER ABORTS WHEN CREATING DATABASE FOR VT11	1.1.1.9 M	3
INTERNAL COMDS		
SET/NOMAIN FOLLOWED BY PAR CAUSES GARBAGE OUTPUT TO TI:	2.2.1.3 M	5
VMR		
SET /NOECHO DOES NOT WORK	2.2.5.5 M	7
FDX-TTDRV		
POWERFAIL TO OUTPUTTING DHV LEAVES LINE HUNG	3.1.3.6 M	9
HELLO		
DEFAULT CLI PROMPT MUST BE THREE OR MORE BYTES	4.2.4.1 M	11
BRU		
STAND-ALONE BRU /IMAGE:SAVE INCORRECTLY INITIALIZES DISKS	5.1.17.14 M	13
BRU SKIPPING OVER BOOTABLE SYSTEM IMAGE	5.1.17.15 M	14
BRU PROBLEM WITH LARGE FID NUMBERS	5.1.17.16 M	15
BRU /VERIFY INCORRECTLY RESTORES DISK WITH ONLY EMPTY UFDS	5.1.17.17 M	16
TKB		
ASG OPTION REJECTED IF LUN IS GREATER THAN UNITS OPTION	5.3.1.4 M	17
DCL		
SET DEFAULT WITHOUT PARAMETERS DOES NOT WORK CORRECTLY	6.1.0.12 M	19
<u>BASIC-PLUS-2 V2.3</u>		
BASIC-PLUS-2 V2.3 RSX UPDATE B NOTICE	10.20.1.2 N	21
RSX-11M V4.2 CUMULATIVE INDEX		23
<u>RSX-11S V4.2</u>		
COMMAND FILES		
SGNPER ABORTS WHEN CREATING DATABASE FOR VT11	1.1.1.1 M	31
RSX-11S V4.2 CUMULATIVE INDEX		33

TABLE OF CONTENTS (Continued)

	<u>Sequence No.</u>	<u>Page</u>
<u>RSX-11M-PLUS V3.0</u>		
COMMAND FILES		
APPLICATION NOT PROPERLY INSTALLED	1.1.1.5 M	37
DISTRIB KITS		
CANNOT COPY SECOND BACKUP SET USING CERTAIN MS TAPE DRIVES	1.1.2.2 N	39
DIRECTIVES		
SYSTEM CORRUPTION IN DEFAULT UIC	2.1.1.9 N	41
RPOI RETURNS IE.IDU FROM A VT:	2.1.1.10 M	42
SHF		
SHUFFLER MAY CAUSE SYSTEM CRASH	2.1.2.1 M	43
INS		
INSTALL, RUN, REMOVE WINDOW ALLOWS OTHER TASKS TO ACTIVATE IT	2.2.2.3 M	45
VMR		
SET /NOECHO DOES NOT WORK	2.2.5.2 M	47
DUDRV		
SYSTEM CRASH AFTER SHADOWING	3.1.1.6 M	49
FDX-TTDRV		
POWERFAIL TO OUTPUTTING DHV LEAVES LINE HUNG	3.1.3.7 M	51
FCS		
FCS DOES NOT PARSE ANSI FILE SPECIFICATION CORRECTLY	3.2.1.2 M	53
BYE		
BYE FROM BATCH JOB OR SILENT CLI DOES NOT ABORT INDIRECT	4.2.3.2 M	55
HELLO		
DEFAULT CLI PROMPT MUST BE THREE OR MORE BYTES	4.2.4.3 M	57
PIP		
PIPRES/APPEND TERMINATES WITH ODD ADDRESS	5.1.12.3 M	59
BRU		
STAND-ALONE BRU /IMAGE:SAVE INCORRECTLY INITIALIZES DISKS	5.1.17.14 M	61
BRU SKIPPING OVER BOOTABLE SYSTEM IMAGE	5.1.17.15 M	62
BRU PROBLEM WITH LARGE FID NUMBERS	5.1.17.16 M	63
BRU /VERIFY INCORRECTLY RESTORES DISK WITH ONLY EMPTY UFDs	5.1.17.17 M	64
TKB		
ASG OPTION REJECTED IF LUN IS GREATER THAN UNITS OPTION	5.3.1.5 M	65
RSX-11M-PLUS V3.0 CUMULATIVE INDEX		67

TABLE OF CONTENTS (Continued)

	<u>Sequence No.</u>	<u>Page</u>
<u>Micro/RSX V3.0</u>		
DIRECTIVES		
SYSTEM CORRUPTION IN DEFAULT UIC	2.1.1.7 N	77
RPOI RETURNS IE.IDU FROM A VT:	2.1.1.8 M	78
SHF		
SHUFFLER MAY CAUSE SYSTEM CRASH	2.1.2.1 M	79
INS		
INSTALL, RUN, REMOVE WINDOW ALLOWS OTHER TASKS TO ACTIVATE IT	2.2.2.3 M	81
FCS		
FCS DOES NOT PARSE ANSI FILE SPECIFICATION CORRECTLY	3.2.1.2 M	83
BYE		
BYE FROM BATCH JOB OR SILENT CLI DOES NOT ABORT INDIRECT	4.2.3.2 M	85
HELLO		
DEFAULT CLI PROMPT MUST BE THREE OR MORE BYTES	4.2.4.1 M	87
PIP		
PIPRES/APPEND TERMINATES WITH ODD ADDRESS	5.1.12.2 M	89
BRU		
BRU SKIPPING OVER BOOTABLE SYSTEM IMAGE	5.1.17.13 M	91
BRU PROBLEM WITH LARGE FID NUMBERS	5.1.17.14 M	92
BRU /VERIFY INCORRECTLY RESTORES DISK WITH ONLY EMPTY UFDS	5.1.17.15 M	93
TKB		
ASG OPTION REJECTED IF LUN IS GREATER THAN UNITS OPTION	5.3.1.2 M	95
Micro/RSX V3.0 CUMULATIVE INDEX		97
SOFTWARE PERFORMANCE REPORT (SPR) SUBMISSIONS		103
SUGGESTIONS FOR SUBMITTING TAPES WITH SPRs		104
SOFTWARE PROBLEMS OR ENHANCEMENTS		105
DIGITAL SOFTWARE LICENSING		107
DIGITAL EQUIPMENT COMPUTER USERS SOCIETY (DECUS)		109



PRODUCT AVAILABILITY DATES - RSX

SEPTEMBER 1986

The following list contains date and version of the latest release of supported software products. Customers who are in warranty or have a software product service agreement during the month the product became available, are eligible to receive the new release. Eligible customers who have not received the new release should contact their local DIGITAL office.

<u>PRODUCT</u>	<u>VERSION</u>	<u>AVAILABLE</u>
BASIC-PLUS-2 for RSX-11M and RSX-11M-PLUS,PDP-11	2.3	JUN 85
COBOL,PDP-11	4.4	MAY 82
COBOL-81/RSX	2.4	MAY 86
DATATRIEVE-11	3.1	SEP 84
DBMS-11	2.1	JAN 83
DECdx/RSX	1.0	NOV 84
DECmail-11 for RSX-11M-PLUS and Micro/RSX	2.0	AUG 84
DECnet Router Server	1.1 SPD ONLY	OCT 85
DECnet-11M	4.2	FEB 86
DECnet-11M-PLUS	3.0	FEB 86
DECnet-11S	4.2	FEB 86
DECnet/SNA Gateway Products	1.3	JAN 86
DPM	4.1	AUG 82
DPM-PLUS SOFTWARE	1.1	AUG 82
FORTRAN IV/RSX	2.6	JUN 83
PDP-11 SYMBOLIC DEBUGGER/RSX (formerly FORTRAN-77 DEBUG/RSX, PDP-11)	2.0	APR 86
FORTRAN-77/RSX,PDP-11	5.0 SPD ONLY	JAN 86
LSP-11	1.2 DOC ONLY	JAN 86
MicroPower/Pascal-RSX	2.2	JUN 86
PASCAL/RSX,PDP-11	1.2	JAN 86
RGL/11	1.1 DOC ONLY	JAN 86
RPG II,PDP-11	8.8	JUL 83
RSX MDE/T-11	1.0	DEC 82
RSX-11 2780/3780 Emulator	4.1	JUL 82
RSX-11 PSI/M	2.1	FEB 86
RSX-11 PSI/M-PLUS	2.1	FEB 86
RSX-11/3271 Protocol Emulator	3.1	MAR 86
RSX-11M	4.2	JAN 86
RSX-11M V4.2 UPDATE	B	MAY 86
RSX-11M/FORTRAN Enhancement Pkg. for MINC	1.3 RETIRED	MAR 86
RSX-11M/FORTRAN Real-Time Pkg. for MINC	1.2 RETIRED	MAR 86

PRODUCT AVAILABILITY DATES - RSX (cont'd)

<u>PRODUCT</u>	<u>VERSION</u>	<u>AVAILABLE</u>
RSX-11M-PLUS	3.0	JAN 86
RSX-11M-PLUS DECgraph-11	1.2 RETIRED	FEB 86
RSX-11M-PLUS DECtype	3.1	JUN 86
RSX-11M-PLUS DIBOL	1.2	APR 86
RSX-11M-PLUS V3.0 UPDATE	B	MAY 86
RSX-11S	4.2	JAN 86
RSX-11S V4.2 UPDATE	B	MAY 86
RTEM-11	2.2	APR 86
SORT/MERGE,PDP-11	3.0	JUN 84
SPM-11M	2.1 RETIRED	APR 86
SPM-11M-PLUS	2.1 RETIRED	APR 86
SSP-11	1.3 DOC ONLY	JAN 86

RSX-11M V4.2



RSX Software Dispatch, September 1986

RSX-11M V4.2
SYSGEN
COMMAND FILES

Seq. No. 1.1.1.9 M

1 of 1

SGNPER ABORTS WHEN CREATING DATABASE FOR VT11 (SPR 11-M89724 KN)

PROBLEM
STATEMENT:

When generating an RSX-11M or RSX-11S operating system with graphics device support, SYSGEN aborts with a fatal error in the module SGNPER.

RESPONSE:

In the module SGNPER, there is a subroutine call to the label UMR. This statement is only executed when a graphics device has been selected. This label does not appear in the module, thus causing a fatal Indirect error.

This problem will be corrected in RSX-11M Version 4.2 Update D.



RSX-11M V4.2
MCR
INTERNAL CMDS

Seq. No. 2.2.1.3 M

1 of 1

SET/NOMAIN FOLLOWED BY PAR CAUSES GARBAGE OUTPUT TO TI: (SPR 11-M00190P JF)

PROBLEM
STATEMENT:

When using single-user MCR, the SET /NOMAIN command causes MCR to produce garbage output and hang when the next command is entered.

RESPONSE:

When processing the SET /NOMAIN command, MCR pops an extra word off the stack, thus corrupting one of its buffers. The SET /NOMAIN command removes the partition correctly. However, when MCR processes the next command, it tries to use the corrupted buffer and prints garbage output.

This is only a problem with the single-user version of MCR (MCR.TSK). Single-user MCR stays active after every command, waiting for the next command to process.

Multiuser MCR consists of two tasks: the primary (MCRMU.TSK) and the secondary (SYS.TSK). The SET /NOMAIN command is processed by the secondary task, which exits after every command. Therefore, the corruption is not propagated to the next command. It disappears when MCR exits after the SET /NOMAIN command. A new copy of the MCR task image without the corruption comes into memory to process the next command.

As a workaround, set a feature mask bit that will cause single-user MCR to exit after every command just like the multiuser secondary. This will prevent the corruption from being propagated to the next command. In the Executive map file, [1,34]RSX11M.MAP, find the address of \$FMASK. Open that location and set bit 40000, FE.MXT. For example, if \$FMASK is at address 011560, do the following:

```
>OPE 11560/KNL  
011560 /010250 050250<ESC>  
>
```

This problem is corrected in RSX-11M Version 4.2 Update D.

•

•

•

•

1

RSX-11M V4.2
MCR
VMR

Seq. No. 2.2.5.5 M

1 of 1

SET /NOECHO DOES NOT WORK (SPR 11-M00187P JF)


PROBLEM
STATEMENT:

The VMR command SET /NOECHO=TTnn: does not take effect when the system is booted. The command executes without errors and the SET /NOECHO command displays the terminal as NOECHO. However, in the booted system, the terminal is set to ECHO.

RESPONSE:

The terminal characteristic bit for NOECHO was changed for the current release. VMR, however, was not changed. VMR is setting and checking the old characteristic bit instead of the new one, so, when the system is booted, the terminal driver does not recognize the terminal as NOECHO. VMR will be changed to set and check the new characteristic bit.

This problem is corrected in RSX-11M Version 4.2 Update D.



RSX Software Dispatch, September 1986

RSX-11M V4.2
DRIVERS
FDX-TTDRV

Seq. No. 3.1.3.6 M

1 of 1

POWERFAIL TO OUTPUTTING DHV LEAVES LINE HUNG (SPR 11-M02693 LK)


PROBLEM
STATEMENT:

If power is lost when output is occurring to the DHV-11 terminal line, the line hangs after the power recovery.

RESPONSE:

This problem occurs because of an incorrect setting of the "DMA ABORT" bit in the Line Control Register (LNCTRL). This bit is set after the power recovery because the driver assumes there is an output I/O in progress. It determines this by looking at the US.OIU bit in the U.STS word of the terminal UCB. The bit is zero (which means there is an output I/O in progress), but the physical output was terminated by the power failure. Setting the "DMA ABORT" bit in this case does not cause an output interrupt, and, therefore, the TTDRV code that clears the "DMA ABORT" bit is not executed and the terminal line stays disabled until the system reboot.

This problem is corrected in RSX-11M Version 4.2 Update D.



RSX-11M V4.2
MULTI-USER TASK
HELLO

Seq. No. 4.2.4.1 M

1 of 1

DEFAULT CLI PROMPT MUST BE THREE OR MORE BYTES (SPR 11-M89782 RDH)

PROBLEM
STATEMENT:

The CLI documentation states that alternate CLI prompts (as specified in the /CPR and /DPR subkeywords) can be from 0 through 31 characters long. This worked fine on prior releases of RSX-11, but on Version 3.0 of RSX-11M-PLUS, a length of zero (null prompt) will cause HELLO to trap. On Version 3.0 of RSX-11M-PLUS and Version 4.2 of RSX-11M, lengths of one or two characters will result in a Memory Protect or SST Abort Bad Stack trap from Indirect.

RESPONSE:

The description of the CLI command in the MCR Operations Manual includes provision for the 0-, 1-, or 2-character prompts. It also describes that <CR> and <LF> must be explicitly specified if they are desired in the prompt. Unfortunately, HELLO assumes there is a leading <CR>, and Indirect assumes there are leading <CR> and <LF> characters in the prompt. When those facilities concatenate the prompt and a display line, they skip over the assumed <CR> and <LF> characters, moving the remainder of the string into an output buffer. If the prompt is zero, one, or two characters, they will try to move a string of zero or negative length, thereby corrupting the HELLO task or the stack or attempting to access memory which is outside the task space.

If you wish to have a null prompt in an alternate CLI, you can work around this problem by specifying three NUL characters; for example, specify it as:


```
CLI /INIT=...../DPR="<0><0><0>".....
```

in your command line. A 1- or 2-character prompt can be specified by preceding the prompt with two NUL characters such as:

```
CLI /INIT=...../DPR="<0><0>/-)/".....
```

where the desired prompt is "-)".

RSX-11M Version 4.2 Update D will include corrections for this problem. HELLO and Indirect will skip past leading <CR> or <LF> characters only if they are included in the prompt specification.



RSX-11M V4.2
UTILITIES
BRU

Seq. No. 5.1.17.14 M

1 of 1

STAND-ALONE BRU /IMAGE:SAVE INCORRECTLY INITIALIZES DISKS
(SPR 11-M00289X SIR)

PROBLEM
STATEMENT:

Stand-alone BRU initializes the second and subsequent disks of a multivolume save set incorrectly during an /IMAGE:SAVE operation. Because the disks are not initialized correctly, it is not possible to copy a multivolume save set created by stand-alone BRU with either stand-alone BRU or on-line BRU. If the save set is created by on-line BRU, all volumes of the save set are initialized correctly and it can be copied.

RESPONSE:

Stand-alone BRU (BRUSYS/BRU64K) incorrectly initializes disks other than the first during an /IMAGE:SAVE operation as a result of a problem in the code which creates headers for the system files. Because a variable is not initialized at run time, the Extension Segment Number (M.ESQN), Extension Relative Volume Number (M.ERVN), Extension File Number (M.EFNU), and Extension File Sequence Number (M.EFSQ) fields in the headers of each of the system files on volumes other than the first contain incorrect values.

The ability to restore a multivolume disk save set created by stand-alone BRU is not affected, because BRU does not use this information when restoring the save set.

This problem is corrected in RSX-11M Version 4.2 Update D.

RSX-11M V4.2
UTILITIES
BRU

Seq. No. 5.1.17.15 M

1 of 1

BRU SKIPPING OVER BOOTABLE SYSTEM IMAGE (SPR 11-M00291X SIR)

PROBLEM
STATEMENT:

BRU does not skip over the bootable system image at the beginning of a tape, as described in the Release Notes, when an MS: device is used.

Also, when a disk-to-tape compare operation is attempted on a tape with a bootable system image, the compare fails on all tape devices with the following message:

```
BRU -- *WARNING* -- Tape label error
I/O error code -13
```

RESPONSE:

BRU is unable to skip over the bootable system image at the beginning of a tape on an MS: device. It depends upon the device driver to return the length of a block read from tape in order to detect the presence of the bootable system image. RSX tape drivers, other than MSDRV, return the number of bytes read in the second word of the I/O status block at the completion of a QIO request. However, because of hardware limitations, MSDRV returns the number of bytes actually transferred to the receiving buffer. Because the number of bytes transferred will never exceed the size of the input buffer, MSDRV returns the size of the input buffer when the block read is larger than the input buffer. The other RSX tape drivers return the number of bytes in the block read when this data overrun situation occurs. Because the ability of BRU to detect a bootable system image depends upon the latter behavior, it does not work with MS: devices. The implementation of this feature in BRU has been changed to work correctly with all supported tape devices.

The failure of disk-to-tape compare operations on tapes with a bootable system image is caused by the omission of the code to provide this functionality for compare operations.

These problems are corrected in RSX-11M Version 4.2 Update D.

RSX Software Dispatch, September 1986

RSX-11M V4.2
UTILITIES
BRU

Seq. No. 5.1.17.16 M

1 of 1

BRU PROBLEM WITH LARGE FID NUMBERS (SPR 11-M00192P RK)

PROBLEM
STATEMENT:

BRU displays erroneous warning messages when backing up a file with a file identification number (FID) greater than or equal to 100000 (octal). These warning error messages are either "File ID sequence number error" or "File not found." If the file is a directory file, no files from that directory are backed up.

RESPONSE:

BRU incorrectly uses a signed branch when checking the FID. This may cause a backup operation to fail for a file whose FID is greater than or equal to 100000 (octal).

This problem does not occur if the headers in the index file are allocated contiguously. This may be accomplished on a disk with no bad blocks by initializing the volume with the largest number of headers that might ever be used.

This problem is corrected in RSX-11M Version 4.2 Update C.

RSX-11M V4.2
UTILITIES
BRU

Seq. No. 5.1.17.17 M

1 of 1

BRU /VERIFY INCORRECTLY RESTORES DISK WITH ONLY EMPTY UFDs
(SPR 11-M00294X SIR)

PROBLEM
STATEMENT:

When restoring a backup set containing only empty user file directories (UFDs) and /VERIFY is specified, BRU does not create the UFDs on the output volume correctly. Therefore, attempts to create files in these UFDs fail.

RESPONSE:

This problem occurs because BRU does not mark the headers for each UFD as "in use" in the index file bitmap if the backup set contains only empty UFDs and the /VERIFY qualifier is specified. This causes subsequent attempts to create a file in the UFD to fail.

This problem does not occur if the /VERIFY qualifier is not specified for the restore operation. The restore may still be verified by performing a separate /COMPARE operation following the restore.

This problem is corrected in RSX-11M Version 4.2 Update D.

RSX-11M V4.2
TASK BUILDER
TKB

Seq. No. 5.3.1.4 M

1 of 1

ASG OPTION REJECTED IF LUN IS GREATER THAN UNITS OPTION (SPR 11-M00175P DR)

PROBLEM
STATEMENT:

The TKB option ASG will cause the following message to be reported if a specified unit number is greater than the value found in the most recent UNITS option:

"Illegal logical unit number"

If a UNITS option is not found prior to the ASG, then a unit number greater than 6, which is the default value, will also cause the message.

The DCL LINK command can inadvertently lead to this condition.

RESPONSE:


TKB was making this comparison for validation purposes. Since the UNITS option controlled how many entries were created in the logical unit table, it did not make sense for an ASG unit to be greater.

To work around this, simply position all ASG options after the UNITS option. When using the DCL LINK command, supply a file containing the options.

In RSX-11M Version 4.2 Update D, this situation does not cause the above message to be reported. The assignment is accepted, regardless of the unit number. After all options have been processed, the following new diagnostic message is reported and the larger value used as an implicit UNITS:

-- *DIAG*-Illegal number of logical units

Units set to maximum assigned



RSX-11M V4.2
DCL
DCL

Seq. No. 6.1.0.12 M

1 of 1

SET DEFAULT WITHOUT PARAMETERS DOES NOT WORK CORRECTLY (SPR 11-M88197 LP)

PROBLEM
STATEMENT:

The RSX-11M V4.2 DCL command SET DEFAULT currently responds with the error message:


SET -- Invalid device

when it is issued with no arguments. According to the documentation, when SET DEFAULT is issued with no arguments, a nonprivileged user's default device and UFD are supposed to be returned to the login defaults. For a privileged user, the default device is supposed to be returned to the login default, while the UFD remains unchanged.

RESPONSE:

The behavior of the SET DEFAULT command was inadvertently changed for the release of V4.2 of RSX-11M when new support was added to the SET command for RSX-11M-PLUS.

This problem is corrected in RSX-11M Version 4.2 Update D.



PDP-11 BASIC-PLUS-2 V2.3
for RSX-11M V4.2

Seq. No. 10.20.1.2 N

1 of 1

BASIC-PLUS-2 V2.3 RSX UPDATE B NOTICE

The BASIC-PLUS-2 V2.3 update files received with Update B of RSX-11M V4.2 and RSX-11M-PLUS V3.0 introduce a problem which under certain circumstances corrupts data values used by a program or written to a file. The situation is as follows:

Arrays declared within MAP or COMMON statements are not mapped properly. As a result, subsequent implicit or explicit assignments to elements of this array may overwrite the contents of other variables declared within the MAP or COMMON.

For example:

```
10 MAP (TSTDAT)  STRING FOO = 4%,      &  
                STRING ARRAY_1(7%) = 10%  
20 FOO = 'ABCD'  
   PRINT 'FOO before making array assignment ='; FOO  
   ARRAY_1(0%) = 'ZZZZZZZZZZ'  
   PRINT 'FOO after making array assignment ='; FOO  
   END
```

This program, when compiled and taskbuilt, will produce the following incorrect output:

```
FOO before making array assignment = ABCD  
FOO after making array assignment = ZZZZ
```


This same program will work correctly when executed from the BASIC-PLUS-2 environment (i.e., OLDED and RUN) or if you do a COMPILE/MAC and then assemble the resultant file.

NOTE

This problem exists only if you have applied the BASIC-PLUS-2 V2.3 corrections distributed with Update B of RSX-11M V4.2 and RSX-11M-PLUS V3.0. The problem will be corrected in Update C.

To avoid this problem, the following alternatives exist:

1. Before applying the update, edit the BASIC-PLUS-2 update command file, BP2PCH.CMD, and remove the following line:
WRITE LBR ~37 RSXLIB.OLB/RP = ~37 objgsd
2. Do not apply the BASIC-PLUS-2 Update B files
3. COMPILE/MAC and assemble the resultant file
4. RUN from the BASIC-PLUS-2 environment



RSX-11M V4.2
CUMULATIVE INDEX
SEPTEMBER 1986

This is a complete listing of all articles for RSX-11M V4.2 and layered products. Missing sequence numbers may pertain to problems unique to other versions of the same product or other major operating systems.

IMPORTANT!

Unassigned articles are indicated: UNASSIGNED.

Flags are currently being installed for all articles. The flags and definitions are as follows.

M = Mandatory Patch. These patches correct errors in the software product. All users are required to apply these patches to maintain consistent "user level" unless the accompanying article specifies otherwise.

F = Optional Feature Patch. These patches extend or configure functionality into the product. These functions will be treated as a supported part of the product for the duration of the current release and will be incorporated with any future release, unless otherwise stated.

R = Restriction. These articles discuss areas that will not be patched in the current release because they require major modification or because they are not consistent with the design of the product. Restrictions, except those described as permanent, are reviewed and modified when possible as part of the normal release cycle.

N = Note. These articles provide explanatory information that supplements the manual set and provide more detailed information about a program or package. They also provide procedural information to make it easier to use a program or package.

* = Articles appeared in the RSX Software Dispatch Review, September 1985.

<u>Component</u>	<u>Sequence</u>	<u>Mon/Yr</u>
<u>RSX-11M V4.2</u>		
<u>SYSGEN</u>		
SYSGEN PHASE 1 ASKS QUESTIONS THAT SHOULD NOT BE ASKED	1.1.1.1 R*	Sep 85
TK50 FAILS TO INTERRUPT WHEN ACF IS RUN ON PDP-11/84	1.1.1.2 N	Nov 85
ACF MAY NOT CORRECTLY SET UP DV.NUC IN CONFIG.DAT FOR RSO3/4s	1.1.1.3 M	Apr 86
SYSGEN DOES NOT USE AUTOCONFIGURE RESULTS IF NONSTANDARD EXEC	1.1.1.4 M	May 86
SYSGEN TRAPS DURING PHASE 1 ONLY ON PDP-11/34 WHEN ACF HAS RUN	1.1.1.5 M	Jun 86
DECIMAL NUMBER CAUSES ERROR IN OCTAL RADIX SYSGEN QUESTION	1.1.1.6 F	Jul 86
SYSGEN FOR NONZERO MU: PHYSICAL UNIT NUMBERS	1.1.1.7 M	Jul 86
BUILDING FCPSML GIVES ILLEGAL MEMORY LIMITS	1.1.1.8 M	Aug 86
SGNPER ABORTS WHEN CREATING DATABASE FOR VT11	1.1.1.9 M	Sep 86

<u>Component</u>	<u>Sequence</u>	<u>Mon/Yr</u>
<u>EXECUTIVE</u>		
<u>DIRECTIVES</u>		
ACD SUPPORT CAUSES AN UNDEFINED SYMBOL IN SYSGEN	2.1.1.1 M	Jun 86
ALTERNATE CLI AND MCR PASS COMMAND AROUND	2.1.1.2 N	Jul 86
PARTY USES WRONG CONDITIONAL	2.1.1.3 M	Aug 86
<u>MISC ROUTINES</u>		
\$QRMVT ROUTINE SHOULD NOT BE USED FOR GENERAL CASE DEQUEUING	2.1.6.1 M	Jan 86
<u>MCR</u>		
<u>INTERNAL CMDS</u>		
TAS COMMAND ABORTS	2.2.1.1 M	May 86
SET /TERM DOES NOT ACCEPT LQP01 AND LQP02	2.2.1.2 M	Jun 86
SET/NOMAIN FOLLOWED BY PAR CAUSES GARBAGE OUTPUT TO TI:	2.2.1.3 M	Sep 86
<u>INS</u>		
NEW "TASK IMAGE I/O ERROR" MESSAGE FOR DEVICES	2.2.2.1 M	Apr 86
SCHEDULING OF SHUFFLER MAY CRASH SYSTEM	2.2.2.2 M	Apr 86
DELETING THE DISK IMAGE OF AN INSTALLED TASK	2.2.2.3 R	Jul 86
<u>INDIRECT, ICQ, ICM, ICP</u>		
INDIRECT CAN CONFUSE IDENTICAL LABELS	2.2.3.1 R*	Sep 85
FILE NAME AND SUBSTITUTION ERRORS IN INDIRECT	2.2.3.2 M	Jan 86
INDIRECT PROBLEMS CORRECTED IN UPDATE B	2.2.3.3 M	Feb 86
24-HOUR MAXIMUM FOR .DELAY DIRECTIVE	2.2.3.4 M	Mar 86
INVALID CHARACTERS IN SUBSTITUTION SYMBOL NAMES	2.2.3.5 M	Mar 86
INDIRECT COMMAND .SETT <ERSEEN> LEAVES IT FALSE	2.2.3.6 M	Mar 86
.EXIT DIRECTIVE WITHIN BEGIN-END BLOCK	2.2.3.7 M	Mar 86
ERROR IN EXECUTION ON @/LB:MODULE FROM DCL OR MCR	2.2.3.8 M	Mar 86
ESCAPE RESPONSE TO .ASKS DEFINES SYMBOL AS LOGICAL	2.2.3.9 M	Apr 86
ERASING LOCAL SYMBOLS WITH DOLLAR-SIGN NAMES	2.2.3.10 M	Apr 86
CORRUPTED BEGIN-END BLOCK POINTERS IN LOCAL SYMBOL TABLE	2.2.3.11 M	Apr 86
IMBEDDED PERIODS NOT ALLOWED IN .TESTPARTITION	2.2.3.12 M	Aug 86
<u>VMR</u>		
INCORRECT ERROR MESSAGE	2.2.5.1 M	May 86
ERROR TASK SOMETIMES WHEN BUILDING VMR	2.2.5.2 M	May 86
SET /NETUIC IS ALLOWED WHEN NETWORK IS NOT SUPPORTED	2.2.5.3 M	May 86
SET /TERM DOES NOT ACCEPT LA210, LQP01, LQP02, AND LQP03	2.2.5.4 M	Jun 86
SET /NOECHO DOES NOT WORK	2.2.5.5 M	Sep 86
<u>SAV/BOO</u>		
BOOT HANGS ON COPY OF A SYSTEM SAVED ON DIFFERENT CONTROLLER	2.2.6.1 N*	Sep 85
SAV DOES NOT SIZE MEMORY CORRECTLY ON UNIBUS SYSTEMS	2.2.6.2 M	Feb 86
SAVE DOES NOT SIZE MEMORY ABOVE 1920 KW ON Q-BUS SYSTEMS	2.2.6.3 M	Feb 86
<u>DRIVERS</u>		
<u>DYDRV, DUDRV, DRDRV, DDDRV, DLDRV</u>		
SUPPORT FOR DOUBLE-SIDED FLOPPY	3.1.1.1 M*	Sep 85
DDDRV TIMES OUT WHILE COPYING LARGE FILES	3.1.1.2 M	Mar 86
DLDRV's ERROR RECOVERY SHOULD MAKE COMPLETE DRIVE-STATUS CHECK	3.1.1.3 M	Mar 86
DUDRV's LBN RANGE CHECKING IS INADEQUATE	3.1.1.4 M	Jul 86

<u>Component</u>	<u>Sequence</u>	<u>Mon/Yr</u>
MUDRV, MSDRV		
MUDRV DOES NOT SUPPORT MULTIPLE-DENSITY TAPE DRIVES	3.1.2.1 M	Mar 86
SYSTEM CRASHES WITH MUDRV/PUCOM MAPPED	3.1.2.2 M	Mar 86
MSDRV SPACING TIME-OUT VALUE IS INSUFFICIENT	3.1.2.3 M	Jul 86
MSDRV RETURNS IE,EOF SPACING REVERSE TO BOT	3.1.2.4 M	Jul 86
FDX-TTDRV		
DRIVER DOUBLE FORK CAUSES SYSTEM CRASH ON Q-BUS SYSTEM	3.1.3.1 N	Feb 86
VARIOUS TTDRV PROBLEMS	3.1.3.2 M	Mar 86
GET/SET CHARACTERISTIC DOES NOT WORK WHEN GET OPTIONS NOT SELECTED	3.1.3.3 M	Jun 86
BIC OF S6.EIO NOT CONDITIONALIZED ON EXTENDED I/O	3.1.3.4 M	Jul 86
ASSEMBLY ERRORS IN THE TTATT MODULE	3.1.3.5 M	Jul 86
POWERFAIL TO OUTPUTTING DHV LEAVES LINE HUNG	3.1.3.6 M	Sep 86
XEDRV		
VARIOUS XEDRV PROBLEMS	3.1.5.1 M	Mar 86
<u>FILE SYSTEM</u>		
FCS		
RECORDS MAY SPAN BLOCKS	3.2.1.1 M	May 86
F11ACP		
LARGE DISK SUPPORT	3.2.2.1 N	Jul 86
<u>ERROR LOGGING</u>		
CONTROL FILES		
RPT DOES NOT RECOGNIZE USER-WRITTEN MODULES	3.3.5.1 M	Mar 86
UPDATE ERROR-CODE TABLE IN MSCP60.CNF	3.3.5.2 M	Mar 86
END MESSAGE PACKETS FOR MU ARE NOT ANALYZED PROPERLY	3.3.5.3 M	Mar 86
ERROR LOG MESSAGE PACKETS FOR TK50 ARE NOT ANALYZED PROPERLY	3.3.5.4 M	Mar 86
ERLRPT-F-MODLOASYM UNDEFINED SYMBOL IN MODULE TO BE LOADED	3.3.5.5 M	Apr 86
RPT ABORTS WITH MESSAGE ERLRPT-F-CASENOMAT FOR DU: ERRORS	3.3.5.6 M	Jul 86
LBN FOR RM80s ARE INCORRECT IN ERROR LOG REPORT	3.3.5.7 M	Jul 86
<u>BATCH/QUEUE MGR</u>		
QMG		
STICKINESS IS LOST IN FILE EXTENSION IF FILES DO NOT EXIST	4.1.3.1 M	Mar 86
LPP		
LPP LOOPS ON NEGATIVE RECORD LENGTH	4.1.5.1 M	Apr 86
LNO3 PRINTS 51 LINES PER SHEET IN LANDSCAPE MODE	4.1.5.2 M	Jun 86
LPP HANGS WHEN USING SIMULATED FORM FEEDS	4.1.5.3 M	Aug 86
UNSOLICITED INPUT FROM PRINT DEVICES CRASHES THE SYSTEM	4.1.5.4 M	Aug 86
<u>MULTI-USER TASK</u>		
BYE		
BYE HANGS WITH LOW POOL	4.2.3.1 M	Jun 86
HELLO		
DEFAULT CLI PROMPT MUST BE THREE OR MORE BYTES	4.2.4.1 M	Sep 86

<u>Component</u>	<u>Sequence</u>	<u>Mon/Yr</u>
DMP		
ANSI MAGTAPES AND DMP	5.1.5.1 R*	Sep 85
UTILITIES		
MOU		
MOUNT DOES NOT WAIT FOR RA80/81 TO SPIN DOWN1	5.1.10.1 M	Mar 86
PIP		
DELETING FILES, ;0 DOES NOT ALWAYS WORK PROPERLY	5.1.12.1 M	Apr 86
PIP DISPLAYS NEGATIVE NUMBER OF FILES	5.1.12.2 M	Aug 86
BRU		
BRU "NO FILES FOUND" PROBLEM CORRECTED	5.1.17.1 M	Dec 85
BRU ENDS WITH MEMORY PROTECTION VIOLATION DURING RESTORES	5.1.17.2 N	Mar 86
BRU INDICATES OUTPUT DISK IS TOO FRAGMENTED DURING VERIFY	5.1.17.3 N	Mar 86
BRU MAY FAIL ON THE VERIFY PASS OF A BACKUP OPERATION	5.1.17.4 N	Mar 86
BRU REPORTS I/O STATUS OF -255	5.1.17.5 N	Mar 86
BRU REPORTS ERRORS ABOUT FILES THAT DO NOT EXIST	5.1.17.6 N	Mar 86
BRU USES WRONG IMAGE FILE FOR RESTORE/COMPARE	5.1.17.7 N	Mar 86
BRU DOES NOT RECOVER PROPERLY FROM TAPE-LABEL ERRORS	5.1.17.8 M	Mar 86
ABNORMAL TERMINATION DURING THE VERIFY PASS OF A RESTORE	5.1.17.9 M	Mar 86
BRU REPORTS ATTACH FAILED AS SECOND FATAL ERROR	5.1.17.10 N	Mar 86
POTENTIAL PROBLEM WHEN FIRST FILE RESTORED IS CONTIGUOUS	5.1.17.11 M	Apr 86
BRU /IMAGE:RESTORE DISPLAYS ERRORS DESPITE SUCCESS	5.1.17.12 M	Jun 86
BRU64K /COMPARE/IMAGE:SAVE DOES NOT WORK PROPERLY	5.1.17.13 M	Jul 86
STAND-ALONE BRU /IMAGE:SAVE INCORRECTLY INITIALIZES DISKS	5.1.17.14 M	Sep 86
BRU SKIPPING OVER BOOTABLE SYSTEM IMAGE	5.1.17.15 M	Sep 86
BRU PROBLEMS WITH LARGE FID NUMBERS	5.1.17.16 M	Sep 86
BRU /VERIFY INCORRECTLY RESTORES DISK WITH ONLY EMPTY UFDS	5.1.17.17 M	Sep 86
SYSTEM LIBRARIES		
RSXMAC		
MINOR ERROR IN GCII\$ MACRO	5.2.4.1 M	May 86
FORTTRAN CALLS WFLORS AND STLORS DO NOT WORK	5.2.4.2 M	Aug 86
CSI\$1 AND CSI\$2 MEMORY PROTECT		
SYSLIB \$DIVD CONFLICTS WITH FORTTRAN IV \$DIVD	5.2.6.1 M	Mar 86
	5.2.6.2 N	Jun 86
TASK BUILDER		
TASK BUILDER		
TKB SWITCH /CL DOES NOT WORK	5.3.0.1 M	Apr 86
MULTIPLE REFERENCES TO .PSECT IN SEGMENT CAUSE TKB TO ABORT	5.3.0.2 M	Apr 86
TKB		
TKB OPENED AND CLOSED THE COMMAND FILE FOR EACH OPTION	5.3.1.1 N	Nov 85
I/D TASK LINKED TO LIBRARY AND COMMON DOES NOT BUILD	5.3.1.2 M	Feb 86
I/D TASK WITH DATA IN COMMON PSECT DOES NOT GET CAUGHT CORRECTLY	5.3.1.3 M	Jun 86
ASG OPTION REJECTED IF LUN IS GREATER THAN UNITS OPTION	5.3.1.4 M	Sep 86
DEBUGGING AIDS		
ODT		
TASK WITH LARGE NUMBER OF LUNs HANGS IN ODT	5.5.1.1 M	Apr 86

<u>Component</u>	<u>Sequence</u>	<u>Mon/Yr</u>
<u>4.2.4.MISC SYS TASKS</u>		
HELP		
HELP /OUT:TTNN: <PARAMETER> DOES NOT WORK	5.7.1.1 N	Apr 86
<u>PMD/SNAP</u>		
PMD PUTS OUTPUT IN WRONG PLACE	5.7.3.1 N	Jun 86
<u>MFT/DTE</u>		
MFT FAILS TO FUNCTION PROPERLY	5.7.12.1 N	Mar 86
<u>RCT</u>		
RCT DOES NOT REPLACE ALL BAD BLOCKS	5.7.15.1 M	Feb 86
<u>DCL</u>		
DCL		
CORRECT PRINTERPORTS PROBLEM AND ADD DEVICE NEGATIONS	6.1.0.1 M	Feb 86
RUN/STATUS:COMMAND DOES NOT MAP CORRECTLY	6.1.0.2 M	Feb 86
/LOG QUALIFIER SHOULD BE /LOGFILE ON SUBMIT COMMAND	6.1.0.3 M	Feb 86
DCL LINK DOES NOT WORK CORRECTLY IN SET DEBUG/EXECUTE MODE	6.1.0.4 M	Mar 86
DCL LINK/OPTION DOES NOT FUNCTION AS DOCUMENTED	6.1.0.5 M	Apr 86
DCL "LIBRARY @FILESPEC" DOES NOT WORK	6.1.0.6 M	Apr 86
DCL "SET DE" SHOULD NOT DEFAULT TO SET DEC CRT	6.1.0.7 M	Jun 86
FORTRAN /CHECK REQUIRES /F77	6.1.0.8 M	Jun 86
ADD SUPPORT FOR COBOL-81 /CONDITIONALS QUALIFIED	6.1.0.9 M	Jul 86
DCL SHOULD NOT ACCEPT TERMINAL TYPE RT02 OR RT02C	6.1.0.10 M	Jul 86
DCL SET PROTECTION DOES NOT WORK WITH FILES STARTING WITH "L"	6.1.0.11 M	Aug 86
SET DEFAULT WITHOUT PARAMETERS DOES NOT WORK CORRECTLY	6.1.0.12 M	Sep 86
<u>RSX-11 2780/3780 PROTOCOL EMULATOR V4.1</u>		
CONDITIONS FOR AUTOMATIC SIGN ON	10.5.1.1 N*	Sep 85
<u>DECnet-11M/S V4.2</u>		
DECnet-11M/S PROBLEMS FIXED ON RSX-11M AND RSX-11S LAYERED UPDATE B	10.8.3.1 N	May 86
DECnet-RSX DELUA DEVICE SUPPORT	10.8.3.2 N	May 86
<u>BASIC-PLUS-2 V2.3</u>		
PROBLEM WITH PRINT USING	10.20.1.1 N	Dec 85
<u>FORTRAN IV/RSX V2.6</u>		
<u>OTS</u>		
LIST-DIRECTED READ	16.1.1.1 N	Dec 85
<u>UPDATE C</u>		
FORTRAN IV PROBLEMS CORRECTED ON UPDATE C	16.1.2.1 N	Jun 86

<u>Component</u>	<u>Sequence</u>	<u>Mon/Yr</u>
FORTRAN IV/VAX TO RSX V2.7		
INSTALLATION GUIDE/RELEASE NOTES ERRATA	16.2.1.1 N	Jul 86
PDP-11 SYMBOLIC DEBUGGER V2.0		
ANNOUNCING THE PDP-11 SYMBOLIC DEBUGGER V2.0	17.1.1.1 N	Apr 86

RSX-11S V4.2

RSX-11S V4.2
SYSGEN
COMMAND FILES

Seq. No. 1.1.1.1 M

1 of 1

SGNPER ABORTS WHEN CREATING DATABASE FOR VT11 (SPR 11-S89724 KN)


PROBLEM
STATEMENT:

When generating an RSX-11M or RSX-11S operating system with graphics device support, SYSGEN aborts with a fatal error in the module SGNPER.

RESPONSE:

In the module SGNPER, there is a subroutine call to the label UMR. This statement is only executed when a graphics device has been selected. This label does not appear in the module, thus causing a fatal indirect error.

This problem will be corrected in RSX-11S Version 4.2 Update D.



RSX-11S V4.2
 CUMULATIVE INDEX
 SEPTEMBER 1986

This is a complete listing of all articles for RSX-11S V4.2 and layered products. Missing sequence numbers may pertain to problems unique to other versions of the same product or other major operating systems.

IMPORTANT!

Unassigned articles are indicated: UNASSIGNED.

Flags are currently being installed for all articles. The flags and definitions are as follows.

M = Mandatory Patch. These patches correct errors in the software product. All users are required to apply these patches to maintain consistent "user level" unless the accompanying article specifies otherwise.

F = Optional Feature Patch. These patches extend or configure functionality into the product. These functions will be treated as a supported part of the product for the duration of the current release and will be incorporated with any future release, unless otherwise stated.

R = Restriction. These articles discuss areas that will not be patched in the current release because they require major modification or because they are not consistent with the design of the product. Restrictions, except those described as permanent, are reviewed and modified when possible as part of the normal release cycle.

N = Note. These articles provide explanatory information that supplements the manual set and provide more detailed information about a program or package. They also provide procedural information to make it easier to use a program or package.

<u>Component</u>	<u>Sequence</u>	<u>Mon/Yr</u>
<u>RSX-11S V4.2</u>		
<u>SYSGEN</u>		
<u>COMMAND FILES</u>		
SGNPER ABORTS WHEN CREATING DATABASE FOR VT11	1.1.1.1 M	Sep 86
<u>11SGEN2</u>		
11SGEN2 RETURNS "COMMAND FILE OPEN ERROR"	1.1.6.1 M	Feb 86
11SGEN2 PROBLEMS	1.1.6.2 M	Apr 86
11SGEN LOOKS FOR UML, RCT, AND CDA BLD FILES IN [1,20]	1.1.6.3 M	May 86
<u>EXECUTIVE</u>		
<u>DIRECTIVES</u>		
ACD SUPPORT CAUSES AN UNDEFINED SYMBOL IN SYSGEN	2.1.1.1 M	Jun 86

<u>Component</u>	<u>Sequence</u>	<u>Mon/Yr</u>
<u>DRIVERS</u>		
<u>MUDRV</u>		
MUDRV DOES NOT SUPPORT MULTIPLE-DENSITY TAPE DRIVES	3.1.2.1 M	Mar 86
SYSTEM CRASHES WITH MUDRV/PUCOM MAPPED	3.1.2.2 M	Mar 86
<u>FDX-TTDRV</u>		
GET/SET CHARACTERISTIC DOES NOT WORK WHEN GET OPTIONS NOT SELECTED	3.1.3.1 M	Jun 86
BIC OF S6.EIO NOT CONDITIONALIZED ON EXTENDED I/O	3.1.3.2 M	Jul 86
<u>UTILITIES</u>		
<u>BRU</u>		
BRU "NO FILES FOUND" PROBLEM CORRECTED	5.1.17.1 M	Dec 85
<u>SYSTEM LIBRARIES</u>		
<u>CSI</u>		
CSI\$1 AND CSI\$2 MEMORY PROTECT	5.2.6.1 M	Mar 86
<u>MISC SYS TASKS</u>		
<u>RCT</u>		
RCT DOES NOT REPLACE ALL BAD BLOCKS	5.7.15.1 M	Feb 86
DECnet-11M/S V4.2		
DECnet-11M/S PROBLEMS FIXED ON RSX-11M AND RSX-11S LAYERED UPDATE B	10.8.3.1 N	May 86
DECnet-RSX DELUA DEVICE SUPPORT	10.8.3.2 N	May 86

RSX-11M-PLUS V3.0



RSX-11M-PLUS V3.0
SYSGEN
COMMAND FILES

Seq. No. 1.1.1.5 M

1 of 1

APPLICATION NOT PROPERLY INSTALLED (SPR 11-P00173P CCS)


PROBLEM
STATEMENT:

Use of the APPLICATION= option in SYSPARAM.DAT fails to install applications properly. The application is started the first time the system boots; however, it is not started on subsequent boots.

RESPONSE:

When a pregenerated RSX-11M-PLUS system boots, the startup command file checks for a file called FASTART.CMD. If this file exists, the system assumes all application startup commands have been placed into this file. If the file does not exist, it is created and the APPLICATION= commands are executed. Unfortunately, the commands in the application's startup file are not copied into FASTART.CMD.

Code has been added to STARTUP.CMD in RSX-11M-PLUS Version 3.0 Update D to add the proper application commands to FASTART.CMD. The file type cannot be .INS, since that type is reserved for the Micro/RSX optional software installation procedure.



RSX-11M-PLUS V3.0
SYSGEN
DISTRIB KITS

Seq. No. 1.1.2.2 N

1 of 1

CANNOT COPY SECOND BACKUP SET USING CERTAIN MS TAPE DRIVES (SPR 11-P00288X CS)

PROBLEM
STATEMENT:

A user may not be able to standalone-copy the second backup set from the RSX-11M-PLUS V3.0 1600 bpi magnetic tape distribution kit, using certain MS device tape drives.

RESPONSE:

This problem is caused by the baseline system MS device driver (MSDRV) having an inadequate spacing timeout value for slow MS device tape drives such as the TS05 unit.

If you experience this problem, you may work around it by doing the following:

1. Copy the RSX-11M-PLUS V3.0 baseline system, as described in Section 2.4 of the System Generation and Installation Guide Manual, using the BRUSYS system.
2. Hardware boot the target system disk, as described in Section 2.4.1.2 step 11, and when prompted to "Enter the date and time:," respond by typing a CTRL/Z.
3. Modify the V3.0 baseline system MS driver (MSDRV) spacing timeout values as follows:


```
OPE 226/DRV=MS:<CR>  
226/001377 3372<ESC>
```

```
OPE 240/DRV=MS:<CR>  
240/001377 3372<ESC>
```

4. Reinvoke the baseline system startup command file as follows:

```
@[2,54]BASTART
```

This problem will be corrected in a future RSX-11M-PLUS product release.



RSX-11M-PLUS V3.0
EXECUTIVE
DIRECTIVES

Seq. No. 2.1.1.9 N

1 of 1

SYSTEM CORRUPTION IN DEFAULT UIC (SPR 11-P86587 EP)

PROBLEM
STATEMENT:

The default directory string is corrupt and/or the system crashes after a period of repeatedly executing RUN commands for installed tasks (as with CHAIN statements in BASIC).

RESPONSE:

When MCR is parsing a RUN command, it allocates a block of space for use as a clock queue element. MCR links the parent task's context block into this element and properly increments the reference count in the context block. When the requested task is run immediately, MCR deallocates the space, but fails to delete the reference to the context block. As RUN commands are repeated, the reference count increases until it reaches the 400 (octal) limit of a byte. Then it wraps around to 0 and then 1. When another process properly attempts to delete a reference to the context block, the reference count drops from 1 to 0, and the block is deallocated, even though there are other valid pointers to the block, such as U.CTX in the terminal's UCB. The space released to secondary pool is typically reallocated for use as a command buffer, causing corruption of the default directory string recorded in the context block. This change in the default string causes errors, such as "Illegal file name." Also, continued use of the reference count causes corruption of the command queue, leading to a system crash.

This problem can be worked around by using the INSTALL-RUN-REMOVE form of the RUN command.

MCR has been corrected to delete the reference to a context block unless it is going to be used and deleted in the clock queue. This problem is corrected in RSX-11M-PLUS Version 3.0 Update C.

RSX-11M-PLUS V3.0
EXECUTIVE
DIRECTIVES

Seq. No. 2.1.1.10 M

1 of 1

RPOI RETURNS IE.IDU FROM A VT: (SPR 11-PO0135P PW)

PROBLEM
STATEMENT:

The RPOI\$ directive fails with the error IE.IDU - Invalid Device or Unit when issued from a VT: device. This causes any user-written CLI, including the TMCLI included on the kits, to be unusable in batch.

RESPONSE:

This problem is the result of the way the system keeps track of how many tasks are active on virtual terminals. Because it is possible to delete virtual terminals and their data bases from the system when they are no longer needed, the system needs to keep an active task count for each virtual terminal. Before the terminal is deleted, the system must make sure no tasks are referencing the terminal's data base. The active task count is used for this purpose.

To simplify the task of keeping the active task count, task spawning on a virtual terminal was limited to the task that created the terminal. Unfortunately, in the case of batch, the batch processor has created the virtual terminals, and the CLI is the task attempting to issue the RPOI directives. The RPOI is rejected because the CLI did not create the terminal.

This has been fixed to allow CLIs and tasks already running on the virtual terminal to spawn tasks for the terminal. This correction will be included in RSX-11M-PLUS Version 3.0 Update D.

RSX Software Dispatch, September 1986

RSX-11M-PLUS V3.0
EXECUTIVE
SHF

Seq. No. 2.1.2.1 M

1 of 1

SHUFFLER MAY CAUSE SYSTEM CRASH (SPR 11-P00290X JB)

PROBLEM
STATEMENT:

It is possible for the Shuffler to cause a system crash.

RESPONSE:

In Version 3.0 of RSX-11M-PLUS, the routine \$DECLK was modified to handle deallocation of a clock block which contained a pointer to a default named directory. The Shuffler task sometimes allocates a clock block, then deallocates it without ever initializing the contents of the data block. On deallocation, it calls the routine \$DECLK, which checks for certain values. If the uninitialized block happens to contain a certain valid request type in the request field, the routine will attempt to deaccess the structure which contains the default named directory. This pointer, however, has never been initialized and the routine will thus corrupt random locations in memory, which could result in a system crash.

The Shuffler will be modified to call the general routine \$DEACB when deallocating uninitialized clock block structures. This problem will be corrected in RSX-11M-PLUS Version 3.0 Update D.



RSX-11M-PLUS V3.0
MCR
INS

Seq. No. 2.2.2.3 M

1 of 1

INSTALL, RUN, REMOVE WINDOW ALLOWS OTHER TASKS TO ACTIVATE IT
(SPR 11-P00293X DR)

PROBLEM
STATEMENT:

A system may behave erratically and possibly crash shortly after INS reports the following message:

INS -- Task active

RESPONSE:

This situation only occurs during "flying" installs, where a task is installed, immediately run, and then removed. Because of an oversight in INS, it is possible for a task to be activated between the following events:

- o INS enters the TCB of said task into the STD
- o INS uses the RPOI\$ system directive to activate the task itself

INS, upon detecting the status indicating the task is already active, proceeds to "clean up," releasing various data structures (currently in use) back to primary pool. Beyond this point, results are unpredictable.

If the task is being activated by another task in user mode, a workaround is to lower its priority to a value less than that of INS.

In RSX-11M-PLUS Version 3.0 Update D, INS disables context switching around the two events described above. This at least inhibits all other tasks from executing in user mode, thereby avoiding having a task activated during the crucial time. This, however, does not address code running in kernel mode. In the future, we will consider switching to system-state to further avoid inadvertent activation.

RSX-11M-PLUS V3.0
MCR
VMR

Seq. No. 2.2.5.2 M

1 of 1

SET /NOECHO DOES NOT WORK (SPR 11-P00187P JF)

PROBLEM
STATEMENT:

The VMR command SET /NOECHO=TTnn: does not take effect when the system is booted. The command executes without errors and the SET /NOECHO command displays the terminal as NOECHO. However, in the booted system, the terminal is set to ECHO.

RESPONSE:

The terminal characteristic bit for NOECHO was changed for the current release. VMR, however, was not changed. VMR is setting and checking the old characteristic bit instead of the new one, so, when the system is booted, the terminal driver does not recognize the terminal as NOECHO. VMR will be changed to set and check the new characteristic bit.

This problem is corrected in RSX-11M-PLUS Version 3.0 Update D.

1

2

3

4

5

6

7

RSX-11M-PLUS V3.0
DRIVERS
DUDRV

Seq. No. 3.1.1.6 M

1 of 1

SYSTEM CRASH AFTER SHADOWING (SPR 11-P85562A GM)

PROBLEM
STATEMENT:

A system crash occurs during disk shadowing from DU0: to DU1: (RA81 to RA81). The system consistently crashes 10-12 minutes after starting Shadow Recording.


RESPONSE:

On UNIBUS systems, for each data transfer I/O, a UMR (UNIBUS Map Register) wait block is allocated. The DU driver has a set of pointers to these wait blocks and keeps a count of the UMR wait blocks it uses on a controller basis. To indicate a wait block is in use, bit zero of the pointer to that wait block is set.

The driver calls \$GSPKT to get an I/O packet. \$GSPKT, when it finds a specified unit is being shadowed, creates a secondary packet for that primary packet. It then puts it in the SCB queue for that device on a priority basis and initiates the driver before finishing the GSPKT processing for the primary packet. When called this way, the driver calls \$GSPKT again to get another packet. If it finds another primary packet for the unit being shadowed, it creates a secondary packet for that primary packet, puts it in the appropriate queue, and initiates the driver again. These repeated calls to the driver before finishing the GSPKT processing for the primary packets results in recursion.

Because of these recursive calls to the driver during shadowing, the driver fails to keep proper track of the UMR wait block count. It then accesses the location beyond the table of wait block pointers and sets bit zero in that location. This location contains an address of a controller specific data structure used to store controller context. When this structure is accessed, the system crashes with an odd address trap.

This problem is corrected in RSX-11M-PLUS Version 3.0 Update C.



RSX-11M-PLUS V3.0
DRIVERS
FDX-TTDRV

Seq. No. 3.1.3.7 M

1 of 1

POWERFAIL TO OUTPUTTING DHV LEAVES LINE HUNG (SPR 11-P02693 LK)

PROBLEM
STATEMENT:

If power is lost when output is occurring to the DHV-11 terminal line, the line hangs after the power recovery.

RESPONSE:

This problem occurs because of an incorrect setting of the "DMA ABORT" bit in the Line Control Register (LNCTRL). This bit is set after the power recovery because the driver assumes there is an output I/O in progress. It determines this by looking at the US.OIU bit in the U.STS word of the terminal UCB. The bit is zero (which means there is an output I/O in progress), but the physical output was terminated by the power failure. Setting the "DMA ABORT" bit in this case does not cause an output interrupt, and, therefore, the TTDRV code that clears the "DMA ABORT" bit is not executed and the terminal line stays disabled until the system reboot.

This problem is corrected in RSX-11M-PLUS Version 3.0 Update D.



RSX-11M-PLUS V3.0
FILE SYSTEM
FCS

Seq. No. 3.2.1.2 M

1 of 1

FCS DOES NOT PARSE ANSI FILE SPECIFICATION CORRECTLY (SPR 11-P88291 TS)

PROBLEM
STATEMENT:

File Control Services (FCS) with logical name support is unable to parse an ANSI magnetic tape file specification when it is defined in a logical name or present in a form which requires no translation.

RESPONSE:

During the preparse of the file specification, the unit characteristics are not known. When the quoted string is finally reached in the specification, it is rejected because of the unknown unit characteristics. At the final parse, the file specification is parsed successfully, but the set of bits saved from the incorrect parse to describe the specification overwrite the bits from the correct parse.

One workaround for this problem is to use the regular file specification where possible. For example, instead of using MM:"DECSUPP.TXT", use the equivalent file specification MM:DECSUPP.TXT, which refers to the same file name. Another workaround is to not define the specification in a logical name and set the bit FL.AEX in the F.FLG byte of the FDB. This will indicate to the parse routine that the file specification has already been expanded and PARSE will then use the old way of expansion, which does work with specifications containing quoted strings, e.g., MM:"DECSUPP.TXT".

This problem is corrected in RSX-11M-PLUS Version 3.0 Update D.

•
•

•
•

1

RSX-11M-PLUS V3.0
MULTI-USER TASK
BYE

Seq. No. 4.2.3.2 M

1 of 1

BYE FROM BATCH JOB OR SILENT CLI DOES NOT ABORT INDIRECT (SPR 11-P89055 RDH)

PROBLEM
STATEMENT:

When BYE is invoked because of a timeout of a batch job or from a silent CLI, the Indirect Command Processor is not aborted if it is running. Subsequent attempts to log in to that batch processor or from that terminal, if it was a silent CLI, will fail.

RESPONSE:

BYE normally invokes LB:[1,2]SYSLOGOUT.CMD as a part of its processing. This is accomplished by calling routine CMDFIL. Within CMDFIL, prior to invoking SYSLOGOUT.CMD, Indirect is aborted if it is still active. If the user is a batch processor or has a silent CLI, the call to CMDFIL is omitted and Indirect is not aborted.

Workarounds to this problem include:

- o If using a silent CLI, assure that Indirect is not active prior to logging out. Otherwise, abort it with the ABO AT.Tnn command from a privileged account.
- o If Indirect is left running from a batch processor timeout, abort it with the ABO AT.Vn command from a privileged account.

RSX-11M-PLUS Version 3.0 Update D will include corrections to this problem. Aborting Indirect, if active, will be moved from routine CMDFIL to a new routine INDABO, which will be called in all cases.

1

.

.

.

.

1

RSX-11M-PLUS V3.0
MULTI-USER TASK
HELLO

Seq. No. 4.2.4.3 M

1 of 1

DEFAULT CLI PROMPT MUST BE THREE OR MORE BYTES (SPR 11-P89782 RDH)

PROBLEM
STATEMENT:

The CLI documentation states that alternate CLI prompts (as specified in the /CPR and /DPR subkeywords) can be from 0 through 31 characters long. This worked fine on prior releases of RSX-11, but on Version 3.0 of RSX-11M-PLUS, a length of zero (null prompt) will cause HELLO to trap. On Version 3.0 of RSX-11M-PLUS and Version 4.2 of RSX-11M, lengths of one or two characters will result in a Memory Protect or SST Abort Bad Stack trap from Indirect.

RESPONSE:

The description of the CLI command in the MCR Operations Manual includes provision for the 0-, 1-, or 2-character prompts. It also describes that <CR> and <LF> must be explicitly specified if they are desired in the prompt. Unfortunately, HELLO assumes there is a leading <CR>, and Indirect assumes there are leading <CR> and <LF> characters in the prompt. When those facilities concatenate the prompt and a display line, they skip over the assumed <CR> and <LF> characters, moving the remainder of the string into an output buffer. If the prompt is zero, one, or two characters, they will try to move a string of zero or negative length, thereby corrupting the HELLO task or the stack or attempting to access memory which is outside the task space.

If you wish to have a null prompt in an alternate CLI, you can work around this problem by specifying three NUL characters; for example, specify it as:

```
CLI /INIT=...../DPR="<0><0><0>".....
```

in your command line. A 1- or 2-character prompt can be specified by preceding the prompt with two NUL characters such as:

```
CLI /INIT=...../DPR="<0><0>/-/".....
```

where the desired prompt is "->".

RSX-11M-PLUS Version 3.0 Update D will include corrections for this problem. HELLO and Indirect will skip past leading <CR> or <LF> characters only if they are included in the prompt specification.



RSX Software Dispatch, September 1986

RSX-11M-PLUS V3.0
UTILITIES
PIP

Seq. No. 5.1.12.3 M

1 of 1

PIPRES/APPEND TERMINATES WITH ODD ADDRESS (SPR 11-P00292X RK)

PROBLEM
STATEMENT:

The APPEND function of PIP (the PIPRES version) terminates with:

"Odd address or other trap four"

This happens only for certain files.

RESPONSE:

The APPEND function of PIPRES aborts with "Odd address or other trap four" because part of the code is overwritten by the data from the input file. This occurs because a buffer that is passed by PIPRES to FCS for transferring data from the input file is in instruction space.

The task PIPRES is being built incorrectly, resulting in the above problem. As a workaround, PIP can be used instead of PIPRES. Another workaround is to build PIPRES without the /MU (multiuser) switch.

This problem is corrected in RSX-11M-PLUS Version 3.0 Update D.



RSX-11M-PLUS V3.0
UTILITIES
BRU

Seq. No. 5.1.17.14 M

1 of 1

STAND-ALONE BRU /IMAGE:SAVE INCORRECTLY INITIALIZES DISKS
(SPR 11-P00289X SIR)

PROBLEM
STATEMENT:

Stand-alone BRU initializes the second and subsequent disks of a multivolume save set incorrectly during an /IMAGE:SAVE operation. Because the disks are not initialized correctly, it is not possible to copy a multivolume save set created by stand-alone BRU with either stand-alone BRU or on-line BRU. If the save set is created by on-line BRU, all volumes of the save set are initialized correctly and it can be copied.

RESPONSE:

Stand-alone BRU (BRUSYS/BRU64K) incorrectly initializes disks other than the first during an /IMAGE:SAVE operation as a result of a problem in the code which creates headers for the system files. Because a variable is not initialized at run time, the Extension Segment Number (M.ESQN), Extension Relative Volume Number (M.ERVN), Extension File Number (M.EFNU), and Extension File Sequence Number (M.EFSQ) fields in the headers of each of the system files on volumes other than the first contain incorrect values.

The ability to restore a multivolume disk save set created by stand-alone BRU is not affected, because BRU does not use this information when restoring the save set.

This problem is corrected in RSX-11M-PLUS Version 3.0 Update D.

RSX-11M-PLUS V3.0
UTILITIES
BRU

Seq. No. 5.1.17.15 M

1 of 1

BRU SKIPPING OVER BOOTABLE SYSTEM IMAGE (SPR 11-P00291X SIR)

PROBLEM
STATEMENT:

BRU does not skip over the bootable system image at the beginning of a tape, as described in the Release Notes, when an MS: device is used.

Also, when a disk-to-tape compare operation is attempted on a tape with a bootable system image, the compare fails on all tape devices with the following message:

```
BRU -- *WARNING* -- Tape label error
I/O error code -13
```

RESPONSE:

BRU is unable to skip over the bootable system image at the beginning of a tape on an MS: device. It depends upon the device driver to return the length of a block read from tape in order to detect the presence of the bootable system image. RSX tape drivers, other than MSDRV, return the number of bytes read in the second word of the I/O status block at the completion of a QIO request. However, because of hardware limitations, MSDRV returns the number of bytes actually transferred to the receiving buffer. Because the number of bytes transferred will never exceed the size of the input buffer, MSDRV returns the size of the input buffer when the block read is larger than the input buffer. The other RSX tape drivers return the number of bytes in the block read when this data overrun situation occurs. Because the ability of BRU to detect a bootable system image depends upon the latter behavior, it does not work with MS: devices. The implementation of this feature in BRU has been changed to work correctly with all supported tape devices.

The failure of disk-to-tape compare operations on tapes with a bootable system image is because of the omission of the code to provide this functionality for compare operations.

These problems are corrected in RSX-11M-PLUS Version 3.0 Update D.

RSX-11M-PLUS V3.0
UTILITIES
BRU

Seq. No. 5.1.17.16 M

1 of 1

BRU PROBLEM WITH LARGE FID NUMBERS (SPR 11-P00192P RK)

PROBLEM
STATEMENT:

BRU displays erroneous warning messages when backing up a file with a file identification number (FID) greater than or equal to 100000 (octal). These warning error messages are either "File ID sequence number error" or "File not found." If the file is a directory file, no files from that directory are backed up.

RESPONSE:

BRU incorrectly uses a signed branch when checking the FID. This may cause a backup operation to fail for a file whose FID is greater than or equal to 100000 (octal).

This problem does not occur if the headers in the index file are allocated contiguously. This may be accomplished on a disk with no bad blocks by initializing the volume with the largest number of headers that might ever be used.

This problem is corrected in RSX-11M-PLUS Version 3.0 Update C.

RSX-11M-PLUS V3.0
UTILITIES
BRU

Seq. No. 5.1.17.17 M

1 of 1

BRU /VERIFY INCORRECTLY RESTORES DISK WITH ONLY EMPTY UFDs
(SPR 11-P00294X SIR)

PROBLEM
STATEMENT:

When restoring a backup set containing only empty user file directories (UFDs) and /VERIFY is specified, BRU does not create the UFDs on the output volume correctly. Therefore, attempts to create files in these UFDs fail.

RESPONSE:

This problem occurs because BRU does not mark the headers for each UFD as "in use" in the index file bitmap if the backup set contains only empty UFDs and the /VERIFY qualifier is specified. This causes subsequent attempts to create a file in the UFD to fail.

This problem does not occur if the /VERIFY qualifier is not specified for the restore operation. The restore may still be verified by performing a separate /COMPARE operation following the restore.

This problem is corrected in RSX-11M-PLUS Version 3.0 Update D.

RSX Software Dispatch, September 1986

RSX-11M-PLUS V3.0
TASK BUILDER
TKB

Seq. No. 5.3.1.5 M

1 of 1

ASG OPTION REJECTED IF LUN IS GREATER THAN UNITS OPTION (SPR 11-PO0175P DR)

PROBLEM
STATEMENT:

The TKB option ASG will cause the following message to be reported if a specified unit number is greater than the value found in the most recent UNITS option:

Illegal logical unit number

If a UNITS option is not found prior to the ASG, then a unit number greater than 6, which is the default value, will also cause the message.

The DCL LINK command can inadvertently lead to this condition.

RESPONSE:


TKB was making this comparison for validation purposes. Since the UNITS option controlled how many entries were created in the logical unit table, it did not make sense for an ASG unit to be greater.

To work around this, simply position all ASG options after the UNITS option. When using the DCL LINK command, supply a file containing the options.

In RSX-11M-PLUS Version 3.0 Update D, this situation does not cause the above message to be reported. The assignment is accepted regardless of the unit number. After all options have been processed, the following new diagnostic message is reported and the larger value used as an implicit UNITS:

-- *DIAG*-Illegal number of logical units

Units set to maximum assigned



RSX-11M-PLUS V3.0
 CUMULATIVE INDEX
 SEPTEMBER 1986

This is a complete listing of all articles for RSX-11M-PLUS V3.0 and layered products. Missing sequence numbers may pertain to problems unique to other versions of the same product or other major operating systems.

IMPORTANT!

Unassigned articles are indicated: UNASSIGNED.

Flags are currently being installed for all articles. The flags and definitions are as follows.

M = Mandatory Patch. These patches correct errors in the software product. All users are required to apply these patches to maintain consistent "user level" unless the accompanying article specifies otherwise.

F = Optional Feature Patch. These patches extend or configure functionality into the product. These functions will be treated as a supported part of the product for the duration of the current release and will be incorporated with any future release, unless otherwise stated.

R = Restriction. These articles discuss areas that will not be patched in the current release because they require major modification or because they are not consistent with the design of the product. Restrictions, except those described as permanent, are reviewed and modified when possible as part of the normal release cycle.

N = Note. These articles provide explanatory information that supplements the manual set and provide more detailed information about a program or package. They also provide procedural information to make it easier to use a program or package.

* = Articles appeared in the RSX-11M-PLUS V3.0 Software Dispatch Review, August 1985.

<u>Component</u>	<u>Sequence</u>	<u>Mon/Yr</u>
<u>RSX-11M-PLUS V3.0</u>		
<u>SYSGEN</u>		
<u>SYSGEN</u>		
AUTOCONFIGURE DOES NOT PASS MULTIPLE T(MSCP) INFO TO SYSGEN	1.1.0.1 M	Apr 86
ACF MAY NOT CORRECTLY SET UP DV.NUC IN CONFIG.DAT FOR RS03/4s	1.1.1.1 M	Apr 86
UNDEFINED REFERENCE IN DR4COM.MAP	1.1.1.2 M	May 86
ACT FAILS TO DETECT FIFTH DZ11	1.1.1.3.N	Jun 86
<u>COMMAND FILES</u>		
SYSGEN FOR NONZERO MU: PHYSICAL UNIT NUMBERS	1.1.1.4 M	Jul 86
APPLICATION NOT PROPERLY INSTALLED	1.1.1.5 M	Sep 86

<u>Component</u>	<u>Sequence</u>	<u>Mon/Yr</u>
DISTRIB KITS		
DAPRES NOT PROPERLY INSTALLED	1.1.2.1 M	Feb 86
CANNOT COPY SECOND BACKUP SET USING CERTAIN MS TAPE DRIVES	1.1.2.2 N	Sep 86
EXECUTIVE		
EXECUTIVE		
DISK CACHE FLUSH PARTIAL BLOCK WRITES TO SUPPORT RTEM-11	2.1.0.1 M	Mar 86
DIRECTIVES		
FAST MAP FACILITY HAS ADDITIONAL RESTRICTION AND ERROR CODE	2.1.1.1 M	Mar 86
GSSW\$ CRASHES SYSTEMS WITH NO SWITCH REGISTER	2.1.1.2 R	Apr 86
DEVICE NORMALIZATION OCCURS ON ALL LOGICAL NAME DIRECTIVES	2.1.1.3 M	May 86
TASKS WITHOUT EXTERNAL HEADERS CRASH SYSTEM WITH CRAW\$	2.1.1.4 M	Jun 86
A PARSE OF " " CRASHES THE SYSTEM	2.1.1.5 M	Jul 86
FSS\$ ALWAYS RETURNS SUCCESS	2.1.1.6 N	Jul 86
DRPFN \$LNFC\$ REMOVES ZEROS	2.1.1.7 M	Jul 86
RESCHEDULED COPIES OF TASK ARE INITIATED WITH WRONG UIC	2.1.1.8 M	Jul 86
SYSTEM CORRUPTION IN DEFAULT UIC	2.1.1.9 N	Sep 86
RPOI RETURNS IE.IDU FROM A VT:	2.1.1.10 M	Sep 86
SHF		
SHUFFLER MAY CAUSE SYSTEM CRASH	2.1.2.1 M	Sep 86
LOADR		
DRIVER WITH A CLOCK BLOCK IN THE CTB CRASHES THE SYSTEM	2.1.5.1 M	Apr 86
MISC ROUTINES		
CERTAIN CALLS TO \$QRMVT SHOULD BE CHANGED TO \$QRMVA	2.1.6.1 M	Jan 86
DRMAP HAS UNDEFINED SYMBOL IN FAST MAPPING SUPPORT	2.1.6.2 M	May 86
UNMAPPED FAST MAP WINDOW DESCRIPTOR CAUSES SYSTEM CRASH	2.1.6.3 M	Aug 86
ERROR LOGGER REPORT FOR RK07 IS MEANINGLESS	2.1.6.4 M	Aug 86
DATA CACHING		
MOUNTING A DU: DEVICE MAY CAUSE CRASH IF ANOTHER IS CACHING	2.1.7.1 M	Jun 86
CACHE REGION NAME	2.1.7.2 M	Aug 86
MCR		
INTERNAL CMDS		
CBD NEEDS TO KNOW ABOUT NEW REGION CHARACTERISTICS	2.2.1.1 M	Jan 86
ASN COMMANDS WITH NULL LOGICALS CAUSE SYSTEM CRASH	2.2.1.2 M	Apr 86
SET /CACHE EXTENT SIZE = 0 CRASHES SYSTEM	2.2.1.3 M	Jun 86
CACHE READ-AHEAD LESS THAN VIRTUAL CAN CRASH SYSTEM	2.2.1.4 M	Jul 86
SET /SPEED DOES NOT ACCEPT EXTA OR EXTB	2.2.1.5 M	Jul 86
INS		
NEW "TASK IMAGE I/O ERROR" MESSAGE FOR DEVICES	2.2.2.1 M	Apr 86
DELETING THE DISK IMAGE OF AN INSTALLED TASK	2.2.2.2 R	Jul 86
INSTLL,RUN,REMOVE WINDOW ALLOWS OTHER TASKS TO ACTIVATE IT	2.2.2.3 M	Sep 86
INDIRECT, ICQ, ICM, ICP		
INDIRECT EXITS WITHOUT WARNING ON I/O ERROR	2.2.3.1 M	Jan 86
LOGICAL NAME AND SUBSTITUTION ERRORS IN INDIRECT	2.2.3.2 M	Jan 86

<u>Component</u>	<u>Sequence</u>	<u>Mon/Yr</u>
INDIRECT PROBLEMS CORRECTED IN UPDATE B	2.2.3.3 M	Feb 86
SPECIAL SYMBOL <UIC> SOMETIMES ERRONEOUS IN NAMED MODE	2.2.3.4 M	Feb 86
24-HOUR MAXIMUM FOR .DELAY DIRECTIVE	2.2.3.5 M	Mar 86
INVALID CHARACTERS IN SUBSTITUTION SYMBOL NAMES	2.2.3.6 M	Mar 86
INDIRECT COMMAND .SETT <ERSEEN> LEAVES IT FALSE	2.2.3.7 M	Mar 86
.EXIT DIRECTIVE WITHIN BEGIN-END BLOCK	2.2.3.8 M	Mar 86
ERROR IN EXECUTION OF @/LB:MODULE FROM DCL OR MCR	2.2.3.9 M	Mar 86
.ASK DOES NOT WORK AS DOCUMENTED WITH <ESC> RESPONSE	2.2.3.10 M	Apr 86
ERASING LOCAL SYMBOLS WITH DOLLAR-SIGN NAMES	2.2.3.11 M	Apr 86
CORRUPTED BEGIN-END BLOCK POINTERS IN LOCAL SYMBOL TABLE	2.2.3.12 M	Apr 86
DIRECTIVE .ASK WITH TIME-OUT CANNOT CHECKPOINT	2.2.3.13 M	Aug 86
IMBEDDED PERIODS NOT ALLOWED IN .TESTPARTITION	2.2.3.14 M	Aug 86
VMR		
SET /NOTYPEAHEAD CAUSES CRASH	2.2.5.1 M	May 86
SET /NOECHO DOES NOT WORK	2.2.5.2 M	Sep 86
SAV/BOO		
SAV DOES NOT SIZE MEMORY ABOVE 1920 kW ON Q-BUS SYSTEMS	2.2.6.1 M	Feb 86
SAV'd/BOOTED 11/70 SYSTEMS DO NOT CORRECTLY IDENTIFY RH11s	2.2.6.2 M	Mar 86
SAV DOES NOT SIZE MEMORY CORRECTLY ON UNIBUS SYSTEMS	2.2.6.3 M	Apr 86
SAV CRASHES WHEN SYSTEM DISK IS DUAL-ACCESS DEVICE	2.2.6.4 M	Apr 86
LOA		
LOA /EXP DOES NOT ACCEPT SIZE VALUES OF 40000 OR GREATER	2.2.7.1 M	Aug 86
DRIVERS		
RX02 SUPPORT FOR 22-BIT Q-BUS SYSTEMS	3.1.1.1 M	Aug 85
DLDRV's ERROR RECOVERY SHOULD MAKE COMPLETE DRIVE-STATUS CHECK	3.1.1.2 M	Mar 86
DDDRV TIMES OUT WHILE COPYING LARGE FILES	3.1.1.3 M	Mar 86
BYE HANGS WHEN SPINNING DOWN REMOVABLE RC25 BEFORE FIXED	3.1.1.4 R	Jun 86
DUDRV's LBN RANGE CHECKING IS INADEQUATE	3.1.1.5 M	Jul 86
SYSTEM CRASH AFTER SHADOWING	3.1.1.6 M	Sep 86
MUDRV		
MUDRV DOES NOT SUPPORT MULTIPLE-DENSITY TAPE DRIVES	3.1.2.1 M	Mar 86
SYSTEM CRASHES WITH MUDRV/PUCOM MAPPED	3.1.2.2 M	Mar 86
MSDRV SPACING TIME-OUT VALUE IS INSUFFICIENT	3.1.2.3 M	Jul 86
MSDRV RETURNS IE.EOF SPACING REVERSE TO BOT	3.1.2.4 M	Jul 86
CANNOT USE MS: DEVICE ON 22-BIT, Q-BUS I/D SYSTEM	3.1.2.5 M	Jul 86
FDX-TTDRV		
DRIVER DOUBLE FORK CAUSES SYSTEM CRASH ON Q-BUS SYSTEM	3.1.3.1 N	Feb 86
VARIOUS TTDRV PROBLEMS	3.1.3.2 M	Mar 86
CONTROL CHARACTERS TYPED TO CONTINUATION PROMPT CRASH SYSTEM	3.1.3.3 M	Jun 86
BIC OF S6.EIO NOT CONDITIONALIZED ON EXTENDED I/O	3.1.3.4 M	Jul 86
ASSEMBLY ERRORS IN THE TTATT MODULE	3.1.3.5 M	Jul 86
LAT TERMINALS DO NOT ALLOW I/O HANG UP	3.1.3.6 M	Jul 86
POWERFAIL TO OUTPUTTING DHV LEAVES LINE HUNG	3.1.3.7 M	Sep 86
XEDRV		
VARIOUS XEDRV PROBLEMS	3.1.5.1 M	Mar 86

<u>Component</u>	<u>Sequence</u>	<u>Mon/Yr</u>
CODRV		
CONSOLE LOGGING TASK COT DOES NOT SUPPORT NAMED DIRECTORIES	3.1.6.1 M	Aug 86
FCS		
RECORDS MAY SPAN BLOCKS	3.2.1.1 M	May 86
FCS DOES NOT PARSE ANSI FILE SPECIFICATION CORRECTLY	3.2.1.2 M	Sep 86
F11ACP		
LARGE DISK SUPPORT	3.2.2.1 N	Jul 86
ERROR LOGGING		
CONTROL FILES		
UPDATE ERROR-CODE TABLE IN MSCP60.CNF	3.3.5.1 M	Mar 86
END MESSAGE PACKETS FOR MU ARE NOT ANALYZED PROPERLY	3.3.5.2 M	Mar 86
ERROR LOG MESSAGE PACKETS FOR TK50 ARE NOT ANALYZED PROPERLY	3.3.5.3 M	Mar 86
RPT ABORTS WITH MESSAGE ERLRPT-F-CASENOMAT FOR DU: ERRORS	3.3.5.4 M	Jul 86
LBN FOR RM80s ARE INCORRECT IN ERROR LOG REPORT	3.3.5.5 M	Jul 86
RPT FAILS WHEN A GEOMETRY SUMMARY IS REQUESTED	3.3.5.6 M	Jul 86
BATCH/QUEUE MGR		
BPR		
BPR GIVES CRYPTIC ERROR MESSAGE WHEN FILE IS DELETED	4.1.1.1 M	Apr 86
SUBMIT /NOPRINT PUTS LOG FILE IN WRONG PLACE	4.1.1.2 M	May 86
QMG		
INCORRECT ERROR MESSAGE IF DEVICE IS INVALID	4.1.3.1 M	Mar 86
STICKINESS IS LOST IN FILE EXTENSION IF FILES DO NOT EXIST	4.1.3.2 M	Mar 86
EXTERNAL HEADER INCONSISTENCY IN QMG CRASHES SYSTEM	4.1.3.3 M	Aug 86
LPP		
LPP LOOPS ON NEGATIVE RECORD LENGTH	4.1.5.1 M	Apr 86
LPP MISCOUNTS PAGES IN PRINT JOB	4.1.5.2 M	May 86
LN03 PRINTS 51 LINES PER SHEET IN LANDSCAPE MODE	4.1.5.3 M	Jun 86
LPP HANGS WHEN USING SIMULATED FORM FEEDS	4.1.5.4 M	Aug 86
UNSOLICITED INPUT FROM PRINT DEVICES CRASHES THE SYSTEM	4.1.5.5 M	Aug 86
MULTI-USER TASK		
ACNT		
IF LAST NAME CHANGED IN ACNT, PASSWORD DOES NOT WORK	4.2.1.1 N	May 86
A NAMED DIRECTORY OF [G,M] TYPE NOT DELETED BY ACNT	4.2.1.2 M	May 86
ACNT PUTS USER IN NAMED MODE IF ANYTHING TYPED FOR DEFAULT DIRECTORY	4.2.1.3 N	May 86
NULL PASSWORD NOT ALLOWED IN PSW	4.2.1.4 M	Jun 86
ACNT DOES NOT ALLOW REMOVAL OF DEFAULT FILE PROTECTION	4.2.1.5 M	Jul 86
BRO		
BRO ON SYSTEMS WITHOUT ACCOUNTING: GARBAGE IN USER NAME	4.2.2.1 N	Apr 86
BYE		
BYE HANGS WITH LOW POOL	4.2.3.1 M	Jun 86
BYE FROM BATCH JOB OR SILENT CLI DOES NOT ABORT INDIRECT	4.2.3.2 M	Sep 86

<u>Component</u>	<u>Sequence</u>	<u>Mon/Yr</u>
HELLO		
SYSTEM CRASH WHEN USER ENTERS INCORRECT PASSWORD	4.2.4.1 M	Jul 86
ODD ADDRESS TRAP IN HELLO IF SYSGEN WITHOUT ALTERNATE CLI	4.2.4.2 M	Jul 86
DEFAULT CLI PROMPT MUST BE THREE OR MORE BYTES	4.2.4.3 M	Sep 86
SHUTUP		
MISLEADING ACCOUNTING WARNINGS IN SHUTUP	4.2.5.1 M	May 86
<u>UTILITIES</u>		
BAD		
/ALLOCATE AND /NOEXERCISE GIVE I/O ERROR CODE -2 IN ANALYZE	5.1.1.1 M	Jun 86
INI		
INI WILL NOT EXECUTE A COMMAND LINE GREATER THAN 80 CHARACTERS	5.1.8.1 M	Aug 86
MOU		
MOUNT DOES NOT WAIT FOR RA80/81 TO SPIN DOWN1	5.1.10.1 M	Mar 86
MOUNT ACCEPTS EXTENT SIZES OF ZERO FOR CACHE OPTIONS	5.1.10.2 M	Jul 86
CACHE READ-AHEAD LESS THAN VIRTUAL CAN CRASH SYSTEM	5.1.10.3 M	Jul 86
MOU WILL CLEAR VOLUME VALID ON LABEL ERROR ON SHARED DISK	5.1.10.4 M	Jul 86
MOUNT ACCEPTS EXTENT SIZE OF ZERO FOR CACHE OPTIONS	5.1.10.5 M	Jul 86
PIP		
DELETING FILE, ;0 DOES NOT ALWAYS WORK PROPERLY	5.1.12.1 M	Apr 86
PIP DISPLAYS NEGATIVE NUMBER OF FILES	5.1.12.2 M	Aug 86
PIPRES/APPEND TERMINATES WITH ODD ADDRESS	5.1.12.3 M	Sep 86
BRU		
BRU "NO FILES FOUND" PROBLEM CORRECTED	5.1.17.1 M	Dec 85
BRU ENDS WITH MEMORY PROTECTION VIOLATION DURING RESTORES	5.1.17.2 N	Mar 86
BRU INDICATES OUTPUT DISK IS TOO FRAGMENTED DURING VERIFY	5.1.17.3 N	Mar 86
BRU MAY FAIL ON THE VERIFY PASS OF A BACKUP OPERATION	5.1.17.4 N	Mar 86
BRU REPORTS ATTACH FAILED AS SECOND FATAL ERROR	5.1.17.5 N	Mar 86
BRU REPORTS I/O STATUS OF -255	5.1.17.6 N	Mar 86
BRU REPORTS ERRORS ABOUT FILES THAT DO NOT EXIST	5.1.17.7 N	Mar 86
BRU USES WRONG IMAGE FILE FOR RESTORE/COMPARE	5.1.17.8 N	Mar 86
BRU DOES NOT RECOVER PROPERLY FROM TAPE-LABEL ERRORS	5.1.17.9 M	Mar 86
BRU--MISLEADING ERROR MESSAGE/ACTION FOR UNMOUNTED TAPES	5.1.17.10 N	Apr 86
BACKUPS TO TAPE FAIL UNDER A-TO-2 CONTROL	5.1.17.11 M	Jun 86
BRU /IMAGE:RESTORE DISPLAYS ERRORS DESPITE SUCCESS	5.1.17.12 M	Jun 86
BRU64K /COMPARE/IMAGE:SAVE DOES NOT WORK PROPERLY	5.1.17.13 M	Jul 86
STAND-ALONE BRU /IMAGE:SAVE INCORRECTLY INITIALIZES DISKS	5.1.17.14 M	Sep 86
BRU SKIPPING OVER BOOTABLE SYSTEM IMAGE	5.1.17.15 M	Sep 86
BRU PROBLEM WITH LARGE FID NUMBERS	5.1.17.16 M	Sep 86
BRU /VERIFY INCORRECTLY RESTORES DISK WITH ONLY EMPTY UFDs	5.1.17.17 M	Sep 86
<u>SYSTEM LIBRARIES</u>		
FORTRAN EXEC, RSXMAC		
LOGICAL NAME FORTRAN INTERFACE ROUTINES RETURN IE.SDP	5.2.4.1 M	May 86
GDVI\$ MACROS MISSING FROM RSXMAC.SML	5.2.4.2 M	May 86
MINOR ERROR IN GCII\$ MACRO	5.2.4.3 M	May 86
FORTRAN CALLS WFLORS AND STLORS DO NOT WORK	5.2.4.4 M	Aug 86

<u>Component</u>	<u>Sequence</u>	<u>Mon/Yr</u>
CSI\$1 AND CSI\$2 MEMORY PROTECT	5.2.6.1 M	Mar 86
R1 NOT PROPERLY UPDATED IN MODULE INTDAS	5.2.6.2 M	Jun 86
SYSLIB \$DIVD CONFLICTS WITH FORTRAN IV \$DIVD	5.2.6.3 N	Jun 86
<u>TASK BUILDER</u>		
TASK BUILDER		
TKB SWITCH /CL DOES NOT WORK	5.3.0.1 M	Apr 86
MULTIPLE REFERENCES TO .PSECT IN SEGMENT CAUSE TKB TO ABORT	5.3.0.2 M	Apr 86
TKB		
NOTES REGARDING CLUSTER LIBRARY USE	5.3.1.1 M	Aug 85
TKB OPENED AND CLOSED THE COMMAND FILE FOR EACH OPTION	5.3.1.2 N	Nov 85
I/D TASK LINKED TO LIBRARY AND COMMON DOES NOT BUILD	5.3.1.3 M	Feb 86
I/D TASK WITH DATA IN COMMON PSECT DOES NOT GET CAUGHT CORRECTLY	5.3.1.4 M	Jun 86
ASG OPTION REJECTED IF LUN IS GREATER THAN UNITS OPTION	5.3.1.5 M	Sep 86
<u>DEBUGGING AIDS</u>		
ODT		
TASK WITH LARGE NUMBER OF LUNs HANGS IN ODT	5.5.1.1 M	Apr 86
<u>MISC SYS TASKS</u>		
HELP		
HELP /OUT:TTNN: <PARAMETER> DOES NOT WORK	5.7.1.1 N	Apr 86
PMD/SNAP		
PMD SNAPSHOT FOR I/D SNAPSHOT DUMPS I-SPACE AND NOT D-SPACE	5.7.3.1 M	Apr 86
PMD PUTS OUTPUT IN WRONG PLACE	5.7.3.2 N	Jun 86
RMDEMO		
RMD C PAGE DISPLAY WRONG WHEN CACHING SET TO 4096.	5.7.5.1 M	Jul 86
COT		
COT... ABORTS WITH ODD ADDRESS TRP	5.7.14.1 M	Jul 86
RCT		
RCT DOES NOT REPLACE ALL BAD BLOCKS	5.7.15.1 M	Feb 86
<u>DCL</u>		
DCL		
DCL LINK DOES NOT WORK CORRECTLY IN SET DEBUG/EXECUTE MODE	6.1.0.1 M	Mar 86
DCL LINK/OPTION DOES NOT FUNCTION AS DOCUMENTED	6.1.0.2 M	Apr 86
DCL "LIBRARY @FILESPEC" DOES NOT WORK	6.1.0.3 M	Apr 86
DCL "SET DE" SHOULD NOT DEFAULT TO SET DEC_CRT	6.1.0.4 M	Jun 86
FORTRAN /CHECK REQUIRES /F77	6.1.0.5 M	Jun 86
ADD SUPPORT FOR COBOL-81 /CONDITIONALS QUALIFIED	6.1.0.6 M	Jul 86
DCL SHOULD NOT ACCEPT TERMINAL TYPE RT02 OR RT02C	6.1.0.7 M	Jul 86
DCL SHOW ASSIGNMENTS RETURNS "ILLEGAL FUNCTION" ERROR	6.1.0.8 M	Jul 86
DCL EDIT WITH NULL FILE NAME DOES NOT WORK	6.1.0.9 M	Aug 86
DCL SET PROTECTION DOES NOT WORK WITH FILES STARTING WITH "L"	6.1.0.10 M	Aug 86

<u>Component</u>	<u>Sequence</u>	<u>Mon/Yr</u>
RSX-11 2780/3780 PROTOCOL EMULATOR V4.1		
CONDITIONS FOR AUTOMATIC SIGN ON	10.5.1.1 N	Aug 85
DECnet-11M-PLUS V3.0		
DECnet-11M-PLUS PROBLEMS FIXED ON RSX-11M-PLUS LAYERED UPDATE B	10.8.2.1 N	May 86
DECnet-RSX DELUA DEVICE SUPPORT	10.8.2.2 N	May 86
BASIC-PLUS-2 V2.3		
PROBLEM WITH PRINT USING	10.20.1.1 N	Dec 85
BASIC-PLUS-2 V2.3 RSX UPDATE B NOTICE	10.20.1.2 N	Sep 86
FORTRAN IV/RSX V2.6		
OTS		
LIST-DIRECTED READ	16.1.1.1 N	Dec 85
UPDATE C		
FORTRAN IV PROBLEMS CORRECTED ON UPDATE C	16.1.2.1 N	Jun 86
FORTRAN IV/VAX TO RSX V2.7		
INSTALLATION GUIDE/RELEASE NOTES ERRATA	16.2.1.1 N	Jul 86
PDP-11 SYMBOLIC DEBUGGER V2.0		
ANNOUNCING THE PDP-11 SYMBOLIC DEBUGGER V2.0	17.1.1.1 N	Apr 86

-

•

•


•

•

•

•

Micro/RSX V3.0



Micro/RSX V3.0
EXECUTIVE
DIRECTIVES

Seq. No. 2.1.1.7 N

1 of 1

SYSTEM CORRUPTION IN DEFAULT UIC (SPR 11-X86587 EP)

PROBLEM
STATEMENT:

The default directory string is corrupt and/or the system crashes after a period of repeatedly executing RUN commands for installed tasks (as with CHAIN statements in BASIC).

RESPONSE:

When MCR is parsing a RUN command, it allocates a block of space for use as a clock queue element. MCR links the parent task's context block into this element and properly increments the reference count in the context block. When the requested task is run immediately, MCR deallocates the space, but fails to delete the reference to the context block. As RUN commands are repeated, the reference count increases until it reaches the 400 (octal) limit of a byte. Then it wraps around to 0, and then 1. When another process properly attempts to delete a reference to the context block, the reference count drops from 1 to 0, and the block is deallocated, even though there are other valid pointers to the block, such as U.CTX in the terminal's UCB. The space released to secondary pool is typically reallocated for use as a command buffer, causing corruption of the default directory string recorded in the context block. This change in the default string causes errors, such as "Illegal file name." Also, continued use of the reference count causes corruption of the command queue, leading to a system crash.

This problem can be worked around by using the INSTALL-RUN-REMOVE form of the RUN command.

MCR has been corrected to delete the reference to a context block unless it is going to be used and deleted in the clock queue. This problem is corrected in in Micro/RSX Version 3.1.

Micro/RSX V3.0
EXECUTIVE
DIRECTIVES

Seq. No. 2.1.1.8 M

1 of 1

RPOI RETURNS IE.IDU FROM A VT: (SPR 11-X00135P PW)

PROBLEM
STATEMENT:

The RPOI\$ directive fails with the error IE.IDU - Invalid Device or Unit when issued from a VT: device. This causes any user-written CLI, including the TMCLI included on the kits, to be unusable in batch.

RESPONSE:

This problem is caused by of the way the system keeps track of how many tasks are active on virtual terminals. Because it is possible to delete virtual terminals and their data bases from the system when they are no longer needed, the system needs to keep an active task count for each virtual terminal. Before the terminal is deleted, the system must make sure no tasks are referencing the terminal's data base. The active task count is used for this purpose.

To simplify the task of keeping the active task count, task spawning on a virtual terminal is limited to the task that created the terminal. Unfortunately, in the case of batch, the batch processor has created the virtual terminals, and the CLI is the task attempting to issue the RPOI directives. The RPOI is rejected because the CLI did not create the terminal.

This has been fixed to allow CLIs and tasks already running on the virtual terminal to spawn tasks for the terminal. This correction will be included in a future release of Micro/RSX.

RSX Software Dispatch, September 1986

Micro/RSX V3.0
EXECUTIVE
SHF

Seq. No. 2.1.2.1 M

1 of 1

SHUFFLER MAY CAUSE SYSTEM CRASH (SPR 11-X00290X JB)

PROBLEM
STATEMENT:

It is possible for the Shuffler to cause a system crash.

RESPONSE:

In Version 3.0 of RSX-11M-PLUS, the routine \$DECLK was modified to handle deallocation of a clock block which contained a pointer to a default named directory. The Shuffler task sometimes allocates a clock block, then deallocates it without ever initializing the contents of the data block. On deallocation, it calls the routine \$DECLK, which checks for certain values. If the uninitialized block happens to contain a certain valid request type in the request field, the routine will attempt to deaccess the structure which contains the default named directory. This pointer, however, has never been initialized and the routine will thus corrupt random locations in memory, which could result in a system crash.

The Shuffler will be modified to call the general routine \$DEACB when deallocating uninitialized clock block structures. This problem will be corrected in a future release of Micro/RSX.

▶

■

▶

■

;

!

Micro/RSX V3.0
MCR
INS

Seq. No. 2.2.2.3 M

1 of 1

INSTALL, RUN, REMOVE WINDOW ALLOWS OTHER TASKS TO ACTIVATE IT
(SPR 11-X00293X DR)

PROBLEM
STATEMENT:

A system may behave erratically and possibly crash shortly after INS reports the following message:

INS -- Task active

RESPONSE:


This situation only occurs during "flying" installs, where a task is installed, immediately run, and then removed. Because of an oversight in INS, it is possible for a task to be activated between the following events:

- o INS enters the TCB of said task into the STD
- o INS uses the RPOI\$ system directive to activate the task itself

INS, upon detecting the status indicating the task is already active, proceeds to "clean up," releasing various data structures (currently in use) back to primary pool. Beyond this point, results are unpredictable.

If the task is being activated by another task in user mode, a workaround is to lower its priority to a value less than that of INS.

In a future release of Micro/RSX, INS will disable context switching around the two events described above. This at least inhibits all other tasks from executing in user mode, thereby avoiding having a task activated during the crucial time. This, however, does not address code running in kernel mode. In the future, we will consider switching to system state to further avoid inadvertent activation.



Micro/RSX V3.0
FILE SYSTEM
FCS

Seq. No. 3.2.1.2 M

1 of 1

FCS DOES NOT PARSE ANSI FILE SPECIFICATION CORRECTLY (SPR 11-X88291 TS)

PROBLEM
STATEMENT:

File Control Services (FCS) with logical name support is unable to parse an ANSI magnetic tape file specification when it is defined in a logical name or present in a form which requires no translation.

RESPONSE:

During the preparse of the file specification, the unit characteristics are not known. When the quoted string is finally reached in the specification, it is rejected because of the unknown unit characteristics. At the final parse, the file specification is parsed successfully, but the set of bits saved from the incorrect parse to describe the specification overwrite the bits from the correct parse.

One workaround for this problem is to use the regular file specification where possible. For example, instead of using MM:"DECSUPP.TXT", use the equivalent file specification MM:DECSUPP.TXT, which refers to the same file name. Another workaround is to not define the specification in a logical name and set the bit FL.AEX in the F.FLG byte of the FDB. This will indicate to the parse routine that the file specification has already been expanded and PARSE will then use the old way of expansion, which does work with specifications containing quoted strings, e.g., MM:"DECSUPP.TXT".

This problem will be corrected in a future release of Micro/RSX.



Micro/RSX V3.0
MULTI-USER TASK
BYE

Seq. No. 4.2.3.2 M

1 of 1

BYE FROM BATCH JOB OR SILENT CLI DOES NOT ABORT INDIRECT (SPR 11-X89055 RDH)

PROBLEM
STATEMENT:

When BYE is invoked because of a timeout of a batch job or from a silent CLI, the Indirect Command Processor is not aborted if it is running. Subsequent attempts to log in to that batch processor or from that terminal, if it was a silent CLI, will fail.

RESPONSE:

BYE normally invokes LB:[1,2]SYSLOGOUT.CMD as a part of its processing. This is accomplished by calling routine CMDFIL. Within CMDFIL, prior to invoking SYSLOGOUT.CMD, Indirect is aborted if it is still active. If the user is a batch processor or has a silent CLI, the call to CMDFIL is omitted and Indirect is not aborted.

Workarounds to this problem include:

- o If using a silent CLI, assure that Indirect is not active prior to logging out. Otherwise, abort it with the ABO AT.Tnn command from a privileged account.
- o If Indirect is left running from a batch processor timeout, abort it with the ABO AT.Vn command from a privileged account.

A future release of Micro/RSX will include corrections to this problem. Aborting Indirect, if active, will be moved from routine CMDFIL to a new routine INDABO, which will be called in all cases.



Micro/RSX V3.0
MULTI-USER TASK
HELLO

Seq. No. 4.2.4.1 M

1 of 1

DEFAULT CLI PROMPT MUST BE THREE OR MORE BYTES (SPR 11-X89782 RDH)

PROBLEM
STATEMENT:

The CLI documentation states that alternate CLI prompts (as specified in the /CPR and /DPR subkeywords) can be from 0 through 31 characters long. This worked fine on prior releases of RSX-11, but on Version 3.0 of RSX-11M-PLUS, a length of zero (null prompt) will cause HELLO to trap. On Version 3.0 of RSX-11M-PLUS and Version 4.2 of RSX-11M, lengths of one or two characters will result in a Memory Protect or SST Abort Bad Stack trap from Indirect.

RESPONSE:

The description of the CLI command in the MCR Operations Manual includes provision for the 0-, 1-, or 2-character prompts. It also describes that <CR> and <LF> must be explicitly specified if they are desired in the prompt. Unfortunately, HELLO assumes there is a leading <CR>, and Indirect assumes there are leading <CR> and <LF> characters in the prompt. When those facilities concatenate the prompt and a display line, they skip over the assumed <CR> and <LF> characters, moving the remainder of the string into an output buffer. If the prompt is zero, one, or two characters, they will try to move a string of zero or negative length, thereby corrupting the HELLO task or the stack or attempting to access memory which is outside the task space.

If you wish to have a null prompt in an alternate CLI, you can work around this problem by specifying three NUL characters; for example, specify it as:


```
CLI /INIT=...../DPR="<0><0><0>".....
```

in your command line. A 1- or 2-character prompt can be specified by preceding the prompt with two NUL characters such as:

```
CLI /INIT=...../DPR="<0><0>/-/"/".....
```

where the desired prompt is "-/".

A future release of Micro/RSX will include corrections for this problem. HELLO and Indirect will skip past leading <CR> or <LF> characters only if they are included in the prompt specification.



RSX Software Dispatch, September 1986

Micro/RSX V3.0
UTILITIES
PIP

Seq. No. 5.1.12.2 M

1 of 1

PIPRES/APPEND TERMINATES WITH ODD ADDRESS (SPR 11-X00292X RK)

PROBLEM
STATEMENT:

The APPEND function of PIP (the PIPRES version) terminates with:

"Odd address or other trap four"


This happens only for certain files.

RESPONSE:

The APPEND function of PIPRES aborts with "Odd address or other trap four" because part of the code is overwritten by the data from the input file. This occurs because a buffer that is passed by PIPRES to FCS for transferring data from the input file is in instruction space.

The task PIPRES is being built incorrectly, resulting in the above problem. As a workaround, PIP can be used instead of PIPRES. Another workaround is to build PIPRES without the /MU (multiuser) switch.

This problem will be corrected in a future release of Micro/RSX.



Micro/RSX V3.0
UTILITIES
BRU

Seq. No. 5.1.17.13 M

1 of 1

BRU SKIPPING OVER BOOTABLE SYSTEM IMAGE (SPR 11-X00291X SIR)

PROBLEM
STATEMENT:

BRU does not skip over the bootable system image at the beginning of a tape, as described in the Release Notes, when an MS: device is used.

Also, when a disk-to-tape compare operation is attempted on a tape with a bootable system image, the compare fails on all tape devices with the following message:

```
BRU -- *WARNING* -- Tape label error
I/O error code -13
```

RESPONSE:

BRU is unable to skip over the bootable system image at the beginning of a tape on an MS: device. It depends upon the device driver to return the length of a block read from tape in order to detect the presence of the bootable system image. RSX tape drivers, other than MSDRV, return the number of bytes read in the second word of the I/O status block at the completion of a QIO request. However, because of hardware limitations, MSDRV returns the number of bytes actually transferred to the receiving buffer. Because the number of bytes transferred will never exceed the size of the input buffer, MSDRV returns the size of the input buffer when the block read is larger than the input buffer. The other RSX tape drivers return the number of bytes in the block read when this data overrun situation occurs. Because the ability of BRU to detect a bootable system image depends upon the latter behavior, it does not work with MS: devices. The implementation of this feature in BRU has been changed to work correctly with all supported tape devices.

The failure of disk-to-tape compare operations on tapes with a bootable system image is caused by the omission of the code to provide this functionality for compare operations.

These problems will be corrected in a future release of Micro/RSX.

Micro/RSX V3.0
UTILITIES
BRU

Seq. No. 5.1.17.14 M

1 of 1

BRU PROBLEM WITH LARGE FID NUMBERS (SPR 11-X00192P RK)

PROBLEM
STATEMENT:

BRU displays erroneous warning messages when backing up a file with a file identification number (FID) greater than or equal to 100000 (octal). These warning error messages are either "File ID sequence number error" or "File not found." If the file is a directory file, no files from that directory are backed up.

RESPONSE:

BRU incorrectly uses a signed branch when checking the FID. This may cause a backup operation to fail for a file whose FID is greater than or equal to 100000 (octal).

This problem does not occur if the headers in the index file are allocated contiguously. This may be accomplished on a disk with no bad blocks by initializing the volume with the largest number of headers that might ever be used.

This problem will be corrected in a future release of Micro/RSX.

Micro/RSX V3.0
UTILITIES
BRU

Seq. No. 5.1.17.15 M

1 of 1

BRU /VERIFY INCORRECTLY RESTORES DISK WITH ONLY EMPTY UFDs
(SPR 11-X00294X SIR)

PROBLEM
STATEMENT:

When restoring a backup set containing only empty user file directories (UFDs) and /VERIFY is specified, BRU does not create the UFDs on the output volume correctly. Therefore, attempts to create files in these UFDs fail.

RESPONSE:

This problem occurs because BRU does not mark the headers for each UFD as "in use" in the index file bitmap if the backup set contains only empty UFDs and the /VERIFY qualifier is specified. This causes subsequent attempts to create a file in the UFD to fail.

This problem does not occur if the /VERIFY qualifier is not specified for the restore operation. The restore may still be verified by performing a separate /COMPARE operation following the restore.

This problem will be corrected in a future release of Micro/RSX.

1

2

3

4

5

Micro/RSX V3.0
TASK BUILDER
TKB

Seq. No. 5.3.1.2 M

1 of 1

ASG OPTION REJECTED IF LUN IS GREATER THAN UNITS OPTION (SPR 11-X00175P DR)

PROBLEM
STATEMENT:

The TKB option ASG will cause the following message to be reported if a specified unit number is greater than the value found in the most recent UNITS option:

Illegal logical unit number

If a UNITS option is not found prior to the ASG, then a unit number greater than 6, which is the default value, will also cause the message.

The DCL LINK command can inadvertently lead to this condition.

RESPONSE:

TKB was making this comparison for validation purposes. Since the UNITS option controlled how many entries were created in the logical unit table, it did not make sense for an ASG unit to be greater.

To work around this, simply position all ASG options after the UNITS option. When using the DCL LINK command, supply a file containing the options.

In a future release of Micro/RSX, this situation will not cause the above message to be reported. The assignment is accepted regardless of the unit number. After all options have been processed, the following new diagnostic message is reported and the larger value used as an implicit UNITS:

-- *DIAG*-Illegal number of logical units

Units set to maximum assigned



Micro/RSX V3.0
CUMULATIVE INDEX
SEPTEMBER 1986

This is a complete listing of all articles for Micro/RSX V3.0 and layered products. Missing sequence numbers may pertain to problems unique to other versions of the same product or other major operating systems.

IMPORTANT!

Unassigned articles are indicated: UNASSIGNED.

Flags are currently being installed for all articles. The flags and definitions are as follows.

M = Mandatory Patch. These patches correct errors in the software product. All users are required to apply these patches to maintain consistent "user level" unless the accompanying article specifies otherwise.

F = Optional Feature Patch. These patches extend or configure functionality into the product. These functions will be treated as a supported part of the product for the duration of the current release and will be incorporated with any future release, unless otherwise stated.

R = Restriction. These articles discuss areas that will not be patched in the current release because they require major modification or because they are not consistent with the design of the product. Restrictions, except those described as permanent, are reviewed and modified when possible as part of the normal release cycle.

N = Note. These articles provide explanatory information that supplements the manual set and provide more detailed information about a program or package. They also provide procedural information to make it easier to use a program or package.

<u>Component</u>	<u>Sequence</u>	<u>Mon/Yr</u>
<u>Micro/RSX V3.0</u>		
<u>SYSGEN</u>		
<u>AUTOCONFIGURE</u>		
ACF FAILS TO DETECT FIFTH DZ11	1.1.1.1 N	Jun 86
<u>DISTRIB KITS</u>		
DAPRES NOT PROPERLY INSTALLED	1.1.2.1 M	Feb 86
<u>EXECUTIVE</u>		
<u>EXECUTIVE</u>		
DISK CACHE FLUSH PARTIAL BLOCK WRITES TO SUPPORT RTEM-11	2.1.0.1 M	Mar 86

<u>Component</u>	<u>Sequence</u>	<u>Mon/Yr</u>
DIRECTIVES		
FAST MAP FACILITY HAS ADDITIONAL RESTRICTION AND ERROR CODE	2.1.1.1 M	Mar 86
ERROR IN EXECUTION OF @/LB:MODULE FROM DCL	2.1.1.2 M	Mar 86
DEVICE NORMALIZATION OCCURS ON ALL LOGICAL NAME DIRECTIVES	2.1.1.3 M	May 86
TASKS WITHOUT EXTERNAL HEADERS CRASH SYSTEM WITH CRAW\$	2.1.1.4 M	Jun 86
FSS\$ ALWAYS RETURNS SUCCESS	2.1.1.5 N	Jul 86
RESCHEDULED COPIES OF TASK ARE INITIATED WITH WRONG UIC	2.1.1.6 M	Jul 86
SYSTEM CORRUPTION IN DEFAULT UIC	2.1.1.7 N	Sep 86
RPOI RETURNS IE.IDU FROM A VI:	2.1.1.8 M	Sep 86
SHF		
SHUFFLER MAY CAUSE SYSTEM CRASH	2.1.2.1 M	Sep 86
MISC ROUTINES		
UNMAPPED FAST MAP WINDOW DESCRIPTOR CAUSES SYSTEM CRASH	2.1.6.1 M	Aug 86
DATA CACHING		
MOUNTING A DU: DEVICE MAY CAUSE CRASH IF ANOTHER IS CACHING	2.1.7.1 M	Jun 86
CACHE REGION NAME	2.1.7.2 M	Aug 86
MCR		
INTERNAL CMDS		
ASN COMMANDS WITH NULL LOGICALS CAUSE SYSTEM CRASH	2.2.1.1 M	Apr 86
SET /CACHE EXTENT SIZE = 0 CRASHES SYSTEM	2.2.1.2 M	Jun 86
CACHE READ-AHEAD LESS THAN VIRTUAL CAN CRASH SYSTEM	2.2.1.3 M	Jul 86
INS		
NEW "TASK IMAGE I/O ERROR" MESSAGE FOR DEVICES	2.2.2.1 M	Apr 86
DELETING THE DISK IMAGE OF AN INSTALLED TASK	2.2.2.2 R	Jul 86
INSTALL,RUN,REMOVE WINDOW ALLOWS OTHER TASKS TO ACTIVATE IT	2.2.2.3 M	Sep 86
INDIRECT, ICQ, ICM, ICP		
LOGICAL NAME AND SUBSTITUTION ERRORS IN INDIRECT	2.2.3.1 M	Jan 86
INDIRECT PROBLEMS IDENTIFIED ON Micro/RSX V3.0	2.2.3.2 M	Feb 86
SPECIAL SYMBOL <UIC> SOMETIMES ERRONEOUS IN NAMED MODE	2.2.3.3 M	Feb 86
INVALID CHARACTERS IN SUBSTITUTION SYMBOL NAMES	2.2.3.4 M	Mar 86
24-HOUR MAXIMUM FOR .DELAY DIRECTIVE	2.2.3.5 M	Mar 86
INDIRECT COMMAND .SETT <ERSEEN> LEAVES IT FALSE	2.2.3.6 M	Mar 86
.EXIT DIRECTIVE WITHIN BEGIN-END BLOCK	2.2.3.7 M	Mar 86
ERASING LOCAL SYMBOLS WITH DOLLAR-SIGN NAMES	2.2.3.8 M	Apr 86
CORRUPTED BEGIN-END BLOCK POINTERS IN LOCAL SYMBOL TABLE	2.2.3.9 M	Apr 86
DIRECTIVE .ASK WITH TIME-OUT CANNOT CHECKPOINT	2.2.3.10 M	Aug 86
IMBEDDED PERIODS NOT ALLOWED IN .TESTPARTITION	2.2.3.11 M	Aug 86
DRIVERS		
DDDRV, DUDRV, DLDRV		
DDDRV TIMES OUT WHILE COPYING LARGE FILES	3.1.1.1 M	Mar 86
DLDRV's ERROR RECOVERY SHOULD MAKE COMPLETE DRIVE-STATUS CHECK	3.1.1.2 M	Mar 86
DUDRV's LBN RANGE CHECKING IS INADEQUATE	3.1.1.3 M	Jul 86

<u>Component</u>	<u>Sequence</u>	<u>Mon/Yr</u>
MUDRV, MSDRV		
MUDRV DOES NOT SUPPORT MULTIPLE-DENSITY TAPE DRIVES	3.1.2.1 M	Mar 86
SYSTEM CRASHES WITH MUDRV/PUCOM MAPPED	3.1.2.2 M	Mar 86
MSDRV SPACING TIME-OUT VALUE IS INSUFFICIENT	3.1.2.3 M	Jul 86
FDX-TDRV		
CONTROL CHARACTERS TYPED TO CONTINUATION PROMPT CRASH SYSTEM	3.1.3.1 M	Jun 86
CODRV		
CONSOLE LOGGING TASK COT DOES NOT SUPPORT NAMED DIRECTORIES	3.1.6.1 M	Aug 86
FILE SYSTEM		
FCS		
RECORDS MAY SPAN BLOCKS	3.2.1.1 M	May 86
FCS DOES NOT PARSE ANSI FILE SPECIFICATION CORRECTLY	3.2.1.2 M	Sep 86
F11ACP		
LARGE DISK SUPPORT	3.2.2.1 N	Jul 86
ERROR LOGGING		
CONTROL FILES		
END MESSAGE PACKETS FOR MU ARE NOT ANALYZED PROPERLY	3.3.5.1 M	Mar 86
ERROR LOG MESSAGE PACKETS FOR TK50 ARE NOT ANALYZED PROPERLY	3.3.5.2 M	Mar 86
RPT ABORTS WITH MESSAGE ERLRPT-F-CASENOMAT FOR DU: ERRORS	3.3.5.3 M	Jul 86
RPT FAILS WHEN A GEOMETRY SUMMARY IS REQUESTED	3.3.5.4 M	Jul 86
BATCH/QUEUE MGR		
BPR		
BPR GIVES CRYPTIC ERROR MESSAGE WHEN FILE IS DELETED	4.1.1.1 M	Apr 86
SUBMIT /NOPRINT PUTS LOG FILE IN WRONG PLACE	4.1.1.2 M	May 86
QMG		
EXTERNAL HEADER INCONSISTENCY IN QMG CRASHES SYSTEM	4.1.3.1 M	Aug 86
LPP		
LPP LOOPS ON NEGATIVE RECORD LENGTH	4.1.5.1 M	Apr 86
LPP MISCOUNTS PAGES IN PRINT JOB	4.1.5.2 M	May 86
LN03 PRINTS 51 LINES PER SHEET IN LANDSCAPE MODE	4.1.5.3 M	Jun 86
LPP HANGS WHEN USING SIMULATED FORM FEEDS	4.1.5.4 M	Aug 86
UNSOLICITED INPUT FROM PRINT DEVICES CRASHES THE SYSTEM	4.1.5.5 M	Aug 86
MULTI-USER TASK		
ACNT		
IF LAST NAME CHANGED IN ACNT, PASSWORD DOES NOT WORK	4.2.1.1 N	May 86
A NAMED DIRECTORY OF [G,M] TYPE NOT DELETED BY ACNT	4.2.1.2 M	May 86
ACNT PUTS USER IN NAMED MODE IF ANYTHING TYPED FOR DEFAULT DIRECTORY	4.2.1.3 N	May 86
NULL PASSWORD NOT ALLOWED IN PSW	4.2.1.4 M	Jun 86
ACNT DOES NOT ALLOW REMOVAL OF DEFAULT FILE PROTECTION	4.2.1.5 M	Jul 86
BYE		
BYE HANGS WITH LOW POOL	4.2.3.1 M	Jun 86
BYE FROM BATCH JOB OR SILENT CLI DOES NOT ABORT INDIRECT	4.2.3.2 M	Sep 86

<u>Component</u>	<u>Sequence</u>	<u>Mon/Yr</u>
HELLO		
DEFAULT CLI PROMPT MUST BE THREE OR MORE BYTES	4.2.4.1 M	Sep 86
SHUTUP		
MISLEADING ACCOUNTING WARNINGS IN SHUTUP	4.2.5.1 M	May 86
<u>UTILITIES</u>		
BAD		
/ALLOCATE AND /NOEXERCISE GIVE I/O ERROR CODE -2 IN ANALYZE	5.1.1.1 M	Jun 86
INI		
INI WILL NOT EXECUTE A COMMAND LINE GREATER THAN 80 CHARACTERS	5.1.8.1 M	Aug 86
MOU		
CACHE READ-AHEAD LESS THAN VIRTUAL CAN CRASH SYSTEM	5.1.10.1 M	Jul 86
MOUNT ACCEPTS EXTENT SIZE OF ZERO FOR CACHE OPTIONS	5.1.10.2 M	Jul 86
MOU WILL CLEAR VOLUME VALID ON LABEL ERROR ON SHARED DISK	5.1.10.3 M	Jul 86
PIP		
PIP DISPLAYS NEGATIVE NUMBER OF FILES	5.1.12.1 M	Aug 86
PIPRES/APPEND TERMINATES WITH ODD ADDRESS	5.1.12.2 M	Sep 86
BRU		
BRU--MISLEADING ERROR MESSAGE/ACTION FOR UNMOUNTED TAPES	5.1.17.1 N	Feb 86
BRU ENDS WITH MEMORY PROTECTION VIOLATION DURING RESTORES	5.1.17.2 N	Mar 86
BRU INDICATES OUTPUT DISK IS TOO FRAGMENTED DURING VERIFY	5.1.17.3 N	Mar 86
BRU MAY FAIL ON THE VERIFY PASS OF A BACKUP OPERATION	5.1.17.4 N	Mar 86
BRU REPORTS ATTACH FAILED AS SECOND FATAL ERROR	5.1.17.5 N	Mar 86
BRU REPORTS I/O STATUS OF -255	5.1.17.6 N	Mar 86
BRU REPORTS ERRORS ABOUT FILES THAT DO NOT EXIST	5.1.17.7 N	Mar 86
BRU USES WRONG IMAGE FILE FOR RESTORE/COMPARE	5.1.17.8 N	Mar 86
BRU DOES NOT RECOVER PROPERLY FROM TAPE-LABEL ERRORS	5.1.17.9 M	Mar 86
BACKUPS TO TAPE FAIL UNDER A-TO-Z CONTROL	5.1.17.10 M	Jun 86
BRU /IMAGE:RESTORE DISPLAYS ERRORS DESPITE SUCCESS	5.1.17.11 M	Jun 86
BRU64K /COMPARE/IMAGE:SAVE DOES NOT WORK PROPERLY	5.1.17.12 M	Jul 86
BRU SKIPPING OVER BOOTABLE SYSTEM IMAGE	5.1.17.13 M	Sep 86
BRU PROBLEM WITH LARGE FID NUMBERS	5.1.17.14 M	Sep 86
BRU /VERIFY INCORRECTLY RESTORES DISK WITH ONLY EMPTY UFDS	5.1.17.15 M	Sep 86
<u>SYSTEM LIBRARIES</u>		
<u>FORTRAN EXEC, RSXMAC</u>		
LOGICAL NAME FORTRAN INTERFACE ROUTINES RETURN IE,SDP	5.2.4.1 M	May 86
GDVI\$ MACROS MISSING FROM RSXMAC.SML	5.2.4.2 M	May 86
MINOR ERROR IN GCII\$ MACRO	5.2.4.3 M	May 86
FORTRAN CALLS WFLORS AND STLORS DO NOT WORK	5.2.4.4 M	Aug 86
MISC SYSLIB		
CSI\$1 AND CSI\$2 MEMORY PROTECT	5.2.6.1 M	Mar 86
R1 NOT PROPERLY UPDATED IN MODULE INTDAS	5.2.6.2 M	Jun 86
SYSLIB \$DIVD CONFLICTS WITH FORTRAN IV \$DIVD	5.2.6.3 N	Jun 86

<u>Component</u>	<u>Sequence</u>	<u>Mon/Yr</u>
<u>TASK BUILDER</u>		
<u>TASK BUILDER</u>		
MULTIPLE REFERENCES TO .PSECT IN SEGMENT CAUSE TKB TO ABORT	5.3.0.1 M	Apr 86
TKB SWITCH /CL DOES NOT WORK	5.3.0.2 M	Apr 86
<u>TKB</u>		
I/D TASK WITH DATA IN COMMON PSECT DOES NOT GET CAUGHT CORRECTLY	5.3.1.1 M	Jun 86
ASG OPTION REJECTED IF LUN IS GREATER THAN UNITS OPTION	5.3.1.2 M	Sep 86
<u>MISC SYS TASKS</u>		
<u>PMD/SNAP</u>		
PMD PUTS OUTPUT IN WRONG PLACE	5.7.3.1 N	Jun 86
<u>RMDEMO</u>		
RMD C PAGE DISPLAY WRONG WHEN CACHING SET TO 4096.	5.7.5.1 M	Jul 86
<u>RCT</u>		
RCT DOES NOT REPLACE ALL BAD BLOCKS	5.7.15.1 M	Feb 86
<u>DCL</u>		
<u>DCL</u>		
DCL LINK DOES NOT WORK CORRECTLY IN SET DEBUG/EXECUTE MODE	6.1.0.1 M	Mar 86
DCL LINK/OPTION DOES NOT FUNCTION AS DOCUMENTED	6.1.0.2 M	Apr 86
DCL "LIBRARY @FILESPEC" DOES NOT WORK	6.1.0.3 M	Apr 86
DCL "SET DE" SHOULD NOT DEFAULT TO SET DEC_CRT	6.1.0.4 M	Jun 86
FORTTRAN /CHECK REQUIRES /F77	6.1.0.5 M	Jun 86
DCL EDIT WITH NULL FILE NAME DOES NOT WORK	6.1.0.6 M	Aug 86
DCL SET PROTECTION DOES NOT WORK WITH FILES STARTING WITH "L"	6.1.0.7 M	Aug 86
<u>DOCUMENTATION</u>		
<u>DOCUMENTATION</u>		
DOC.ERROR IN CREATING AN OPTIONAL SOFTWARE TAPE KIT	7.1.0.1 M	Jan 86

2

1

1

1

1

SOFTWARE PERFORMANCE REPORT (SPR) SUBMISSIONS

Digital Equipment Corporation guarantees a response to every SPR submitted by DIGITAL specialists and customers who purchase software product service agreements.

Blank SPR forms are available upon request in desired quantities from SPR Administration, P.O. Box F, Maynard, MA 01754, or your local DIGITAL office.

Inquiries on the progress of submitted SPRs should be directed to your local DIGITAL office or SPR Administration at (617) 493-4722.

An SPR Answer Survey Card is enclosed with each SPR response. Please complete the survey card; it provides essential feedback for monitoring the quality of our SPR responses.

Completing an SPR Form

Complete the entire form by either typing or printing clearly. Remove "Customer File Copy" for your records. Leave carbon in tact.

Include customer name and **complete** mailing address.

To expedite the processing of your SPR, enter your **Customer Number** in the space provided. This number is located in the upper left-hand corner of your Dispatch label. It can also be obtained from your local DIGITAL office or by calling SPR Administration at (617) 493-6683.

If you do not want your SPR to be published, check the "DO NOT PUBLISH" box on the SPR form. However, if the SPR is determined to be of universal value and it does not describe a security problem, DIGITAL may elect to publish it. For SPRs which describe security problems, it is imperative that the "DO NOT PUBLISH" box be marked.

Describe one problem per SPR form. If an SPR is submitted with more than one problem, it can lengthen the turnaround time.

State the problem clearly. If necessary, summarize the problem, then describe in detail.

Include all the information needed to reproduce the problem. The easiest problems to fix are those reported in statements similar to the following: if you do X, Y happens when Z should.

State all version numbers and all inserted patches. The problem can be fixed sooner if the version is known. Please include the operating system version even on operating system SPRs, since operating system bugs sometimes manifest themselves as "bugs" in other programs. A statement of patches inserted in the relevant software is also helpful. State the type of terminal or work station on which the software is running, e.g., VT100, VT220, PRO 350, DECmate.

Include as much information as possible; too much information is better than not enough. Send all information in machine-readable format if it occupies more than half a page. Please include the following:

1. Program causing the problems
2. All necessary auxiliary files, such as DBMS or LIBRARY files
3. Assembly switches which are on (if applicable)
4. Switches handed to the software, since different switches cause different sections of the code to be executed
5. All necessary run-time files for language run-time problems
6. A directory listing of media, when included; label media carefully

SUGGESTIONS FOR SUBMITTING TAPES WITH SPRs

To insure timely processing of SPRs submitted with tapes, please follow the suggestions below:

1. Use either a floppy or a magnetic tape.
2. If a magnetic tape is used, it should be either 800, 1600, or 6250 bpi.
3. Include a directory with each tape submitted.
4. Label each tape with the following information:
 - a. Customer name
 - b. Tape format
 - c. bpi
 - d. Track
 - e. Preprinted number of the SPR submitted with the tape
5. Remove from the tape any unnecessary or confidential files.

Thank you.

SOFTWARE PROBLEMS OR ENHANCEMENTS

Questions and problems regarding, and enhancements to, DIGITAL software should be reported on a Software Performance Report (SPR) form and mailed to the SPR Center at one of the following DIGITAL offices (SPR forms are available from the SPR Center):

AREAS COVERED

SPR CENTER

United States	Corporate Administrative Services Group P.O. Box F Maynard, MA 01754
Canada	Digital Equipment of Canada, Ltd. P.O. Box 13000 Kanata, Ontario Canada, K2K 2A6
Mexico	Digital Equipment de Mexico S.A. de C.V. Apartado Postal 12-1009 Mexico 12, O.F. Mexico
Puerto Rico	Digital Equipment Latin America P.O. Box 11038 Fernandez Juncos Station Santurce 00910 Puerto Rico
Australia, New Zealand	Digital Equipment Aust Pty Ltd 754 Pacific Hwy 1st floor M/SSNH/B-1 Chatswood, New South Wales 2067 Australia
Brazil	Digital Equipment Comercio e Industria Ltda. Avenida Augusto Severo, 156-A 20021 Rio de Janeiro, RJ Brazil
China	Digital Equipment Hong Kong Ltd. 5-7th Floor Intercontinental Plaza 94 Granville Road Tsimshatsui East Kowloon Hong Kong
Remainder of General International District (GID)	Digital Equipment Corp. General International District - SWS 100 Nagog Park Acton, MA 01720-3499 United States
United Kingdom, Bahrein, Egypt, Iraq, Jordan, Kuwait, Lebanon, Libya, Qatar, Oman, Saudi Arabia, Syria, United Arab Emirates, Yemen Arab Republic	Digital Equipment Co. Ltd. Jays Close Basingstoke, Hampshire RG22 4DE England
France	Digital Equipment France Zone Industrielle Bois de L'Epine 11 Avenue Joliot Curie BP 202 91007 Evry Cedex France

AREAS COVERED**SPR CENTER**

Italy	Digital Equipment S.p.A. Viale Fulvio Testi, 11 Ang. Via Gorki 105 1-20092 Cinisello Balsamo Milan Italy
Japan	Nihon Digital Equipment Corp. Sunshine 60, P.O. Box 1135 1-1 Higashi Ikebukuro 3-Chome, Toshima-Ku, Tokyo, 170 Japan
Belgium, Luxemburg	Digital Equipment N.V./S.A. Rue De L'Aeronef 1 B-1140 Brussels Belgium
Holland	Digital Equipment B.V. Kaap Hoorndreef 38 NL-3563 AV Utrecht Holland
Sweden	Digital Equipment AB SPR Admin. M-B Duff/CSC Allen 6 S-172 89 Sundbyberg Sweden
Denmark	Digital Equipment Corp. A/S Sandtoften 9 DK-2820 Gentofte Denmark
Finland	Digital Equipment Corp. OY Box 16 02201 ESPOO Finland
Norway	Digital Equipment Corp. A/S Ammerudveien 22 N-0958 Oslo 9 Norway
Austria, East Germany, West Germany, Poland, Hungary, Rumania, Czechoslovakia, Russia, Bulgaria	Digital Equipment Corp. GmbH SPR Centre - D2 Freischuetzstrasse 91 8000 Muenchen 81 West Germany
Israel	Digital Equipment Ltd. Digital House Acadia Junction Herzlia 46 733 Israel
Greece, Portugal, Spain, Switzerland, Yugoslavia, (Morocco, Algeria, Tunisia, Cyprus, Turkey, Malta)	Digital Equipment Corp. AG Kanalstrasse 21 CH-8152 Glattbrugg (Zurich) Switzerland

This data sheet explains what software licenses are and why customers must obtain a software license to run any item of DIGITAL proprietary software.

DIGITAL does not sell software; DIGITAL offers software under a license agreement. DIGITAL has a license agreement for source software and object software. Since DIGITAL software programs are made available primarily in object code, this data sheet focuses on the purchase of object programs.

Introduction to Software Licensing

When DIGITAL hardware is purchased, all rights of ownership (legally called "title") to the hardware pass to the customer. This is not the case with software. DIGITAL regards software as proprietary information. Since software is easily reproduced, it must be legally protected from improper copying. Therefore, DIGITAL uses a combination of trade secret and copyright legal protection for software. DIGITAL protects its investment by retaining title to its software at all times and requires anyone wishing to use it to obtain a license.

How DIGITAL Licenses Software

The license agreement for object programs is contained in DIGITAL's standard Terms and Conditions of Sale and Corporate Volume Purchase Agreements instead of as a separate agreement. Therefore, when software products are purchased under DIGITAL's Terms of Sale, the software license agreement is made at the same time.

Key Principles of the License Agreement

Object code is licensed for single use. This means obtaining a license for a product allows the associated software to be used on the "single" CPU on which it was first installed. Other key points are as follows:

- If the licensed CPU temporarily malfunctions, the software may be run on another machine while the CPU is down.
- Copies of the software may be made for backup purposes if appropriate proprietary and copyright notices are included.
- The software may be modified or merged with other software if appropriate proprietary and copyright notices are included.
- The software may be used by the customer's employees and its agents directly concerned with the internal use, but may not be made available to anyone else.

Modification to the Software Product

Any modification to licensed software does not exempt the product from DIGITAL license terms. Every line of code from a software product falls under the terms of the license. Only those modifications that are not part of the original software are the customer's property. It is important to note that warranty on the product is limited to the original software supplied by DIGITAL.

Transferability of Licensed Software Products

License Transfer - A license agreement does not automatically allow transfer of licensed software to another party or another CPU. If the customer intends to sell the licensed CPU and pass on the software with the sale or move the software onto another CPU, permission must be obtained from DIGITAL. A case-by-case License Transfer is required to relicense the software.

Software Sublicensing - DIGITAL customers with a purchase agreement authorizing sublicensing, such as OEMs, may transfer licensed object products to their customers without a License Transfer. A valid sublicense, executed by an OEM with its customer, gives the OEM's customer the same license rights and responsibilities as a license agreement made directly with DIGITAL.

Source Software

Sources are only available for selected products. A license agreement for source software must be separately executed for each facility/location which intends to purchase sources in machine-readable, listing, or microfiche form. Further information and availability of sources can be found in the applicable Software Product Description (SPD).

Software Warranty

Each licensed software product offered has an SPD describing the warranty commitment for the product. Software products under DIGITAL warranty must conform to the description provided for a 90-day period, which generally begins upon product installation or 30 days after delivery. All other products are provided AS IS, without warranty. The SPD clearly states under which warranty category the product falls.

Purchasing the License for the Software Product

A license must be obtained for each CPU on which the licensed software will be used (unless otherwise specified by DIGITAL).

A Single-use License for object code is generally ordered according to the type/classification of the CPU or system configuration intended to run the product. Further information and availability can be found in the applicable SPD.

Software Product

A license is a prerequisite to purchase the associated software. The Media and Documentation Option for a product is ordered according to media type. Further information and availability of media can be found in the applicable SPD.

Purchasing Software Product Revisions/Updated Versions

If a licensed customer is not covered by a product service agreement, updated versions can be purchased when they are made generally available. Updated versions are ordered according to media type. A customer can also choose to run updated versions on additional CPUs, but not purchase multiple media distributions. If this is the case, the Software Revision Right-to-Copy option must be purchased for each CPU which runs the updated version.

Software Product Services

A licensed customer can purchase annual product service agreements to receive updated versions on media when available. A customer may choose to copy updated versions onto additional CPUs during this service agreement period. In this case, the software Service Right-to-Copy must be purchased for each CPU which runs the updated version. Further information and availability can be found in the applicable SPD. Your local DIGITAL office can be contacted for additional assistance.

DIGITAL EQUIPMENT COMPUTER USERS SOCIETY

BENEFITS OF BELONGING

The Digital Equipment Computer Users Society (DECUS) is one of the largest and most respected users groups in the computer industry today. Membership in DECUS, which is free and voluntary, provides the individual user with information and services not found anywhere else.

DECUS provides an environment where users of Digital Equipment Corporation products can share information with other users and with DIGITAL. Members can find out the latest news on DIGITAL's hardware, software, and educational products. The feedback exchange with DIGITAL allows the users of DIGITAL's products to have a voice in the company's future.

Founded in 1961, DECUS now has three autonomous areas worldwide - DECUS U.S., DECUS Europe, made up of eight independent chapters, and DECUS GIA (General International Area), made up of four independent chapters. DECUS services and activities are shared between these chapters through mutual agreements.

All DECUS services promote the exchange of information in a noncommercial environment. Included in these services are:

Special Interest Groups (SIGs)

These groups, formed around an area of common interest, exist for a variety of hardware, operating systems, languages, applications, and marketing areas. Participation in these groups allows fellow users to exchange information and share technical expertise in the areas of most interest to the users.

Local Users Groups (LUGs) and National Users Groups (NUGs)

LUGs and NUGs are licensed groups of individuals who gather to share information with other users on a periodic basis. Not only do they have common professional interest, but they also have geographic and cultural ties. DIGITAL representatives attending these meetings often unveil new products and services and supply updates on existing policies and procedures.

Symposia

DECUS holds symposia each year in the different chapters, two per year in the U.S. These meetings provide a unique opportunity for users with a wide spectrum of experience to meet for up to five days of intensive technical exchange. Symposium activities include workshops, clinics, panels, tutorials, and formal paper presentations. DIGITAL participates in symposia by sending Product Group managers and developers to discuss strategies, products, problems, and solutions.

Publications

The flow of information among users, as well as between users and DIGITAL, is the primary goal of DECUS. Various publications generated by DECUS support this communication. They include chapter newsletters and *The Proceedings*, a technical volume published after each symposium. DECUS also publishes Special Interest Groups' newsletters that provide information pertaining to specific DIGITAL products.

Program Library

The DECUS Program Library is the main vehicle for the exchange of software among users of all DIGITAL systems. The Library contains over 1000 software programs written and voluntarily submitted by users. These programs include compilers, editors, utilities, numerical and statistical functions, as well as games and graphic routines. The Library publishes an annual software catalog that lists and describes all the DECUS programs available to all users for a minimal charge.

You are cordially invited to join over 60,000 other users of DIGITAL products around the world and begin to share your experiences, both successes and problems.

For more information, contact the appropriate DECUS chapter office listed here.

DECUS CHAPTER OFFICES — WORLDWIDE

DECUS U.S.

DECUS, U.S. Chapter
219 Boston Post Road (BPO2)
Marlborough, Massachusetts 01752
U.S. Activities: (617) 480-3259 (3302)
Library: (617) 480-3521
Finance and Administration: (617) 480-3634

DECUS Europe

DECUS At Large (in Europe)
C.P. 510
CH-1213 PETIT-LANCY 1/GE
Switzerland

DECUS Denmark
Digital Equipment Corp. A/S
Sandtoften 9
DK-2820 Gentofte
Denmark

DECUS France
BP. 136
F-91004 EVRY CEDEX

DECUS Holland
KaaP Hoorndreef 38
NL-3563 AV UTRECHT
The Netherlands

DECUS Muenchen
Freischuetzstrasse 91
D-8000 MUENCHEN 81
Federal Republic of Germany

DECUS Italia
Viale Fulvio Testi 11
I-20092 CINISELLO BALSAMO

DECUS Norway
Digital Equipment Corp. A/S
Ammerudveien 22
N-0958 Oslo 9
Norway

DECUS Sweden
S-172 89 SUNDBYBERG
Sweden

DECUS U.K., Ireland and
Middle East
P.O. Box 53
READING, RG2 OTW
U.K.

DECUS Switzerland
Schaffhauserstrasse 144
8302 Kloten
Switzerland

DECUS GIA (General International Area)

DECUS Australia
Northern Tower, Chatswood Plaza
Railway Street
Chatswood, New South Wales 2067
Australia
Phone: (02) 412.5237

DECUS Canada
100 Herzberg Road
P.O. Box 13000
Kanata, Ontario K2K 2A6
Canada
Phone: (613) 592-5111, ext. 2115

DECUS Japan
Nihon Digital Equipment KK
Sunshine 60, P.O. Box 1135
1-1, Higashi Ikeburo 3-Chome
Toshima-ku, Tokyo 170
Japan
Phone: [81]-(3)-9897111

DECUS GIC
100 Nagog Park AKO1-1/B11
Acton, Massachusetts 01720
U.S.A.
Phone: (617) 264-6561



November 1985

C

,
,

C

C

C

,
,

C

digital

digital equipment corporation